



EYEWITNESS EXPERT



BIRD



Everything you need to be an expert

Eyewitness book • Expert files
Clip-art CD • Wall chart • Map
Profile cards • Model

BIRD

Expert files



The Species

The Experts

Activities

Log Book

**THE EXPERTS' GUIDE TO HANDS-ON
BIRD WATCHING**

Eyewitness
BIRD
Expert Files





Eyewitness
BIRD
Expert Files



DK Publishing, Inc.



LONDON, NEW YORK,
MELBOURNE, MUNICH, AND DELHI

Consultant Rob Hume
Senior Editor Jayne Miller
Project Editor Sarah Davis
Senior Art Editors Joanne Little, David Ball
Art Editors Owen Peyton Jones, Peter Radcliffe,
Susan St.Louis, Gemma Thompson
Paper Engineer Ruth Wickings
Managing Editor Camilla Hallinan
Art Director Martin Wilson
Publishing Manager Sunita Gahir
Category Publisher Andrea Pinnington
Picture Research Sarah Hopper
DK Picture Library Rose Horridge, Claire Bowers
Production Controller Angela Graef
DTP Designers Ronaldo Julien, Andy Hilliard
Jacket Designer Polly Appleton
Jacket Copywriter John Searcy
Eyewitness Experts concept Caroline Buckingham

First published in the United States in 2007
by DK Publishing Limited,
375 Hudson Street, New York, New York 10014

07 08 09 10 11 10 9 8 7 6 5 4 3 2 1
ED511 – 07/07

Copyright © 2007 Dorling Kindersley Limited

All rights reserved under International and Pan-American
Copyright Conventions. No part of this publication may be
reproduced, stored in a retrieval system, or transmitted
in any form or by any means, electronic, mechanical,
photocopying, recording, or otherwise, without the
prior written permission of the copyright owner.

A catalog record for this book is available
from the Library of Congress.

ISBN: 978-0-7566-3133-8

Color reproduction by Colourscan, Singapore
Printed and bound by Toppan Printing Co.
(Shenzhen) Ltd, China

Discover more at
www.dk.com

Contents

6
Meet the experts

8
Saving the Bald Ibis

16
Types of expert

20
Observing birds

22
Hall of fame

26
Activities

28
Which expert are you?

30
Beak match

32
Bird groups





34
Flight paths

36
Eggstravaganza

38
Body double

40
Experts' log

42
At the museum

44
In the field

46
Research

48
Scrapbook

50
Pack manual

52
Expert reads

54
Mapping migration

56
Multimedia

57
Model owl

62
Index

64
Activity answers
and Acknowledgments







1

MEET THE EXPERTS

Experts who work with birds are known as ornithologists, but they do many and varied jobs. Meet a scientist who saves rare birds around the world, then find out about other types of bird experts and the way they work.

EXPERT
Ornithologist
 PROFILE

NAME: CHRIS BOWDEN

LOCATION: MOROCCO

HOME COUNTRY: BRITAIN



Chris Bowden first started watching birds when he was eight years old. After studying ecology in college he joined the Royal Society for the Protection of Birds, working on projects to help safeguard endangered birds around the globe. His job has taken him to parts of Africa, India, North America, Syria, Romania, and the Caribbean. Between 1995 and 2003, he spent much of his time in Morocco researching and observing what was thought to be the last surviving wild population of Northern Bald Ibis left in the world.



CHRIS AND THE TEAM OF GARDIENS

Chris worked alongside a team of park wardens, or gardiens. Training the wardens was an important part of Chris's work, so they could take over monitoring the Ibis in the hope of saving the bird from dying out.



Saving the Bald Ibis

THIS DISTINCTIVE-LOOKING BIRD WAS ONCE COMMON ALL OVER MOROCCO. NUMBERS DWINDLED DRASTICALLY UNTIL THERE WERE THOUGHT TO BE JUST 70 SURVIVING PAIRS OF BIRDS—NO ONE REALLY KNEW WHY. OUR EXPERT'S PROJECT WAS TO TRY AND SAVE A SPECIES OF WILD BIRDS THAT WAS ON THE BRINK OF BECOMING EXTINCT.

NORTHERN BALD IBIS
Known in Ancient Egypt, Geronticus eremita, or the Northern Bald Ibis, is a small, heron-like bird with a bald head and a long, curved, red beak.



ATLANTIC
OCEAN



HOMING IN ON THE IBIS
Morocco's Souss-Massa National Park is on the northwest tip of Africa. It is home to many rare and beautiful birds.

Moroccan mission

When I started here in 1995, as far as I knew this was the only population of Bald Ibis in the world. There was a semiwild population in Turkey, and a Spanish zoo planned to release some back into the wild, although that's not always successful. My task was to watch and research the Ibises's feeding and breeding habits to find out factors that could be affecting them and make recommendations. I was here to save the Bald Ibis.



Chris with his trusty truck



The scenic coast of Morocco

Research and training

I work for BirdLife International and the British RSPB (Royal Society for the Protection of Birds). In Africa I worked with the Moroccan government and my role was a combination of scientific research and training local park wardens to take over and continue the work when I had finished.

Daily schedule

I'd get up at 4 a.m. every morning to drive to the roost before the birds became active at dawn and

began to leave for their feeding areas 15 miles (25 km) away. I'd head off in my trusty old Land Rover to follow the birds across the sand dunes and record where they fed and in what numbers. During the breeding season, it is crucial to check that they are safe, so I'd stay there all day. Every 10 minutes I'd note where they were feeding and mark it on a map. Ali Aghnaj, the deputy director for the national parks, came with me. The idea was to train local wardens on motorcycles to visit the locations and check the numbers of birds and their eating

BARREN LANDSCAPE

"It looks like the middle of nowhere, desert country," Chris says of the park. "But there are always people nearby, using the area, so we needed to gain their respect and support."



habits. It is very simple, but very important—it needs to be done.

Close up to the Ibis

While watching, you have to keep your distance, so that you don't disturb the birds—although they are very approachable when feeding. You have to be a shady figure, increasing your visibility gradually. I'm pretty sure the birds got to know me a bit over the years—and I feel that I got to know their characters!



A nearby raven nest—a threat to the Ibis

“You have to be a shady figure, increasing your visibility gradually.”

The database

All of the data is collated and put into a computerized database that can be accessed around the world. Some people working in the field log their own research onto computer systems. I love being in the field and getting to know the birds, but I also have to keep up to date with the research. While in Morocco, I had helpers back at the RSPB who helped with compiling and analyzing the data. The database is now managed by the National Park itself.

Protecting the area

Having the information on the Bald Ibis has already helped to prevent a European tourism company from building a massive resort here. We could prove that the resort would destroy an area where rare birds are found. It's tricky, because people here are poor and the resort would bring in money and create new jobs, but the birds would lose much of their ground. The threat from that company may have gone—it

was an international business that didn't want the bad press—but local companies still need to do business and some development is inevitable. So we try to influence the way such plans take shape. Although the park was set up to safeguard nesting areas, the Bald Ibises also feed on land outside the reserve, which is not effectively protected. Most Moroccans are unaware of the bird and the problems it faces.

But then again, how many of you know which are the rarest birds in your country?

Involving the locals

Many local people still survive through fishing and as shepherds and have a good working knowledge of the area, so they are ideal to train as wardens. Much of the training involves encouraging workers to focus more on the Ibis than they had been. International ornithologists watch the birds' progress with interest, but locals don't take much notice. The training is mostly on the job, with some group training sessions. This involved having to overcome language difficulties.

I don't speak Arabic, which is the Moroccans' first language, and they don't speak English, so I had to rely on the French I learned as a schoolboy! My French has definitely gotten better, but, even so, we were communicating in a second or third language.



GARDIENS IN TRAINING
Ali (far left) and Chris trained wardens to make systematic records of data on birds in a way that is useful and reliable.

SOUSS-MASSA PARK

This National Park was created in 1991 to shelter the Bald Ibis colony nesting in the area. It is a long, slim strip of land stretching for 40 miles (65 km) along the Massa River between the towns of Agadir and Tiznit.

**Threats to the Ibis**

We still don't really know what went wrong. We investigated the birds' corpses and ran tests for viruses and conditions we suspected could have killed them, but they were negative. We can't rule out West Nile Virus, but it's not

A tourist attraction

I lived near the park office with a Moroccan family on the edge of Agadir, which is a cosmopolitan and busy town. There is also a seaside resort nearby, so the area attracts tourists as well as birdwatchers. This part of the Moroccan coast is an important stopover for migrating birds enroute from the African sub-Sahara to breeding grounds in the Northern Hemisphere. It's also home to birds such as the Bald Ibis all year round.

Dying birds

While in Morocco, my conservation efforts took on more of an investigative role. Soon after I'd arrived in 1996, we suffered a huge setback—40 Ibises died in nine days. Out of the last 70 pairs of Bald Ibis more than a quarter died in just over a week. I was there to figure out how we could help the dwindling population. I felt helpless and very low and alone. There was very little anyone here could do to help.

clear. Before this disaster, the main threats the birds faced were changes to their habitat over the years, the use of restricted pesticides on crops by farmers in the region, and some hunting and fishing that disturbed their breeding.

Exciting news from Syria

There were once 50 colonies of these birds all over Morocco. That was around 100 years ago. Now all but one colony has gone, as have those in Algeria, Turkey, and, we thought, Syria. In 2002, though, an Italian researcher discovered three pairs breeding in Syria. He got in touch with me and I found out how the three pairs could be helped and sent suggestions. We have become good friends. A park has been set up there and the birds are now protected by local Bedouins and Syrian rangers.

Solving a mystery

Discovering the Syrian colony also presented a mystery, which involved international bird organizations. Unlike the colony in Morocco, which is nonmigratory and stays in the area all year round, no one knew where the Syrian birds went for the winter. Discovering where they wintered might tell us what problems the birds faced. Maybe hunting, overgrazing, or pesticides used in areas on the birds' migration route could be the cause of why



Ali monitors the birds with a telescope

“Trying to get the groups to work together toward the conservation of the species is our biggest challenge.”

they were dying out. I went out to Syria to help to put satellite tags on the Ibises so we could track their migration routes. Getting permission for this from local authorities is not always easy, but eventually BirdLife partners in the Middle East helped to catch three of the four remaining adults. Once we got the tags on them, they were released and tracked by satellite, which was so exciting! It is strange the way things work out—I came to Morocco to study the Ibis and help save the last colony, and then these other pairs were discovered in Syria. Experts discovered a great deal about their habits, and finally learned that their winter home was Ethiopia. I was a little jealous, yes, but also so excited. We now get the data direct from the satellite tracking so we can see where the birds are and follow their journey.

Ground work

Back in Morocco, we had few facilities to speak of and not much support initially. As is often the case, trying to get the various groups—government officials, reserve workers, and bird protection agencies—to work together toward the conservation of a species is our biggest challenge. But we went in with a plan. It was clear that in order to preserve the Ibises, we needed to know what habitat they needed and what was happening to it.

BIRDWATCHING

The reserve attracts birdwatchers and tourists from around the world—many come to see the Northern Bald Ibis. So the wardens have two roles—acting as knowledgeable guides, and protecting the birds and their habitat.



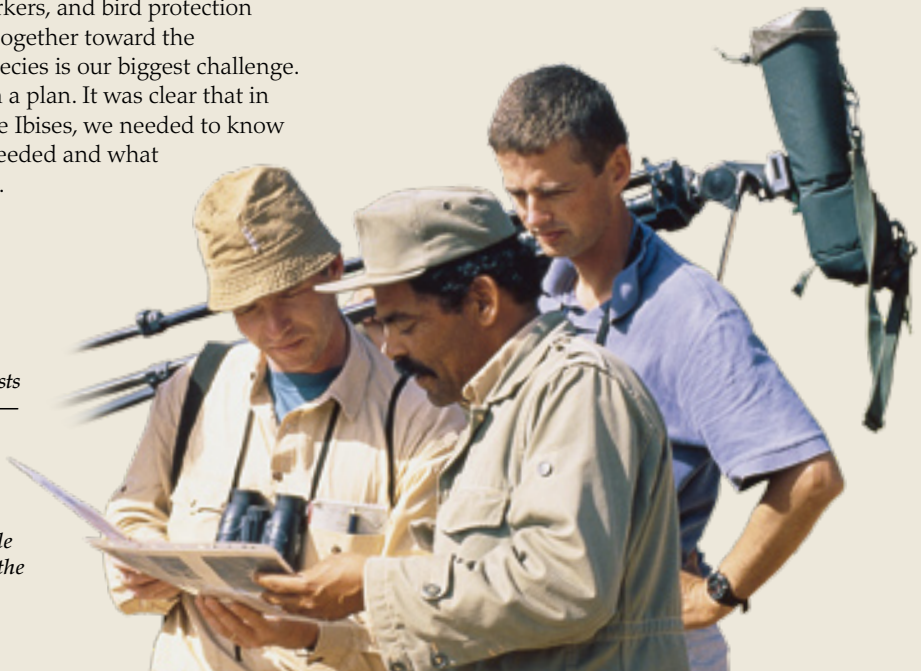
Investigating the birds' diet

Scientist at work

My work demands different skills. My knowledge of the Ibis is approaching that of a biologist, but I am a conservationist too. My research included examining a range of local beetles to match with the birds' faecal samples (or droppings) I had gathered, so I could identify the exact beetles the birds ate. The beetles are a very important part of the birds' diet—if the beetles can't survive locally, then this will affect the birds.

Living conditions

In many ways working in the field like this can be isolated and lonely with just me and a small Moroccan team. It was pretty tough for the first two years. I lived in Morocco for 9 months at a time, and gradually cut down, staying for 4 months and going off to other commitments in between. I rented a little place in a suburb of Agadir for a while, but I much preferred it when I moved into a home with a welcoming Moroccan family.





ROCKY NESTS

The birds nest close to each other on ledges in tall cliffs along the Moroccan coast.

Birds and breeding

The breeding season is the most important time for monitoring the Northern Bald Ibis because we need to know whether they are rearing enough young to keep the population going, or whether some unknown problems might prevent this. Every day I'd note the contents of the nests—the number of eggs and chicks. The first eggs appear in the last days of February and in March. They take a month to incubate and hatch. Finally, on about June 1st, the chicks follow the adults to the feeding grounds. The Northern

Bald Ibis tend to stay put through the breeding season. After that, we monitor them three times a week, to check their numbers and what they are feeding on. The park wardens at Souss-Massa also collect data on vegetation, noting any changes. They note land use, things like the number of sheep grazing locally, and mark it all on maps.



Bald Ibis flock to roost at sunset

International group

We ended up creating an international advisory group of specialists involved with the Northern Bald Ibis, which I now chair. We discuss projects such as a reintroduction trial in Southern Spain, where Ibis bred in captivity are released into the wild. This involves vets, zoo and government officials, and researchers from that project, as well as other experts. It is rare to have such a diverse group,




but it's very good for sharing information and working together.

The work continues

In between my field work I write papers and articles for journals, including an article called *Last Chance for the Northern Bald Ibis*, to draw attention to their plight. The birds aren't totally safe yet, but they are more secure. BirdLife is still involved in Morocco but it's the wardens who do the monitoring and recording now. Although I am not close to the project any more, I've met the staff at conferences, to help organize training, and I still go back to see them each year.

Vultures in India

After leaving Souss-Massa, I went to India because three species of vultures were dying out there and I was needed to coordinate efforts to prevent total extinction. The problem is that certain chemicals used



VULTURE CHICK

Chris left Morocco in 2003 to head for India, where three species of vulture were in danger of dying out including the White-rumped Vulture, seen here, once one of the most common large birds of prey in the world.

to treat cattle are toxic to the vultures, so we have had to encourage the use of other less harmful veterinary drugs. We also needed to get funding for conservation breeding centers, to help boost the number of birds and learn more about them. There are now two breeding centres in India—in West Bengal and Haryana—and my main role is to support our Indian partner organization in these efforts. It's not just about money, it's also about changing people's habits. With bird protection, we are trying to educate people and influence governments to want to be involved in programs to save our rare birds. As in Morocco, cooperation is the key!

Types of expert

TODAY, BIRD EXPERTS (ORNITHOLOGISTS) and amateur enthusiasts work together to study and protect birds and their habitats. They can work directly with animals in their environment, observe and record their behavior, or film their activities. Ornithologists have a range of different skills. They may be trained in conservation, biology, or even tourism and its impact.

THREATENED SPECIES BREEDER

Sometimes, experts are able to bring a species back from the brink of extinction. This was the case with the California Condor, one of the world's biggest vultures. The condor was once widespread throughout North America but, by the 1970s, just 30 birds remained. These last birds were taken into captivity for breeding. Some years later, researchers started releasing birds back into the wild. The program was a great success. There are now hundreds of condors and they are again breeding naturally.



TRAINING CRANES TO FLY
Whooping Cranes bred in captivity did not know how to migrate. Here, they are being taught the skill by following a microlite aircraft along their traditional migratory route, across the eastern United States.



FEEDING CONDORS WITH PUPPETS

One of the dangers of releasing captive birds into the wild is that they will have learned to identify with and depend on humans, and won't socialize properly with their own species. The California Condor chicks were fed with glove-puppet models of adult condors to keep them from "imprinting" on the humans looking after them.



TRACKER AND TAGGER

In Britain, the population of the Red Kite, a species of raptor, has increased hugely, thanks in part to tracking and tagging. By the mid 20th century British Red Kites had almost been wiped out through human persecution—loss of habitat, shooting for sport, and egg collecting. However, populations still flourished in other countries, and experts decided to try and reestablish the birds in Britain. Once there, the birds could be tracked by satellite and tagged to check that they remained in the country and bred successfully. During the early 1990s, 93 Red Kites from Sweden and Spain were released at two British sites. By 2006 there were almost 400 pairs of Red Kites in Britain, and it is the only country in which the Red Kite population is increasing.



TAGGING A RED KITE

Colored PVC tags are attached to the wings of a Red Kite at three / four weeks of age. The tags do not hinder the bird, and show when and where it was tagged and released.

NATURE FILMMAKER

In the past, observing animals in their natural habitats was the preserve of the dedicated specialist. Today, we can all see astonishing footage of creatures in their natural environment from our own homes. The assistance of ornithologists and other nature experts is invaluable in producing these films. They advise filmmakers on the best time of year to film and finding the right habitat. To get the right shot or sequence, patience is essential — camera operators may spend hours, days, or even weeks waiting for a rare bird to “display.” They are aided by the latest technology — cameras so tiny that they can fit inside a bird’s nest, night-vision cameras, ultra slow motion, and high-definition. The nature films of today provide important new information about animals’ behavior, and may help conservationists understand how they might need help in the future.

FILMING FOR *THE BLUE PLANET*

A cameraman films penguins in the Antarctic for the BBC nature series, The Blue Planet. The eight-episode series took five years to make, involved filming in nearly 200 locations, and cost around \$15 million. More than 12 million people watched it on its first transmission alone.



WILDLIFE ARTIST

Before the invention of photography and film, looking at sketches and paintings of birds was the only way most people could see birds from distant places. Accurate depictions were incredibly important. Artists such as François Martinet, Prideaux John Selby, and John Audobon, became famous among ornithologists for capturing the correct proportions, habits, and postures of birds. These artists often used specimens—dead stuffed birds—as models for their work. Today, we can identify bird species from photographs, but artists are still fascinated by the natural world. They continue to paint birds and other animals, live and on location in their own habitats.



“ARCTIC POOL”

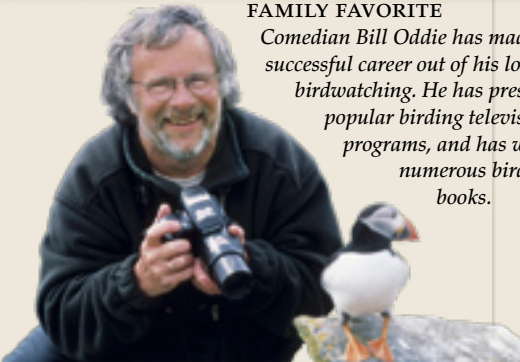
Internationally acclaimed artist Bruce Pearson has been painting birds – here, Arctic Terns and Gray Phalaropes—for more than 30 years.

BIRDWATCHER

All over the world, millions of adults and children enjoy observing birds. All that is needed for the hobby is a pair of binoculars and a fair amount of patience. More serious birdwatchers may keep records of numbers of species seen, and can then contribute to local and national surveys of bird populations and migrations. Some observe birds from camouflaged shelters, called hides, so that they can study the birds close-up without disturbing them. Avid birdwatchers may make the activity a part of their vacation and travel.

FAMILY FAVORITE

Comedian Bill Oddie has made a successful career out of his love of birdwatching. He has presented popular birding television programs, and has written numerous bird books.



CONSERVATIONIST

Sometimes, basic education can change practices that are killing huge numbers of birds. One campaign aims to save the albatross, threatened with extinction due to longline fishing. The birds get hooked and drowned on lines 30–62 miles (50–100 km) long. Albatrosses lay just one egg each year, and they are being killed faster than they can reproduce. The Albatross Task Force shows fishermen how to catch fish without endangering these and other seabirds. Some governments have also begun to impose restrictions on longline fishing.

SUMATRAN RAIN FOREST

Logging threatens three out of four bird species in Sumatra's lowland rain forest, including this Rufous-collared Kingfisher. The Royal Society for the Protection of Birds (RSPB) is working to help Indonesia protect the remaining forest.



FISHERIES ADVISOR

This fishing vessel is acting on the advice of the Albatross Task Force. It recommends fishing at night, when the birds are unlikely to be feeding, using bird-scarers such as lines with plastic streamers, weighting the line properly so that it sinks quickly out of birds' reach, and dyeing the bait blue, which puts birds off.

ECOTOUR SPECIALIST

Ecotourism tries to minimize the bad effects of tourism on local people and maximize the good effects. One of the good effects is employment, and ecotourism makes sure its jobs go to local people. In some remote places, the only work available might be logging—destroying large areas of forest and with it many animals' habitats.

People desperate for ways to feed their families may even kill rare species to sell to illegal collectors.

Ecotourism helps to provide them with alternative jobs and avoid damaging the environment. Tours led by local people are good for tourists too, because local people are likely to have all sorts of specialized knowledge, such as the best places to spot rare species.

GENERATING INCOME

These ecotourists and their guides keep their eyes peeled in Gambia's Baobalong Wetland Reserve. A responsible ecotour company will provide the training for local or indigenous people not only to become guides, but also to help manage the reserve.



Observing birds

BIRDS ARE VERY SENSITIVE to sound and movement, so humans observing them have to be as unobtrusive as possible. Cameras and radio transmitters are now so small that they can be fitted to birds' bodies, allowing humans to observe birds from far away and providing researchers with new information about their migratory patterns and other habits.

LO-TECH

Traditional methods of finding and observing birds are still vital for conservationists. By 1986, ornithologist Bharat Bhushan rediscovered a native bird of India, Jerdon's Courser, long thought to be extinct. His tools were little more than some modeling clay and a toy bird. He used the clay to catch the courser's footprints, and encouraged it to sing by playing mechanical bird calls. In Morocco and Syria, Bedouin nomads work with professionals to protect the breeding sites of the critically endangered Bald Ibis. When Moroccan nomads reported sightings of the birds in a perilous place, field workers used simple model birds to successfully lure the ibises to safe ledges, where they could nest.

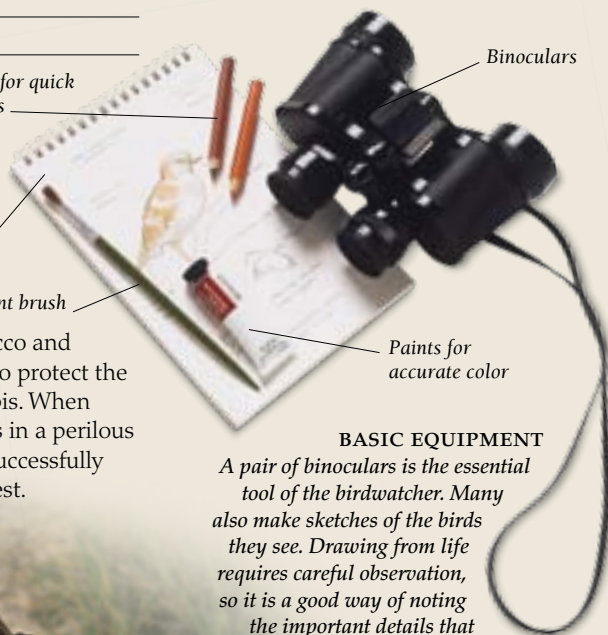
Pencils for quick sketches

Sketch pad

Paint brush

Paints for accurate color

Binoculars



BASIC EQUIPMENT

A pair of binoculars is the essential tool of the birdwatcher. Many also make sketches of the birds they see. Drawing from life requires careful observation, so it is a good way of noting the important details that distinguish different species.

PHOTOGRAPHY

Some birdwatchers like to photograph the birds they see. A zoom lens makes the subject appear in close-up but can be heavy and may need to be held steadily on a tripod.



HI-TECH

New technology has helped researchers to solve some ornithological mysteries. Little was known about the migrating habits of Britain's Ospreys until the birds were tracked by satellite in 1999. Now, experts know how long the migrations take, what routes they use, and other information. Researchers have been able to pinpoint the wintering grounds of the Aquatic Warbler, Europe's most threatened migratory songbird. They caught some warblers at a nesting site and removed a few feathers. Warblers' feathers molt and new ones grow in the winter, on the wintering grounds. Detailed chemical analysis revealed exactly where the feathers had grown, and, therefore, where the birds wintered—a site just south of the Sahara Desert.



SKY DIVING WITH FALCONS

Spectacular footage may require spectacular methods. Working with a team of falconers, a skydiver has dived with Peregrine Falcons to record their speed of flight, and to film the birds of prey plummeting in their stoops, or dives. The Peregrine is the world's fastest bird, and can reach speeds of 186 mph (300 km/h) in a stoop.



HELICAM

A unique way of achieving aerial photography, a helicam is a tiny, remote-controlled helicopter fitted with a video camera. A helicam was used to produce footage of birds in flight for a television nature program.

EAGLE CAM

This specially adapted video camera has been used to make television footage and to keep tabs on a Golden Eagle called Bella that nests in Dublin, Ireland. Web-enabled Eagle Cams broadcast video footage of Bald Eagles interacting with their young on the internet.

Lightweight, solar-powered Eagle Cam attached by a temporary harness



Hall of fame

DURING THE LAST FEW CENTURIES many people have made major contributions to our knowledge and understanding of birds and their behavior. They include biologists, conservationists, artists, and broadcasters, as well as avid birdwatchers.

SALIM ALI

1896–1987

JOB: Ornithologist/naturalist

COUNTRY: India

Nicknamed the “Birdman of India,” Salim Ali studied zoology at home and in Berlin, Germany. He went back to India and became one of the first to organize surveys of its bird populations. Determined to study birds in their natural habitat, Ali carried out most of his surveys in wild and remote places. He wrote several brilliant books about the birds of India and fought to save its important sites for birds, such as Keoladeo National Park.

SIR DAVID ATTENBOROUGH

1926–PRESENT

JOB: Broadcaster/naturalist

COUNTRY: UK

A world-famous broadcaster, Sir David Attenborough has written and hosted many television series covering almost every aspect of life on Earth. One of these series was *The Life of Birds* (1998), a study of the evolution and habits of birds all over the world. It took three years to make and involved filming trips to 42 countries. Sir David has

probably done more than any other individual in the last 100 years to explain bird behavior to millions of people across the globe.

JOHN JAMES AUDUBON

1785–1851

JOB: Artist/writer

COUNTRY: US

Born on the Caribbean island of Haiti, Audubon grew up in boarding houses but went on to become one of the greatest bird artists in history. He moved to the US and set himself the task of painting and describing every kind of bird on the entire continent. When his vast *Birds of America* was finally published in several volumes from 1827 to 1838, it became an instant classic. Today, copies fetch several million dollars.

FLORENCE MERRIAM BAILEY

1863–1948

JOB: Environmentalist

COUNTRY: US

Bailey was outraged by the cruel slaughter of millions of egrets and other wild birds to provide feathers



Sir David Attenborough on location with a hand-reared Golden Eagle

to decorate women’s hats. Her campaign gathered momentum and eventually the trade was banned—one of the first great victories of the conservation movement in North America. Bailey was a passionate birdwatcher and gave inspiring speeches about her work.

THOMAS BEWICK

1753–1828

JOB: Wood engraver/
ornithologist

COUNTRY: UK



Thomas Bewick

As a child, Thomas Bewick showed an amazing talent for drawing, and at 14 he was sent to train as an engraver. He quickly became a partner in the firm. Bewick’s beautiful, lifelike engravings were used to illustrate several best-selling books. To make his engravings, Bewick studied wild birds in the countryside so he could draw them accurately. This was very unusual at the time: most artists just used their imaginations instead. A type of swan—Bewick’s Swan—is named in his honor.


SIR WALTER LAWRY BULLER

1838–1906

JOB: Lawyer/ornithologist

COUNTRY: New Zealand

Buller developed an interest in natural history, especially birds, as a child. He went on to write *A History of the Birds of New Zealand* (1872–73), and later published several updated versions. Buller's books reflect the 19th-century passion for shooting birds to display in private collections, which sadly involved the destruction of rare species. But he added a huge amount to our knowledge of New Zealand's bird life. In 1893, a species of albatross found in the South Pacific was named after him.



**Buller's
Albatross**

RACHEL CARSON

1907–64

JOB: Environmentalist

COUNTRY: US

Raised on a small family farm in Pennsylvania, Carson spent hours watching birds and exploring the natural world with her mother. During the 1940s and 1950s, she carried out brilliant research into the lethal effects of agricultural pesticides on birds and mammals. This led to her groundbreaking book, *Silent Spring* (1962), in which she described birds dying in their millions as a result of eating grain contaminated with pesticides. The book caused such a scandal that the pesticides were outlawed, and bird numbers began to recover.


HENRY EELES DRESSER

1838–1915

JOB: Entrepreneur/ornithologist

COUNTRY: UK

Dresser's great passion for birds started by collecting bird skins and eggs as a boy. A career in business took him all over Europe and to North America, and he always took the trouble to add to his collections on his travels. In the process, Dresser rapidly became one of the world's top ornithologists. His books include *A History of the Birds of Europe* (1871–81) and he also wrote more than 100 scientific articles on birds. Many articles described new species of bird, often from remote parts of the world, and they captivated his readers.



**Starlings by
Henry Dresser**

JOHN GOULD

1804–81

JOB: Ornithologist

COUNTRY: UK

Gould became an expert at the art of taxidermy—preserving dead birds by stuffing them. By handling so many specimens he developed an amazingly detailed knowledge of bird anatomy and plumages. The famous naturalist Charles Darwin therefore decided to give Gould all the birds he had collected in the Galápagos Islands in the Pacific Ocean, so that he could identify them. Gould proved that some species were unique to the islands, and this played a crucial part in

Darwin's work. Gould later visited Australia with his wife Elizabeth, and together they published the first major illustrated guide to Australian birds in 1840–48.


ERNST HARTERT

1859–1933

JOB: Ornithologist

COUNTRY: Germany

A self-trained naturalist, Hartert became the curator of an ornithological museum in England in 1892. He traveled in India, Africa, and South America, gathering samples for the museum. When he finally retired in 1930, the museum held 280,000 specimens—the largest and most important private collection in the world. From this massive collection, Hartert described more than 1,000 of the species and subspecies.



Ernst Hartert

JANET KEAR

1933–2004

JOB: Ornithologist

COUNTRY: UK

In 1959, Kear joined the staff of the Wildfowl & Wetlands Trust (WWT), where she worked for the rest of her life. She was an expert on the world's wildfowl—a group of birds that includes swans, geese, and ducks. Kear had a major role in saving several rare species from extinction, including the Hawaiian Goose.

KONRAD LORENZ

1903–89

JOB: Zoologist**COUNTRY:** Austria

Lorenz was one of the founders of ethology—the scientific study of animal behavior. As a child, he was given a one-day-old duckling and noticed how it followed him around as if he were its parent.

This behavior is called imprinting, and Lorenz went on to study it in geese, becoming an expert on waterbirds. In 1973, together with Nikko Tinbergen (see page 25), he won a Nobel Prize for his discoveries about patterns of animal behavior.



Konrad Lorenz

CHRIS MEAD

1940–2003

JOB: Ornithologist**COUNTRY:** UK

An expert on bird migration, Chris Mead worked for the British Trust for Ornithology (BTO) for more than 40 years. He was head of the Ringing Unit, which tags birds by attaching a numbered ring to them, so they can later be identified to find out about their migration, life span, and other aspects of their lives. In 2002, Mead trapped a Manx Shearwater (a species of seabird) that had originally been ringed in 1957 and calculated that it had flown around 5 million miles (8 million km) in its lifetime.

MARGARET MORSE NICE

1883–1974

JOB: Ornithologist**COUNTRY:** US

Born in Massachusetts, Nice studied biology in college and became one of the most important women in the history of North American ornithology. During the 1920s, she carried out a detailed study of the birds of Oklahoma, a state which has huge areas of wide, open grassland and farmland. In 1927, she moved

to Ohio and began a study of her local population of Song Sparrows. She carefully caught and ringed all of the sparrows in her research area so that she could identify each one, and then followed their changing fortunes. Over the years, Nice studied many generations of sparrows and gained a valuable insight into how populations of birds develop and change.

MAX NICHOLSON

1904–2003

JOB: Government minister/
environmentalist**COUNTRY:** UK

At the age of just 21, Nicholson had already made a career in ornithology with the publication of his first book about birds. Later, he held several high-flying jobs in the British government, while also campaigning to save the world's endangered species and unspoiled wild places. In 1961, Nicholson was part of the group that created the World Wide Fund for Nature (WWF). He was the chief editor of a huge multivolume book on the birds of Europe and North Africa.

ROGER TORY PETERSON

1908–96

JOB: Ornithologist/artist**COUNTRY:** US

Peterson is famous as the inventor of modern bird identification guides. Previously, bird books had been awkward to use outdoors in the field, with poor illustrations and a complex layout. As a child, Peterson loved to sketch and identify birds, and his natural talent helped to turn his first book, *A Field Guide to Birds* (1934), into an overnight success. In this identification guide, similar types of bird were grouped on the same page to help comparison. Their important physical features were highlighted with arrows, making identification simple and clear.

PHOEBE SNETSINGER

1931–1999

JOB: Ornithologist**COUNTRY:** US

When Snetsinger was diagnosed with life-threatening cancer in 1981, she decided to devote the rest of her time to seeing as many

Nikko Tinbergen paints chicken eggs during an experiment in camouflage



different kinds of bird as she could. Her quest took her to every corner of the world, from remote Arctic islands to tropical rain forests. She spent weeks planning each of her trips, which were funded by the fortune she had inherited from her father Leo Burnett, a wealthy businessman. In 1999, while on a birding trip to a remote region of Madagascar, off the coast of East Africa, she was killed instantly when her vehicle overturned. By the time of her death, she had managed to see over 8,500 species of bird—more than any other person in history.

Roger Tory Peterson with King Penguins



NIKKO TINBERGEN

1907–88

JOB: Zoologist

COUNTRY: Netherlands

Tinbergen was a lifelong friend and colleague of the zoologist Konrad Lorenz (see page 24). He shared a 1973 Nobel Prize with Lorenz for their discoveries about how groups

of birds and other animals behave. He published several important books, including *The Herring Gull's World* (1953). In it, he examined the way in which young gulls automatically peck at the bright red spot on their parent's bill to stimulate the adult to feed them.

GILBERT WHITE

1720–93

JOB: Priest/naturalist

COUNTRY: UK

White earned his living as a priest and lived in a number of vicarages in southern England. However, he is best known for his observations and writings about the natural world, some of which he collected in his book *The Natural History and Antiquities of Selborne* (1789).

This masterpiece is still read and quoted from today. White believed in distinguishing birds by painstaking observation instead of collecting specimens with a shotgun, like most other naturalists of his time. He was one of the first people to separate the very similar-looking Willow Warbler, Chiffchaff, and Wood Warbler. He recognized that they must be three different species because their songs were totally different. Among other topics, he wrote about bird migration, but he never solved the mystery of where Swallows disappeared to in winter.

FRANCIS WILLUGHBY


1635–72

JOB: Naturalist

COUNTRY: UK

In 1662, Willughby and fellow naturalist John Ray began to collect

material for a book. They studied breeding seabirds on the west coast of England, then made



Alexander Wilson

further studies in the Netherlands, Germany, Switzerland, and Italy. Unfortunately, Willughby died before their results were published as the *Ornithologia Libri Tres* in 1676. The book revolutionized the way in which birds were classified by organizing species according to their physical characteristics.

ALEXANDER WILSON

1766–1813

JOB: Ornithologist/illustrator

COUNTRY: UK

Wilson was born into a poor family, and spent his early adult life as a weaver. In 1794, he immigrated to North America, hoping for a better life. He became interested in ornithology, and resolved to produce a book showing all the North American birds. Wilson traveled all around the country, observing and painting birds. His nine-volume *American Ornithology* was published between 1808 and 1814, illustrating 268 species of birds, 26 of which had never been described before.



A close-up photograph of an owl's face, focusing on its large, bright yellow eye with a black pupil. The owl's feathers are brown and grey, and its beak is visible on the left side. A yellow notepad with a spiral binding is placed in the lower right corner of the image.

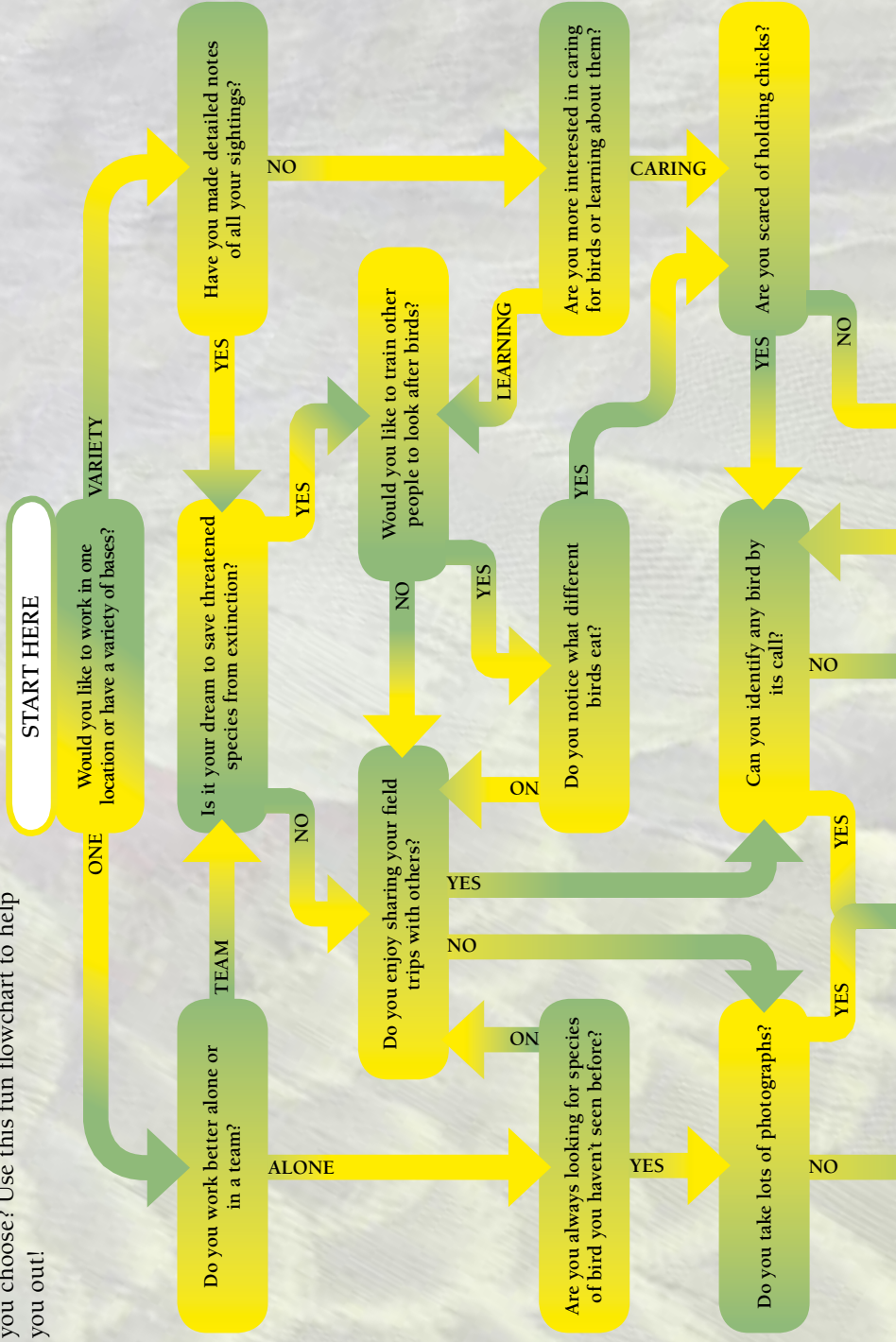
2

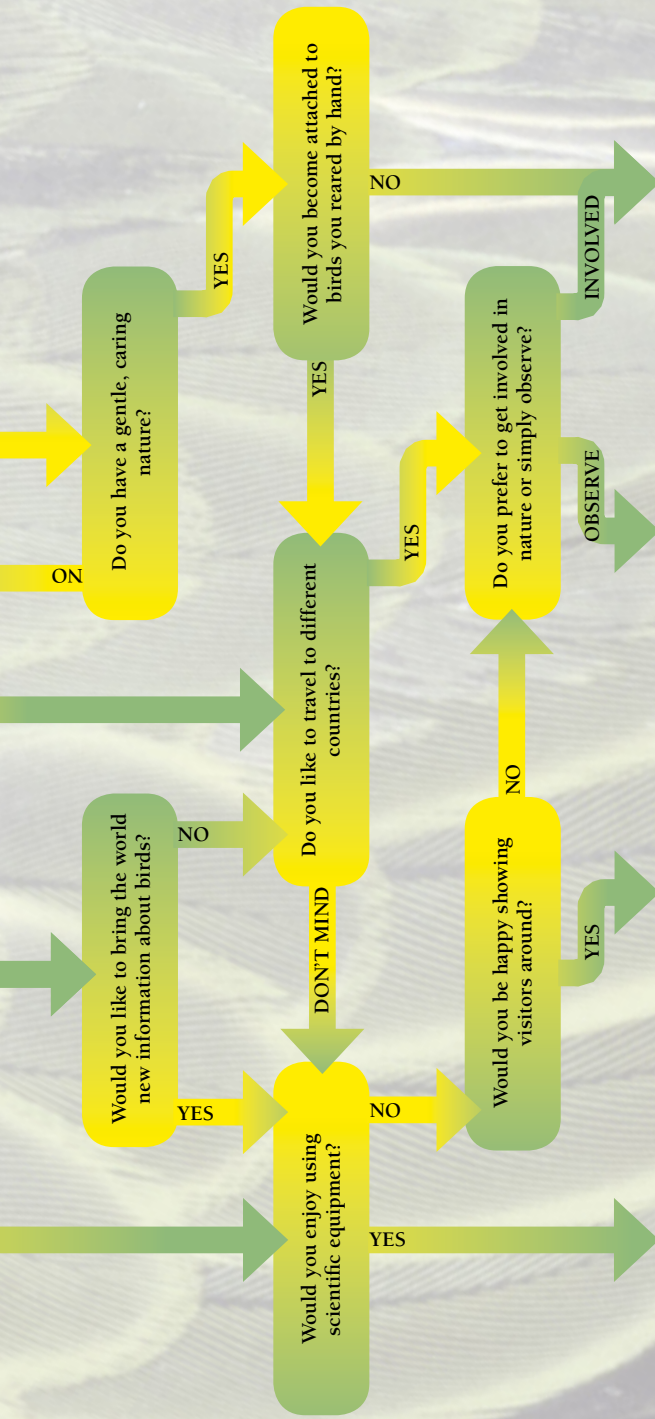
ACTIVITIES

Have you got what it takes to be an ornithologist? Find out how much you know and hone your skills with our challenging activities.

Which expert are you?

Inspired by the stories of the experts in your pack, you've decided you would like to work with birds. But there are so many fascinating areas to go into – which will you choose? Use this fun flowchart to help you out!





ORNITHOLOGIST

You are driven to find out everything you can about birds. Luckily, you have the mind of a biologist and the technical know-how to succeed!



RESERVE MANAGER

Protecting birds in their natural habitat is very important to you. You dream of an environment where wildlife can flourish and live in harmony with humans.



NATURE FILM MAKER

You are happiest observing animals in their natural habitat and would relish the chance to bring amazing images to the public that they would never get to see without you.



BREEDER

Your gentle nature would allow you to care for young birds without them becoming dependent on you. You may even help bring a species back from the brink of extinction!



LEVEL
2

HOW LONG DID IT TAKE YOU?


10 mins:
Expert

15 mins:
Knowledgeable

20 mins:
Beginner

Beak match

Most birds grasp their food with their beaks. The shape is very important because it allows them to tackle certain types of food. Can you check the food that each beak is best adapted for?

 Look out! There might be more than one answer for some questions.

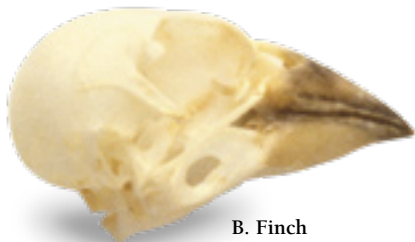


A. Capercaillie

Seeds

Needles of conifer trees

Strips of meat and fur



B. Finch



C. Woodpecker

Hard-cased seeds

Insects

Seafood

Beetle larvae

Fish

Worms

ACTIVITY—MAKE BAGEL BIRD FEEDERS

Cut a bagel in half. Spread peanut butter on the two flat sides and sprinkle bird seed on top. Pat down the seeds. Refrigerate the bagel halves for ten minutes so the seeds stick to the peanut




butter. Remove from the fridge and tie a piece of string to each half so they can hang from a tree. Hang your bird feeders up and wait, from a distance, for the birds to arrive. Make a note of any you recognize!






D. Avocet




E. Owl

		
Ribbon worms	Hard-cased seeds	Grass
<input type="checkbox"/>	<input type="checkbox"/>	<input type="checkbox"/>

		
Strips of meat and fur	Fish	Seeds from fields
<input type="checkbox"/>	<input type="checkbox"/>	<input type="checkbox"/>

Pellets

Predatory birds swallow their food whole, including the fur, feathers, and bones. Because they cannot digest these pieces, they regurgitate them as pellets. Look closely at these pellets. Which birds do they come from?

 Do you need some help? Check out *Eyewitness Bird*.



1.....

2.....



3.....

4.....

5.....



HOW LONG
DID IT TAKE YOU?

- 10 mins:
Expert
- 15 mins:
Knowledgeable
- 20 mins:
Beginner

BIRD GROUPS

1. Gamebirds
2. Parrots
3. Flightless birds
4. Birds of prey
5. Herons/storks
6. Waterbirds
7. Seabirds
8. Shorebirds
9. Tropical birds
10. Songbirds
11. Near passerines

Bird groups

One way of classifying birds is to group them in terms of similar characteristics or habitats. Which groups do you think these birds belong to? Look at the list of bird groups, then put a number in each box.



Blue-crowned
Trogon



Laughing
Kookaburra



Sulfur-crested
Cockatoo



Scarlet Ibis



Use the profile
cards to check
your answers.

Marabou Stork



Brown Pelican




Scarlet-chested
Sunbird

Take flight

Now work out whether these birds are migrants, partial migrants, or nonmigrants.

M	P	NM
Migrant	Partial	Nonmigratory



Himalayan Monal



Brown Kiwi



Mute Swan




Bald Eagle

Brown Kiwi

Blue-crowned Trogon

Marabou Stork

Scarlet Ibis

 Use the profile cards to make this exercise a soaring success.

Bald Eagle

Brown Pelican

Scarlet-chested Sunbird

Sulfur-crested Cockatoo

Laughing Kookaburra

Mute Swan

Himalayan Monal




Flight paths

The way birds fly varies according to wing shape and whether they need to travel short or long distances. What type of flight do each of these birds make? Write the number in each box.

HOW LONG DID IT TAKE YOU?

- 10 mins: Expert
- 15 mins: Knowledgeable
- 20 mins: Beginner



A.



1. Pheasant



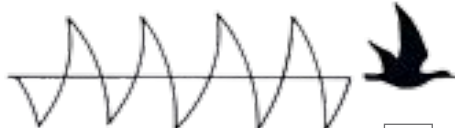
B.



8. Mandarin Duck



7. Woodpecker



C.



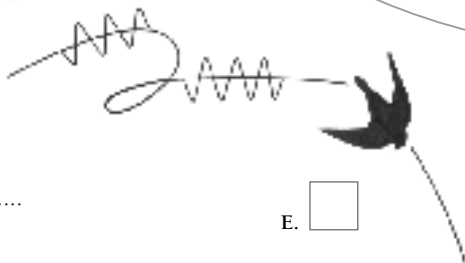
6. Swift



5. Greenfinch



D.



E.

What is the world's fastest bird?

This "stooper" can dive at 175 mph (280 kph) according to *Eyewitness Bird*.



H.



G.



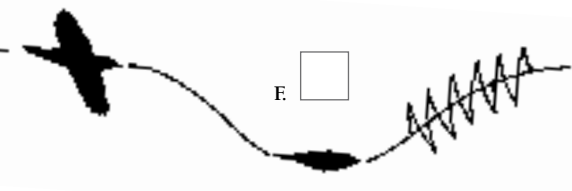
2. Peregrine Falcon



3. Roller



4. Barn Owl



E.

Wing it

Complete these sentences by filling in the name of the bird that fits the flight description.

1.
shuts its wings periodically to save energy.
2.
climbs and dives much more steeply than most other birds.
3.
has a slow, buoyant flight.
4.
alternates fast wingbeats with short glides.
5.
has rapid wingbeats followed by a long glide.
6.
has a heavy up and down flight.
7.
dives with its wings partially folded.
8.
beats its wings constantly during flight.



HOW LONG
DID IT TAKE YOU?

10 mins:
Expert

15 mins:
Knowledgeable

20 mins:
Beginner

Eggstravaganza

Bird eggs come in all shapes, sizes, colors, and numbers, depending on the type of bird and its habitat. Do you recognize any of these eggs? Put a letter in each box to match the egg to the bird.



A. Moorhen



Which bird lays the biggest egg of any bird alive today? See *Eyewitness Bird* for eggstra help!



B. Ostrich



C. Nightingale



D. Emu



F. Heron

It is illegal to disturb nesting birds or bird eggs.




G. Albatross



E. Grebe

Nests

What are these nests made out of? Draw a line joining each nest to the material it is made from. Then write down which bird the nests belong to.



A. Moss and lichen



1.....



B. Leaves and grass



2.....



C. Feathers



3.....



D. Mud



4.....



E. Hair



5.....




HOW LONG DID IT TAKE YOU?

- 10 mins: Expert
- 15 mins: Knowledgeable
- 20 mins: Beginner

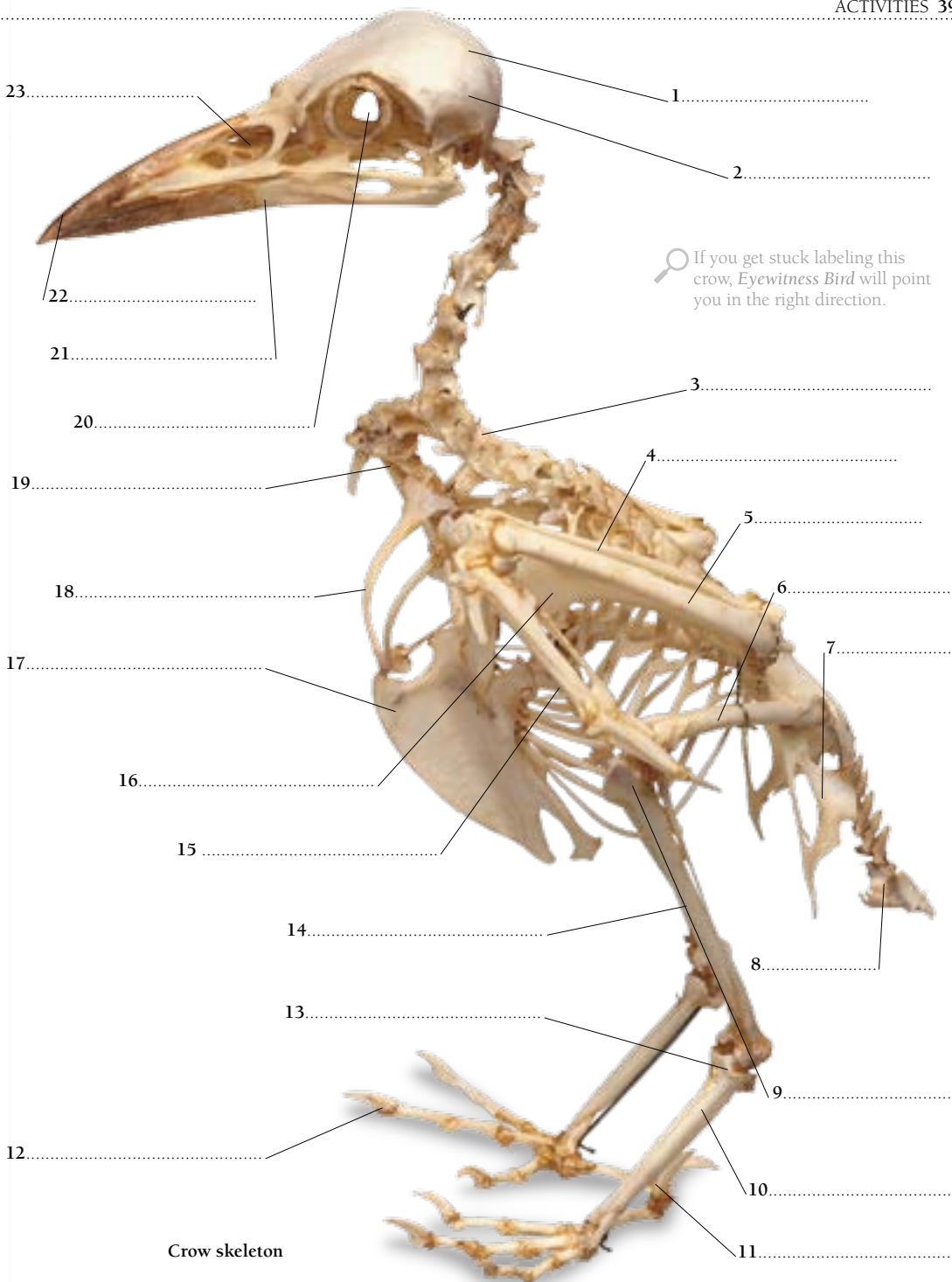
Body double


What makes a bird a bird? By looking at its body parts, inside and out, we can identify the characteristics that these animals share. Test your knowledge by labeling the pictures, then use *Eyewitness Bird* to check your answers.



Chaffinch outer surface

 Look for another feathered friend in *Eyewitness Bird* for help.



 If you get stuck labeling this crow, *Eyewitness Bird* will point you in the right direction.

Crow skeleton



Stensö - Dufv

Tornskala
L. Bl.

Tornfall

Stensö

Stensö

Hem

Stensö



3

EXPERTS' LOG

It's time to get organized and start your own research. Check out the simple tools that every budding expert needs. Your career in ornithology starts here!

In the field

TOPTIPS

Tools

- Notebook
- Pen
- Camera
- Binoculars
- Colored pencils
- Plastic bags to store feathers

- Train your eye to recognize a bird's key features by keeping a notebook or log where you can sketch and note its behavior. Binoculars help you to see the details, but don't worry if you don't have a pair—you can still see a lot by just looking.

- Record your sightings in detail. Include where you spotted each bird, what time of day and year it was, a short description of its appearance, call, and behavior, and its name, if you can identify it.

- Drawing is more fun than writing extensive notes! Don't worry if you're not a great artist; sketching details such as beaks, feathers, or feet with colored pencils will still help to build up your knowledge.

- Watch how your bird flies and use the simple silhouette drawings on page 29 to help you describe it.

- Look for loose feathers on the ground and try to find out which part of the body and which bird they come from.

- Be careful not to disturb birds when you are watching them. This is particularly important for parent birds with nests and young—always keep your distance.

Becoming a bird expert requires lots of patience and careful observation. You'll be amazed at how many species live near you, so get watching!

A vertical white rectangular area containing 20 horizontal dotted lines for writing.

A vertical white rectangular area containing 20 horizontal dotted lines for writing.



A vertical white rectangular area containing 20 horizontal dotted lines for writing.

A vertical white rectangular area containing 20 horizontal dotted lines for writing.



Research

TOP TIPS



Books

An essential resource for any expert! Visit your local library or bookshop to look up information about a bird you have observed in the field or for clues about where you can expect a sighting of your favorite species.



The newspapers

Watch out for reports of rare sightings or conservation projects in the news. You may like to start a separate file for newspaper clippings, or attach them here. Use the map in your Expert pack for marking up the locations and details of interesting sightings as you hear about them. If the species isn't in your Profile Cards, make a new card to add to your collection.



The web

Get online to find information about birds all around the world, including top birdwatching hot spots. The RSPB and BirdLife have informative sites where you can also look for local events and groups that you could join. Check out the listings on page 69 of *Eyewitness Bird*.



Museums and wildlife centers

Contact your nearest natural history museum or reserve and find out if they have an exhibition or interesting birds for you to visit.

An expert's knowledge is based on a lot of patient research as well as observation. So make this an important part of your study, too.

A large white rectangular area containing ten horizontal dotted lines, intended for taking notes or recording research findings.

.....

.....

.....

.....

.....

.....

.....

.....

.....

.....

.....

.....

.....

.....

.....

.....

.....

.....

.....

.....

.....

.....

.....

.....

.....

.....

.....

.....

.....

.....

.....

.....

.....

.....

.....

.....

.....

.....

.....

.....

.....

.....

.....

.....


.....



Scrapbook

Attach your sketches and photographs in this space together with any postcards you have bought. Have a go at drawing an exotic bird that you would love to see!







4

PACK MANUAL

Read on for how to get the most out of your interactive Expert pack—including step-by-step instructions for making a spectacular Barn Owl.

Expert reads

Everything you need to know about getting the most from your interactive Expert pack is right here! Written by the experts of today for the experts of tomorrow, these reads will speed you on your journey to uncovering the wonders of ornithology. Read on!

Eyewitness Guide

Your first port of call for all things feathered, this museum on a page is where you can be an eyewitness to the fascinating world of birds. Written by experts and illustrated with incredible photographs of nature budding close-up, *Eyewitness Bird* is an essential read for every budding expert.

Wallchart

How do feathers work? What did birds evolve from? Put this chart on your wall at home or at school and the answers to your bird questions will never be far away.



...SE
...VU
...shiny blue back
...al "streamers"
...for the 14 in
...ference in length
...between the sexes.
...its courtship ritual
...pink feathers, turns
...spreads and contracts
...age and emits a thr
...on tree trunks and j
...5 in (63 cm)
...tropical
...k of eggs: 2
...r: Mountains/rain forest
...E. New Guinea



...insects,
...capable
...of these
...fastest
...fliers,
...the design
...bird's wing is
...flexible.
...urved from
...ich helps to
...ward as it
...e air.
...ze and
...vary
...bird's

38 TOCO TOUCAN
Ramphastos toco

FIELD NOTES
With an enormous hollow, light beak, this toco toucan can reach food on the ends of thin twigs, which are too heavy to perch on. It feeds mainly on insects. It moves around with big bounding leaps and utters a deep, croaking call.

FACT FILE
LENGTH: 24 in (60 cm) WINGS: 18 in (45 cm)
GROUP: Tropical POPULATION: 100,000
NUMBER OF EGGS: 3-4 LIFE SPAN: 20 years
HABITAT: Woodland MIGRATION: Nonmigrant
LIVES: Northeast and Central South America

32 KAKAPO
Strigops habroptilus

FIELD NOTES
This parrot is a nocturnal bird and lives on the ground, roosting in trees by day and feeding on flowers, fruit, and seeds at night. It is unable to fly, but can glide downhill. It was threatened with extinction by the introduction of rats and stoats but survives on predator-free islands.

FACT FILE
LENGTH: 25 in (63 cm) WINGSPAN: 3 ft 9 in (1.2 m)
GROUP: Parrot POPULATION: 50
NUMBER OF EGGS: 1-3 LIFE SPAN: 60 years
HABITAT: Trees/bushes MIGRATION: Nonmigrant
LIVES: New Zealand

Profile Cards
Pull out these handy pocket-size cards and bone up on the essential facts that every expert should know. Use them to test your friends' knowledge, too, or make some of your own to add to your collection!

DK EYEWITNESS WALKABOUT PARTS

BIRD

THERE ARE OVER 9,500 SPECIES OF BIRD and they live in a huge range of habitats, from deserts and tropical rain forests to the polar ice caps. Birds have wings covered with feathers, enabling them to fly. Some birds fly on long journeys, called migrations, to breed or to find food. All birds reproduce by laying eggs, and many build nests to rear their young.



Dinosaur to bird
The fossilized remains of *Archaeopteryx*, a creature with feathers, clawed wings, and tiny pointed teeth, provides evidence that birds probably evolved from dinosaurs over 150 million years ago.



FINCH FLIGHT
Finches have broad rounded wings, but shut periodically to save energy.

TURTLE DOVE
Doves and pigeons flap their wings rapidly, but pause, to help them from predators.

SWALLOW
A swallow's wings enable continuous wingbeats.

OWL
The owl's wings are soft, fringed, and its wing shape helps it hunt its prey.

BUZZARD
Heavy wings such as these help them rise.

PELICAN
Wings are powerful and help them fly.

INNER WING FEATHERS

Mapping migration

The migration routes of birds crisscross almost every corner of the planet. Bird migration used to be a mystery but today it is studied in many ways, and this research provides valuable data to help bird conservation. One survey method is bird ringing or tagging. As more and more birds are monitored, scientists gradually build up a picture about their breeding and wintering grounds and the incredible journeys they make.

Tagging Whooper Swans

This research team is attaching a satellite tag to a Whooper Swan on its remote breeding ground in Mongolia. The tag's miniature transmitter is solar-powered and uses global positioning system (GPS) technology to send data via satellite back to the team's computers. In this way the scientists always know where the swan is. After a few years, the tag's strap degrades and falls off, leaving the bird unharmed.



Your map

Over the past 150 years, the world's bird experts have uncovered a huge amount of information about the seasonal comings and goings of migratory birds. Some of these people were professional scientists working for governments or charities, but others were ordinary birdwatchers who simply enjoyed studying birds as a hobby. Together, this army of dedicated people has transformed our knowledge of bird behavior, using techniques as varied as bird ringing, satellite tagging, and patient observation in the wild. The fold-out map in your pack features many of their fascinating discoveries and reveals some of the extraordinary long-distance journeys that birds make.



Whooper Swan migration

This computer-generated map was plotted from the data sent back by four Whooper Swans in the fall of 2006. The location of each bird was recorded every two hours and stored in its transmitter's memory, before being sent by email to the research team's waiting computer. On this map, the route taken by each bird is shown in a different color, together with the date at each location.

Incredible journeys

THE ANNUAL MIGRATION of billions of birds is one of the greatest wonders of the natural world and has fascinated people since ancient times. Many migratory birds, or migrants, travel vast distances across oceans or continents to reach their destinations, often flying nonstop for hours. Other migrants move only a few miles, up or down a mountain, or to the nearest coast, for instance. Different species of bird set off at different times and travel at different speeds, some by day and others at night. This map shows a few of their most amazing journeys.

ROCKHOPPER PENGUIN ROUTE

Seabirds are difficult to track while far from land. To discover where Rockhopper Penguins catch their fish, researchers on the Falkland Islands fitted some nesting birds with backpacks containing miniature satellite transmitters. These showed that the penguins headed out to sea by swimming counterclockwise around the islands, and followed the ocean currents to reach the best fishing grounds. Each fishing trip lasted 16-27 days, during which the penguin traveled an average of 250 miles (400 km).

Key — Migratory birds

Distribution	Migrator
	Arctic Tern
	Bewick's Swan
	Blackpoll Warbler
	Bobolink
	Eastern Red-footed Fal
	Franklin's Gull
	Red Knot
	Manx Shearwat
	Pied Flycatcher
	Red-footed Fal
	Scarlet Tanager
	Swainson's F
	White St
	Yellow W

Scale (at equator)
0 km 2,000
0 miles 2,000

FLYWAYS

MANX SHEARWATER

ARCTIC TERN

This elegant seabird flies across the world and back every year—the longest annual migration of any bird. It travels between its breeding grounds on the edge of the Arctic and its wintering grounds on the edge of the Antarctic pack ice and then back again—a round trip of up to 25,000 miles (40,000 km).

BEWICK'S SWAN

This swan nests on the banks of the Volga River in Siberia. The swans then head to northwest Europe from eastern Siberia to the Netherlands, France, and Japan. Families of young birds can learn to fly in the autumn.

NORTH AMERICA

Arctic Circle

Tropic of Cancer

PACIFIC OCEAN

Multimedia

Handing in school projects has never been so exciting! Packed with specialized images and facts about birds, this clip-art CD will make your homework look so professional you'll be dying to show it off. Go to www.ew.dk.com for more interactive, downloadable information.

Clip-art CD



Chaffinch
nest




Woodcock
egg



Roller
wing

For instant pictures open up your clip-art CD, follow the "how to use" instructions, and find feathery friends at your fingertips!

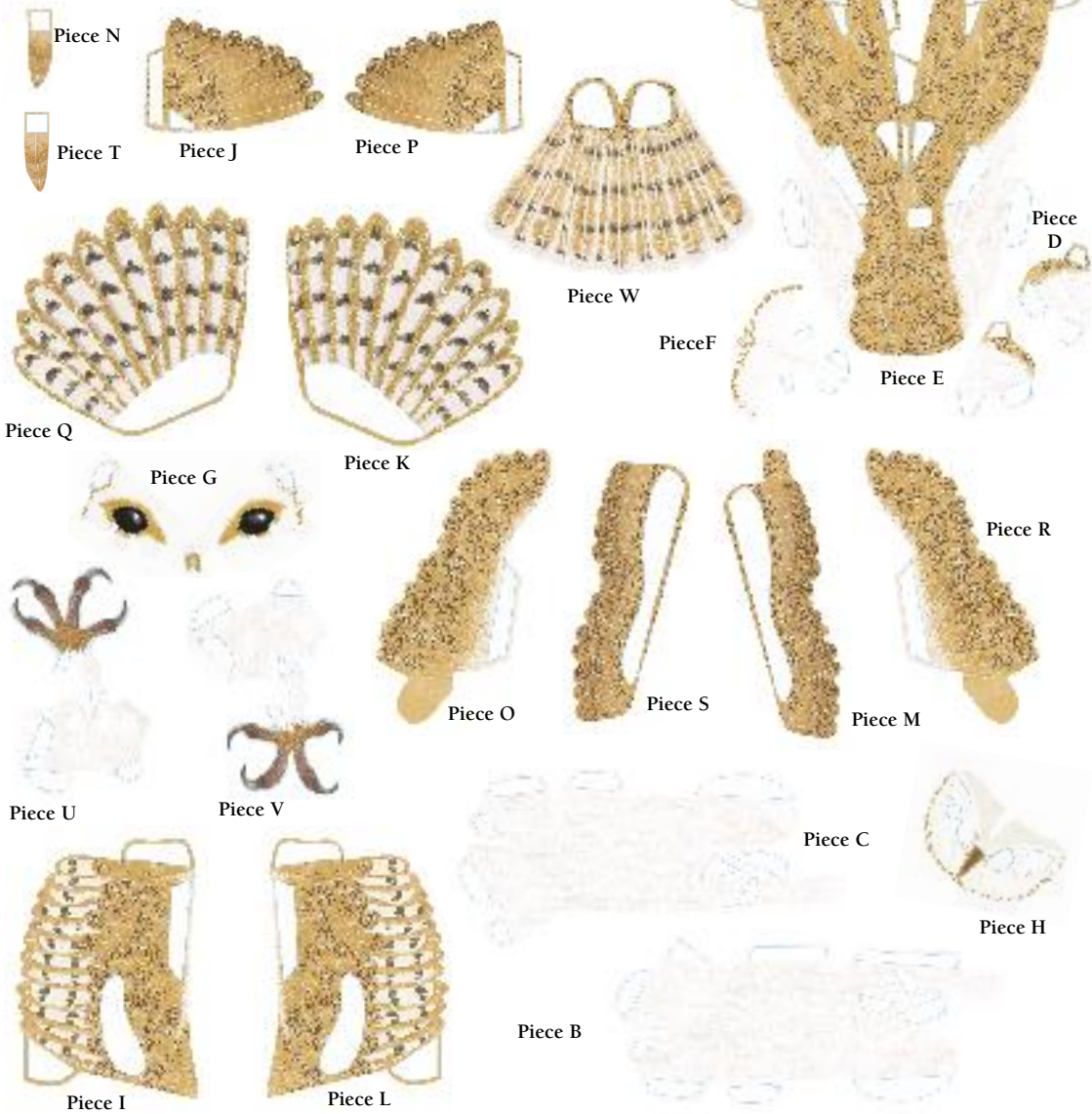
See how they grow!



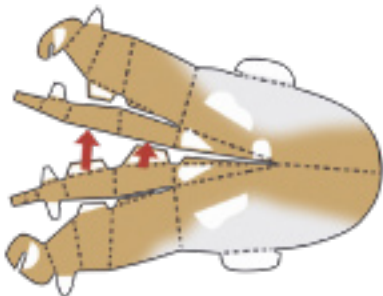
Model owl

Before you start assembling the boxes, press out the pieces and fold the cardboard along the score lines. White areas on tabs indicate where pieces should be glued together.

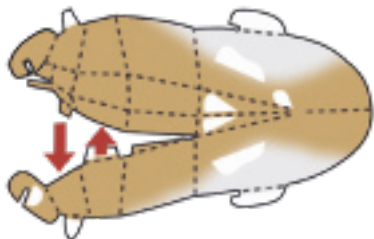
Build on your own expert knowledge of bird anatomy by assembling these pieces to make a model Barn Owl. You'll find step-by-step instructions on the next page.



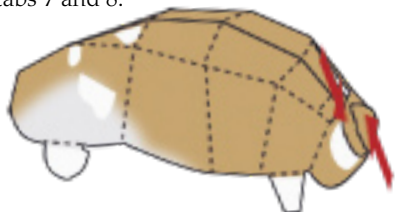
ASSEMBLING THE BODY SECTION



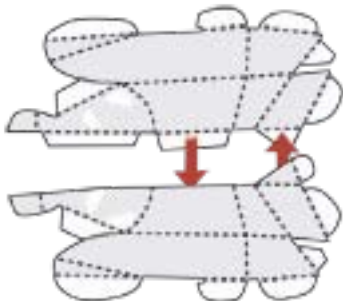
1 On piece A, glue tabs 1, 2, 3, and 4 to the reverse side, where labeled.



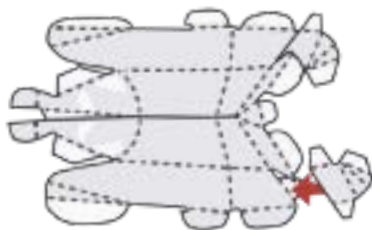
2 Slide tabs 5 and 6 under the cardboard and glue onto the reverse side, where indicated. Repeat with tabs 7 and 8.



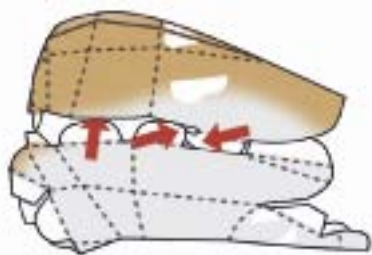
3 Slot the two sides of head piece 9 and 10 together, apply glue and secure. Ensure that the two middle tabs are tucked behind.



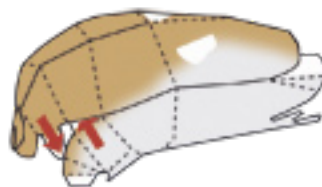
4 Press out the two chest pieces B and C, attach them together with tabs 11 and 12.



5 Glue pieces D and E onto tabs 13 and 14. Glue tabs 15 and 16 to the underside of the chest piece, where marked.

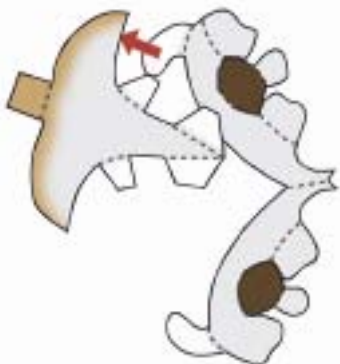


6 Attach piece A to the chest section by slotting and gluing tabs 17 and 18 together and sticking tab 19 onto the inside, where marked. Repeat step 6 on the other side with tabs 20, 21, and 22.



7 Glue the side tabs—23, 24, 25, and 26—of pieces D and E under the head, onto the areas indicated.

MAKING THE FACE



1 Glue tab 27 on eye piece G, behind the top head piece F, where marked.

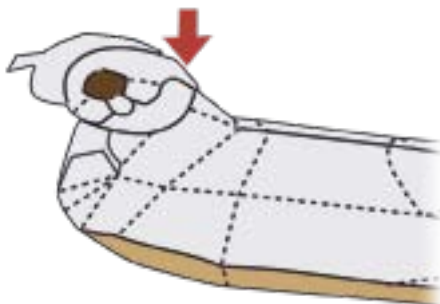


2 Pushing and curving the eye piece into the curve of piece F, glue tabs 28 and 29 in position. Fold the side of G around and continue gluing tabs 30, 31, and 32 in position.

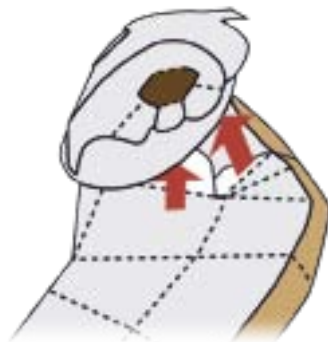


3 Glue tab 33 of the eye section onto face piece H, where marked. Bending the eye section, glue tabs 34 and 35 into position. You will need to squeeze the front section to glue down tabs 36, 37, and 38.

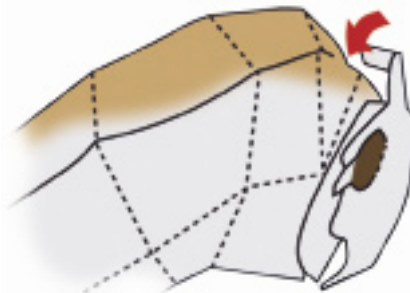
ATTACHING THE FACE TO THE BODY



1 Glue the bottom of the assembled head onto tab 39 on the body.

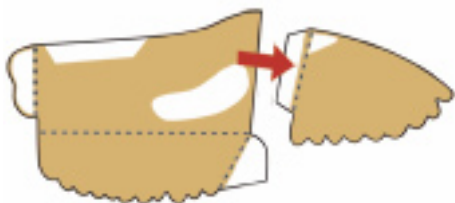


2 Apply glue to body tabs 40, 41, 42, and 43. Push the head against these tabs, pressing to secure in place.

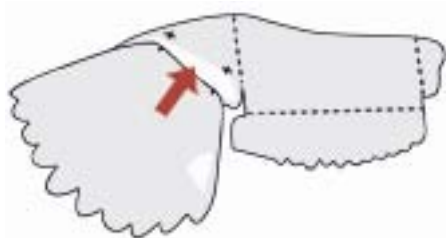


3 Glue and fold top face tab 44 behind slotted pieces 9 and 10 and secure.

MAKING THE WINGS



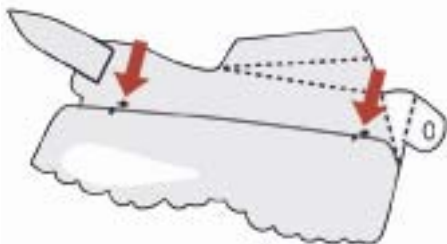
1 Join pieces I and J together by gluing tab 45a in position.



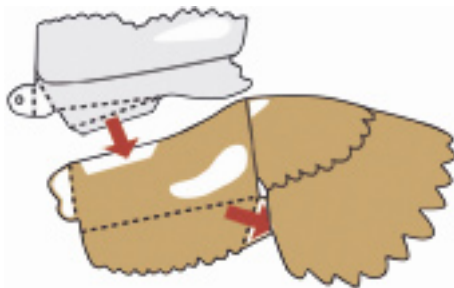
2 Turn the piece over and glue piece K in place, (matching pinholes and notches together).



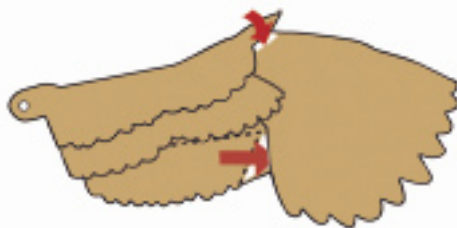
3 Glue piece N onto the underside of piece O, as marked.



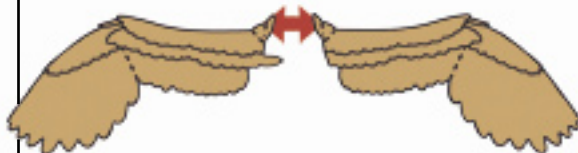
4 Glue pieces M and O together, (matching pinholes and notches together as before).



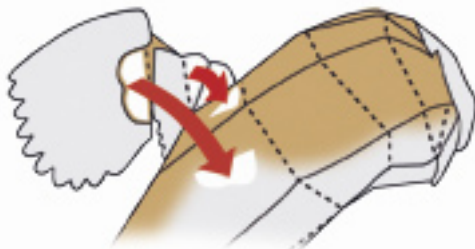
5 Glue tab 49a in position, then bend the wing and glue tab 50a under the long feathers piece.



6 Turn the top section over and, pushing forward so that the front edge is vertical, glue tabs 51a and 52a down. Repeat all the moves with the other wing.



7 Join both wings by gluing tabs 53a and 53b together.



8 Attach the wings to the body, glue tab 54 in place, bend the wings over the body and glue tabs 55, 56, and 57. Glue small tab 58 in place on the back of the owl.

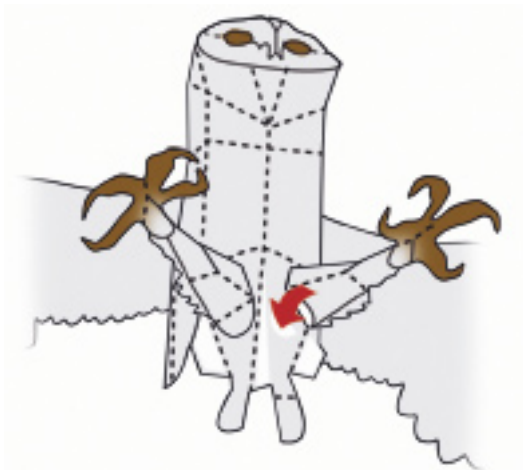
ASSEMBLING THE LEGS



1 On piece U, fold the top side over and attach tab 59a in place.



2 Fold the leg against tab 60a and glue, then fold tab 61a of the foot behind the leg and secure. Repeat with the other leg.



3 Glue the legs onto the body, as indicated by the marked white areas.


FINISHING THE MODEL



1 On tail piece W, glue tabs 66 and 67 inside the body piece, where indicated.



2 Push tabs 68, 69, and 70 under the cardboard edges and secure to the marked areas. Apply glue to tabs 71, 72, 73, and 74, tuck tabs 71 and 72 inside the body area and press tabs 73 and 74 down on the white areas on the tail piece. Press the back of the model against the inside tabs to secure.



Index

A

aerial photography 21
 Albatross 19, 36
 Albatross Task Force
 19
 Ali, Salim 22
 Antarctic 17
 Aquatic Warbler 21
Archaeopteryx 44
 Arctic Tern 18
 artists 18
 Attenborough, Sir
 David 22
 Audubon, John James
 18, 22
 Avocet 31

B

bagel bird feeders 30
 Bailey, Florence
 Merriam 22
 Bald Eagle 21, 33
 Bald Ibis 8–15, 20
 Baobalong Wetland
 Reserve, Gambia 19
 Barn Owl 35, 57–61
 beaks 30–31
 Bedouin 20
 Bewick, Thomas 22
 Bhushan, Bharat 20
 binoculars 18, 20
 bird groups 32–33
 BirdLife International
 10, 13, 15, 46
 birds of prey 32

birdwatching 18, 20–
 21, 42
 Blue-crowned Trogon
 32
 body parts 38–39
 bones 39
 Bowden, Chris 8–15
 breeding threatened
 species 16, 29
 Britain 17, 21
 Brown Kiwi 33
 Brown Perlican 32
 Buller, Sir Walter
 Lawry 23

C

California Condor 16
 cameras 17, 20, 21
 Capercaillie 30
 Carson, Rachel 23
 Chaffinch 38, 56
 classifying birds 32–33
 Cockatoo, Sulfur
 crested 32
 Condor, California 16
 conservation 19
 Courser, Jerdon's 20
 Crane, Whooping 16
 Crow 39

D

Dresser, Henry Eeles
 23
 Duck, Mandarin 34

E

Eagle Cam 21
 Eagles
 Bald 21, 33
 Golden 21
 ecotourism 19
 eggs 36–37, 56
 Emu 36
 extinction 16, 19

F

Falcon 21, 35
 feathers 21, 42
 filming birds 17, 29
 finches 30, 34
 fishing, endangered
 birds 19
 flight paths 34–35
 flightless birds 32
 food 30–31
 fossils 44

G

Gambia 19
 gamebirds 32
 Golden Eagle 21
 Gould, John 23
 GPS (global
 positioning system)
 54
 Grebe 36
 Greenfinch 34
 Gray Phalarope 18
 grouping birds 32–33

H

Hartert, Ernst 23
 helicam 21
 herons 32, 36
 hides 18
 Himalayan Monal 33

I

Ibises
 Northern Bald 8–15,
 20
 Scarlet 32
 “imprinting” 16
 India 15, 20
 Ireland 21

J

Jerdon's Courser 20

K

Kear, Janet 23
 Kingfisher, Rufous-
 collared 19
 Kite, Red 17
 Kiwi, Brown 33
 Kookaburra, Laughing
 32

L

Laughing Kookaburra
 32
 Lorenz, Konrad 24

M

Mandarin Duck 34

mapping 54–55
 Marabou Stork 32
 Martinet, François 18
 Mead, Curtis 24
 migration
 mapping 54–55
 satellite tracking 21
 teaching captive birds 16
 Monal, Himalayan 33
 Mongolia 54
 Moorhen 36
 Morocco 8–15, 20
 molting 21
 museums 44, 46
 Mute Swan 33

N
 nature films 17, 29
 near passerines 32
 nests 37, 56
 Nice, Margaret Morse 24
 Nicholson, Max 24
 Nightingale 36
 Northern Bald Ibis 8–15, 20

O
 Oddie, Bill 18
 ornithologists 16, 29
 Osprey 21
 Ostrich 36
 owls 31
 Barn 35, 57–61

P
 parrots 32
 Pearson, Bruce 18
 Pelican, Brown 32
 pellets 31
 Peregrine Falcon 21, 35
 Peterson, Roger Tory 24
 Phalarope, Grey 18
 Pheasant 34
 photographing birds 17, 20, 21

R
 rain forests 19
 Red Kite 17
 research 46
 reserve managers 29
 ringing birds 55
 Roller 35, 56
 Royal Society for the Protection of Birds (RSPB) 10, 11, 19, 46
 Rufous-collared Kingfisher 19

S
 satellite tracking 17, 21, 55
 Scarlet-chested Sunbird 32
 seabirds 32
 Selby, Prideaux John 18

shorebirds 32
 skeletons 39
 sketches 18, 20
 skydiving 21
 Snetsinger, Phoebe 24–25
 songbirds 32
 Souss-Massa National Park, Morocco 9–15
 species, breeding threatened 16, 29
 Stork, Marabou 32
 Sulfur-crested Cockatoo 32
 Sumatra 19
 Sunbird, Scarlet-chested 32
 Swans
 Mute 33
 Whooper 54, 55
 Swift 34
 Syria 12–13, 20

T
 tagging birds 17, 54
 Tern, Arctic 18
 threatened species breeders 16
 Tinbergen, Nikko 25
 tourism 19
 tracking birds 17, 21, 55
 Trogon, Blue-crowned 32
 tropical birds 32

UV
 video cameras 21
 Vulture, White-rumped 15

WXYZ
 Warbler, Aquatic 21
 waterbirds 32
 White, Gilbert 25
 White-rumped Vulture 15
 Whooper Swan 54, 55
 Whooping Crane 16
 Willughby, Francis 25
 Wilson, Alexander 25
 wings 34–35
 Woodcock 56
 woodpeckers 30, 34



Activity answers

Page 30–31 Beak match

- A. Capercaille, seeds and needles of conifer trees.
 B. Finch, hard-cased seeds.
 C. Woodpecker, beetle larvae.
 D. Avocet, ribbon worms.
 E. Owl, strips of meat. Fur is swallowed and discarded as pellets.

Pellets

1. Wader.
 2. Crow.
 3. Songbird.
 4. Falcon.
 5. Little owl.

Page 32–33 Bird groups & Take flight

- Himalayan Monal, 1, NM.
 Sulfur-crested Cockatoo, 2, NM.
 Brown Kiwi, 3, NM.
 Bald Eagle, 4, P.
 Marabou Stork, 5, NM.
 Mute Swan, 6, NM.
 Brown Pelican, 7, M.
 Scarlet Ibis, 8, NM.
 Blue-crowned Trogon, 9, NM.
 Scarlet-chested Sunbird, 10, NM.
 Laughing Kookaburra, 11, NM.

Page 34–35 Flight paths

- A. 4; B. 1; C. 8; D. 3; E. 2; F. 7; G. 5; H. 6.

Wing it

1. The Greenfinch.
 2. The Woodpecker.
 3. The Barn Owl.
 4. The Swift.
 5. The Pheasant.
 6. The Roller.
 7. The Peregrine Falcon.
 8. The Mandarin Duck.

The world's fastest bird is the Peregrine Falcon.

Page 36–37 Eggstravaganza

- A. 2.
 B. 7.
 C. 3.
 D. 1.
 E. 5.
 F. 6.
 G. 4.

Nests

- A.—5.—Chaffinch.
 B.—1.—Nightingale.

C.—3.—Redstart.

D.—4.—Songthrush.

E.—2.—Reed Bunting.

Page 38–39 Body double

Chaffinch

A. Eye; B. Nostril; C. Upper mandible of beak; D. Lower mandible of beak; E. Breast; F. Alula; G. Wing coverts; H. Flank; I. Toe; J. Tarsus; K. Under-tail coverts; L. Tail; M. Upper-tail coverts; N. Rump; O. Primary flight feathers; P. Secondary flight feathers; Q. Mantle; R. Nape; S. Ear.

Crow

1. Cranium; 2. Ear; 3. Backbone; 4. Radius; 5. Ulna; 6. Femur; 7. Hip girdle; 8. Pygostyle or pelvis; 9. Knee joint; 10. Tarsus; 11. Hind toe; 12. Claw; 13. Ankle; 14. Tibia; 15. Metacarpus; 16. Humerus; 17. Keel; 18. Wishbone; 19. Coracoid bone; 20. Eye socket; 21. Lower mandible of beak; 22. Upper mandible of beak; 23. Nostril.



Acknowledgments

The publisher would like to thank the following for their kind permission to reproduce their photographs:

(Key: a-above; b-below/bottom; bl-below/bottom right; br-below/bottom right; c-center; cl-center left; cr-center right; cra-center right above; crb-center right below; l-left; l-right; t-top; tl-top left; tr-top right.)

Expert Files

Adventure Archive: 21tr; **Alamy Images:** Val Duncan/Kenebec Images 2-3; Goran Heckler/pixnonnet.com 40-41; ImageState/Tom Walker 26-27; Dave Watts 8-9;

The Art Archive: 23tc; **Corbis:** 16t;

Bettmann 24t; Vasily Fedosenko/Reuters 29b;

Darrell Gulin 50-51; Peter Johnson 25bl;

FLPA: Tui De Roy/Minden Pictures 23cl;

Getty Images: Nina Leen/Time & Life

Pictures 24br; **Farah Ishtiaq-Bowden** 8t;

Lonely Planet Images: Andrew Burke 18-

19bc; **Mary Evans Picture Library:** 22b,

25tr; **naturepl.com:** 29ca; Doug Allan 17b;

Nigel Bean 18bl; John Downer 21b; Tony

Heald 29bc; Tom Hugh-Jones 16b; William

Osborn 36br; Jason Venus 21cl; **OSF:** 32tr;

Bruce Pearson: 18t; **Photoshot/NHPA:** Bill

Coster 1fclb; **Rex Features:** Nature Picture

Library 22tr; **RSPB:** BirdLife International

19tr; Chris Bowden 8bl, 10tr, 11t, 11b, 12bl,

14-15t; Chris Gomersall 10tl, 13t, 13b;

Jacob Wijpkema 19cl; **rspb-images.com:**

Chris Gomersall 14b, 15b, 17t; **TopFoto.com:**

uk: 23cr; **USGS:** 54, 55t; **Vireo:** 32fcla.

Map

FLPA: William S. Clark 2bl; **naturepl.com:**

Richard Du Toit 2tl; **Photoshot/NHPA:**

Andrea Bonetti 1crb; Robert Erwin 2tc; Mike

Lane 1cla; MLA001909A 1clb; Roger Tidman

2tr; Alan Williams 1bl, 2br; U.S.F.W.S.: 1cra,

1fcr.

Profiles

See Page 16 of *Bird Profiles*

Wall chart

See Page 72 of *Eyewitness Bird*

Clip-art CD

See the *Credits* file on the CD

All other images © Dorling Kindersley

For further information see:

www.dkimages.com

The publisher would also like to thank:

Ed Merritt for cartography on the Map;

Ben Hoare and Carey Scott for additional

writing; **Polly Boyd** for proofreading;

Hilary Bird for the index; **Neil Lockley and**

Lisa Stock for editorial assistance; and

Margaret Parrish for Americanization.



HAVE YOU GOT WHAT IT TAKES TO BECOME AN EXPERT ORNITHOLOGIST?

Meet famous bird experts and find out how they work to protect rare species

Join ornithologist Chris Bowden as he battles to save the Northern Bald Ibis from extinction

Test your bird-watching skills with our cool activities, then start your own log book

**“MY MISSION WAS TO
SAVE A SPECIES ON THE
BRINK OF BECOMING
EXTINCT.”**

Chris Bowden, ornithologist