

ENGRAVING
FOR ILLUSTRATION

UC-NRLF



B 3 921 247

JOSEPH KIRKBRIDE

LIBRARY
OF THE
UNIVERSITY OF CALIFORNIA.

Class

**LIBRARY
SCHOOL**





ENGRAVING FOR ILLUSTRATION



REPRODUCTION BY R. J. EVERETT & SONS' "INK-PHOTO" PROCESS



FRONTISPIECE.

ENGRAVING FOR ILLUSTRATION.

ENGRAVING FOR ILLUSTRATION

Historical and Practical Notes

BY

JOSEPH KIRKBRIDE

NET BOOK.

The Publishers wish it to be distinctly understood that this book is supplied on such terms as prohibit it being sold below the published price.

REMOVAL NOTICE.

SCOTT, GREENWOOD & SON,

Technical Book and Trade Journal Publishers,

Will Remove at the end of June 1907, from

19, Ludgate Hill, E.C., to

8, BROADWAY,

LUDGATE HILL, LONDON, E.C.



1888

THE "SUN-DIAL" SERIES

1888

THE "SUN-DIAL" SERIES

THE "SUN-DIAL" SERIES

THE "SUN-DIAL" SERIES

THE "SUN-DIAL" SERIES

THE "SUN-DIAL" SERIES

THE "SUN-DIAL" SERIES

THE "SUN-DIAL" SERIES

ENGRAVING FOR ILLUSTRATION

Historical and Practical Notes

BY

JOSEPH KIRKBRIDE



WITH TWO PLATES BY INK PHOTO PROCESS
AND SIX ILLUSTRATIONS

LONDON

SCOTT, GREENWOOD & CO.

8 BROADWAY, ~~19~~ LUDGATE HILL, E.C.

NEW YORK

D. VAN NOSTRAND CO.

23 MURRAY STREET

1903

[All Rights remain with Scott, Greenwood & Co.]

Z1023

K5

**LIBRARY
SCHOOL**

REV. 11/12

Me

CONTENTS



CHAPTER I

	PAGE
ITS INCEPTION. A Theory of Evolution—A Distinct Progress	1

CHAPTER II

WOOD ENGRAVING. Rise and Progress—Block Books—Durer's Influence—Hans Holbein—A Renaissance—Comparison and Justification—The Illustrator	5
---	---

CHAPTER III

METAL ENGRAVING. The Invention—Early Engravers—National Characteristics—A Progressive Review	18
--	----

CHAPTER IV

ENGRAVING IN ENGLAND. Introduction of Metal Engraving—Notable British Engravers—Summary	26
---	----

CHAPTER V

ETCHING. Early Records—Descriptive—Rembrandt's Influence—Wenceslaus Hollar	38
MEZZOTINT. Invention—Description—Artistic Qualities—Dilettanti Art—A Modern Mezzo Engraver	38

CHAPTER VI

	PAGE
THE ENGRAVER'S TASK. Inartistic Work—Constructive Elements—Outline—Extraneous Matter—Composition—Light and Shade—Expression—Perspective—Execution	48

CHAPTER VII

PHOTO "PROCESS" ENGRAVING. A Progressive Process—Commercial and Artistic Features—"Line" Process—"Half Tone"—Artistic Restoration—Tri-chromatography—Photogravure	57
---	----

CHAPTER VIII

APPRECIATIVE CRITICISM. An Educative Principle—An Analysis—Realism in Art—A Retrospect	66
INDEX	70

LIST OF ILLUSTRATIONS

FIG. PLATE I.	<i>Frontispiece</i>
1. OLD WOOD ENGRAVING (ERENBURG CASTLE)	<i>Facing p. 10</i>
2. MODERN WOOD ENGRAVING (THE GOOSE FOUNTAIN, NUREMBERG)	,, 14
3. OLD WOOD ENGRAVING	,, 28
4. MODERN WOOD ENGRAVING	,, 54
5. CROSS SECTION OF CYANIDE FURNACE	<i>Page 59</i>
6. PROCESS ENGRAVING	<i>Facing p. 60</i>
PLATE II.	,, 64

PREFACE

A PHILOSOPHER and writer has declared that "in our fine arts, not imitation, but creation, is the aim."

It is to emphasise a distinction between an imitative and a creative art that the following chapters are offered.

"Engraving for Illustration" is pre-eminently a creative art by which the work of the artist is *translated*, "in order to render the effect of his design in such a form as will admit of rapid and effective reproduction."

It is, moreover, a popular art with a well-defined educative principle underlying the numerous phases of its manifestation; while, at the same time, its historical and general interest will commend this brief record of its progress and influence to many who are lovers of art for art's sake.

J. K.

LONDON *June* 1903.





ENGRAVING FOR ILLUSTRATION



CHAPTER I

ITS INCEPTION—A THEORY OF EVOLUTION— A DISTINCT PROGRESS

“In proportion to his force the artist will find in his work an outlet for his proper character.”—EMERSON.

Its Inception.—It was the dawn of a new sense when primitive man first ornamented his weapons, utensils, and the walls of his cave dwellings with incised drawings,—pictorial representations which enabled him to record events or suggest and illustrate thoughts and ideas when his somewhat limited vocabulary failed him.

It was a severely utilitarian epoch of the world's history, and the crude yet intensely realistic manifestations of man's artistic desires were the more remarkable that they were wholly dependent upon stern necessity for their realisation. Childlike in their simplicity, yet both graphic and vigorous in expression, these ancient drawings bear testimony

to the intense desire of primeval man for some suitable and satisfying form of pictorial expression. Such incised drawings were undoubtedly the earliest forms, which the mind of man suggested and his skill attained, of conveying information and displaying pictorial or ornamental art. They were but crude conceptions of the untutored art of a savage race, yet, with a characteristic quaintness of expression, they abundantly prove the existence of an innate, imitative, and artistic faculty, inspired by an insatiable craving for illustrative delineation.

A Theory of Evolution.—The antiquity of the engraver's art, then, is exceedingly remote, and its earliest records display frequent evidences of manipulative skill and artistic perception—evidences which are still more convincing when the environment and scanty resources of its exponents are fully appreciated. It was a most unique phase of that process of evolution whereby the social education of the human race was advanced, and through countless ages it has indicated the same onward roll of progressive intelligence.

Responsive to the ever-changing conditions of life, the necessities of mankind were constantly increasing. His higher intelligence also created a greater diversity of interests, and consequently demanded a fuller and more expressive vehicle of communication for his thoughts. No longer content with what was only needful for the maintenance of social or commercial intercourse, he sought to add to the archaic simplicity of his drawings,

skilful arrangement, and a certain degree of artistic feeling and interpretation. It was as though some transitory flashes of artistic power in the minds of prehistoric artists were struggling with an inability to give adequate expression to their inceptions. Their productions, some of them dating from the Palæolithic and Neolithic periods, were not pretentious works of art. Their primary purpose being representative, their merit was, of course, decided by the success or failure of such representation, apart from any artistic qualities they might possess.

A Distinct Purpose.—The evident care with which many of the ancient incised drawings or engravings were executed and preserved, together with the permanent character of the materials employed, seems to indicate that these simple yet graphic representations were produced with the distinct purpose of perpetuating a memory as well as for the amplification of a meagre language,—a purpose which considerably enhances their interest, and suggests that the primeval engraver appreciated some at least of the possibilities of his art. Moreover, they frequently possess an intense veracity and directness of imitation which renders them of inestimable value as reliable historical records. Had caprice alone directed the artist's efforts, they would not in so many instances have merited the interest and approval which they now receive.

Such, then, were the beginnings of an art that

subsequently reached its maturity only by a slow growth of gradual development, and "which, in the modesty and seriousness of its earlier manifestations, is at least as interesting as in the audacity of its later and more impressionistic phases."

Engraving as a reproductive as well as an ornamental art was at different periods modified in accordance with ever-changing conditions produced by the exigencies of national and industrial policy. Its frequent adaptation to the various circumstances with which it was indissolubly associated, and the fluctuations of an enthusiasm which was more or less dependent upon national as well as social prosperity, fully justifies the statement that "its history is the mirror of a nation's progress."

The rude methods of ancient artists can be distinctly traced through Egyptian, Assyrian, and Grecian history. Hieroglyphic and symbolic figures, engraved on ancient Egyptian monuments, bear testimony to a vast progress both in expressive and inventive power. Assyrian antiquities disclose an art which is even more suggestive and picturesque, while the ancient Greeks developed the highest qualities of pictorial power, and raised the art to a marvellous pitch of excellence.

Beyond this brief epitome of the early history of engraving we need not venture. The idea of taking impressions from any form of incised drawings was not suggested until many centuries later.

CHAPTER II

WOOD ENGRAVING—RISE AND PROGRESS — BLOCK BOOKS—DURER'S INFLUENCE—HANS HOLBEIN—A RENAISSANCE—COMPARISON AND JUSTIFICATION—THE ILLUSTRATOR

“It is therefore beautiful because it is alive, moving, reproductive. It is therefore useful because it is symmetrical and fair.”—EMERSON.

Wood Engraving. — The most animating event in the whole history of engraving was the development of engraved wood blocks. Wood engraving did not receive the impetus of a new discovery as did metal engraving at a later period. It was to some extent a purely commercial enterprise, the success of which was assured by an ever increasing interest in pictorial art. Engraved wood blocks were used for purposes of reproduction several centuries before their introduction into Europe. Historians claim that it can be traced back to A.D. 930, when a form of playing card was known to the Chinese, and printed by them from rough wood engravings. The commercial intercourse of the Venetians with Eastern nations would suggest a probability that their navigators brought home

some of these playing cards, and described the method of their production to their countrymen.

The further we pursue our investigations, the more remarkable does this tardy recognition of the utility of wood engraving appear to be. It is true that somewhere about the middle of the thirteenth century legal documents were stamped, and merchant marks made with engraved wood blocks, but no extensive use was made of this method of reproduction until a much later period.

The Low Countries claim credit for the first employment of engraved wood blocks for commercial purposes. Many dispute this claim, but the amount of credit at stake is so infinitesimal that it renders the contention of little value. Until the time of that immense progress which wood engraving made in Germany about the middle and towards the end of the fifteenth century, no work of any artistic merit whatever had been produced. The older prints may possess a certain historical or antiquarian value, but otherwise are both crude and uninteresting.

Block Books.—The Mediæval Block Books were the most important of the early pictorial reproductions from engraved wood blocks. They also may be traced to China, where, as early as the ninth century, they were used for decorative as well as illustrative purposes. They retained their primitive form for a long period after their first introduction to Western civilisation, and it is interesting to note that the blocks, and not the prints, were supplied to the

monks,—the scholars of the day,—the impressions being made by them as required. Towards the end of the fourteenth century Dutch merchants, like the Venetians, paid frequent visits to Chinese ports, when they too were impressed with the novelty and utility of pictorial reproduction as practised in the East. At anyrate, pictorial sheets or cards, very similar in character to the Chinese playing cards, were published in Holland about that period. They bore pictures of the saints with the titles or legends engraved alongside. The production of such prints was evidently a recognised business during the early part of the fifteenth century, for there are numerous entries in the civic records of Nuremberg concerning the wood engraver “Formschneider” and cardmaker “Kartenmacher.” It has been ingenuously suggested that, for convenience, collections of these cards were pasted into books; and the books available being chiefly of a religious character, the idea of illustrating religious matter with such pictures was readily suggested.

The next step was the application of block engraving and printing to the production of volumes of a more pretentious character, the most noteworthy of which were *The Apocalypsis sive Historia Sancti Johannis*, the *Biblia Pauperum*, and the *Historia Virginis ex Cantico Canticorum*. In another of these books, the *Speculum Humanæ Salvationis*, the titles were not engraved on the plates, but were printed with movable types. This volume was published at Haarlem, and was composed of fifty-

eight plates—a very considerable production with the materials then at the disposal of the publishers.

Durer's Influence.—In 1490 Albert Durer, who possessed a spirited imagination and deep enthusiasm for his work, marked out a distinct era of substantial progress, and impressed the art of wood engraving with that expressive power of delineation which his truly remarkable genius ever manifested.

Durer was an artist of somewhat variable characteristics, but the diversity and amplitude of his productions afford conclusive evidences of a remarkable industry and skill.

Like other artists of his time, and even of much later periods, he did not engrave his own drawings. He may, of course, have engraved a few blocks, but most, if not all of the wood engravings signed by Durer, were executed by Jerome Rock.

Perhaps the most peculiar characteristic of Durer's designs was the portrayal of scenes and figures of ancient history and myth in well-defined imitation of his own surroundings and the conditions of life then existing. Apropos of this, it was said that he turned the New Testament into the history of a Flemish village.

Hans Holbein was another of the early artists who prepared their drawings for the express purpose of reproduction by means of wood engraving. That he fully appreciated the resources of his art there can be no doubt, for he imbued his work with an expressive individual force which was distinctly progressive and influential. His best known pro-

duction consists of forty-one engravings representing "Death—the King of Terrors," in association with nearly every phase of human life. Each one of these designs is a picture parable of remarkable power and suggestiveness. The characteristic drawing and quaint expressiveness of Holbein's illustrations merit unqualified admiration, and his graphic use of pure line for pictorial expression stands almost unrivalled.

Hans Litzelburger engraved Holbein's designs. Towards the end of the fifteenth and during part of the sixteenth centuries wood engraving still received enthusiastic attention, and then, for sheer lack of interest, fell rapidly into decay. Metal engraving was absorbing the attention of the artistic world, and for many years wood engraving was regarded as only fit for the reproduction of pictures which may be charitably described as inartistic, and too often perhaps discreditable.

As far as our own country was concerned, it was not until the advent of Thomas Bewick that this decadence received any effective check.

A Renaissance.—The Renaissance of wood engraving in England may be dated from 1775, when Bewick engraved a picture entitled "The Hound," and received a prize offered by the Royal Society for the best engraving on wood. Thomas Bewick was born in 1753, and fourteen years later he was apprenticed to a metal engraver. It was indeed a fortuitous circumstance which caused him to transfer his energies and his talents to wood engraving, in

which he displayed a rare skill and inimitable directness of expression. He was probably the first wood engraver to adopt level tinting in place of complicated and laborious cross hatching which was then practised by his continental contemporaries. He usually preferred to develop his drawing rather than attempt the production of extraneous effects, and the subtle effectiveness of his pictures affords incontrovertible proofs of the advantage of such substitution. Their humour and pathos, vigour and fidelity, remain to this day as memorials of the consummate, artistic skill and perceptive capacity of a truly remarkable man. Bewick was a self-contained genius whose rugged emotions would admit of but one form of pictorial expression, and that peculiarly his own. His work was pregnant with masterly good sense, and ever manifested a charming simplicity of purpose. He had but a modest estimate of his ability as an engraver, and consequently rarely engraved any other than his own drawings.

The exact measure of Bewick's influence on the art of wood engraving for pictorial illustration and reproduction would be difficult to satisfactorily determine. This much is certain, however, that through it wood engraving was verified and popularised, and illustrated literature received a stimulus which subsequent developments combined to maintain and emphasise.

A Comparison. — There is a vast difference between the effects procurable in an impression




FIG. 1.—Old Wood Engraving (Erenburg Castle).

“Colour values and perspective can only be expressed by thick and thin lines at varying distances apart.”

Block supplied by the London Electrotpe Agency Ltd.,
from the “Illustrated London News.”



from a wood engraving and the print from an engraved metal plate. In the former, colour values and perspective can only be expressed by thick and thin lines at varying distances apart, the ink on the prints being of the same density throughout, no matter how thick or thin the lines may be. In metal engraving intermediary values may be obtained by lines of the same thickness, if need be, but of varying depth. The result is a strong, intense effect produced by the greater body of pigment held by such portions of the lines as are cut deeply, and the comparatively grey appearance of the shallower parts. It is largely due to this that prints from engraved metal plates possess a peculiar richness and depth of tone.

The commercial advantages generally claimed for engraved wood blocks are the ease and rapidity with which impressions can be made from them as compared with the metal plates, and also the fact that they can be printed with type, *i.e.* letterpress, without any unusual preparations. Granting the validity of these claims, it must follow that, owing to the larger number of impressions made from wood engravings, their intrinsic worth will be correspondingly less than the limited number of prints made from engraved metal plates, and their commercial value will be estimated accordingly.

A Justification.—The somewhat sweeping assertion that wood engraving affords a medium of expression only for the blunter minds is not the whole truth. Its strikingly bold conceptions and broad expressive

effects certainly appeal to the untrained eye or untutored mind more than the artistic qualities of design and execution displayed in metal engraving; but there is yet in the art of the wood engraver a well-nigh inexhaustible store of artistic as well as pictorial effects. The forcible character and charm of its productions are chiefly due to the disposition and combination of the lines employed, and a variety of texture which is thereby introduced. It affords also an exceptional facility of execution, and an almost limitless power of realisation, which gives to it a deservedly high place among the pictorial and reproductive arts. The whole matter may be summed up in a statement once made by a well-known artist and illustrator: "There is no process in relief which has the same certainty, which gives the same colour and brightness, and by which gradations of touch can be more truly rendered. Few of our great artists, however, can be prevailed upon to draw for wood engraving, and when they do undertake an illustration, say of a great poem, the drawing, which has to be multiplied 100,000 times, has less thought bestowed upon it than the painted portrait of a cotton king." What wonder, then, at the retrogression of this facile and graphic art of pictorial illustration.

The Illustrator. — The employment of wood engravings in conjunction with literature created a new phase of artistic work. The task of the illustrator or designer is peculiar. He sketches out his design on the wood block, and then passes




FIG. 2.—Modern Wood Engraving (the Goose Fountain,
Nuremberg).

“The forcible character of wood engraving chiefly due to the disposition
and combination of the lines employed.”

*Block supplied by the London Electrotpe Agency Ltd.,
from the “Religious Tract Society.”*



it on to the engraver. His drawing is not intended as a permanent form of pictorial art, but as a suggestive sketch, which, while perfectly intelligible to the engraver, will be free from such intricacies in its composition as might interfere with its effective interpretation. The old wood engravers produced, line for line, an exact facsimile of the artist's design. His work, no doubt, required considerable skill and unremitting patience, but it was almost devoid of independent thought or artistic feeling. The engraver to-day must *translate* the work of the illustrator so as to render the effect of his design in such a form as will admit of rapid and effective reproduction. The possibilities of the wood engraver's art, therefore, are manifold. The artist's sketch may give a suggestion of light and shade, and possibly some idea of its tone. The execution and elaboration of the drawing is left almost entirely in the hands of the engraver. Whether it will gain or lose by its translation will, to some extent, depend upon his artistic perception as well as his manipulative skill.

CHAPTER III

METAL ENGRAVING—THE INVENTION—EARLY ENGRAVERS—NATIONAL CHARACTERISTICS—A PROGRESSIVE REVIEW

“The influence of the graver is so great and extensive that its productions have constantly been the delight of all countries of the world and of all seasons of life.”

Metal Engraving—The Invention.—The engraving of metal plates for pictorial reproduction was a direct development of ornamental engraving. The Italian Niello work of the fourteenth and fifteenth centuries was chiefly applied to the embellishment of metal ornaments and utensils with elaborate engravings. To intensify their effect, the designs were filled in with a black pigment known as *Niello*, L. *Nigellus*—Black. Hence the name by which the process was generally known. Niello work was practised chiefly by gold and silversmiths, and it is recorded that one of these, Finiguerra by name, was filling up the lines of the engraving with black composition in the usual way when he accidentally spilled some hot wax over the plate. It rapidly cooled and hardened, and on scaling off bore a distinct black impression

of the engraving. Quick to perceive the importance of his discovery, Finiguerra promoted a few experiments which ultimately led to a full realisation of his hopes. There is yet another account of the metamorphosis of metal engraving which, if true, reflects much more credit upon Finiguerra than the accidental discovery already described. To obtain a *proof* of their work, the Florentine metal-workers covered the ornamentation with some fine plastic material. It was then a simple matter to convert the impression into a mould, which they filled with melted sulphur. The casts, when hard, formed exact replicas of the engravings, and afterwards, when the incised lines were filled with a black pigment, probably Niello, they presented an effective record of the original work. It is not by any means improbable that Finiguerra made his discovery when making such a cast.

It is a noteworthy fact that the idea of producing impressions from engraved metal plates was not, as might readily be imagined, a development of wood engraving or of the then well-known method of printing from engraved wood blocks. It was a fortuitous discovery, and probably the direct result of an accident. The true importance of this transition, *i.e.* Niello work to engraving as a reproductive art, is seldom fully appreciated. It was a momentous change, bristling with possibilities, which subsequent developments amply proved. The time was peculiarly propitious. The beneficent influence of the Renaissance was at its flood, and

a feverish spirit of progress swept over Europe. The imitative instinct inherent in mankind reasserted itself with an irresistible intensity, and new forms of pictorial expression were eagerly sought after. The art of engraving provided a medium for the extension of the artist's fame and the popularising of his creations. It rapidly gained favour, and its ultimate development and expansion fully justified the interest it aroused.

Early Engravers.—Baccio Baldine, another Florentine goldsmith, quickly realised the value of Finiguerra's discovery, and endeavoured to produce engraved plates for printing purposes. Being a somewhat indifferent designer, his first efforts were not very successful. He was afterwards assisted by Sandio Botticelli, and this partnership was the first clear indication of progress in the art. These two engravers undertook the illustration of an edition of Dante's works, in which the chief feature was to be an original headpiece for each canto. They accomplished some meritorious work in connection therewith, but never quite fulfilled their task.

Some impressions from engraved plates were exhibited in Rome about this time, and attracted the attention of the painter Andrea Mantegna. He was so impressed with these examples of the new art that he determined to reproduce some of his own pictures in a like manner. Mantegna's engravings were not in any way remarkable, yet they were received with considerable enthusiasm

by his countrymen and by artists in various parts of Europe.

Marc Antonio Raimondi was another famous Italian engraver of this period. He first became notorious through copying some of A. Durer's designs in the exact style affected by that great artist. He also added Durer's signature to his piracies, and in other ways emphasised the imitation.

It is doubtful whether he ever realised the gravity of the deception he was guilty of, for he took no pains to conceal the fact from his fellow artists. Apart from this, however, Raimondi was a fine engraver. He reproduced a number of Raphael's pictures under that artist's direct supervision, all of which show distinct traces of the great master's influence. Raimondi engraved between three and four hundred plates.

It is a remarkable coincidence that the art of engraving in Italy, and printing in Germany, should each receive the stimulus of a new discovery about the same period. The art of printing was known to the ancient Chinese, but movable types were first used by Gutenberg about 1454.

National Characteristics.—Engraving is almost as old as the human race, yet its full value as a reproductive art was not discovered until 1452, when Finiguerra made his discovery. For at least half a century after this discovery engraving was held in the highest esteem in Italy. From that country it passed to Germany, and thence into

France. In each of these countries it flourished for a time, until at last it claimed a place, and that a high one, amongst the fine arts of our own country.

The leading characteristics of Italian art, and particularly Italian engraving, were beautiful outlines and excellent drawing. "Nothing in any stage of Italian art was carelessly or incompletely done. There is no rough suggestion of design, no inexact record of artistic invention." The lines, and especially the outlines, of the early Italian engravings are indisputably exquisite in their expression of grace and beauty, though perhaps weak and unsuitable for the portrayal of vigour and strength.

The German engravers reached another extreme. Their drawings were frequently deficient, and even grotesque; but this was more than compensated for by a mingled force and freedom of delineation which, added to a rich imaginative symbolism, was in every respect remarkable. By means of flowing lines they indicated every fold of draperies, emphasised the varied contour of features, or produced an intricate and almost perplexing perspective in their pictures. They frequently sacrificed artistic power for a mere show of dexterous execution, and consequently the engravings of this period were rarely ever sublime in their conceptions. Remarkable for their technique, they were yet productive of a bewildering confusion of ideas and mannerisms. It was undoubtedly this superiority

of technique which attracted so much attention to the old German engravers. Their portrait engravings display abundant insight into human character, and in this respect at least exhibit a rare power of pictorial expression. Indefatigable enthusiasm, one of the racial characteristics of the French nation, was exemplified in the reception accorded by her artists to the art of metal engraving. French engraving was distinguished by a felicitous combination of good drawing, skilful execution, and "an aptitude to imitate easily any impression." Outlines were frequently suggested rather than delineated, and although somewhat unconventional in style, French engravings of the seventeenth century displayed few traces of a perfunctory art. Certain vagaries of style, due no doubt to a natural vivacity, indicated an artistic quality of design and execution which was their peculiar inheritance. Of modern French engravers on metal, the Audran family were by far the most notable. For four or five generations that remarkable family showed artistic talent of a high standard of excellence. Gerard Audran, who was born in 1640, was the best known and most gifted member of this family. His productions were everywhere admired. His historical pictures especially were very fine. He was appointed engraver to Louis XIV. Died 1703.

A Progressive Review.—For a long period engraving was of the simplest possible character. About the beginning of the sixteenth century an

effort was made to introduce perspective into the productions of both brush and graver, and until this important development obtained complete recognition, even the most skilful artists were guilty of faulty draughtsmanship. Aërial perspective, or the suggestion of distance, quickly followed this adoption of linear perspective. It is claimed for Lucas van Leyden, a Dutch engraver, that he was the first to thoroughly appreciate and give true value to foreground and distance; in other words, to fully recognise the artistic value of perspective.

It has been frequently suggested that the fame of Durer, van Leyden, and others of the same school, was so widespread as to create an artistic bias, which other engravers, who were their equals in technical skill, if not in fertility of design, found it difficult to overcome. One of these engravers, Henry Goltzius, was determined to obtain recognition of his merits, and engraved five plates in as many different styles, copying the mannerisms and artifices of Durer and others. They were at once accepted as productions of the great artists, and not until Goltzius had heard the unqualified praise of art critics and patrons did he reveal his purpose. His countrymen generously forgave him this deception, and he certainly gained much credit thereby. These pictures are now known as Goltzius' masterpieces.

During the seventeenth century Rembrandt's influence developed much of that technique which

modern engravers have copied, and in some instances claimed to improve. He is also credited with the introduction of more expressive gradations of tone, for the production and emphatic suggestion of light and shade. The character of this, too, has been retained in present day engravings. Rembrandt was more directly associated with etching than with line engraving, but his influence was far from exclusive. Encouraged by the influence of his example, the line engraver endeavoured to add to the expressive power of his pictures by the introduction of more daring perspectives, more suggestive form, and infinitely greater diversity of texture.

CHAPTER IV

ENGRAVING IN ENGLAND—INTRODUCTION OF METAL ENGRAVING—NOTABLE BRITISH ENGRAVERS— SUMMARY

“When applied to objects of their proper destination, the arts are capable of extending our intellect, of supplying new ideas, and of presenting to us a view of times and places, whatever their interval or difference.”—DALLAWAY.

ENGRAVING as a decorative art was well advanced in this country during the reign of Alfred the Great, when the Anglo-Saxon metal-workers were known to be skilful engravers. The art was still further developed under the Norman rule, and during the fourteenth and fifteenth centuries.

Wood engravings were printed by William Caxton in 1481, but there is no proof that they were the work of English engravers.

Introduction of Metal Engraving.—The exact date of the introduction into England of metal engraving as a reproductive art is doubtful. There is a record of a book published in this country in 1545, which was illustrated with copper engravings, cut by Thomas Gemeni. It was a work on anatomy by Vesalius, and was at first printed

in Latin. In the preface to a translation of this work the following quaint note appears: "Accepte, jentill reader, this Tractise of Anatomie, thankfully interpreting the labours of Thomas Gemeni the workman. He that with his great charge, watch and travayle, hath set out the figures in pourtrature will most willingly be amended, or better perfected of his own workmanship if admonished."

It was probably not until Queen Elizabeth's reign was well advanced that metal engraving obtained any substantial recognition as a fine art which might be practised with some hope of commercial success.

Archbishop Parker, a powerful prelate of this time, extended his patronage to the art, and for a time, at least, kept a private staff of engravers. A portrait of this archbishop was executed by Remigus Hogenberg, and is the first record of an engraved portrait produced and printed in England.

For about a century the work of English engravers was uninteresting, and almost devoid of artistic feeling. Their pictures possessed but little merit, either as works of art or as pictorial records of that eminently progressive period.

During the seventeenth century engraving became intimately associated with literature, and then, as now, the combination was a felicitous one. Another fortunate circumstance was the settling of the Passe family in this country. They came from Utrecht, and were engravers of considerable skill and repute. The elder Passe was a friend

and admirer of the famous painter Reubens, whose style he, to some extent, copied.

John Payne—the first English artist to distinguish himself with the graver—was a pupil of Passe. Payne was an undoubted genius, and, but for his indolence and dissipated habits, might have accomplished a great work.

His most noteworthy engraving was a picture of “The Royal Sovereign,” made on two plates, which, when joined together, measured 36 in. × 26 in.

Vertue succeeded Payne. His engravings were chiefly of historical value; as works of art they displayed no unusual merit. Many were portraits of personages of high degree, in which Vertue evidently copied the style of Houbraken, a Dutch artist, who some time previously engraved a similar series of portraits, the commission being given to him because “*no English engraver was capable of executing it.*”

Vertue’s writings on English Art were profuse and thoughtful. They were afterwards collected and published by Horace Walpole.

Hogarth, “The inimitable Hogarth,”

“Whose pictured morals charm the eye,
And through the eye correct the heart,”

was a brilliant exponent of the expressive power of the engraver’s art. Possessing a profound knowledge of human nature, and a keen sense of all that is humanely interesting, he expressed in his pictures a wonderful creative fancy, and a well directed



FIG. 3.—Old Wood Engraving.

“Horace Walpole, the historian of the graphic arts.”

*Block supplied by the London Electrottype Agency Ltd.,
from the “Illustrated London News.”*



humour. He almost invariably represented character rather than scenes, and while displaying immense fertility of design, he retained sufficient realism in the composition of his pictures to render them valuable as records of the manners and customs of his times. They, moreover, describe their incidents in the most direct and piquant fashion. His somewhat defective drawing was redeemed by a wealth of suggestion and an endless variety of grotesque conceptions. He possessed the happy art of seizing a fleeting impression from which he would evolve a caricature full of peculiar and quaint humour. Hogarth's place in the art annals of this country is undoubtedly assured, for it has been said that he *represented* his characters with more force than most men could *see* them. His career may be dated from 1724, when he produced the illustrations for *Hudibras* and *La Mortray's Travels*.

There is a most extraordinary story related in connection with Hogarth's last engraving. While spending a merry evening with some friends he was heard to say: "My next undertaking will be *the end of all things*." "If that is so," remarked one of his companions, "there will soon be an end of the artist." "Yes, there will be," Hogarth replied, "and the sooner my task is finished the better." The engraving was executed under the impulse of an intense excitement. "Finis," he exclaimed, as he finished that most remarkable design, "All is now over," and, strange to relate, this was actu-

ally his last work, for he died about a month later.

Robert Strange, who was contemporary with Hogarth, was a native of the Orkney Islands. He was an art student in Edinburgh when Prince Charlie landed, and his Jacobite sympathies led him to throw aside his work and join the young chevalier. When the remnant of the army of 1745 was flying before Duke William after the battle of Culloden, Strange, closely pursued by a number of soldiers, sought shelter in the house of the Lumsdales. Miss Lumsdale was sitting with her work by one of the windows, and at once offered to conceal the young soldier underneath the folds of her skirt. Ladies' skirts of the crinoline period were of such proportions as to render the concealment easy, and Miss Lumsdale, to lull the suspicions of the pursuing soldiers, continued her sewing, and affected considerable surprise and indignation at their intrusion. They shamefacedly withdrew upon finding the lady alone, and Strange afterwards made good his escape to France. Gratitude to his deliverer, intensified by the romantic situation which saved his life, quickly ripened into love, and, it is needless to add, a good old-fashioned love match.

Strange settled in London about 1750, when, by his zeal and skilful work, he added much to the fame of historical engraving in this country. He engraved over eighty plates during his lifetime, and displayed a literary talent of no mean order. He

was not a brilliant draughtsman, but the tone and texture of his engravings are almost perfect.

He was knighted in 1781.

There is yet one other engraver of this period whose career merits a share of attention and interest.

James Gilray was born in 1757, and, like Hogarth, commenced at the bottom rung of the ladder as a letter engraver. He also became a notable caricaturist, and some idea of his skill in this branch of pictorial art may be gleaned from the fact that over 1200 designs were the product of his inventive fancy. Though not by any means indolent, his habits were dissipated, and unfortunately for him he, for many years, resided with his publisher, who gratified his passions so long as his art was sufficiently productive. Gilray's designs were not all caricatures. A number of illustrations for Goldsmith's *Deserted Village* were designed and engraved by him. He also engraved a few of Northcote's pictures. His style was free and spirited, and he was one of the first English engravers to prove the merits of stipple engraving.

The stipple manner of engraving was a curious development of the art. It appeared as though line engraving could not keep pace with the ever-growing demand for pictures, and was therefore combined with stipple to facilitate production. In capable hands very fine results were obtained with this combination.

English engraving was still in its infancy, however, and continental productions were favoured by

the art patrons of this country, until a stimulus was given to native art by the painters Reynolds, Wilson, and West. Profiting by this renewed interest, Woollet entered upon a career of unqualified success, and eventually succeeded in obtaining full recognition for the merits of English engraving.

As a boy Woollet showed his artistic proclivities in a strange manner. His father, it is stated, won a £5000 prize in a lottery, and bought an inn, glorying in the name of "The Turk's Head," a title which the embryonic artist endeavoured to express pictorially on a pewter pot. The father, struck by some quality in the drawing, apprenticed young Woollet to an obscure London engraver. From an artistic point of view this apprenticeship was of little value. Woollet was a born artist, and although his early training may have intensified the natural bent of his genius, it did little to cultivate it. He possessed versatile talents. His historical pictures were, in every respect, equal to his landscapes, and these will long remain as lasting and convincing monuments of his skill. The boldness of contrast and accuracy of execution displayed by Woollet in his landscape engravings far surpassed all previous efforts to express pictorial effects with the graver.

Raimbach was a miniature painter of some note, who, like many other artists, turned from creative to reproductive art, and became a successful engraver. In 1812 he became associated with

David Wilkie, and it is generally supposed that he was retained by that artist for the reproduction of his pictures. Raimbach's translations of Wilkie's works were in every sense artistic productions and faithful representations. He was said to be so careful and conscientious in his work that he employed no assistants, but this was not entirely true. Careful and conscientious he undoubtedly was, but he frequently employed assistants to engrave the less important parts of his commissions. Raimbach was born in 1776, and died 1843.

F. C. Lewis was a progressive engraver contemporary with Raimbach. His most notable productions were after Landseer and Lawrence. He was appointed engraver first to George IV., then William IV., and afterwards to Queen Victoria.

Samuel Cousins was another most influential engraver. A brief sketch of his artistic career is given in another chapter.

C. G. Lewis was both a line and mezzotint engraver. He was probably Landseer's favourite engraver, and his name is best known in association with that artist's pictures. Born 1808; died 1880.

When John Pye engraved his first Turner picture, "Pope's Villa," in 1811, that famous artist expressed his unqualified approval when he said, "If I had known there was anyone in this country who could have done that, I would have had it done before," and on more than one occasion he mentioned Pye's engravings as "the most satis-

factory translations of my colour into black and white." An adequate interpretation of Turner's pictures requires a masterly appreciation of the gradations and balance of tone which suggest both colour and space; and to merit such expressions of satisfaction from the great artist himself was proof of John Pye's artistic power and skill.

He began his career as an engraver about the year 1800 after a short apprenticeship with James Heath, a clever and practical man, who was quick to perceive the ability of his apprentice.

John Pye was a recognised authority on the pictorial effect of colour, and it was said that during his long and eminently useful life "no engraver did more than he to spread a knowledge of the sound principles of landscape art." He was frequently consulted by his fellow artists, and without even a suggestion of professional jealousy, he was ever ready with his advice and, if need be, practical help. The following copy of a letter—now in the Swansea Art Gallery—gives some idea of the esteem in which his opinion was held by contemporary artists:—

Monday.

To J. Pye, Esq.

Thursday night, at half-past five, if you please. I hope that day will be convenient to you. I should like, if possible, to see you here by daylight, as your opinion is always valuable to me, and I have some few things to show you.—Your faithful servant,

ED. LANDSEER.

Pye was long known in art circles as the "Father of landscape engraving," and he certainly succeeded, as no other engraver has done, in his translation of colour values and suggestion of aërial perspectives. Turner's paintings were his favourite subjects, and his interpretations of them are brilliant in expression, and charged with the very essence of artistic feeling.

His life and work indicated a progress as distinct as it was far reaching.

"And still the work went on,
And on, and on, and is not yet completed.
The generation that succeeds our own
Perhaps may finish it."

It has been through the efforts of these men and others who, though less influential, were not less skilful perhaps, or less earnest, that English engraving, in its daring innovations and substantial improvements, has far outstripped that of other countries. By them its reputation has been built up and enhanced, so that "its influence is conspicuously visible in the principles and history of Art."

CHAPTER V

ETCHING — EARLY RECORDS — DESCRIPTIVE — REM-
BRANDT'S INFLUENCE — WENCESLAUS HOLLAR.
MEZZOTINT — INVENTION — DESCRIPTION — ART-
ISTIC QUALITIES — DILETTANTI ART — A MODERN
MEZZO ENGRAVER

“By its very character of freedom, by the intimate and rapid connection which it establishes between the hands and the thoughts of the artists, etching becomes the frankest and most natural of interpreters.”—LALANNE.

It has been asserted, and not without some show of reason, that of all the reproductive arts etching stands pre-eminent as a medium of pictorial expression wherein perfect freedom of drawing is retained. It has found considerable favour with artists, because it enables them to reproduce their own works with ease and rapidity, and without any perceptible loss of expressive power.

Early Records.—The first account of the art of etching comes from Dutch sources, but whether or not it had its birth in Holland is a matter of pure conjecture. It was certainly cradled in the Low Countries, and finding the time and conditions of art congenial there, flourished abundantly. A

book bearing the title, *A Book of Secrets*, was published in England in 1599. It was a translation from the Dutch, and described "A method of engraving with strong waters on steel or iron." The art of etching must have been known in Holland some time previous to the date of this publication.

It was an unfortunate tendency which led the early etchers, or at anyrate etchers of the latter part of the fifteenth and sixteenth centuries, to practise a style of execution in direct imitation of the work of the graver. Their productions were robbed of their peculiar character and charm, their directness and completeness of representation.

Descriptive.—The practical phase of the etcher's work claims a more than passing interest from the earnest reader. A carefully polished sheet of copper is covered with an acid resist in the form of a thin coating of wax or some similar composition. When this has been blackened by the smoke of a candle, or by any other suitable means, the drawing is made with steel points. The bright sheen of the copper exposed by each stroke of the point or etching needle will show the progress of the work very distinctly. The etching mordant is poured over the drawing thus made, when the exposed parts of the plate will be corroded or etched away until sufficient depth is obtained. These are, of course, but the bare outlines of the process, yet they will suffice to illustrate the facility and simplicity of its operations.

Because it is so admirably adapted for light and

sketchy drawings, etching has been described as a kind of summary of pictorial expression, and in some respects such a description fits it perfectly; yet, for a just appreciation of its merits, it will be needful to put aside the idea that it is little more than a sketchy framework. It is true that some of the finest etchings have been executed with the fewest possible lines and without any pretence of elaboration, yet tone and texture may be fully expressed though not actually realised. Hence the term sometimes so aptly applied to etching when it is referred to as "the stenography of artistic thought." It is upon this principle of limitation that the chief merits of the etcher's art rests,—a system of pictorial representation which does not always produce illogical and inartistic interpretation or the imperfect transcription of light and shade. It may be frequently characterised by a certain amount of caprice in its execution, but it is nevertheless capable of producing form and expression of a very high character. Albert Durer, who possessed a most remarkable artistic versatility, etched a number of plates; but they can scarcely be regarded as successful examples of his work, for, like other artists of his time, he endeavoured to imitate the productions of the graver with his etching needle. It was altogether a futile experiment, if indeed it can be regarded as an experiment, and Durer's etchings show but little of that rare power and technical skill for which he was justly famous in other phases of graphic art.

Rembrandt's Influence.—Rembrandt, who was said to be “The greatest artistic individuality of the seventeenth century,” manifested a deep and lasting enthusiasm for the art of etching,—an enthusiasm which was abundantly displayed in the marvellous diversity of form by which he reproduced the characteristic grace and delicate modelling of his pictures. His graver and etching needle possessed the same spirited touch as his brush, and when “with his own hand he presented his bold principles of light and shade,” he almost invariably combined strength of expression with great facility of invention.

There is one notable etcher whose chequered career may well be regarded with interest, for it reveals a depth of artistic enthusiasm almost unparalleled in the art annals of this or any other country.

Hollar.—Wenceslaus Hollar was a Bohemian by birth, and came to England under the patronage of the Duke of Arundel in 1637. During a lifetime of peculiar misfortunes and vicissitudes, he etched something like 2700 plates. As an ardent Royalist, he was drawn into the civil war of 1643–44. He also passed through the Great Plague and the Fire of London. Difficulties and hardships ever beset his path, yet his industry and fond attachment to art never flagged. The very fact that ever-recurring misfortunes and privations never impaired his power as a most remarkable and ingenious illustrator is ample proof, if such be required, of his genius. Hollar's etchings are

distinguished by an intense fidelity. They abound in historical interest of a reliable and fascinating kind, and though never showy they possess a wealth of artistic beauty and artistic expression. It is difficult to understand how an artist with Hollar's gigantic, productive energy should end his days in abject poverty.

Mezzotint engraving is the art of engraving on metal *in tones*. It dates back to about the middle of the seventeenth century. Its history is interesting if only for the fact that it has been developed chiefly in this country, the high degree of perfection to which it attained being chiefly due to English artists. So much so, indeed, that it has frequently been referred to as *la manaire Anglais*.

Invention.—The invention of Mezzotint engraving was the result of an every-day circumstance which attracted the attention of a soldier more thoughtful than his fellows. Ludwig von Sigen was a lieutenant-colonel in the army of the Landgrave of Hesse Cassel when he observed the corrosive action of moisture on the stock of a musket. The metal work had been ornamented with an engraved design, and the ground formed by corrosion in conjunction with the engraved lines suggested an idea from which von Sigen subsequently developed the mezzotint process. This story of von Sigen's discovery is regarded by some authorities with a suspicion of doubt, and a suggestion is made that his purpose was to invest this introduction of a new reproductive art with a romantic as well as an

artistic interest. In any case, the gallant colonel's credit is maintained, and it is interesting to note that the principle of his invention remains still unchanged. The chief purpose of later developments was to facilitate the production of a perfectly even ground.

On the presentation of his first print to the Landgrave of Hesse, von Sigen declared, "There is not a single engraver, or a single artist, who knows how this work is done." About twelve years afterwards the inventor divulged his secret to Prince Rupert, by whom it was brought to England. It is generally supposed that Prince Rupert carefully preserved the secret of this new process for some time, and then in a generous mood he imparted it to Vallerant Valliant, who fortunately for English art made his knowledge widespread.

When mezzotint engraving was first introduced into England, the famous artists, Reynolds and Gainsborough, had reached the summit of their fame. The time was indeed auspicious. Line engraving failed to give a faithful reproduction of the peculiar style of painting then so much admired, while mezzotint engraving, with its soft gradations and attractive qualities of expression, translated with a vivacity and facility that could not fail to please and satisfy.

Then, again, a somewhat abrupt change manifested itself in the pictorial art of this period. Representations of incidents and portraits of famous personages, which were in themselves interesting,

took the place of the severely artistic productions of the past. The natural result was an intense interest, which embraced the art and the process by which it was popularised.

Description.—The mezzotint process of engraving may be described in a very few sentences.

The plate of metal is first covered with a ground or *tone*. To accomplish this, a tool with a serrated edge is passed over the surface in various directions. The myriads of microscopic indentations thus produced constitute a *tooth* or roughness similar to the grain of a coarse sandstone. This grain holds a certain proportion of printing ink, and gives a rich, velvety black impression. On such a ground the engraver works up his design, and, by the skilful use of scraper and burnisher, obtains a series of tones or almost imperceptible gradations. He removes just so much of the grain as may be required for the lighter tones, and by burnishing or polishing, after the scraper has been used, secures the high lights. In one respect, at least, this form of reproductive art is peculiar, and unlike any other types of engraving. The artist works from black to white, and produces, on the plate, the lights instead of the shadows.

Artistic Qualities.—Although capable of most charming effects, the mezzotint process never became a really serious menace to line engraving, with its firm and expressive outlines and peculiarly lustrous textures. Yet it is not at all surprising that a process, offering the artistic qualities of reproduction

which mezzotint possesses, should prove successful in the interpretation of such light and shade as, for example, Turner painted into his pictures. Turner was engaged upon the series of pictures for his *Liber Studiorum* when he suddenly realised the value of mezzotint engraving. He consulted with Charles Turner, an eminent engraver, who afterwards executed twenty-three of the *Liber Studiorum* plates, and eventually decided to adopt a combination of etching with mezzotint for the reproduction of that famous series of pictures. The leading or essential lines of each picture were etched, probably by Turner himself, and the mezzotint added by other engravers.

It is perhaps to some extent true that prints from mezzo plates lack somewhat in dignity of effect and fidelity of representation. They are suggestive rather than representative; yet, when the character of the work is suitable, this lack of dignity is more than compensated for by the soft and harmonious effects of light and shade already referred to. The peculiar beauty and brilliancy of these effects, when artistically rendered, impart to the prints an alluring charm, which appeals to the inartistic as well as the accredited artistic eye.

The fact that Sir Joshua Reynolds, West, Romney, and other famous artists allowed their paintings to be reproduced by the mezzotint process, is sufficient proof of their appreciation of its power. It was, as already stated, to English engravers that mezzo engraving owed its development and fame as

a reproductive art, and for very many years after its invention it was practised chiefly in England and Holland. It is a remarkable fact that Germany, the birthplace of this art, had but a slight connection with its subsequent history; and equally remarkable that French engravers, who excelled in line engraving when mezzotint was at the zenith of its fame, should almost entirely neglect to appreciate its possibilities.

Another curious fact concerning mezzotint engraving is that it has ever been the art of the dilettanti. It was first of all invented by von Sigen, who followed the fine arts for pleasure rather than with any serious purpose. Prince Rupert brought it over to England with an enthusiastic, but certainly not a professional, interest, and at several periods of its history it has received encouragement and substantial help from like sources. One of the earliest and most ardent mezzo engravers in this country was Francis Place, a well-known Yorkshire country squire. H. Lutterel was another such exponent of the art. He was the first engraver to make any decided improvement in laying the ground. He evidently realised the importance of a good ground, and constructed a tool to ensure its evenness and regularity. Another Irishman, Captain Baillie, a retired cavalry officer, adopted a style of engraving similar to Rembrandt's, and copied some of that great artist's productions. He was one of the most enlightened art critics of his time.

A Modern Mezzo Engraver.—A brief outline

sketch of the life of Samuel Cousins, one of the most successful of modern mezzotint engravers, will form a fitting conclusion to this chapter.

Samuel Cousins was born in 1800. The story of his precociousness in artistic matters is certainly extraordinary. Sir Thomas Ackland, an enthusiastic patron of the fine arts, saw the boy Cousins standing before a picture dealer's window, and sketching with all the eagerness and verve of a born artist. Even while yet a child of eleven years his exceptional ability manifested itself, for he won the silver palette, presented by the Society of Arts, and again the silver medal when twelve years. His rapid progress, both as an artist and engraver, was undoubtedly due to the influence and encouragement of his patron and friend, Sir Thomas Ackland. He engraved about two hundred plates, including pictures by Reynolds, Lawrence, Landseer, and Millais. Cousins died in 1887, after a most brilliant and purposeful career.

CHAPTER VI

THE ENGRAVER'S TASK—INARTISTIC WORK—CONSTRUCTIVE ELEMENTS—OUTLINE—EXTRANEOUS MATTER—COMPOSITION—LIGHT AND SHADE—EXPRESSION—PERSPECTIVE—EXECUTION

“The highest art is undoubtedly that which is simplest and most perfect, which gives the experience of a lifetime by a few lines and touches.”

The Engraver's Task.—Engraving, by whatever process it may be accomplished, is not by any means a secondary art. Even when it descends to mere copying, which its commercial associations unfortunately encourage, it requires for its effective execution exceptional skill, unremitting patience, and a more than average degree of artistic feeling. It is almost impossible to appreciate the true value of the engraver's work without some consideration of the labour it entails. Each one of the multitudinous lines of an engraving is cut with a definite purpose and deliberate care, and may be operated upon again and again to increase the depth or width in various places. Even the dots of a stipple are not made in that aimless fashion which their appearance might at first suggest. A mechanical

effect is sedulously avoided, consequently each dot must be cut with scrupulous care, and may require two or three touches with the graver to produce the desired effect. The proportionate reduction of pictures for engraving also demands exquisite skill and accurate draughtsmanship in which the eye and hand of the artist may be distinctly traced.

Thus, by a laborious yet picturesque and harmonious interpretation of the artist's creations, the engraver renders their reproduction possible, widens the sphere of their interest and influence, and in many instances procures for them a world-wide reputation.

Such an art may be both erudite and comprehensive in its information, for it is executed with a purposeful patience which omits nothing, forgets nothing, and maintains a convincing directness of expression.

Outline, light and shade, variety of style and representation of surfaces, are all within the engraver's control, and a vast diversity of expression will be requisite for their realisation. It is quite within his power also to interpret the artist's thoughts as well as imitate his style, and this involves not only a judicious balancing of tone and texture, but a knowledge of the principles of art embodied in the picture—his copy.

Inartistic Work.—Owing to an insatiable craving for pictorial illustration, there is an ever-growing tendency on the part of the artist engraver to seek after sensational or entertaining effects which are

not artistic productions. Intensely interesting and attractive they may be, and yet signally deficient in the true elements of fine art. It is quite possible to make any art popular, however crude its conception and manifestation may be, so long as its expression is sufficiently striking or pleasing. Such products of the graver or brush may be elaborate compositions and effective forms of pictorial expression, inasmuch as they provide interesting information concerning past or current events. They may even possess a certain value as historical records, and yet not manifest that subtle power of suggestive beauty and intensity of thought which are *primá facie* evidences of masterly genius and artistic power. When the energy and skill of the artist are thus devoted to expressive delineation in place of artistic completeness, he becomes satisfied with an inferior degree of excellence, provided only that it pleases; and the result will almost assuredly be an incomplete, if not vitiated, production.

In these days of invention and advancement, when the resources of mankind are almost limitless, conditions of life favourable, and opportunities for the acquirement of knowledge and skill always abounding, there can surely be no valid excuse for this dead level mediocrity in the engraver's art,—a result which might possibly arise from the insidious fever of display, of notoriety, and of commercialism which is ever seeking fresh victims in this as in every other phase of human life and effort.

Constructive Elements.—An engraving may be an imitative or representative interpretation of a picture or drawing in *black* and *white*. In such an interpretation, whatever its character may be, integrity of form is of paramount importance, and essential to the attainment of any degree of excellence in engraving. It imparts to the work a distinctive character, and endows it with that delicacy and precision of execution for which engraving is so justly famous.

Outline.—In the early engravings the constructive element consisted almost entirely of pure outline, which was rarely monotonous, but frequently suggestive of form and character. Is it not almost marvellous, this suggestive power of outline, for is it not in reality but an imaginary boundary? An actual outline is a thing unknown in nature, and the very fact that it has its existence only in the imagination of the artist makes our reconciliation to it and our admiration of it the more wonderful. The astonishing elasticity of the human imagination makes it quite easy to fill in the details of a picture if only the outline be sufficiently suggestive. The primary function of the outline is, of course, to represent; but its secondary or suggestive purpose is scarcely of less importance, and can only be fully realised when the imagination is so stimulated as to perceive more than is actually exhibited. The completeness and truthfulness of the outline must be an engraver's first point. An art critic once stated that "He had finished the picture who

had finished the outline." To some extent such a statement may be perfectly true; but just as in elocution, or even in ordinary conversation, emphasis is requisite, so in pictorial art the emphasis of concise expression, modulation, and delicate or vigorous accentuation are equally necessary and effective.

Extraneous Matter.—In other words, an artist's ideas may be decisively portrayed in outline, yet for lack of suitable extraneous matter appear both crude and impoverished. The amount of characteristic form expressed by constructive elements in the drawing, other than the outlines, is strikingly illustrated in old German portrait engravings. They are simply overflowing with details of the most minute description. Nor can such details be regarded as altogether superfluous, for they each help to *build up* the character of the picture. In portrait engraving a mere likeness may easily be portrayed by a simple outline. Not so, however, with character. Considerable amplification will be necessary to show that; and this, perhaps, is the most difficult task of the engraver—to introduce a satisfactory amount of essential detail without detracting in any way from a pleasing general effect in the picture.

Composition.—In its broadest sense composition in graphic art refers to the putting together or combination of the various details into a pleasing and effective picture. It may comprise—(1) the choice of a subject; (2) the most effective moment

of its representation; (3) the choice of such circumstantial matter as will best intensify the interest of the picture, and enhance its artistic value. Nor is one part much less important than another, for interest in the subject must necessarily be influenced by effective grouping, and the choice of harmonious surrounding for both. It is in this that the *finesse* of the artist becomes available, and, by clever contrasts and agreeable combinations, enables him to emphasise the expressive power of his pictorial art.

Light and Shade.—The importance of light and shade in the composition of a picture is a fact too well established to require much further recognition here. If skilfully arranged and distributed it may in some measure compensate for any lack of cohesion in the design, and thus become a redeeming feature in what would otherwise prove to be an ineffective composition.

It is chiefly by a dexterous arrangement of light and shade that the artist engraver can produce a faithful and intelligible translation of his subject. It adds considerably to the force and vigour of pictures, and produces effects which please the eye and successfully appeal to the imagination.

There are, of course, other qualities and conditions which materially affect the engraver and his work, and these will now be briefly indicated.

Expression.—“Expression is the representation of an object agreeably to its nature and character, and the use or office it is intended to have in the

work." It is, in fact, the very essence of a picture. Without it there can be no character, no emotion, and therefore no faithful delineation.

Perspective.—Linear perspective in engraving represents the position or magnitude of the lines or contour of objects portrayed, and suggests their diminution in proportion to their distance from the eye.

Aërial perspective, on the other hand, represents the diminution of colour value of each object as it recedes from the eye. It is, in reality, a degradation of tone, suggesting the relative distances of objects. Either may be the direct product of light and shade as well as of accurate drawing.

Execution.—The execution of an engraving admits of almost any degree of variety—the display of individual skill, and knowledge of technique. Execution, as the term implies, is the direct result of individual dexterity; the ability to interpret colour, tone, and texture of a picture by an arrangement of lines of varying depth and fineness; the ability also to imitate, or even create, pictorial expression.

The work of the engraver, like many other phases of reproductive art, is a fruitful source of mannerisms; yet even these will produce excellent results if they create innovations which will be afterwards approved and recognised as healthy, independent, and entirely original methods.



FIG. 4.—Modern Wood Engraving.

“An interpretation of tone and texture by an arrangement of lines.”

*Block supplied by the London Electrotpe Agency Ltd.,
from the “Religious Tract Society.”*



CHAPTER VII

PHOTO "PROCESS" ENGRAVING — A PROGRESSIVE
PROCESS—COMMERCIAL AND ARTISTIC FEATURES
—“LINE” PROCESS—“HALF TONE”—ARTISTIC
RESTORATION — TRI-CHROMATOGRAPHY — PHOTO-
GRAVURE

“It is not knowledge itself which is power, but the ability to use and apply knowledge.”

A Progressive Process.—Photo process engraving is a method of graphic reproduction which comes into direct contact with art in its most popular phases.

It is a distinctly progressive process which possesses immense advantages and represents an effective and by no means inartistic aspect of the graphic arts. The lavish, and in many instances extravagant, employment of process engraving for purposes of pictorial illustration is a substantial proof of its popularity and illustrative value. It may not always reach a high standard of artistic realisation, but it is almost invariably realistic and attractive in its varied forms of representation.

The idea of pictorial illustration, whether as the

translation of an artistic conception or an actual representation of current events, has ever been a fascinating one; and its evolution, from a photo-mechanical standpoint, has been one unbroken record of remarkable progress.

To enter upon a detailed exposition of any of the many photo-mechanical processes is somewhat beyond the purpose of this short treatise, and to attempt anything but a full and comprehensive description on such lines would be both unwise and valueless. Let it suffice, then, to indicate their more salient points, their illustrative and artistic value, and the manner in which they may be most successfully applied.

Commercial and Artistic Features. — The commercial advantages of photo-engraving may be summed up in a very few words:—

1. The plates can be produced quickly and economically.

2. The impressions can be made at a high rate of speed, and in some of the processes without perceptible deterioration.

3. The prints will be more or less facsimiles of the original.

From an artistic point of view, photo-engraving possesses equally important features. It translates the artist's work with extraordinary facility and accuracy, retaining a satisfactory proportion of its expressive feeling, and reproducing subtleties of drawing and texture which it would be difficult, if not quite impossible, to obtain by any other pro-

cess. Of the many photo-mechanical engraving processes, all of which are more or less associated with pictorial illustration, three at least merit further consideration.

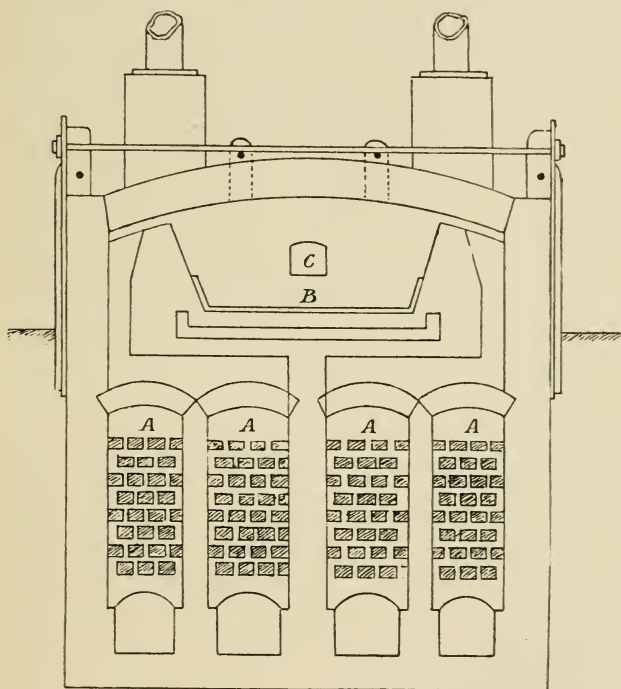


FIG. 5.—Cross Section of Cyanide Furnace.
The "Line Process."

(a) **The "Line" Process.**—The "line" process is applicable only to the reproduction of line drawings or prints, in which the design is represented

in simple black and white, with only such gradations of tone as may be suggested by lines or dots. For the reproduction of pen-and-ink drawings, it has found considerable favour with illustrators, and many even of the more conservative artists are compelled to appreciate its merits and acknowledge its value. An interesting account of the compulsory acceptance of process engraving by the famous illustrator "Du Maurier" is suggestive of at least one valuable peculiarity of this method of reproduction. Owing to failing sight, Du Maurier found it increasingly difficult to introduce into his drawings on the wood block that amount of detail which he considered necessary for the adequate expression of his ideas. Eventually he was compelled to make pen-and-ink drawings on a much larger scale than was his wont, and to have them reproduced as photo-line-blocks, the reduction being made as required.

(b) **Half Tone.**—"Half tone" process engraving, as distinguished from the "line" process, is the reproduction of a design or copy which has in its composition gradations of tone in the form of flat tints. Wash drawings and photographs present characteristic examples of such copies.

The true relative value of these medium or half tones can only be retained in the half tone engraving by breaking up the picture into most minute sections, and thereby producing a grain or series of dots of varying size and contiguity according to the requirements of the drawing. This grain or "screen" effect is produced by the interposition of



FIG. 6.—Process Engraving.

Block by the Arc Engraving Co. Ltd., London.



a network of finely ruled lines in the form of a screen between the lens and the sensitive plate when photographing. The optical principle involved is beyond the sphere of this work, but the effect produced is a matter of vital importance, and requires careful consideration.

The coarser the ruling of a screen, consistent of course with the class of work for which it is required, the more vigorous and consequently more effective the reproduction will appear. The variety of tones will be greater, and the textures will appear richer. Small prints are naturally subjected to a close inspection; the screen effect, therefore, should be less obtrusive than in larger ones. It may also be useful to know that a finely ruled screen will reproduce the minute details of a copy.

Artistic Restoration.—It is somewhat doubtful if the half tone engraving, pure and simple, would ever have any real artistic value for pictorial illustration but for some method of restoring those qualities which are so considerably reduced when copying a picture through the line screen. The pure half tone consists of a grain of varying gradations over the whole design. There are, therefore, no pure whites even in the highest lights. The use of the roulette and graver for accentuating light and shade is therefore not only permissible but decidedly advantageous, for the monotony of a mechanical grain is thereby relieved, and the print produced will be an effective and accurate translation of the artistic sketch.

“A true half tone will be best obtained by not relying entirely on the mechanical means, but assisting them with some hand work, either in the shape of re-etching or engraving, or both.”

The application of hand engraving to photo-mechanical work has been chiefly due to American process workers, who applied the technique of the wood engraver's art to the amplification of their half tone blocks.

Tri-chromatography.—The “Three Colour Process” is more or less an application of half tone engraving to chromo-typography. The colours, each in their relative value, are produced by purely photo-mechanical methods—the colours of the original copy being dissected by means of specially prepared colour screens. Half tone blocks are made from each of the three negatives, and superimposed in accurate register in the subsequent printing, when, of course, the primary colours, red, blue, and yellow, are used.

The process possesses brilliant and effective illustrative power, offers ample scope for the ingenuity and manipulative skill of artist, engraver, and printer, and promises well-nigh unlimited possibilities as a medium of pictorial expression.

(c) **Photogravure.**—Photogravure may be very briefly described. It is a photo-mechanical process, in which rich, soft tones of surpassing delicacy and undeniably artistic effect are striking peculiarities. Unlike “line” and “half tone” engraving, it is an intaglio process, in which the printer as well as

the etcher must possess a profound artistic perception.

A polished copper plate is grained by dusting resin or asphalt powder on its surface, and afterwards fixing it by the application of heat. A *tissue* negative print is made, squeezed on to the grained plate, and developed in the usual way. The plate is etched through the tissue. The action of the etching mordant—perchloride of iron—being in exact proportion to the light and shade of the developed print.

The printing is a necessarily slow, and therefore costly, item. This limitation to their production, however, enhances the value of photogravure prints.

Ink Photo.—What is known as the ink photo process of reproduction is interesting chiefly on account of the remarkable fidelity with which engravings of the finest and most intricate texture can be reproduced by its agency. It is essentially a photo-mechanical process, but differs from others of a similar character, inasmuch as the vigour and expressive power of the original is to a considerable extent preserved. Colour values also, as far as they can be expressed by the engraver's art (see p. 11), are reproduced by ink photo methods with surprising accuracy, and the intensity of impression, that peculiar feature of prints from engraved plates, is almost invariably well sustained. A careful criticism of the appended illustration and frontispiece done, this process will reveal many other interesting points of practical value.

CHAPTER VIII

APPRECIATIVE CRITICISM — AN EDUCATIVE PRINCIPLE — AN ANALYSIS — REALISM IN ART — A RETROSPECT

“Yet when we have said all our fine things about the arts, we must end in a frank confession that the arts, as we know them, are but initial. He has conceived meanly of the resources of man who believes that the best age of production is past.”

Appreciative Criticism.—The art of engraving, and particularly wood engraving, has fully justified its existence, and the eminently popular position which it has long held amongst the fine arts of the world. Through the medium of the pictorial press it has diffused a knowledge of the noblest principles of art, and has ever exerted a refining influence even over inartistic minds. For this reason the lack of knowledge concerning some of the essential qualities of engraving as a pictorial art is somewhat remarkable. Even more so when it is considered that never before in the history of the world has such a wealth of illustrative art been produced and brought well within the reach of its humblest patrons.

It is perhaps too much to expect, nor is it at all desirable, that individual preference should be moulded to one common and fixed standard. To some minds the picturesque, though perhaps undignified paintings of the old Dutch masters, would appeal with greater success than the wondrous light and shade of Turner's pictures. Or, again, the astonishing technicalities and intricacies of German wood engraving may stir up a deeper interest and enthusiasm than the simple yet expressive productions of Thomas Bewick. Yet such a difference of opinion may exist only in individual appreciation or taste. The appreciative faculties in mankind are in the main identical.

An Educative Principle.—There is in human life an omnipotent and omniscient educative principle which may, to some extent at least, be rendered subservient to the human will, but which in other respects is as certain in its results and impulses as the course of the planets.

Those who surround themselves with the beautiful in Nature and in Art, whose minds are constantly in communion with the grand and noble purposes they suggest, are infinitely more sensible to their manifold beauties than those of their fellows who persistently disregard, and even repel, artistic influences. Their appreciation of the full significance of any artistic production is deeper, more sincere, and more equable than is that of those who neglect the aspirations of the finer fibres of their beings, and thus allow their higher faculties to become blunted, and their

judgments warped. "Verily unto him that hath shall be given," etc.

The most independent and most penetrative imagination is not by any means a free agent. Environment, mental culture, and natural temperament are each controlling influences of variable power; yet there is much truth in the philosophy which declares that "It is as easy to excite the intellectual faculties as the limbs to useful action."

The Artist's Purpose.—A misconception of the artist's aim almost invariably leads to a condemnation of his work. First of all discover his purpose, and then decide upon the success or non-success of his conceptions. The *style* of their execution, *i.e.* the manner in which various surfaces and textures are reproduced, is but a means to an end. It is infinitely easier to assimilate a style once its objective has been clearly comprehended.

An Analysis.—For obvious reasons, then, an analysis of the merits and demerits of the engraver's art is not always a simple matter. His work may be an acceptable pictorial record, though not in any sense a picture from an artistic point of view. On the other hand, it may possess artistic qualities in abundance, and yet be far from a truthful record of an incident or scene.

Realism in Art.—It is frequently claimed for graphic art that when it cannot faithfully imitate it is permissible for it to interpret. Quite so; and it is in just such a light that engraving is or ought to be regarded. A picture, whether illus-

trating a story or recording an artistic impression, is never so great as when it enchants the imagination with an ideal presence. Absolute realism is not always desirable either in pictorial art or pictorial expression. No matter how realistic it may be, it is a doubtful gain to introduce into the composition of a picture a mass of detail which might only prove disconcerting, and distract attention from the main issues of the subject. The partial or complete isolation of a central idea often adds to the vigour and general effectiveness of the whole. Rarely, indeed, does it render it less picturesque. After all, it is not Nature so much as Nature's expression which should be represented. Its infinity of secondary effects, its superabundance of detail, may, often with advantage, be left out.

A Retrospect.—While in this critical mood, it may be worth while noting that the sincere and painstaking work of the old-time engravers is deserving of some praise and an ever tolerant criticism. It manifests incongruities and exaggerated metaphors which are at times painfully unconventional or grotesque, yet they have a directness of representation which admits of no doubt as to their meaning, and bear few traces of a perfunctory art.

“Our arts are happy hits. We are like the musician on the lake whose melody is sweeter than he knows, or like a traveller surprised by a mountain echo whose trivial word returns to him in romantic thunders.”—EMERSON.

INDEX

- Ackland, Sir Thomas, 47.
Analysis, 68.
Ancient drawings, 1.
Antiquity of engraving, 2.
Apocalypsis sue Historia, 7.
Art representative, 3.
Artistic purpose, 68.
 ,, restoration, 63.
Arundel, Duke of, 41.
Assyrian antiquities, 4.
Andran family, 4.
- Baillie, Captain, 46.
Baldine, Baccio, 20.
Bewick, Thomas, 9, 67.
Biblia Pauperum, 7.
Block books, 6.
Botticelli, Sandio, 20.
- Cave dwellings, 1.
Caxton, William, 26.
Character, building up of, 52.
Chinese playing cards, 5.
Clever contrasts, 53.
Colour dissection, 64.
Commercial advantages, 13.
Comparisons, 12, 13.
Composition, 52, 53.
Concise expression, 52.
Constructive elements, 51.
Controlling influences, 68.
Cousins, Samuel, 47.
Criticism, appreciative, 66.
- Dallaway, 26.
Dante, 20.
Degradation of tone, 54.
Details, combination of, 52.
Du Maurier, 60.
Durer, Albert, 8, 21, 24, 40.
Dutch masters, 67.
- Educative principle, 67.
Egyptian monuments, 4.
Emerson, 1, 5, 69.
Engravers, early, 20.
 ,, interpretation, 49.
 ,, task, 48.
Engraving, English, 26.
Etching, 38.
 ,, Dutch records, 38, 39.
 ,, a summary, 40.
 ,, description, 39.
 ,, a stenography, 40.
 ,, pictorial and artistic value, 40.
 ,, light and shade in, 41.
Etchings, Hollar's, 41.
Evolution theory, 2.
Execution, 54.
Expression, 53.
Extraneous matter, 52.
- Finiguerra, 18, 19, 21.
Formschneider, 7.
French engravers, 46.
 ,, engraving, 23.

- Gainsborough, 43.
 Gemeni, Thomas, 26, 27.
 German wood engraving, 6, 67.
 " engravers, 22.
 " portraits, 52.
 Gilray, James, 33.
 Goldsmith's *Deserted Village*, 33.
 Goltzius, Henry, 24.
 Greek art, 4.
 Gutenberg, 21.

 Half tone process engraving, 60,
 61, 62.
 Heath, James, 36.
 Hieroglyphic figures, 4.
Historia Virginis, 7.
 Historical records, 3, 50.
 Hogarth, 28, 31, 32.
 Hogenberg, Remigus, 27.
 Holbein, Hans, 8.
 Houbraken, 28.
 Hound, The, 9.
 Hudibras, 31.

 Illustrator, The, 14.
 Imaginary boundary, An, 51.
 Imaginative instinct, 20.
 " symbolism, 22.
 Inartistic work, 49.
 Inception of engraving, 1.
 Incised drawings, 1, 2.
 Intermediary values, 13.
 Ink photo, 65.
 " " expressive power, 65.
 " " intensity of, 65.
 Italian art, 22.
 " engraving, 22.
 " Niello, 18.

 Jacobite sympathies, 32.
 Justification, A, 66.

 Kartenmacher, 7.
 King of Terrors, The, 9.

 Lalanne, 38.
 Landscape engraving, 36.
 Landseer, 35, 36, 47.

 Lawrence, 35, 47.
 Lewis, F. C., 35.
 Leyden, Lucas van, 24.
 Light and shade, 53.
 Line process engraving, 59, 60.
 Litzelburger, Hans, 9.
 Louis XIV., 23.
 Ludwig, von Sigen, 42.
 Lutterell, 46.

 Mannerisms, 22, 54.
 Mantegna, Andrea, 20.
 Merchant marks, 6.
 Metal engraving, 9.
 " " invention of, 18.
 " " another account,
 19.
 Mezzotint engraving, invention,
 42, 43.
 " " qualities,
 43, 44.
 " " popularised,
 43, 44.
 " " described,
 44.
 Movable types, 7.

 National characteristics, 21.
 Nation's progress, mirror of, 4.
 Nature's expression, 69.
 Neolithic period, 3.
 New Testament, 8.
 Northcote's pictures, 33.
 Nuremberg records, 7.

 Outline, 49, 51-52.
 Ornamental engraving, 18.

 Palæolithic period, 3.
 Parker, Archbishop, 27.
 Passe family, 27.
 Payne, John, 28.
 Perspective, 24.
 " aërial, 54.
 " linear, 54.
 Photo process, 57.
 Photogravure, artistic features, 64.
 " description, 65.

- Photogravure, pictorial cards, 7.
 Place, Francis, 46.
 Pope's villa, 35.
 Prehistoric artistic power, 3.
 " art, purpose of, 3.
 Primeval engraver, 3.
 " man, 1.
 Prince Rupert, 43, 46.
 Process engraving, amplification
 of, 64.
 " " artistic, 58.
 " " commercial
 features, 58.
 " " value of, 57, 58.
 Progressive review, 23.
 " process, 57, 58.
 Pye, John, 35.

 Queen Elizabeth, 27.

 Raimbach, 34, 35.
 Raimondi, Marc Antonio, 21.
 Raphael, 21.
 Realism, 68, 69.
 Religious illustrations, 7.
 Rembrandt, 24.
 Rembrandt's influence, 41.
 Renaissance, 19.
 Retrospect, 69.
 Reynolds, 34, 43.
 Rock, Jerome, 8.
 Romney, 45.
 Royal Sovereign, 28.

 Screen effect, 60, 61.
 Society of Arts, 47.
Speculum Humane Salvationis, 7.
 Stipple engraving, 33.

 Strange, Robert, 32, 33.
 Style, 68.
 Symbolic figures, 4.

 Technique, 22, 23.
 Thirteenth century documents, 6.
 Three colour process, 64.
 Tone and texture, 49.
 Translation, 17.
 Tri-chromatography, 64.
 Turk's Head, 34.
 Turner, 35, 36, 37, 45, 67.

 Untutored art, 2.

 Vallerant Valliant, 43.
 Venetian navigators, 5.
 Vertue, 28.
 Vesalius, 26.

 Walpole, Horace, 28, 30.
 West, 34, 45.
 Wilkie, David, 35.
 Wilson, 34.
 Wood blocks, 5.
 Wood engraving, 5.
 " " combination of
 lines, 14.
 " " justification of,
 13.
 " " power of real-
 isation, 14.
 " " pictorial and
 artistic effects,
 14.
 " " renaissance, 9.
 " " variety of tex-
 ture, 14.



Catalogue

OF

Special Technical Works

FOR

MANUFACTURERS, STUDENTS, AND TECHNICAL
SCHOOLS

BY EXPERT WRITERS

INDEX TO SUBJECTS.

	PAGE		PAGE		PAGE
Agricultural Chemistry	10	Dyeing Marble	30	Petroleum	6
Air, Industrial Use of	11	Dyeing Woollen Fabrics	22	Pigments, Chemistry of	2
Alum and its Sulphates	9	Dyers' Materials	23	Plumbers' Work	27
Ammonia	9	Dye-stuffs	23	Porcelain Painting	18
Aniline Colours	3	Enamelling Metal	19, 20	Pottery Clays	16
Animal Fats	6	Enamels	18	Pottery Manufacture	14
Anti-corrosive Paints	4	Engraving	31	Power-loom Weaving	20
Architecture, Terms in	30	Essential Oils	7	Preserved Foods	30
Architectural Pottery	16	Evaporating Apparatus	26	Printing Inks	3
Artificial Perfumes	7	External Plumbing	27	Recipes for Oilmen, etc.	3
Balsams	10	Fats	5, 6	Resins	10
Bleaching	23	Faults in Woollen Goods	21	Risks of Occupations	12
Bone Products	8	Gas Firing	26	Rivetting China, etc.	16
Bookbinding	31	Glass-making Recipes	17	Scheele's Essays	9
Brick-making	15, 16	Glass Painting	18	Sealing Waxes	11
Burnishing Brass	27	Glue Making and Testing	8	Silk Dyeing	23
Carpet Yarn Printing	21	Greases	5	Silk Throwing	19
Ceramic Books	14, 15	History of Staffs Potteries	17	Smoke Prevention	25
Charcoal	8	Hops	28	Soaps	7
Chemical Essays	9	Hot-water Supply	28	Spinning	20
Chemistry of Pottery	17	India-rubber	13	Staining Marble, and Bone	30
Chemistry of Dye-stuffs	23	Inks	3, 11	Steam Drying	11
Clay Analysis	16	Iron-corrosion	4	Sugar Refining	31
Coal-dust Firing	26	Iron, Science of	26	Steel Hardening	26
Colour Matching	21	Japanning	28	Sweetmeats	30
Colliery Recovery Work	25	Lacquering	27	Terra-cotta	16
Colour-mixing for Dyers	21	Lake Pigments	3	Testing Paint Materials	4
Colouring Pottery	15	Lead and its Compounds	11	Testing Yarns	20
Colour Theory	22	Leather Industry	13	Textile Fabrics	20
Combing Machines	24	Leather-working Materials	14	Textile Materials	19, 20
Compounding Oils	6	Lithography	31	Timber	29
Condensing Apparatus	26	Lubricants	5, 6	Varnishes	4
Cosmetics	7	Manures	8, 10	Vegetable Fats	7
Cotton Dyeing	22	Mineral Pigments	2	Waste Utilisation	10
Cotton Spinning	24	Mine Ventilation	25	Water, Industrial Use	12
Damask Weaving	20	Mine Haulage	25	Water-proofing Fabrics	32
Dampness in Buildings	29	Oil and Colour Recipes	3	Weaving Calculations	32
Decorators' Books	28	Oil Boiling	4	Wood Waste Utilisation	29
Decorative Textiles	20	Oils	5	Wood Dyeing	30
Dental Metallurgy	27	Ozone, Industrial Use of	12	Wool Dyeing	22
Dictionary of Paint Ma-		Paint Manufacture	2	Writing Inks	11
terials	3	Paint Materials	3	X-Ray Work	13
Drying Oils	5	Paint-material Testing	4	Yarn Testing	20
Drying with Air	11	Paper-pulp Dyeing	18		

SCOTT, GREENWOOD & CO.,
19 LUDGATE HILL, LONDON, E.C.

Tel. Address: "PRINTERIES, LONDON".

Tel. No. 5403, Bank

Paints, Colours and Printing Inks.

THE CHEMISTRY OF PIGMENTS. By ERNEST J. PARRY, B.Sc. (Lond.), F.I.C., F.C.S., and J. H. COSTE, F.I.C., F.C.S. Demy 8vo. Five Illustrations. 285 pp. 1902. Price 10s. 6d.; India and Colonies, 11s.; Other Countries, 12s.; strictly net.

Contents.

Introductory. Light—White Light—The Spectrum—The Invisible Spectrum—Normal Spectrum—Simple Nature of Pure Spectral Colour—The Recomposition of White Light—Primary and Complementary Colours—Coloured Bodies—Absorption Spectra—**The Application of Pigments.** Uses of Pigments: Artistic, Decorative, Protective—Methods of Application of Pigments: Pastels and Crayons, Water Colour, Tempera Painting, Fresco, Encaustic Painting, Oil-colour Painting, Ceramic Art, Enamel, Stained and Painted Glass, Mosaic—**Inorganic Pigments.** White Lead—Zinc White—Enamel White—Whitening—Red Lead—Litharge—Vermilion—Royal Scarlet—The Chromium Greens—Chromates of Lead, Zinc, Silver and Mercury—Brunswick Green—The Ochres—Indian Red—Venetian Red—Siennas and Umbers—Light Red—Cappagh Brown—Red Oxides—Mars Colours—Terre Verte—Prussian Brown—Cobalt Colours—Cœruleum—Smalt—Copper Pigments—Malachite—Bremen Green—Scheele's Green—Emerald Green—Verdigris—Brunswick Green—Non-arsenical Greens—Copper Blues—Ultramarine—Carbon Pigments—Ivory Black—Lamp Black—Bistre—Naples Yellow—Arsenic Sulphides: Orpiment, Realgar—Cadmium Yellow—Vandyck Brown—**Organic Pigments.** Prussian Blue—Natural Lakes—Cochineal—Carmine—Crimson—Lac Dye—Scarlet—Madder—Alizarin—Campeachy—Quercitron—Rhamnus—Brazil Wood—Alkanet—Santal Wood—Archil—Coal-tar Lakes—Red Lakes—Alizarin Compounds—Orange and Yellow Lakes—Green and Blue Lakes—Indigo—Dragon's Blood—Gamboge—Sepia—Indian Yellow, Puree—Bitumen. Asphaltum, Mummy—**Index.**

THE MANUFACTURE OF PAINT. A Practical Handbook for Paint Manufacturers, Merchants and Painters. By J. CRUICKSHANK SMITH, B.Sc. Demy 8vo. 1901. 200 pp. Sixty Illustrations and One Large Diagram. Price 7s. 6d.; India and Colonies, 8s.; Other Countries, 8s. 6d.; strictly net.

Contents.

Preparation of Raw Material—Storing of Raw Material—Testing and Valuation of Raw Material—Paint Plant and Machinery—The Grinding of White Lead—Grinding of White Zinc—Grinding of other White Pigments—Grinding of Oxide Paints—Grinding of Staining Colours—Grinding of Black Paints—Grinding of Chemical Colours—Yellows—Grinding of Chemical Colours—Blues—Grinding Greens—Grinding Reds—Grinding Lakes—Grinding Colours in Water—Grinding Colours in Turpentine—The Uses of Paint—Testing and Matching Paints—Economic Considerations—Index.

THE MANUFACTURE OF MINERAL AND LAKE PIGMENTS. Containing Directions for the Manufacture of all Artificial, Artists and Painters' Colours, Enamel, Soot and Metallic Pigments. A Text-book for Manufacturers, Merchants, Artists and Painters. By Dr. JOSEF BERSCH. Translated by A. C. WRIGHT, M.A. (Oxon.), B.Sc. (Lond.). Forty-three Illustrations. 476 pp., demy 8vo. 1901. Price 12s. 6d.; India and Colonies 13s. 6d.; Other Countries, 15s.; strictly net.

Contents.

Introduction—Physico-chemical Behaviour of Pigments—Raw Materials Employed in the Manufacture of Pigments—Assistant Materials—Metallic Compounds—The Manufacture of Mineral Pigments—The Manufacture of White Lead—Enamel White—Washing Apparatus—Zinc White—Yellow Mineral Pigments—Chrome Yellow—Lead Oxide Pigments—Other Yellow Pigments—Mosaic Gold—Red Mineral Pigments—The Manufacture of Vermilion—Antimony Vermilion—Ferric Oxide Pigments—Other Red Mineral Pigments—Purple of Cassius—Blue Mineral Pigments—Ultramarine—Manufacture of Ultramarine—Blue Copper Pigments—Blue Cobalt Pigments—Smalts—Green Mineral Pigments—Emerald Green—Verdigris—Chromium Oxide—Other Green Chromium Pigments—Green Cobalt Pigments—Green Manganese Pigments—Compounded Green Pigments—Violet Mineral Pigments—Brown Mineral Pigments—Brown Decomposition Products—Black Pigments—Manufacture of Soot Pigments—Manufacture of Lamp Black—The Manufacture of Soot Black

without Chambers—Indian Ink—Enamel Colours—Metallic Pigments—Bronze Pigments—Vegetable Bronze Pigments.

PIGMENTS OF ORGANIC ORIGIN—Lakes—Yellow Lakes—Red Lakes—Manufacture of Carmine—The Colouring Matter of Lac—Safflower or Carthamine Red—Madder and its Colouring Matters—Madder Lakes—Manjit (Indian Madder)—Lichen Colouring Matters—Red Wood Lakes—The Colouring Matters of Sandal Wood and Other Dye Woods—Blue Lakes—Indigo Carmine—The Colouring Matter of Log Wood—Green Lakes—Brown Organic Pigments—Sap Colours—Water Colours—Crayons—Confectionery Colours—The Preparation of Pigments for Painting—The Examination of Pigments—Examination of Lakes—The Testing of Dye-Woods—The Design of a Colour Works—Commercial Names of Pigments—Appendix: Conversion of Metric to English Weights and Measures—Centigrade and Fahrenheit Thermometer Scales—Index.

DICTIONARY OF CHEMICALS AND RAW PRODUCTS USED IN THE MANUFACTURE OF PAINTS, COLOURS, VARNISHES AND ALLIED PREPARATIONS. By GEORGE H. HURST, F.C.S. Demy 8vo. 380 pp. 1901. Price 7s. 6d.; India and Colonies, 8s.; Other Countries, 8s. 6d.; strictly net.

THE MANUFACTURE OF LAKE PIGMENTS FROM ARTIFICIAL COLOURS. By FRANCIS H. JENNISON, F.I.C., F.C.S. Sixteen Coloured Plates, showing Specimens of Eighty-nine Colours, specially prepared from the Recipes given in the Book. 136 pp. Demy 8vo. 1900. Price 7s. 6d.; India and Colonies, 8s.; Other Countries, 8s. 6d.; strictly net.

Contents.

The Groups of the Artificial Colouring Matters—The Nature and Manipulation of Artificial Colours—Lake-forming Bodies for Acid Colours—Lake-forming Bodies' Basic Colours—Lake Bases—The Principles of Lake Formation—Red Lakes—Orange, Yellow, Green, Blue, Violet and Black Lakes—The Production of Insoluble Azo Colours in the Form of Pigments—The General Properties of Lakes Produced from Artificial Colours—Washing, Filtering and Finishing—Matching and Testing Lake Pigments—Index.

RECIPES FOR THE COLOUR, PAINT, VARNISH, OIL, SOAP AND DRY-SALTERY TRADES. Compiled by AN ANALYTICAL CHEMIST. 350 pp. 1902. Demy 8vo. Price 7s. 6d.; India and British Colonies, 8s.; Other Countries, 8s. 6d.; strictly net.

Contents.

Pigments or Colours for Paints, Lithographic and Letterpress Printing Inks, etc.—Mixed Paints and Preparations for Paint-making, Painting, Lime-washing, Paperhanging, etc.—Varnishes for Coach-builders, Cabinetmakers, Wood-workers, Metal-workers, Photographers, etc.—Soaps for Toilet, Cleansing, Polishing, etc.—Perfumes—Lubricating Greases, Oils, etc.—Cements, Pastes, Glues and Other Adhesive Preparations—Writing, Marking, Endorsing and Other Inks—Sealing-wax and Office Requisites—Preparations for the Laundry, Kitchen, Stable and General Household Uses—Disinfectant Preparations—Miscellaneous Preparations—Index.

OIL COLOURS AND PRINTING INKS. By LOUIS EDGAR ANDÉS. Translated from the German. 215 pp. Crown 8vo. 56 Illustrations. 1903. Price 5s.; India and British Colonies, 5s. 6d.; Other Countries, 6s.; strictly Net.

Contents.

Linseed Oil—Poppy Oil—Mechanical Purification of Linseed Oil—Chemical Purification of Linseed Oil—Bleaching Linseed Oil—Oxidizing Agents for Boiling Linseed Oil—Theory of Oil Boiling—Manufacture of Boiled Oil—Adulterations of Boiled Oil—Chinese Drying Oil and Other Specialities—Pigments for House and Artistic Painting and Inks—Pigment for Printers' Black Inks—Substitutes for Lampblack—Machinery for Colour Grinding and Rubbing—Machines for mixing Pigments with the Vehicle—Paint Mills—Manufacture of House Oil Paints—Ship Paints—Luminous Paint—Artists' Colours—Printers' Inks—VEHICLES—Printers' Inks:—PIGMENTS and MANUFACTURE—Index.

(See also *Writing Inks*, p. 11.)

SIMPLE METHODS FOR TESTING PAINTERS' MATERIALS. By A. C. WRIGHT, M.A. (Oxon.), B.Sc. (Lond.). Crown 8vo. 160 pp. 1903. Price 5s.; India and British Colonies, 5s. 6d.; Other Countries, 6s.; strictly Net.

Contents.

Necessity for Testing—Standards—Arrangement—The Apparatus—The Reagents—Practical Tests—Dry Colours—Stiff Paints—Liquid and Enamel Paints—Oil Varnishes—Spirit Varnishes—Driers—Putty—Linseed Oil—Turpentine—Water Stains—The Chemical Examination—Dry Colours and Paints—White Pigments and Paints—Yellow Pigments and Paints—Blue Pigments and Paints—Green Pigments and Paints—Red Pigments and Paints—Brown Pigments and Paints—Black Pigments and Paints—Oil Varnishes—Linseed Oil—Turpentine.

IRON - CORROSION, ANTI - FOULING AND ANTI-CORROSIVE PAINTS. Translated from the German of LOUIS EDGAR ANDÉS. Sixty-two Illustrations. 275 pp. Demy 8vo. 1900. Price 10s. 6d.; India and Colonies, 11s.; Other Countries, 12s.; strictly net.

Contents.

Iron-rust and its Formation—Protection from Rusting by Paint—Grounding the Iron with Linseed Oil, etc.—Testing Paints—Use of Tar for Painting on Iron—Anti-corrosive Paints—Linseed Varnish—Chinese Wood Oil—Lead Pigments—Iron Pigments—Artificial Iron Oxides—Carbon—Preparation of Anti-corrosive Paints—Results of Examination of Several Anti-corrosive Paints—Paints for Ship's Bottoms—Anti-fouling Compositions—Various Anti-corrosive and Ship's Paints—Official Standard Specifications for Ironwork Paints—Index.

THE TESTING AND VALUATION OF RAW MATERIALS USED IN PAINT AND COLOUR MANUFACTURE. By M. W. JONES, F.C.S. A Book for the Laboratories of Colour Works. 88 pp. Crown 8vo. 1900. Price 5s.; India and Colonies, 5s. 6d.; Other Countries, 6s.; strictly net.

Contents.

Aluminium Compounds—China Clay—Iron Compounds—Potassium Compounds—Sodium Compounds—Ammonium Hydrate—Acids—Chromium Compounds—Tin Compounds—Copper Compounds—Lead Compounds—Zinc Compounds—Manganese Compounds—Arsenic Compounds—Antimony Compounds—Calcium Compounds—Barium Compounds—Cadmium Compounds—Mercury Compounds—Ultramarine—Cobalt and Carbon Compounds—Oils Index.

STUDENTS' MANUAL OF PAINTS, COLOURS, OILS AND VARNISHES. By JOHN FURNELL. Crown 8vo. 10 Illustrations. *[In the Press.]*

Contents.

Plant—Chromes—Blues—Greens—Earth Colours—Blacks—Reds—Lakes—Whites—Painters' Oils—Turpentine—Oil Varnishes—Spirit Varnishes—Liquid Paints—Enamel Paints.

Varnishes and Drying Oils.

THE MANUFACTURE OF VARNISHES, OIL REFINING AND BOILING, AND KINDRED INDUSTRIES. Translated from the French of ACH. LIVACHE, Ingénieur Civil des Mines. Greatly Extended and Adapted to English Practice, with numerous Original Recipes by JOHN GEDDES MCINTOSH. 27 Illustrations. 400 pp. Demy 8vo. 1899. Price 12s. 6d.; India and Colonies, 13s. 6d.; Other Countries, 15s.; strictly net.

Contents.

Resins—Solvents: Natural, Artificial, Manufacture, Storage, Special Use—Colouring: Principles, Vegetable, Coal Tar, Coloured Resinates, Coloured Oleates and Linoleates—Gum Running: Melting Pots, Mixing Pans—Spirit Varnish Manufacture: Cold Solution Plant, Mechanical Agitators, Storage Plant—Manufacture, Characteristics and Uses of the Spirit Varnishes—Manufacture of Varnish Stains—Manufacture of Lacquers—Manufacture of Spirit Enamels—Analysis of Spirit Varnishes—Physical and Chemical Constants of Resins—Table of Solubility of Resins in different Menstrua—Systematic qualitative Analysis of Resins, Hirschop's tables—Drying Oils—Oil Refining: Processes—Oil Boiling—Driers—Liquid Driers—Solidified Boiled Oil—Manufacture of Linoleum—Manufacture of India Rubber Substitutes—Printing Ink Manufacture—Lithographic Ink Manufacture—Manufacture of Oil Varnishes—Running and Special Treatment of Amber, Copal, Kauri, Manilla—Addition of Oil to Resin—Addition of Resin to Oil—Mixed Processes—Solution in Cold of previously Fused Resin—Dissolving Resins in Oil, etc., under pressure—Filtration—Clarification—Storage—Ageing—Coachmakers' Varnishes and Japans—Oak Varnishes—Japanners' Stoving Varnishes—Japanners' Gold Size—Brunswick Black—Various Oil Varnishes—Oil-Varnish Stains—Varnishes for "Enamels"—India Rubber Varnishes—Varnishes Analysis: Processes, Matching—Faults in Varnishes: Cause, Prevention—Experiments and Exercises.

DRYING OILS, BOILED OIL AND SOLID AND LIQUID DRIERS. By L. E. ANDÉS. Expressly Written for this Series of Special Technical Books, and the Publishers hold the Copyright for English and Foreign Editions. Forty-two Illustrations. 342 pp. 1901. Demy 8vo. Price 12s. 6d.; India and Colonies, 13s. 6d.; Other Countries, 15s.; strictly net.

Contents.

Properties of the Drying Oils; Cause of the Drying Property; Absorption of Oxygen; Behaviour towards Metallic Oxides, etc.—The Properties of and Methods for obtaining the Drying Oils—Production of the Drying Oils by Expression and Extraction; Refining and Bleaching; Oil Cakes and Meal; The Refining and Bleaching of the Drying Oils; The Bleaching of Linseed Oil—The Manufacture of Boiled Oil; The Preparation of Drying Oils for Use in the Grinding of Paints and Artists' Colours and in the Manufacture of Varnishes by Heating over a Fire or by Steam, by the Cold Process, by the Action of Air, and by Means of the Electric Current; The Driers used in Boiling Linseed Oil; The Manufacture of Boiled Oil and the Apparatus therefor; Livache's Process for Preparing a Good Drying Oil and its Practical Application—The Preparation of Varnishes for Letterpress, Lithographic and Copperplate Printing, for Oilcloth and Waterproof Fabrics; The Manufacture of Thickened Linseed Oil, Burnt Oil, Stand Oil by Fire Heat, Superheated Steam, and by a Current of Air—Behaviour of the Drying Oils and Boiled Oils towards Atmospheric Influences, Water, Acids and Alkalies—Boiled Oil Substitutes—The Manufacture of Solid and Liquid Driers from Linseed Oil and Rosin; Linolic Acid Compounds of the Driers—The Adulteration and Examination of the Drying Oils and Boiled Oil.

Oils, Fats, Soaps and Perfumes.

LUBRICATING OILS, FATS AND GREASES: Their Origin, Preparation, Properties, Uses and Analyses. A Handbook for Oil Manufacturers, Refiners and Merchants, and the Oil and Fat Industry in General. By GEORGE H. HURST, F.C.S. Second Revised and Enlarged Edition. Sixty-five Illustrations. 317 pp. Demy 8vo. 1902. Price 10s. 6d.; India and Colonies, 11s.; Other Countries, 12s.; strictly net.

Contents.

Introductory. Oils and Fats, Fatty Oils and Fats, Hydrocarbon Oils, Uses of Oils—**Hydrocarbon Oils.** Distillation, Simple Distillation, Destructive Distillation, Products of Distillation, Hydrocarbons, Paraffins, Olefins, Naphthenes—**Scotch Shale Oils.** Scotch Shales, Distillation of Scotch Oils, Shale Retorts, Products of Distilling Shales, Separating Products, Treating Crude Shale Oil, Refining Shale Oil, Shale Oil Stills, Shale Naphtha Burning Oils, Lubricating Oils, Wax—**Petroleum.** Occurrence, Geology, Origin, Composition, Extraction, Refining, Petroleum Stills, Petroleum Products, Cylinder Oils, Russian Petroleum, Deblooming Mineral Oils—**Vegetable and Animal Oils.** Introduction, Chemical Composition of Oils and Fats, Fatty Acids, Glycerine, Extraction of Animal and Vegetable Fats and Oils, Animal Oils, Vegetable Oils, Rendering, Pressing, Refining, Bleaching, Tallow,

Tallow Oil, Lard Oil, Neatsfoot Oil, Palm Oil, Palm Nut Oil, Coconut Oil, Castor Oil, Olive Oil, Rape and Colza Oils, Arachis Oil, Niger Seed Oil, Sperm Oils, Whale Oil, Seal Oil, Brown Oils, Lardine, Thickened Rape Oil—**Testing and Adulteration of Oils.** Specific Gravity, Alkali Tests, Sulphuric Acid Tests, Free Acids in Oils, Viscosity Tests, Flash and Fire Tests, Evaporation-Tests, Iodine and Bromide Tests, Elaidin Test, Melting Point of Fat, Testing Machines—**Lubricating Greases.** Rosin Oil, Anthracene Oil, Making Greases, Testing and Analysis of Greases—**Lubrication.** Friction and Lubrication, Lubricant, Lubrication of Ordinary Machinery, Spontaneous Combustion of Oils, Stainless Oils, Lubrication of Engine Cylinders, Cylinder Oils—**Appendices.** A. Table of Baume's Hydrometer—B. Table of Thermometric Degrees—C. Table of Specific Gravities of Oils—**Index**

TECHNOLOGY OF PETROLEUM: Oil Fields of the World—Their History, Geography and Geology—Annual Production and Development—Oil-well Drilling—Transport. By HENRY NEUBERGER and HENRY NOALHAT. Translated from the French by J. G. MCINTOSH. 550 pp. 153 Illustrations. 26 Plates. Super Royal 8vo. 1901. Price 21s.; India and Colonies, 22s.; Other Countries, 23s. 6d.; strictly net.

Contents.

Study of the Petroliferous Strata—Petroleum—Definition—The Genesis or Origin of Petroleum—The Oil Fields of Galicia, their History—Physical Geography and Geology of the Galician Oil Fields—Practical Notes on Galician Land Law—Economic Hints on Working, etc.—Roumania—History, Geography, Geology—Petroleum in Russia—History—Russian Petroleum (*continued*)—Geography and Geology of the Caucasian Oil Fields—Russian Petroleum (*continued*)—The Secondary Oil Fields of Europe, Northern Germany, Alsace, Italy, etc.—Petroleum in France—Petroleum in Asia—Transcaspian and Turkestan Territory—Turkestan—Persia—British India and Burmah—British Burmah or Lower Burmah—China—Chinese Thibet—Japan, Formosa and Saghalien—Petroleum in Oceania—Sumatra, Java, Borneo—Isle of Timor—Philippine Isles—New Zealand—The United States of America—History—Physical Geology and Geography of the United States Oil Fields—Canadian and other North American Oil Fields—Economic Data of Work in North America—Petroleum in the West Indies and South America—Petroleum in the French Colonies.

Excavations—Hand Excavation or Hand Digging of Oil Wells.

Methods of Boring—Methods of Oil-well Drilling or Boring—Boring Oil Wells with the Rope—Drilling with Rigid Rods and a Free-fall—Fabian System—Free-fall Drilling by Steam Power—Oil-well Drilling by the Canadian System—Drilling Oil Wells on the Combined System—Comparison between the Combined Fauck System and the Canadian—The American System of Drilling with the Rope—Hydraulic Boring with the Drill by Hand and Steam Power—Rotary Drilling of Oil Wells, Bits, Steel-crowned Tools, Diamond Tools—Hand Power and Steam Power—Hydraulic Sand-pumping—Improvements in and different Systems of Drilling Oil Wells.

Accidents—Boring Accidents—Methods of preventing them—Methods of remedying them—Explosives and the use of the "Torpedo" Levigation—Storing and Transport of Petroleum—General Advice—Prospecting, Management and carrying on of Petroleum Boring Operations.

General Data—Customary Formulæ—Memento. Practical Part. General Data bearing on Petroleum—Glossary of Technical Terms used in the Petroleum Industry—Copious Index.

THE PRACTICAL COMPOUNDING OF OILS, TALLOW AND GREASE FOR LUBRICATION, ETC.

By AN EXPERT OIL REFINER. 100 pp. 1898. Demy 8vo. Price 7s. 6d.; India and Colonies, 8s.; Other Countries, 8s. 6d.; strictly net.

Contents.

Introductory Remarks on the General Nomenclature of Oils, Tallow and Greases suitable for Lubrication—**Hydrocarbon Oils**—Animal and Fish Oils—**Compound Oils**—Vegetable Oils—Lamp Oils—Engine Tallow, Solidified Oils and Petroleum Jelly—**Machinery Greases:** Loco and Anti-friction—Clarifying and Utilisation of Waste Fats, Oils, Tank Bottoms, Drainings of Barrels and Drums, Pickings Up, Dregs, etc.—The Fixing and Cleaning of Oil Tanks, etc.—Appendix and General Information.

ANIMAL FATS AND OILS: Their Practical Production, Purification and Uses for a great Variety of Purposes. Their Properties, Falsification and Examination. Translated from the German of LOUIS EDGAR ANDÉS. Sixty-two Illustrations. 240 pp. 1898. Demy 8vo. Price 10s. 6d.; India and Colonies, 11s.; Other Countries, 12s.; strictly net.

Contents.

Introduction—Occurrence, Origin, Properties and Chemical Constitution of Animal Fats—Preparation of Animal Fats and Oils—Machinery—Tallow-melting Plant—Extraction Plant—Presses—Filtering Apparatus—Butter: Raw Material and Preparation, Properties, Adulterations, Beef Lard or Remelted Butter, Testing—Candle-fish Oil—Mutton-Tallow—Hare Fat—Goose Fat—Neatsfoot Oil—Bone Fat: Bone Boiling, Steaming Bones, Extraction, Refining—Bone Oil—Artificial Butter: Oleomargarine, Margarine Manufacture in France, Grasso's Process, "Kaiser's Butter," Jahr & Münzberg's Method, Filbert's Process, Winter's Method—Human Fat—Horse Fat—Beef Marrow—Turtle Oil—Hog's Lard: Raw Material—Preparation, Properties, Adulterations, Examination—Lard Oil—Fish Oils—Liver Oils—Artificial Train Oil—Wool Fat: Properties, Purified Wool Fat—Spermaceti: Examination of Fats and Oils in General

VEGETABLE FATS AND OILS: Their Practical Preparation, Purification and Employment for Various Purposes, their Properties, Adulteration and Examination. Translated from the German of LOUIS EDGAR ANDÉS. Ninety-four Illustrations. 340 pp. Second Edition. 1902. Demy 8vo. Price 10s. 6d.; India and Colonies, 11s.; Other Countries, 12s.; strictly net.

Contents.

General Properties—Estimation of the Amount of Oil in Seeds—The Preparation of Vegetable Fats and Oils—Apparatus for Grinding Oil Seeds and Fruits—Installation of Oil and Fat Works—Extraction Method of Obtaining Oils and Fats—Oil Extraction Installations—Press Moulds—Non-drying Vegetable Oils—Vegetable drying Oils—Solid Vegetable Fats—Fruits Yielding Oils and Fats—Wool-softening Oils—Soluble Oils—Treatment of the Oil after Leaving the Press—Improved Methods of Refining—Bleaching Fats and Oils—Practical Experiments on the Treatment of Oils with regard to Refining and Bleaching—Testing Oils and Fats.

SOAPS. A Practical Manual of the Manufacture of Domestic, Toilet and other Soaps. By GEORGE H. HURST, F.C.S. 390 pp. 66 Illustrations. 1898. Price 12s. 6d.; India and Colonies, 13s. 6d.; Other Countries, 15s.; strictly net.

Contents.

Introductory—Soap-maker's Alkalies—Soap Fats and Oils—Perfumes—Water as a Soap Material—Soap Machinery—Technology of Soap-making—Glycerine in Soap Lyes—Laying out a Soap Factory—Soap Analysis—Appendices.

THE CHEMISTRY OF ESSENTIAL OILS AND ARTIFICIAL PERFUMES. By ERNEST J. PARRY, B.Sc. (Lond.), F.I.C., F.C.S. 411 pp. 20 Illustrations. 1899. Demy 8vo. Price 12s. 6d.; India and Colonies, 13s. 6d.; Other Countries, 15s.; strictly net.

Contents.

The General Properties of Essential Oils—Compounds occurring in Essential Oils—The Preparation of Essential Oils—The Analysis of Essential Oils—Systematic Study of the Essential Oils—Terpeneless Oils—The Chemistry of Artificial Perfumes—Appendix: Table of Constants—Index.

Cosmetical Preparations.

COSMETICS: MANUFACTURE, EMPLOYMENT AND TESTING OF ALL COSMETIC MATERIALS AND COSMETIC SPECIALITIES. Translated from the German of Dr. THEODOR KOLLER. Crown 8vo. 262 pp. 1902. Price 5s.; India and Colonies, 5s. 6d.; Other Countries, 6s. net.

Contents.

Purposes and Uses of, and Ingredients used in the Preparation of Cosmetics—Preparation of Perfumes by Pressure, Distillation, Maceration, Absorption or Enfleurage, and Extraction Methods—Chemical and Animal Products used in the Preparation of Cosmetics—Oils and Fats used in the Preparation of Cosmetics—General Cosmetic Preparations—Mouth Washes and Tooth Pastes—Hair Dyes, Hair Restorers and Depilatories—Cosmetic Adjuncts and Specialities—Colouring Cosmetic Preparations—Antiseptic Washes and Soaps—Toilet and Hygienic Soaps—Secret Preparations for Skin, Complexion, Teeth, Mouth, etc.—Testing and Examining the Materials Employed in the Manufacture of Cosmetics—Index.

Glue, Bone Products and Manures.

GLUE AND GLUE TESTING. By SAMUEL RIDEAL, D.Sc. (Lond.), F.I.C. Fourteen Engravings. 144 pp. Demy 8vo. 1900. Price 10s. 6d.; India and Colonies, 11s.; Other Countries, 12s.; strictly net.

Contents.

Constitution and Properties: Definitions and Sources, Gelatine, Chondrin and Allied Bodies, Physical and Chemical Properties, Classification, Grades and Commercial Varieties—**Raw Materials and Manufacture:** Glue Stock, Lining, Extraction, Washing and Clarifying, Filter Presses, Water Supply, Use of Alkalies, Action of Bacteria and of Antiseptics, Various Processes, Cleansing, Forming, Drying, Crushing, etc., Secondary Products—**Uses of Glue:** Selection and Preparation for Use, Carpentry, Veneering, Paper-Making, Book-binding, Printing Rollers, Hectographs, Match Manufacture, Sandpaper, etc., Substitutes for other Materials, Artificial Leather and Caoutchouc—**Gelatine:** General Characteristics, Liquid Gelatine, Photographic Uses, Size, Tanno-, Chrome and Formo-Gelatine, Artificial Silk, Cements, Pneumatic Tyres, Culinary, Meat Extracts, Isinglass, Medicinal and other Uses, Bacteriology—**Glue Testing:** Review of Processes, Chemical Examination, Adulteration, Physical Tests, Valuation of Raw Materials—**Commercial Aspects.**

BONE PRODUCTS AND MANURES: An Account of the most recent Improvements in the Manufacture of Fat, Glue, Animal Charcoal, Size, Gelatine and Manures. By THOMAS LAMBERT, Technical and Consulting Chemist. Illustrated by Twenty-one Plans and Diagrams. 162 pp. Demy 8vo. 1901. Price 7s. 6d.; India and Colonies, 8s.; Other Countries, 8s. 6d.; strictly net.

Contents.

Chemical Composition of Bones—Arrangement of Factory—Crushing of Bones—Treatment with Benzene—Benzene in Crude Fat—Analyses of Clarified Fats—Mechanical Cleansing of Bones—Animal Charcoal—Tar and Ammoniacal Liquor, Char and Gases, and good quality Bones—Method of Retorting the Bones—Analyses of Chars—"Spent" Chars—Cooling of Tar and Ammoniacal Vapours—Value of Nitrogen for Cyanide of Potash—Bone Oil—Marrow Bones—Composition of Marrow Fat—Premier Juice—Buttons—Properties of Glue—Glutin and Chondrin—Skin Glue—Liming of Skins—Washing—Boiling of Skins—Clarification of Glue Liquors—Acid Steeping of Bones—Water System of Boiling Bones—Steam Method of Treating Bones—Nitrogen in the Treated Bones—Glue-Boiling and Clarifying-House—Plan showing Arrangement of Clarifying Vats—Plan showing Position of Evaporators—Description of Evaporators—Sulphurous Acid Generator—Clarification of Liquors—Section of Drying-House—Specification of a Glue—Size—Uses and Preparation and Composition of Size—Concentrated Size—Properties of Gelatine—Preparation of Skin Gelatine—Washing—Bleaching—Boiling—Clarification—Evaporation—Drying—Bone Gelatine—Selecting Bones—Crushing—Dissolving—Bleaching—Boiling—Properties of Glutin and Chondrin—Testing of Glues and Gelatines—The Uses of Glue, Gelatine and Size in Various Trades—Soluble and Liquid Glues—Steam and Waterproof Glues—**Manures**—Importation of Food Stuffs—Soils—Germination—Plant Life—**Natural Manures**—Water and Nitrogen in Farmyard Manure—Full Analysis of Farmyard Manure—Action on Crops—Water-Closet System—Sewage Manure—Green Manures—**Artificial Manures**—**Mineral Manures**—Nitrogenous Matters—Shoddy—Hoofs and Horns—Leather Waste—Dried Meat—Dried Blood—Superphosphates—Composition—Manufacture—Section of Manure-Shed—First and Ground Floor Plans of Manure-Shed—Quality of Acid Used—Mixings—Special Manures—Potato Manure—Dissolved Bones—Dissolved Bone Compound—Enriched Peruvian Guano—Special Manure for Garden Stuffs, etc.—Special Manures—Analyses of Raw and Finished Products—Common Raw Bones—Degreased Bones—Crude Fat—Refined Fat—Degelatinised Bones—Animal Charcoal—Bone Superphosphates—Guanos—Dried Animal Products—Potash Compounds—Sulphate of Ammonia—Extraction in Vacuo—French and British Gelatines compared—Index.

Chemicals, Waste Products and Agricultural Chemistry.

REISSUE OF **CHEMICAL ESSAYS OF C. W.**

SCHEELE. First Published in English in 1786. Translated from the Academy of Sciences at Stockholm, with Additions. 300 pp. Demy 8vo. 1901. Price 5s.; India and Colonies, 5s. 6d.; Other Countries, 6s.; strictly net.

Contents.

Memoir: C. W. Scheele and his work (written for this edition by J. G. McIntosh)—On Fluor Mineral and its Acid—On Fluor Mineral—Chemical Investigation of Fluor Acid, with a View to the Earth which it Yields, by Mr. Wiegler—Additional Information Concerning Fluor Minerals—On Manganese, Magnesium, or Magnesia Vitrariorum—On Arsenic and its Acid—Remarks upon Salts of Benzoin—On Silex, Clay and Alum—Analysis of the Calculus Vesical—Method of Preparing Mercurius Dulcis Via Humida—Cheaper and more Convenient Method of Preparing Pulvis Algarothi—Experiments upon Molybdæna—Experiments on Plumbago—Method of Preparing a New Green Colour—Of the Decomposition of Neutral Salts by Unslaked Lime and Iron—On the Quantity of Pure Air which is Daily Present in our Atmosphere—On Milk and its Acid—On the Acid of Saccharum Lactis—On the Constituent Parts of Lapis Ponderosus or Tungsten—Experiments and Observations on Ether—Index.

THE MANUFACTURE OF ALUM AND THE SULPHATES AND OTHER SALTS OF ALUMINA AND IRON.

Their Uses and Applications as Mordants in Dyeing and Calico Printing, and their other Applications in the Arts, Manufactures, Sanitary Engineering, Agriculture and Horticulture. Translated from the French of LUCIEN GESCHWIND. 195 Illustrations. 400 pp. Royal 8vo. 1901. Price 12s. 6d.; India and Colonies, 13s. 6d.; Other Countries, 15s.; strictly net.

Contents.

Theoretical Study of Aluminium, Iron, and Compounds of these Metals—Aluminium and its Compounds—Iron and Iron Compounds.

Manufacture of Aluminium Sulphates and Sulphates of Iron—Manufacture of Aluminium Sulphate and the Alums—Manufacture of Sulphates of Iron.

Uses of the Sulphates of Aluminium and Iron—Uses of Aluminium Sulphate and Alums—Application to Wool and Silk—Preparing and using Aluminium Acetates—Employment of Aluminium Sulphate in Carbonising Wool—The Manufacture of Lake Pigments—Manufacture of Prussian Blue—Hide and Leather Industry—Paper Making—Hardening Plaster—Lime Washes—Preparation of Non-inflammable Wood, etc.—Purification of Waste Waters—Uses and Applications of Ferrous Sulphate and Ferric Sulphates—Dyeing—Manufacture of Pigments—Writing Inks—Purification of Lighting Gas—Agriculture—Cotton Dyeing—Disinfectant—Purifying Waste Liquors—Manufacture of Nordhausen Sulphuric Acid—Fertilising.

Chemical Characteristics of Iron and Aluminium—Analysis of Various Aluminous or Ferruginous Products—Aluminium—Analysing Aluminium Products—Alumina—Sodium Aluminate—Aluminium Sulphate—Iron—Analytical Characteristics of Iron Salts—Analysis of Pyritic Lignite—Ferrous and Ferric Sulphates—Rouil Mordant—Index.

AMMONIA AND ITS COMPOUNDS: Their Manufacture

and Uses. By CAMILLE VINCENT, Professor at the Central School of Arts and Manufactures, Paris. Translated from the French by M. J. SALTER. Royal 8vo. 114 pp. 1901. Thirty-two Illustrations. Price 5s.; India and Colonies, 5s. 6d.; Other Countries, 6s.; strictly net.

Contents.

General Considerations: Various Sources of Ammoniacal Products; Human Urine as a Source of Ammonia—Extraction of Ammoniacal Products from Sewage—Extraction of Ammonia from Gas Liquor—Manufacture of Ammoniacal Compounds from Bones, Nitrogenous Waste, Beetroot Wash and Peat—Manufacture of Caustic Ammonia, and Ammonium Chloride, Phosphate and Carbonate—Recovery of Ammonia from the Ammonia-Soda Mother Liquors—Index.

ANALYSIS OF RESINS AND BALSAMS. Translated from the German of Dr. KARL DIETERICH. Demy 8vo. 340 pp. 1901. Price 7s. 6d.; -India and Colonies, 8s.; Other Countries, 8s. 6d.; strictly net.

Contents.

Definition of Resins in General—Definition of Balsams, and especially the Gum Resins—External and Superficial Characteristics of Resinous Bodies—Distinction between Resinous Bodies and Fats and Oils—Origin, Occurrence and Collection of Resinous Substances—Classification—Chemical Constituents of Resinous Substances—Resinols—Resinot Annols—Behaviour of Resin Constituents towards the Cholesterine Reactions—Uses and Identification of Resins—Melting-point—Solvents—Acid Value—Saponification Value—Resin Value—Ester and Ether Values—Acetyl and Corbonyl Value—Methyl Value—Resin Acid—Systematic Résumé of the Performance of the Acid and Saponification Value Tests.

Balsams—Introduction—Definitions—Canada Balsam—Copaiba Balsam—Angostura Copaiba Balsam—Babia Copaiba Balsam—Carthagea Copaiba Balsam—Maracaibo Copaiba Balsam—Maturin Copaiba Balsam—Gurjum Copaiba Balsam—Para Copaiba Balsam—Surinam Copaiba Balsam—West African Copaiba Balsam—Mecca Balsam—Peruvian Balsam—Tolu Balsam—Acaroid Resin—Amine—Amber—African and West Indian Kino—Bengal Kino—Labdanum—Mastic—Pine Resin—Sandarach—Scammonium—Shellac—Storax—Adulteration of Styrax Liquidus Crudus—Purified Storax—Styrax Crudus Colatus—Tacamahac—Thapsia Resin—Turpentine—Chios Turpentine—Strassburg Turpentine—Turpeth Turpentine. **Gum Resins**—Ammoniacum—Bdellium—Euphorbium—Galbanum—Gamboge—Lactucarium—Myrrh—Opopanax—Sagapenum—Olibanum or Incense—Acaroid Resin—Amber—Thapsia Resin—Index.

MANUAL OF AGRICULTURAL CHEMISTRY. By HERBERT INGLE, F.I.C., Lecturer on Agricultural Chemistry, the Yorkshire College; Lecturer in the Victoria University. 388 pp. 11 Illustrations. 1902. Demy 8vo. Price 7s. 6d.; India and Colonies, 8s.; Other Countries, 8s. 6d. net.

Contents.

Introduction—The Atmosphere—The Soil—The Reactions occurring in Soils—The Analysis of Soils—Manures, Natural—Manures (continued)—The Analysis of Manures—The Constituents of Plants—The Plant—Crops—The Animal—Foods and Feeding—Milk and Milk Products—The Analysis of Milk and Milk Products—Miscellaneous Products used in Agriculture—Appendix—Index.

THE UTILISATION OF WASTE PRODUCTS. A Treatise on the Rational Utilisation, Recovery and Treatment of Waste Products of all kinds. By Dr. THEODOR KOLLER. Translated from the Second Revised German Edition. Twenty-two Illustrations. Demy 8vo. 280 pp. 1902. Price 7s. 6d.; India and Colonies, 8s.; Other Countries, 8s. 6d.; strictly net.

Contents.

The Waste of Towns—Ammonia and Sal-Ammoniac—Rational Processes for Obtaining these Substances by Treating Residues and Waste—Residues in the Manufacture of Aniline Dyes—Amber Waste—Brewers' Waste—Blood and Slaughter-House Refuse—Manufactured Fuels—Waste Paper and Bookbinders' Waste—Iron Slags—Excrement—Colouring Matters from Waste—Dyers' Waste Waters—Fat from Waste—Fish Waste—Calamine Sludge—Tannery Waste—Gold and Silver Waste—India-rubber and Caoutchouc Waste—Residues in the Manufacture of Rosin Oil—Wood Waste—Horn Waste—Infusorial Earth—Iridium from Goldsmiths' Sweepings—Jute Waste—Cork Waste—Leather Waste—Glue Makers' Waste—Illuminating Gas from Waste and the By-Products of the Manufacture of Coal Gas—Meerschum—Molasses—Metal Waste—By-Products in the Manufacture of Mineral Waters—Fruit—The By-Products of Paper and Paper Pulp Works—By-Products in the Treatment of Coal Tar Oils—Fur Waste—The Waste Matter in the Manufacture of Parchment Paper—Mother of Pearl Waste—Petroleum Residues—Platinum Residues—Broken Porcelain, Earthenware and Glass—Salt Waste—Slate Waste—Sulphur—Burnt Pyrites—Silk Waste—Soap Makers' Waste—Alkali Waste and the Recovery of Soda—Waste Produced in Grinding Mirrors—Waste Products in the Manufacture of Starch—Stearic Acid—Vegetable Ivory Waste—Turf—Waste Waters of Cloth Factories—Wine Residues—Tinplate Waste—Wool Waste—Wool Sweat—The Waste Liquids from Sugar Works—Index.

Writing Inks and Sealing Waxes.

INK MANUFACTURE : Including Writing, Copying, Lithographic, Marking, Stamping, and Laundry Inks. By SIGMUND LEHNER. Three Illustrations. Crown 8vo. 162 pp. 1902. Translated from the German of the Fifth Edition. Price 5s.; India and Colonies, 5s. 6d.; Other Countries, 6s.; net.

Contents.

Varieties of Ink—Writing Inks—Raw Materials of Tannin Inks—The Chemical Constitution of the Tannin Inks—Recipes for Tannin Inks—Logwood Tannin Inks—Ferric Inks—Alizarine Inks—Extract Inks—Logwood Inks—Copying Inks—Hektographs—Hektograph Inks—Safety Inks—Ink Extracts and Powders—Preserving Inks—Changes in Ink and the Restoration of Faded Writing—Coloured Inks—Red Inks—Blue Inks—Violet Inks—Yellow Inks—Green Inks—Metallic Inks—Indian Ink—Lithographic Inks and Pencils—Ink Pencils—Marking Inks—Ink Specialities—Sympathetic Inks—Stamping Inks—Laundry or Washing Blue—Index.

SEALING-WAXES, WAFERS AND OTHER ADHESIVES FOR THE HOUSEHOLD, OFFICE, WORKSHOP AND FACTORY. By H. C. STANDAGE. Crown 8vo. 96 pp. 1902. Price 5s.; India and Colonies, 5s. 6d.; Other Countries, 6s.; strictly net.

Contents.

Materials Used for Making Sealing-Waxes—The Manufacture of Sealing-Waxes—Wafers—Notes on the Nature of the Materials Used in Making Adhesive Compounds—Cements for Use in the Household—Office Gums, Pastes and Mucilages—Adhesive Compounds for Factory and Workshop Use.

Lead Ores and Compounds.

LEAD AND ITS COMPOUNDS. By THOS. LAMBERT, Technical and Consulting Chemist. Demy 8vo. 226 pp. Forty Illustrations. 1902. Price 7s. 6d.; India and Colonies, 8s.; Other Countries, 8s. 6d.; net. Plans and Diagrams.

Contents.

History—Ores of Lead—Geographical Distribution of the Lead Industry—Chemical and Physical Properties of Lead—Alloys of Lead—Compounds of Lead—Dressing of Lead Ores—Smelting of Lead Ores—Smelting in the Scotch or American Ore-hearth—Smelting in the Shaft or Blast Furnace—Condensation of Lead Fume—Desilverisation, or the Separation of Silver from Argentiferous Lead—Cupellation—The Manufacture of Lead Pipes and Sheets—Protoxide of Lead—Litharge and Massicot—Red Lead or Minium—Lead Poisoning—Lead Substitutes—Zinc and its Compounds—Pumice Stone—Drying Oils and Siccatives—Oil of Turpentine Resin—Classification of Mineral Pigments—Analysis of Raw and Finished Products—Tables—Index.

NOTES ON LEAD ORES : Their Distribution and Properties.

By JAS. FAIRIE, F.G.S. Crown 8vo. 1901. 64 pages. Price 2s. 6d.; Abroad, 3s.; strictly net.

Industrial Uses of Air, Steam and Water.

DRYING BY MEANS OF AIR AND STEAM. Explanations, Formulæ, and Tables for Use in Practice. Translated from the German of E. HAUSBRAND. Two folding Diagrams and Thirteen Tables. Crown 8vo. 1901. 72 pp. Price 5s.; India and Colonies, 5s. 6d.; Other Countries, 6s.; strictly net.

Contents.

British and Metric Systems Compared—Centigrade and Fahr. Thermometers—Estimation of the Maximum Weight of Saturated Aqueous Vapour which can be contained in 1 kilo. of Air at Different Pressure and Temperatures—Calculation of the Necessary Weight and Volume of Air, and of the Least Expenditure of Heat, per Drying Apparatus with Heated Air, at the Atmospheric Pressure: *A*, With the Assumption that the Air is *Completely Saturated* with Vapour both before Entry and after Exit from the Apparatus—*B*, When the Atmospheric Air is *Completely Saturated before entry*, but at its *exit* is only $\frac{2}{3}$, $\frac{1}{2}$ or $\frac{1}{3}$ Saturated—*C*, When the Atmospheric Air is *not Saturated* with Moisture before Entering the Drying Apparatus—Drying Apparatus, in which, in the Drying Chamber, a Pressure is Artificially Created, Higher or Lower than that of the Atmosphere—Drying by Means of Superheated Steam, without Air—Heating Surface, Velocity of the Air Current, Dimensions of the Drying Room, Surface of the Drying Material, Losses of Heat—Index.

(See also "*Evaporating, Condensing and Cooling Apparatus*," p. 26.)

PURE AIR, OZONE AND WATER. A Practical Treatise of their Utilisation and Value in Oil, Grease, Soap, Paint, Glue and other Industries. By W. B. COWELL. Twelve Illustrations. Crown 8vo. 85 pp. 1900. Price 5s.; India and Colonies, 5s. 6d.; Other Countries, 6s.; strictly net.

Contents.

Atmospheric Air; Lifting of Liquids; Suction Process; Preparing Blown Oils; Preparing Siccative Drying Oils—Compressed Air; Whitewash—Liquid Air; Retrocession—Purification of Water; Water Hardness—Fleshings and Bones—Ozonised Air in the Bleaching and Deodorising of Fats, Glues, etc.; Bleaching Textile Fibres—Appendix: Air and Gases; Pressure of Air at Various Temperatures; Fuel; Table of Combustibles; Saving of Fuel by Heating Feed Water; Table of Solubilities of Scale Making Minerals; British Thermal Units Tables; Volume of the Flow of Steam into the Atmosphere; Temperature of Steam—Index.

THE INDUSTRIAL USES OF WATER. COMPOSITION — EFFECTS—TROUBLES — REMEDIES—RESIDUARY WATERS—PURIFICATION—ANALYSIS.

By H. DE LA COUX. Royal 8vo. 400 pp. 135 Illustrations. Translated from the French. [In the press.]

Contents.

Chemical Action of Water in Nature and in Industrial Use—Composition of Waters—Solubility of Certain Salts in Water Considered from the Industrial Point of View—Effects on the Boiling of Water—Effects of Water in the Industries—Difficulties with Water—Feed Water for Boilers—Water in Dyeworks, Print Works, and Bleach Works—Water in the Textile Industries and in Conditioning—Water in Soap Works—Water in Laundries and Washhouses—Water in Tanning—Water in Preparing Tannin and Dyewood Extracts—Water in Papermaking—Water in Photography—Water in Sugar Refining—Water in Making Ices and Beverages—Water in Cider Making—Water in Brewing—Water in Distilling—Preliminary Treatment and Apparatus—Substances Used for Preliminary Chemical Purification—Commercial Specialities and their Employment—Precipitation of Matters in Suspension in Water—Apparatus for the Preliminary Chemical Purification of Water—Industrial Filters—Industrial Sterilisation of Water—Residuary Waters and their Purification—Soil Filtration—Purification by Chemical Processes—Analyses—Index.

(See *Books on Smoke Prevention, Engineering and Metallurgy*, p. 26, etc.)

Industrial Hygiene.

THE RISKS AND DANGERS TO HEALTH OF VARIOUS OCCUPATIONS AND THEIR PREVENTION.

By LEONARD A. PARRY, M.D., B.S. (Lond.). 196 pp. Demy 8vo. 1900. Price 7s. 6d.; India and Colonies, 8s.; Other Countries, 8s. 6d.; strictly net.

Contents.

Occupations which are Accompanied by the Generation and Scattering of Abnormal Quantities of Dust—Trades in which there is Danger of Metallic Poisoning—Certain Chemical Trades—Some Miscellaneous Occupations—Trades in which Various Poisonous Vapours are Inhaled—General Hygienic Considerations—Index.

X Rays.

PRACTICAL X RAY WORK. By FRANK T. ADDYMAN, B.Sc. (Lond.), F.I.C., Member of the Roentgen Society of London; Radiographer to St. George's Hospital; Demonstrator of Physics and Chemistry, and Teacher of Radiography in St. George's Hospital Medical School. Demy 8vo. Twelve Plates from Photographs of X Ray Work. Fifty-two Illustrations. 200 pp. 1901. Price 10s. 6d.; India and Colonies, 11s.; Other Countries, 12s.; strictly net.

Contents.

Historical—Work leading up to the Discovery of the X Rays—The Discovery—**Apparatus and its Management**—Electrical Terms—Sources of Electricity—Induction Coils—Electrostatic Machines—Tubes—Air Pumps—Tube Holders and Stereoscopic Apparatus—Fluorescent Screens—**Practical X Ray Work**—Installations—Radioscopy—Radiography—X Rays in Dentistry—X Rays in Chemistry—X Rays in War—Index.

List of Plates.

Frontispiece—Congenital Dislocation of Hip-Joint.—I., Needle in Finger.—II., Needle in Foot.—III., Revolver Bullet in Calf and Leg.—IV., A Method of Localisation.—V., Stellate Fracture of Patella showing shadow of "Strapping".—VI., Sarcoma.—VII., Six-weeks-old Injury to Elbow showing new Growth of Bone.—VIII., Old Fracture of Tibia and Fibula badly set.—IX., Heart Shadow.—X., Fractured Femur showing Grain of Splint.—XI., Barrell's Method of Localisation.

India-Rubber and Gutta Percha.

INDIA-RUBBER AND GUTTA PERCHA. Translated from the French of T. SEELIGMANN, G. LAMY TORVILHON and H. FALCONNET by JOHN GEDDES McINTOSH. Royal 8vo. Eighty-six Illustrations. Three Plates. 412 pages. 1903. Price 12s. 6d.; India and Colonies, 13s. 6d.; Other Countries, 15s.; strictly net.

Contents.

India-Rubber—Botanical Origin—Climatology—Soil—Rational Culture and Acclimation of the Different Species of India-Rubber Plants—Methods of Obtaining the Latex—Methods of Preparing Raw or Crude India-Rubber—Classification of the Commercial Species of Raw Rubber—Physical and Chemical Properties of the Latex and of India-Rubber—Mechanical Transformation of Natural Caoutchouc into Washed or Normal Caoutchouc (Purification) and Normal Rubber into Masticated Rubber—Softening, Cutting, Washing, Drying—Preliminary Observations—Vulcanisation of Normal Rubber—Chemical and Physical Properties of Vulcanised Rubber—General Considerations—Hardened Rubber or Ebonite—Considerations on Mineralisation and other Mixtures—Coloration and Dyeing—Analysis of Natural or Normal Rubber and Vulcanised Rubber—Rubber Substitutes—Imitation Rubber.

Gutta Percha—Botanical Origin—Climatology—Soil—Rational Culture—Methods of Collection—Classification of the Different Species of Commercial Gutta Percha—Physical and Chemical Properties—Mechanical Transformation—Methods of Analysing—Gutta Percha Substitutes—Index.

Leather Trades.

PRACTICAL TREATISE ON THE LEATHER INDUSTRY. By A. M. VILLON. Translated by FRANK T. ADDYMAN, B.Sc. (Lond.), F.I.C., F.C.S.; and Corrected by an Eminent Member of the Trade. 500 pp., royal 8vo. 1901. 123 Illustrations. Price 21s.; India and Colonies, 22s.; Other Countries, 23s. 6d.; strictly net.

Contents.

Preface—Translator's Preface—List of Illustrations.

Part I., **Materials used in Tanning**—Skins: Skin and its Structure; Skins used in Tanning; Various Skins and their Uses—Tannin and Tanning Substances: Tannin; Barks (Oak); Barks other than Oak; Tanning Woods: Tannin-bearing Leaves; Excrescences; Tan-bearing Fruits; Tan-bearing Roots and Bulbs; Tanning Juices; Tanning Substances used in Various Countries: Tannin Extracts; Estimation of Tannin and Tannin Principles.

Part II., **Tanning**—The Installation of a Tannery: Tan Furnaces; Chimneys, Boilers, etc.; Steam Engines—Grinding and Trituration of Tanning Substances: Cutting up Bark; Grinding Bark; The Grinding of Tan Woods; Powdering Fruit, Galls and Grains; Notes on

the Grinding of Bark—Manufacture of Sole Leather: Soaking; Sweating and Unhairing; Plumping and Colouring; Handling; Tanning; Tanning Elephants' Hides; Drying; Striking or Pinning—Manufacture of Dressing Leather: Soaking; Depilation; New Processes for the Depilation of Skins; Tanning; Cow Hides; Horse Hides; Goat Skins; Manufacture of Split Hides—On Various Methods of Tanning: Mechanical Methods; Physical Methods; Chemical Methods; Tanning with Extracts—Quantity and Quality; Quantity; Net Cost; Quality of Leather—Various Manipulations of Tanned Leather: Second Tanning; Grease Stains; Bleaching Leather; Waterproofing Leather; Weighting Tanned Leather; Preservation of Leather—Tanning Various Skins.

Part III., **Currying**—Waxed Calf: Preparation; Shaving; Stretching or Slicking; Oiling the Grain; Oiling the Flesh Side; Whitening and Graining; Waxing; Finishing; Dry Finishing; Finishing in Colour; Cost—White Calf: Finishing in White—Cow Hide for Upper Leathers: Black Cow Hide; White Cow Hide; Coloured Cow Hide—Smooth Cow Hide—Black Leather—Miscellaneous Hides; Horse; Goat; Waxed Goat Skin; Matt Goat Skin—Russia Leather: Russia Leather; Artificial Russia Leather.

Part IV., **Enamelled, Hungary and Chamoy Leather, Morocco, Parchment, Furs and Artificial Leather**—Enamelled Leather: Varnish Manufacture; Application of the Enamel; Enamelling in Colour—Hungary Leather: Preliminary; Wet Work or Preparation; Aluming; Dressing or Loft Work; Tallowing; Hungary Leather from Various Hides—Tawing: Preparatory Operations; Dressing; Dyeing Tawed Skins; Rugs—Chamoy Leather—Morocco: Preliminary Operations, Morocco Tanning: Mordants used in Morocco Manufacture; Natural Colours used in Morocco Dyeing; Artificial Colours; Different Methods of Dyeing; Dyeing with Natural Colours; Dyeing with Aniline Colours; Dyeing with Metallic Salts; Leather Printing; Finishing Morocco; Shagreen; Bronzed Leather—Gilding and Silvering: Gilding; Silvering; Nickel and Cobalt—Parchment—Furs and Furriery: Preliminary Remarks; Indigenous Furs; Foreign Furs from Hot Countries; Foreign Furs from Cold Countries; Furs from Birds' Skins; Preparation of Furs; Dressing; Colouring; Preparation of Birds' Skins; Preservation of Furs—Artificial Leather: Leather made from Scraps; Compressed Leather; American Cloth; Papier Mâché; Linoleum; Artificial Leather.

Part V., **Leather Testing and the Theory of Tanning**—Testing and Analysis of Leather: Physical Testing of Tanned Leather; Chemical Analysis—The Theory of Tanning and the other Operations of the Leather and Skin Industry: Theory of Soaking; Theory of Unhairing; Theory of Swelling; Theory of Handling; Theory of Tanning; Theory of the Action of Tannin on the Skin; Theory of Hungary Leather Making; Theory of Tawing; Theory of Chamoy Leather Making; Theory of Mineral Tanning.

Part VI., **Uses of Leather**—Machine Belts: Manufacture of Belting; Leather Chain Belts; Various Belts, Use of Belts—Boot and Shoe making: Boots and Shoes; Laces—Saddlery: Composition of a Saddle; Construction of a Saddle—Harness: The Pack Saddle; Harness—Military Equipment—Glove Making—Carriage Building—Mechanical Uses.

Appendix, **The World's Commerce in Leather**—Europe; America; Asia; Africa; Australasia—Index

THE LEATHER WORKER'S MANUAL. Being a Compendium of Practical Recipes and Working Formulæ for Curriers, Bootmakers, Leather Dressers, Blacking Manufacturers, Saddlers, Fancy Leather Workers. By H. C. STANDAGE. 165 pp. 1900. Price 7s. 6d.; India and Colonies, 8s.; Other Countries, 8s. 6d.; strictly net.

Contents.

Blackings, Polishes, Glosses, Dressings, Renovators, etc., for Boot and Shoe Leather—Harness Blackings, Dressings, Greases, Compositions, Soaps, and Boot-top Powders and Liquids, etc., etc.—Leather Grinders' Sundries—Currier's Seasonings, Blacking Compounds, Dressings, Finishes, Glosses, etc.—Dyes and Stains for Leather—Miscellaneous Information—Chrome Tannage—Index.

Books on Pottery, Bricks, Tiles, Glass, etc.

THE MANUAL OF PRACTICAL POTTING. Compiled by Experts, and Edited by CHAS. F. BINNS. Revised Third Edition and Enlarged. 200 pp. 1901. Price 17s. 6d.; India and Colonies, 18s. 6d.; Other Countries, 20s.; strictly net.

Contents.

Introduction. The Rise and Progress of the Potter's Art—**Bodies.** China and Porcelain Bodies, Parian Bodies, Semi-porcelain and Vitreous Bodies, Mortar Bodies, Earthenwares Granite and C.C. Bodies, Miscellaneous Bodies, Sagger and Crucible Clays, Coloured Bodies, Jasper Bodies, Coloured Bodies for Mosaic Painting, Encaustic Tile Bodies, Body

Stains, Coloured Dips—**Glazes.** China Glazes, Ironstone Glazes, Earthenware Glazes, Glazes without Lead, Miscellaneous Glazes, Coloured Glazes, Majolica Colours—**Gold and Gold Colours.** Gold, Purple of Cassius, Marone and Ruby, Enamel Coloured Bases, Enamel Colour Fluxes, Enamel Colours, Mixed Enamel Colours, Antique and Vellum Enamel Colours, Underglaze Colours, Underglaze Colour Fluxes, Mixed Underglaze Colours, Flow Powders, Oils and Varnishes—**Means and Methods.** Reclamation of Waste Gold, The Use of Cobalt, Notes on Enamel Colours, Liquid or Bright Gold—**Classification and Analysis.** Classification of Clay Ware, Lord Playfair's Analysis of Clays, The Markets of the World, Time and Scale of Firing, Weights of Potter's Material, Decorated Goods Count—Comparative Loss of Weight of Clays—Ground Felspar Calculations—The Conversion of Slop Body Recipes into Dry Weight—The Cost of Prepared Earthenware Clay—**Forms and Tables.** Articles of Apprenticeship, Manufacturer's Guide to Stocktaking, Table of Relative Values of Potter's Materials, Hourly Wages Table, Workman's Settling Table, Comparative Guide for Earthenware and China Manufacturers in the use of Slop Flint and Slop Stone, Foreign Terms applied to Earthenware and China Goods, Table for the Conversion of Metrical Weights and Measures on the Continent and South America—**Index.**

CERAMIC TECHNOLOGY: Being some Aspects of Technical Science as Applied to Pottery Manufacture. Edited by CHARLES F. BINNS. 100 pp. Demy 8vo. 1897. Price 12s. 6d.; India and Colonies, 13s. 6d.; Other Countries, 15s.; strictly net.

Contents.

Preface—The Chemistry of Pottery—Analysis and Synthesis—Clays and their Components—The Biscuit Oven—Pyrometry—Glazes and their Composition—Colours and Colour-making—Index.

COLOURING AND DECORATION OF CERAMIC WARE. By ALEX. BRONGNIART. With Notes and Additions by ALPHONSE SALVETAT. Translated from the French. 200 pp. 1898. Price 7s. 6d.; India and Colonies, 8s.; Other Countries, 8s. 6d. strictly net.

A TREATISE ON THE CERAMIC INDUSTRIES. A Complete Manual for Pottery, Tile and Brick Works. By EMILE BOURRY. Translated from the French by WILTON P. RIX, Examiner in Pottery and Porcelain to the City and Guilds of London Technical Institute, Pottery Instructor to the Hanley School Board. Royal 8vo. 1901. Over 700 pp. Price 21s.; India and Colonies, 22s.; Other Countries, 23s. 6d.; strictly net.

Contents.

Part I., **General Pottery Methods.** Definition and History. Definitions and Classification of Ceramic Products—Historic Summary of the Ceramic Art—Raw Materials of Bodies. Clays: Pure Clay and Natural Clays—Various Raw Materials: Analogous to Clay—Agglomerative and Agglutinative—Opening—Fusible—Refractory—Trials of Raw Materials—Plastic Bodies. Properties and Composition—Preparation of Raw Materials: Disaggregation—Purification—Preparation of Bodies: By Plastic Method—By Dry Method—By Liquid Method—Formation. Processes of Formation: Throwing—Expression—Moulding by Hand, on the Jolley, by Compression, by Slip Casting—Slapping—Slipping—Drying. Drying of Bodies—Processes of Drying: By Evaporation—By Aeration—By Heating—By Ventilation—By Absorption—Glazes. Composition and Properties—Raw Materials—Manufacture and Application—Firing. Properties of the Bodies and Glazes during Firing—Description of the Kilns—Working of the Kilns—Decoration. Colouring Materials—Processes of Decoration.

Part II., **Special Pottery Methods.** Terra Cottas. Classification: Plain Ordinary, Hollow, Ornamental, Vitrified, and Light Bricks—Ordinary and Black Tiles—Paving Tiles—Pipes—Architectural Terra Cottas—Vases, Statues and Decorative Objects—Common Pottery—Pottery for Water and Filters—Tobacco Pipes—Lustre Ware—Properties and Tests for Terra Cottas—Fireclay Goods. Classification: Argillaceous, Aluminous, Carboniferous, Silicious and Basic Fireclay Goods—Fireclay Mortar (Pug)—Tests for Fireclay Goods—Faïences. Varnished Faïences—Enamelled Faïences—Silicious Faïences—Pipeclay Faïences—Pebble Work—Feldspathic Faïences—Composition, Processes of Manufacture and General Arrangements of Faïence Potteries—Stoneware. Stoneware Properly So-called: Paving Tiles—Pipes—Sanitary Ware—Stoneware for Food Purposes and Chemical Productions—Architectural Stoneware—Vases, Statues and other Decorative Objects—Fine Stoneware—Porcelain. Hard Porcelain for Table Ware and Decoration, for the Fire, for Electrical Conduits, for Mechanical Purposes; Architectural Porcelain, and Dull or Biscuit Porcelain—Soft Phosphated or English Porcelain—Soft Vitreous Porcelain, French and New Sèvres—Argillaceous Soft or Seger's Porcelain—Dull Soft or Parian Porcelain—Dull Feldspathic Soft Porcelain—**Index.**

ARCHITECTURAL POTTERY. Bricks, Tiles, Pipes, Enamelled Terra-cottas, Ordinary and Incrusted Quarries, Stoneware Mosaics, Faïences and Architectural Stoneware. By LEON LÉFÈVRE. With Five Plates. 950 Illustrations in the Text, and numerous Estimates. 500 pp., royal 8vo. 1900. Translated from the French by K. H. BIRD, M.A., and W. MOORE BINNS. Price 15s.; India and Colonies, 16s.; Other Countries, 17s. 6d.; strictly net.

Contents.

Part I. Plain Undecorated Pottery.—Clays: Classification; General Properties and Composition; Working of Clay-Pits—Open Pits—Underground Pits. Preparation of the Clay. **Bricks:** Hand and Machine Moulding—Expression Machines—Dies—Cutting-tables—General Remarks on the Choice of Machines—Types of Installations—Estimates—Plenishing, Hand and Steam Presses—Drying, by Exposure to Air, Without Shelter, and Under Sheds—Drying-rooms in Tiers, Closed Drying-rooms, in Tunnels, in Galleries—Detailed Estimates of the Various Drying-rooms, Comparison of Prices—Transport from the Machines to the Drying-rooms—Firing—In Clamps—In Intermittent Kilns—Continuous Kilns: with Solid Fuel: Round Kiln, Rectangular Kiln, Chimneys (Plans and Estimates)—With Gas Fuel, Fillard Kiln (Plans and Estimates), Water-gas Kiln—Heat Production of the Kilns; Dimensions, Shapes, Colours, Decoration, and Quality of Bricks—Hollow Bricks, Dimensions and Prices of Bricks, Various Shapes, Qualities—Use of Bricks—Walls, Arches, Pavements, Flues, Cornices—Facing with Coloured Bricks—Balustrades. **Tiles:** Manufacture—Moulding, by Hand, by Machinery: Preparation of the Clay—Preparation of the Slabs, Transformation into Flat Tiles, into Jointed Tiles—Screw, Cam and Revolver Presses—Particulars of Tile-presses—Drying—Planchettes, Shelves, Drying-barrows and Trucks—Firing—Divided Kilns—Installation of Mechanical Tileworks—Estimates; Shapes, Dimensions and Uses of the Principal Types of Tile—Ancient Tiles—Foreign Tiles—Special Tiles—Ridge Tiles, Coping Tiles, Border Tiles, Frontons, Gutters, Antefixes, Membrons, Angular—Roofing Accessories: Chimney-pots, Mitrons, Lanterns, Chimneys—Qualities of Tiles—Black Tiles—Stoneware Tiles—Particulars of Tiles. **Pipes:** Conduit Pipes—Manufacture—Moulding: Horizontal Machines, Vertical Machines—Drying—Firing—**Chimney Flues**—Ventilucts and “Boisseaux,” “Waggons”—Particulars of these Products. Quarries: Plain Quarries of Ordinary Clay; of Cleaned Clay—Machines, Cutting, Mixing, Polishing—Drying and Firing—Applications—Particulars of Quarries. **Terra-cotta:** History—Manufacture—Application: Balustrades, Columns, Pilasters, Capitals, Friezes, Frontons, Medallions, Panels, Rose-windows, Ceilings—Appendix: Official Methods of Testing Terra-cottas.

Part II. Made-up or Decorated Pottery.—General Remarks on the Decoration of Pottery: Dips—Glazes: Composition, Colouring, Preparation, Harmony with Pastes—Special Processes of Decoration—Enamels, Opaque, Transparent, Colours, Underglaze, Over-glaze—Other Processes: Crackling, Mottled, Flashing, Metallic Iridescence, Lustres. Glazed and Enamelled Bricks—History: Glazing—Enamelling—Applications: Ordinary Enamelled Bricks, Glazed Stoneware, Enamelled Stoneware—Enamelled Tiles. Decorated Quarries: Paving Quarries—Decorated with Dips—Stoneware: Applications—Plain or Incrusted Stoneware; Manufacture—Application—Colouring, Manufacture, Moulding, Drying, Firing—Applications—Facing Quarries—in Faïence—of Glazed Stoneware—of Porcelain—Applications of Facing Quarries—Stove Quarries—Preparation of the Pastes, Moulding, Firing, Enamelling, Decoration—Applications—Faïences for Fireplaces, Architectural Decorated Pottery: Faïences; Stoneware; Porcelain. Sanitary Pottery: Stoneware Pipes: Manufacture, Firing—Applications—Sinks—Applications—Urinals, Seats and Pans—Applications—Drinking-fountains, Washstands—Index.

THE ART OF RIVETING GLASS, CHINA AND EARTHENWARE. By J. HOWARTH. Second Edition. 1900. Paper Cover. Price 1s. net; by post, home or abroad, 1s. 1d.

HOW TO ANALYSE CLAY. Practical Methods for Practical Men. By HOLDEN M. ASHBY, Professor of Organic Chemistry, Harvey Medical College, U.S.A. Twenty Illustrations. 1898. Price 2s. 6d.; Abroad, 3s.; strictly net.

NOTES ON POTTERY CLAYS. Their Distribution, Properties, Uses and Analyses of Ball Clays, China Clays and China Stone. By JAS. FAIRIE, F.G.S. 1901. 132 pp. Crown 8vo. Price 3s. 6d.; India and Colonies, 4s.; Other Countries, 4s. 6d.; strictly net.

A Reissue of
THE HISTORY OF THE STAFFORDSHIRE POTTERIES; AND THE RISE AND PROGRESS OF THE MANUFACTURE OF POTTERY AND PORCELAIN.

With References to Genuine Specimens, and Notices of Eminent Pottery. By SIMEON SHAW. (Originally Published in 1829.) 265 pp. 1900. Demy 8vo. Price 7s. 6d.; India and Colonies, 8s.; Other Countries, 8s. 6d.; strictly net.

Contents.

Introductory Chapter showing the position of the Pottery Trade at the present time (1899)—**Preliminary Remarks**—**The Potteries**, comprising Tunstall, Brownhills, Greenfield and New Field, Golden Hill, Latebrook, Green Lane, Burslem, Longport and Dale Hall, Hot Lane and Cobridge, Hanley and Shelton, Etruria, Stoke, Penkhull, Fenton, Lane Delph, Foley, Lane End—**On the Origin of the Art**, and its Practice among the early Nations—**Manufacture of Pottery**, prior to 1700—**The Introduction of Red Porcelain** by Messrs. Elers, of Bradwell, 1690—**Progress of the Manufacture** from 1700 to Mr. Wedgwood's commencement in 1760—**Introduction of Fluid Glaze**—Extension of the Manufacture of Cream Colour—Mr. Wedgwood's Queen's Ware—Jasper, and Appointment of Potter to Her Majesty—**Black Printing**—**Introduction of Porcelain**. Mr. W. Littler's Porcelain—Mr. Cookworthy's Discovery of Kaolin and Petuntse, and Patent—Sold to Mr. Champion—resold to the New Hall Com.—Extension of Term—**Blue Printed Pottery**. Mr. Turner, Mr. Spode (1), Mr. Baddeley, Mr. Spode (2), Messrs. Turner, Mr. Wood, Mr. Wilson, Mr. Minton—Great Change in Patterns of Blue Printed—**Introduction of Lustre Pottery**. Improvements in Pottery and Porcelain subsequent to 1800.

A Reissue of

THE CHEMISTRY OF THE SEVERAL NATURAL AND ARTIFICIAL HETEROGENEOUS COMPOUNDS USED IN MANUFACTURING PORCELAIN, GLASS AND POTTERY. By SIMEON SHAW.

(Originally published in 1837.) 750 pp. 1900. Royal 8vo. Price 14s.; India and Colonies, 15s.; Other Countries, 16s. 6d.; strictly net.

Contents.

PART I., ANALYSIS AND MATERIALS.—**Introduction**: Laboratory and Apparatus; Elements—Temperature—Acids and Alkalies—The Earths—Metals.

PART II., SYNTHESIS AND COMPOUNDS.—**Science of Mixing**—**Bodies**: Porcelain—Hard, Porcelain—Fritted Bodies, Porcelain—Raw Bodies, Porcelain—Soft, Fritted Bodies, Raw Bodies, Stone Bodies, Ironstone, Dry Bodies, Chemical Utensils, Fritted Jasper, Fritted Pearl, Fritted Drab, Raw Chemical Utensils, Raw Stone, Raw Jasper, Raw Pearl, Raw Mortar, Raw Drab, Raw Brown, Raw Fawn, Raw Cane, Raw Red Porous, Raw Egyptian, Earthenware, Queen's Ware, Cream Colour, Blue and Fancy Printed, Dipped and Mocha, Chalky, Rings, Stilts, etc.—**Glazes**: Porcelain—Hard Fritted Porcelain—Soft Fritted Porcelain—Soft Raw, Cream Colour Porcelain, Blue Printed Porcelain, Fritted Glazes, Analysis of Fritt, Analysis of Glaze, Coloured Glazes, Dips, Smears and Washes; **Glasses**: Flint Glass, Coloured Glasses, Artificial Garnet, Artificial Emerald, Artificial Amethyst, Artificial Sapphire, Artificial Opal, Plate Glass, Crown Glass, Broad Glass, Bottle Glass, Phosphoric Glass, British Steel Glass, Glass-Staining and Painting, Engraving on Glass, Dr. Faraday's Experiments—**Colours**: Colour Making, Fluxes or Solvents, Components of the Colours; **Reds, etc., from Gold**, Carmine or Rose Colour, Purple, Reds, etc., from Iron, Blues, Yellows, Greens, Blacks, White, Silver for Burnishing, Gold for Burnishing, Printer's Oil, Lustres.

TABLES OF THE CHARACTERISTICS OF CHEMICAL SUBSTANCES.

Glassware, Glass Staining and Painting.

RECIPES FOR FLINT GLASS MAKING. By a British

Glass Master and Mixer. Sixty Recipes. Being Leaves from the Mixing Book of several experts in the Flint Glass Trade, containing up-to-date recipes and valuable information as to Crystal, Demi-crystal and Coloured Glass in its many varieties. It contains the recipes for cheap metal suited to pressing, blowing, etc., as well as the most costly crystal and ruby. Price for United Kingdom, 10s. 6d.; Abroad, 15s.; United States, \$4; strictly net.

Contents.

Ruby—Ruby from Copper—Flint for using with the Ruby for Coating—A German Metal—Cornelian, or Alabaster—Sapphire Blue—Crysophis—Opal—Turquoise Blue—Gold Colour—Dark Green—Green (common)—Green for Malachite—Blue for Malachite—Black for Malachite—Black—Common Canary Batch—Canary—White Opaque Glass—Sealing-wax Red—Flint—Flint Glass (Crystal and Demi)—Achromatic Glass—Paste Glass—White Enamel—Firestone—Dead White (for moons)—White Agate—Canary—Canary Enamel—Index.

A TREATISE ON THE ART OF GLASS PAINTING.

Prefaced with a Review of Ancient Glass. By ERNEST R. SUFFLING. With One Coloured Plate and Thirty-seven Illustrations. Demy 8vo. 140 pp. 1902. Price 7s. 6d.; India and Colonies, 8s.; Other Countries, 8s. 6d. net.

Contents.

A Short History of Stained Glass—Designing Scale Drawings—Cartoons and the Cut Line—Various Kinds of Glass Cutting for Windows—The Colours and Brushes used in Glass Painting—Painting on Glass, Dispersed Patterns—Diapered Patterns—Aciding—Firing—Fret Lead Glazing—Index.

PAINTING ON GLASS AND PORCELAIN AND ENAMEL PAINTING.

A Complete Introduction to the Preparation of all the Colours and Fluxes used for Painting on Porcelain, Enamel, Faience and Stoneware, the Coloured Pastes and Coloured Glasses, together with a Minute Description of the Firing of Colours and Enamels. By FELIX HERMANN, Technical Chemist. With Eighteen Illustrations. 300 pp. Translated from the German second and enlarged Edition. 1897. Price 10s. 6d.; India and Colonies, 11s.; Other Countries, 12s.; strictly net.

Contents.

History of Glass Painting—The Articles to be Painted: Glass, Porcelain, Enamel, Stoneware, Faience—Pigments: Metallic Pigments: Antimony Oxide, Naples Yellow, Barium Chromate, Lead Chromate, Silver Chloride, Chromic Oxide—Fluxes: Fluxes, Felspar, Quartz, Purifying Quartz, Sedimentation, Quenching, Borax, Boracic Acid, Potassium and Sodium Carbonates, Rocaille Flux—Preparation of the Colours for Glass Painting—The Colour Pastes—The Coloured Glasses—Composition of the Porcelain Colours—The Enamel Colours: Enamels for Artistic Work—Metallic Ornamentation: Porcelain Gilding, Glass Gilding—Firing the Colours: Remarks on Firing: Firing Colours on Glass, Firing Colours on Porcelain; The Muffle—Accidents occasionally Supervening during the Process of Firing—Remarks on the Different Methods of Painting on Glass, Porcelain, etc.—Appendix: Cleaning Old Glass Paintings.

Paper Staining.

THE DYEING OF PAPER PULP. A Practical Treatise for the use of Papermakers, Paperstainers, Students and others. By JULIUS ERFURT, Manager of a Paper Mill. Translated into English and Edited with Additions by JULIUS HÜBNER, F.C.S., Lecturer on Papermaking at the Manchester Municipal Technical School. With Illustrations and 157 patterns of paper dyed in the pulp. Royal 8vo, 180 pp. 1901. Price 15s.; India and Colonies, 16s.; Other Countries, 20s.; strictly net. Limited edition.

Contents.

Behaviour of the Paper Fibres during the Process of Dyeing, Theory of the Mordant—Colour Fixing Mediums (Mordants)—Influence of the Quality of the Water Used—Inorganic Colours—Organic Colours—Practical Application of the Coal Tar Colours according to their Properties and their Behaviour towards the Different Paper Fibres—Dyed Patterns on Various Pulp Mixtures—Dyeing to Shade—Index.

Enamelling on Metal.

ENAMELS AND ENAMELLING. For Enamel Makers, Workers in Gold and Silver, and Manufacturers of Objects of Art. By PAUL RANDAU. Translated from the German. With Sixteen Illustrations. 180 pp. 1900. Price 10s. 6d.; India and Colonies, 11s.; Other Countries, 12s.; strictly net.

Contents.

Composition and Properties of Glass—Raw Materials for the Manufacture of Enamels—Substances Added to Produce Opacity—Fluxes—Pigments—Decolorising Agents—Testing the Raw Materials with the Blow-pipe Flame—Subsidiary Materials—Preparing the Materials for Enamel Making—Mixing the Materials—The Preparation of Technical Enamels, The Enamel Mass—Appliances for Smelting the Enamel Mass—Smelting the Charge—Composition of Enamel Masses—Composition of Masses for Ground Enamels—Composition of Cover Enamels—Preparing the Articles for Enamelling—Applying the Enamel—Firing the Ground Enamel—Applying and Firing the Cover Enamel or Glaze—Repairing Defects in Enamelled Ware—Enamelling Articles of Sheet Metal—Decorating Enamelled Ware—Specialties in Enamelling—Dial-plate Enamelling—Enamels for Artistic Purposes, Recipes for Enamels of Various Colours—Index.

THE ART OF ENAMELLING ON METAL. By W.

NORMAN BROWN. Twenty-eight Illustrations. Crown 8vo. 60 pp.
1900. Price 2s. 6d.; Abroad, 3s.; strictly net.

Silk Manufacture.

SILK THROWING AND WASTE SILK SPINNING.

By HOLLINS RAYNER. Demy 8vo. 130 Illustrations.

[In the Press.]

Contents.

The Silkworm—Cocoon Reeling and Qualities of Silk—Silk Throwing—Silk Wastes—The Preparation of Silk Waste for Degumming—Silk Waste Degumming, Schapping and Discharging—The Opening and Dressing of Wastes—Silk Waste "Drawing" or "Preparing" Machinery—Long Spinning—Short Spinning—Spinning and Finishing Processes—Utilisation of Waste Products—Noil Spinning—Exhaust Noil Spinning.

Books on Textile and Dyeing Subjects.

THE CHEMICAL TECHNOLOGY OF TEXTILE

FIBRES: Their Origin, Structure, Preparation, Washing, Bleaching, Dyeing, Printing and Dressing. By Dr. GEORG VON GEORGIEVICS. Translated from the German by CHARLES SALTER. 320 pp. Forty-seven Illustrations. Royal 8vo. 1902. Price 10s. 6d.; India and Colonies, 11s.; Other Countries, 12s. net.

Contents.

The Textile Fibres—Artificial Fibres—Mineral Fibres—Vegetable Fibres—Cellulose—Cotton—Bombax Cotton—Vegetable Silk—Flax—Hemp—Jute—Ramie, Rhea, China Grass, Nettle Fibre—Distinguishing Tests for the Various Fibres—Animal Fibres: Silk—Animal Hairs—Sheep's Wool—Goat Wool and Camel Wool—Artificial Wool (Wool Substitutes)—Conditioning—Washing, Bleaching, Carbonising—Bleaching Agents—Cotton Bleaching—Linen Bleaching—Jute Bleaching—Hemp Bleaching—Ramie Bleaching—Scouring and Bleaching Silk—Washing and Bleaching Wool—Blueing or White Dyeing—Carbonising—Mordants and Mordanting—Dyeing—Combination of Colours: Dyeing to Pattern—Theory of Dyeing—Classification of Dye Stuffs: Methods of Dyeing—Application of Acid Dye Stuffs—Application of Basic Dye Stuffs—Application of Direct or Substantive Cotton Dyes—Application of the Mordant Dyes—Application of the Developing Dyes—Dyeing on a Manufacturing Scale: Selection of Dye Stuffs for Dyeing—Silk Dyeing—Wool Dyeing—Cotton Dyeing—Dyeing Mixed Fabrics—Sample Dyeings, Colorimetric Determinations, Reactions of Dye Stuffs on the Fibre, Tests for Fastness—Printing—Hand Printing—Calico Printing: Reproduction of Pattern by Direct Printing: Thickening Agents—Employment of Mordant Dye Stuffs, Basic, Albumin, Direct, Developing, Vat, Acid—Treatment of the Goods when Printed—Combined Printing and Dyeing—Discharge Style Printing—Reserve Style Printing—Topping Printing—Wool Printing—Silk Printing—Printing Yarns, Warps, and Combed Sliver—Dressing and Finishing—Dressing and Finishing—Substances used in Finishing—Loading Ingredients—Colouring for the Dressing Preparations—Metals or their Sulphites—Waterproofing—Fireproofing—Antiseptics for Prevention of Mould—Application of Dressings—Drying—Stretching—Finishing—Shearing, Damping, Calendering, Beetling, Moiré or Watered Effects, Stamping—Finishing Woollens—Index.

POWER-LOOM WEAVING AND YARN NUMBERING,

According to Various Systems, with Conversion Tables. Translated from the German of ANTHON GRUNER. **With Twenty-six Diagrams in Colours.** -150 pp. 1900. Crown 8vo. Price 7s. 6d.; India and Colonies, 8s.; Other Countries, 8s. 6d.; strictly net.

Contents.

Power-Loom Weaving in General. Various Systems of Looms—Mounting and Starting the Power-Loom. English Looms—Tappet or Treadle Looms—Dobbies—General Remarks on the Numbering, Reeling and Packing of Yarn—Appendix—Useful Hints. Calculating Warps—Weft Calculations—Calculations of Cost Price in Hanks.

TEXTILE RAW MATERIALS AND THEIR CONVERSION INTO YARNS. (The Study of the Raw

Materials and the Technology of the Spinning Process.) By JULIUS ZIPSER. Translated from German by CHARLES SALTER. 302 Illustrations. 500 pp. Demy 8vo. 1901. Price 10s. 6d.; India and Colonies, 11s.; Other Countries, 12s.; strictly net.

Contents.**PART I.—The Raw Materials Used in the Textile Industry.**

MINERAL RAW MATERIALS. VEGETABLE RAW MATERIALS. ANIMAL RAW MATERIALS.

PART II.—The Technology of Spinning or the Conversion of Textile Raw Materials into Yarn.

SPINNING VEGETABLE RAW MATERIALS. Cotton Spinning—Installation of a Cotton Mill—Spinning Waste Cotton and Waste Cotton Yarns—Flax Spinning—Fine Spinning—Tow Spinning—Hemp Spinning—Spinning Hemp Tow String—Jute Spinning—Spinning Jute Line Yarn—Utilising Jute Waste.

PART III.—Spinning Animal Raw Materials.

Spinning Carded Woolen Yarn—Finishing Yarn—Worsted Spinning—Finishing Worsted Yarn—Artificial Wool or Shoddy Spinning—Shoddy and Mungo Manufacture—Spinning Shoddy and other Wool Substitutes—Spinning Waste Silk—Chappe Silk—Fine Spinning—Index.

THE TECHNICAL TESTING OF YARNS AND TEXTILE FABRICS. With Reference to Official Specifications.

Translated from the German of Dr. J. HERZFELD. Second Edition. Sixty-nine Illustrations. 200 pp. Demy 8vo. 1902. Price 10s. 6d.; India and Colonies, 11s.; Other Countries, 12s.; strictly net.

Contents.

Yarn Testing. Determining the Yarn Number—Testing the Length of Yarns—Examination of the External Appearance of Yarn—Determining the Twist of Yarn and Twist—Determination of Tensile Strength and Elasticity—Estimating the Percentage of Fat in Yarn—Determination of Moisture (Conditioning)—Appendix.

DECORATIVE AND FANCY TEXTILE FABRICS.

By R. T. LORD. Manufacturers and Designers of Carpets, Damask, Dress and all Textile Fabrics. 200 pp. 1898. Demy 8vo. 132 Designs and Illustrations. Price 7s. 6d.; India and Colonies, 8s.; Other Countries, 8s. 6d.; strictly net.

Contents.

A Few Hints on Designing Ornamental Textile Fabrics—A Few Hints on Designing Ornamental Textile Fabrics (continued)—A Few Hints on Designing Ornamental Textile Fabrics (continued)—Hints for Ruled-paper Draughtsmen—The Jacquard Machine—Brussels and Wilton Carpets—Tapestry Carpets—Ingrain Carpets—Axminster Carpets—Damask and Tapestry Fabrics—Scarf Silks and Ribbons—Silk Handkerchiefs—Dress Fabrics—Mantle Cloths—Figured Plush—Bed Quilts—Calico Printing.

THEORY AND PRACTICE OF DAMASK WEAVING.

By H. KINZER and K. WALTER. Royal 8vo. Eighteen Plates. Six Illustrations. Translated from the German. [*In the press.*]

Contents.

The Various Sorts of Damask Fabrics—Drill (Ticking, Handloom-made)—Whole Damask for Tablecloths—Damask with Ground- and Connecting-warp Threads—Furniture Damask—Lampas or Hangings—Church Damasks—The Manufacture of Whole Damask—Damask Arrangement with and without Cross-Shedding—The Altered Cone-arrangement—The Principle of the Corner Lifting Cord—The Roller Principle—The Combination of the Jacquard with the so-called Damask Machine—The Special Damask Machine—The Combination of Two Tyings.

FAULTS IN THE MANUFACTURE OF WOOLLEN GOODS AND THEIR PREVENTION. By NICOLAS REISER. Translated from the Second German Edition. Crown 8vo. Sixty-three Illustrations. [In the press.]

Contents.

Improperly Chosen Raw Material or Improper Mixtures—Wrong Treatment of the Material in Washing, Carbonisation, Drying, Dyeing and Spinning—Improper Spacing of the Goods in the Loom—Wrong Placing of Colours—Wrong Weight or Width of the Goods—Breaking of Warp and Weft Threads—Presence of Doubles, Singles, Thick, Loose, and too Hard Twisted Threads as well as Tangles, Thick Knots and the Like—Errors in Cross-weaving—Inequalities, *i.e.*, Bands and Stripes—Dirty Borders—Defective Selvedges—Holes and Buttons—Rubbed Places—Creases—Spots—Loose and Bad Colours—Badly Dyed Selvedges—Hard Goods—Brittle Goods—Uneven Goods—Removal of Bands, Stripes, Creases and Spots.

Dyeing, Colour Printing, Matching and Dye-stuffs.

THE COLOUR PRINTING OF CARPET YARNS. Manual for Colour Chemists and Textile Printers. By DAVID PATERSON, F.C.S. Seventeen Illustrations. 136 pp. Demy 8vo. 1900. Price 7s. 6d.; India and Colonies, 8s.; Other Countries, 8s. 6d.; strictly net.

Contents.

Structure and Constitution of Wool Fibre—Yarn Scouring—Scouring Materials—Water for Scouring—Bleaching Carpet Yarns—Colour Making for Yarn Printing—Colour Printing Pastes—Colour Recipes for Yarn Printing—Science of Colour Mixing—Matching of Colours—"Hank" Printing—Printing Tapestry Carpet Yarns—Yarn Printing—Steaming Printed Yarns—Washing of Steamed Yarns—Aniline Colours Suitable for Yarn Printing—Glossary of Dyes and Dye-wares used in Wood Yarn Printing—Appendix.

THE SCIENCE OF COLOUR MIXING. A Manual intended for the use of Dyers, Calico Printers and Colour Chemists. By DAVID PATERSON, F.C.S. Forty-one Illustrations, **Five Coloured Plates, and Four Plates showing Eleven Dyed Specimens of Fabrics.** 132 pp. Demy 8vo. 1900. Price 7s. 6d.; India and Colonies, 8s.; Other Countries, 8s. 6d.; strictly net.

Contents.

Colour a Sensation; Colours of Illuminated Bodies; Colours of Opaque and Transparent Bodies; Surface Colour—Analysis of Light; Spectrum; Homogeneous Colours; Ready Method of Obtaining a Spectrum—Examination of Solar Spectrum; The Spectroscope and Its Construction; Colourists' Use of the Spectroscope—Colour by Absorption; Solutions and Dyed Fabrics; Dichroic Coloured Fabrics in Gaslight—Colour Primaries of the Scientist *versus* the Dyer and Artist; Colour Mixing by Rotation and Lye Dyeing; Hue, Purity, Brightness; Tints; Shades, Scales, Tones, Sad and Sombre Colours—Colour Mixing; Pure and Impure Greens, Orange and Violets; Large Variety of Shades from few Colours; Consideration of the Practical Primaries: Red, Yellow and Blue—Secondary Colours; Nomenclature of Violet and Purple Group; Tints and Shades of Violet; Changes in Artificial Light—Tertiary Shades; Broken Hues; Absorption Spectra of Tertiary Shades—Appendix: Four Plates with Dyed Specimens Illustrating Text—Index.

COLOUR MATCHING ON TEXTILES. A Manual intended for the use of Students of Colour Chemistry, Dyeing and Textile Printing. By DAVID PATERSON, F.C.S. Coloured Frontispiece. Twenty-nine Illustrations and Fourteen Specimens of Dyed Fabrics. Demy 8vo. 132 pp. 1901. Price 7s. 6d.; India and Colonies, 8s.; Other Countries, 8s. 6d.; strictly net.

Contents.

Colour Vision and Structure of the Eye—Perception of Colour—Primary and Complementary Colour Sensations—Daylight for Colour Matching—Selection of a Good Pure Light—Diffused Daylight, Direct Sunlight, Blue Skylight, Variability of Daylight, etc., etc.—Matching of Hues—Purity and Luminosity of Colours—Matching Bright Hues—Aid of Tinted Films—Matching Difficulties Arising from Contrast—Examination of Colours by Reflected

and Transmitted Lights—Effect of Lustre and Transparency of Fibres in Colour Matching—Matching of Colours on Velvet Pile—Optical Properties of Dye stuffs. Dichroism, Fluorescence—Use of Tinted Mediums—Orange Film—Defects of the Eye—Yellowing of the Lens—Colour Blindness, etc.—Matching of Dyed Silk Trimmings and Linings and Bindings—Its Difficulties—Behaviour of Shades in Artificial Light—Colour Matching of Old Fabrics, etc.—Examination of Dyed Colours under the Artificial Lights—Electric Arc, Magnesium and Dufton, Gardner Lights, Welsbach, Acetylene, etc.—Testing Qualities of an Illuminant—Influence of the Absorption Spectrum in Changes of Hue under the Artificial Lights—Study of the Causes of Abnormal Modifications of Hue, etc.

COLOUR: A HANDBOOK OF THE THEORY OF COLOUR. By GEORGE H. HURST, F.C.S. With Ten Coloured Plates and Seventy-two Illustrations. 160 pp. Demy 8vo. 1900. Price 7s. 6d.; India and Colonies, 8s.; Other Countries, 8s. 6d.; strictly net.

Contents.

Colour and Its Production. Light, Colour, Dispersion of White Light, Methods of Producing the Spectrum, Glass Prism and Diffraction Grating Spectroscopes, The Spectrum, Wave Motion of Light, Recomposition of White Light, Hue, Luminosity, Purity of Colours, The Polaroscope, Phosphorescence, Fluorescence, Interference—**Cause of Colour in Coloured Bodies.** Transmitted Colours, Absorption Spectra of Colouring Matters—**Colour Phenomena and Theories.** Mixing Colours, White Light from Coloured Lights, Effect of Coloured Light on Colours, Complementary Colours, Young Helmholtz Theory, Brewster Theory, Supplementary Colours, Maxwell's Theory, Colour Photography—**The Physiology of Light.** Structure of the Eye, Persistence of Vision, Subjective Colour Phenomena, Colour Blindness—**Contrast.** Contrast, Simultaneous Contrast, Successive Contrast, Contrast of Tone, Contrast of Colours, Modification of Colours by Contrast, Colour Contrast in Decorative Design—**Colour in Decoration and Design.** Colour Harmonies, Colour Equivalents, Illumination and Colour, Colour and Textile Fabrics, Surface Structure and Colour—**Measurement of Colour.** Colour Patch Method, The Tintometer, Chromometer.

THE DYEING OF COTTON FABRICS: A Practical Handbook for the Dyer and Student. By FRANKLIN BEECH, Practical Colourist and Chemist. 272 pp. Forty-four Illustrations of Bleaching and Dyeing Machinery. Demy 8vo. 1901. Price 7s. 6d.; India and Colonies, 8s.; Other Countries, 8s. 6d.; strictly net.

Contents.

Structure and Chemistry of the Cotton Fibre—Scouring and Bleaching of Cotton—Dyeing Machinery and Dyeing Manipulations—Principles and Practice of Cotton Dyeing—Direct Dyeing; Direct Dyeing followed by Fixation with Metallic Salts: Direct Dyeing followed by Fixation with Developers; Direct Dyeing followed by Fixation with Couplers; Dyeing on Tannic Mordant; Dyeing on Metallic Mordant; Production of Colour Direct upon Cotton Fibres; Dyeing Cotton by Impregnation with Dye-stuff Solution—Dyeing Union (Mixed Cotton and Wool) Fabrics—Dyeing Half Silk (Cotton-Silk, Satin) Fabrics—Operations following Dyeing—Washing, Soaping, Drying—Testing of the Colour of Dyed Fabrics—Experimental Dyeing and Comparative Dye Testing—Index.

The book contains numerous recipes for the production on Cotton Fabrics of all kinds of a great range of colours.

THE DYEING OF WOOLLEN FABRICS. By FRANKLIN BEECH, Practical Colourist and Chemist. Thirty-three Illustrations. Demy 8vo. 228 pp. 1902. Price 7s. 6d.; India and Colonies, 8s.; Other Countries, 8s. 6d. net.

Contents.

The Wool Fibre—Structure, Composition and Properties—Processes Preparatory to Dyeing—Scouring and Bleaching of Wool—Dyeing Machinery and Dyeing Manipulations—Loose Wool Dyeing, Yarn Dyeing and Piece Dyeing Machinery—The Principles and Practice of Wool Dyeing—Properties of Wool Dyeing—Methods of Wool Dyeing—Groups of Dyes—Dyeing with the Direct Dyes—Dyeing with Basic Dyes—Dyeing with Acid Dyes—Dyeing with Mordant Dyes—Level Dyeing—Blacks on Wool—Reds on Wool—Mordanting of Wool—Orange Shades on Wool—Yellow Shades on Wool—Green Shades on Wool—Blue Shades on Wool—Violet Shades on Wool—Brown Shades on Wool—Mode Colours on Wool—Dyeing Union (Mixed Cotton Wool) Fabrics—Dyeing of Gloria—Operations following Dyeing—Washing, Soaping, Drying—Experimental Dyeing and Comparative Dye Testing—Testing of the Colour of Dyed Fabrics—Index.

DYERS' MATERIALS: An Introduction to the Examination, Evaluation and Application of the most important Substances used in Dyeing, Printing, Bleaching and Finishing. By PAUL HEERMAN, Ph.D. Translated from the German by. A C. WRIGHT, M.A. (Oxon.), B.Sc. (Lond.). Twenty-four Illustrations. Crown 8vo. 150 pp. 1901. Price 5s.; India and Colonies, 5s. 6d.; Other Countries, 6s.; strictly net.

Contents.

Indicators—Standard Solutions—Solutions and Reagents in General Use—Water—Textile Fibres—Hydrochloric Acid—Chlorides—Fluorides and Bifluorides—Sulphuric Acid—Sulphates—Nitric Acid and Nitrates—Chlorine-Oxygen Compounds—Sulphite Compounds—Miscellaneous Compounds—Alkalies—Peroxides—Zinc Dust—Fatty Acids and Their Salts—Cyanogen Compounds—Derivatives of the Fats—Tannins—Aniline and Aniline Salts—Thickening and Stiffening Materials: Starch, Prepared and Soluble Starch, Dextrine, Gum Arabic, Gum Senegal, Gum Tragacanth, Glue, Size—Dyes—Appendix: Atomic Weights of the Elements—Molecular Weights of Certain Compounds—Gravimetric Equivalents—Volumetric Equivalents—Plate I., Microscopic Appearance of the Textile Fibres—Plate II., Microscopic Appearance of the Different Varieties of Starch—Index.

Reissue of

THE ART OF DYEING WOOL, SILK AND COTTON.

Translated from the French of M. HELLOT, M. MACQUER and M. LE PILEUR D'APLIGNY. First Published in English in 1789. Six Plates. Demy 8vo. 446 pp. 1901. Price 5s.; India and Colonies, 5s. 6d.; Other Countries, 6s.; strictly net.

Contents.

Part I., The Art of Dyeing Wool and Woollen Cloth, Stuffs, Yarn, Worsted, etc. Part II., The Art of Dyeing Silk. Part III., The Art of Dyeing Cotton and Linen Thread, together with the Method of Stamping Silks, Cottons, etc.

THE CHEMISTRY OF DYE-STUFFS. By Dr. GEORG VON

GEORGIEVICS. Translated from the Second German Edition. 412 pp. Demy 8vo. 1903. Price 10s. 6d.; India and Colonies, 11s.; Other Countries, 12s.; strictly net.

Contents.

Introduction—Coal Tar—Intermediate Products in the Manufacture of Dye-stuffs—The Artificial Dye-stuffs (Coal-tar Dyes)—Nitroso Dye-stuffs—Nitro Dye-stuffs—Azo Dye-stuffs—Substantive Cotton Dye-stuffs—Azoxystilbene Dye-stuffs—Hydrazones—Ketoneimides—Triphenylmethane Dye-stuffs—Rosolic Acid Dye-stuffs—Xanthene Dye-stuffs—Xanthone Dye-stuffs—Flavones—Oxyketone Dye-stuffs—Quinoline and Acridine Dye-stuffs—Quinonimide or Diphenylamine Dye-stuffs—The Azine Group: Eurhodines, Safranines and Indulines—Eurhodines—Safranines—Quinoxalines—Indigo—Dye-stuffs of Unknown Constitution—Sulphur or Sulphine Dye-stuffs—Development of the Artificial Dye-stuff Industry—The Natural Dye-stuffs—Mineral Colours—Index.

Bleaching and Washing.

A PRACTICAL TREATISE ON THE BLEACHING OF LINEN AND COTTON YARN AND FABRICS. By

L. TAILFER, Chemical and Mechanical Engineer. Translated from the French by JOHN GEDDES McINTOSH. Demy 8vo. 303 pp. Twenty Illustrations. 1901. Price 12s. 6d.; India and Colonies, 13s. 6d.; Other Countries, 15s.; strictly net.

Contents.

General Considerations on Bleaching—Steeping—Washing: Its End and Importance—Roller Washing Machines—Wash Wheel (Dash Wheel)—Stocks or Wash Mill—Squeezing—Lye Boiling—Lye Boiling with Milk of Lime—Lye Boiling with Soda Lyes—Description of Lye Boiling Keirs—Operations of Lye Boiling—Concentration of Lyes—Mather and Platt's Keir—Description of the Keir—Saturation of the Fabrics—Alkali used in Lye Boiling—Examples of Processes—Soap—Action of Soap in Bleaching—Quality and Quantity of Soaps to use in the Lye—Soap Lyes or Scalds—Soap Scouring Stocks—Bleaching on Grass or on the Bleaching Green or Lawn—Chemicking—Remarks on Chlorides and their Decolour-

ising Action—Chemicking Cisterns—Chemicking—Strengths, etc.—Sours—Properties of the Acids—Effects Produced by Acids—Souring Cisterns—Drying—Drying by Steam—Drying by Hot Air—Drying by Air—Damages to Fabrics in Bleaching—Yarn Mildew—Fermentation—Iron Rust Spots—Spots from Contact with Wood—Spots incurred on the Bleaching Green—Damages arising from the Machines—Examples of Methods used in Bleaching—Linen—Cotton—The Valuation of Caustic and Carbonated Alkali (Soda) and General Information Regarding these Bodies—Object of Alkalimetry—Titration of Carbonate of Soda—Comparative Table of Different Degrees of Alkalimetric Strength—Five Problems relative to Carbonate of Soda—Caustic Soda, its Properties and Uses—Mixtures of Carbonated and Caustic Alkali—Note on a Process of Manufacturing Caustic Soda and Mixtures of Caustic and Carbonated Alkali (Soda)—Chlorometry—Titration—Wagner's Chlorometric Method—Preparation of Standard Solutions—Apparatus for Chlorine Valuation—Alkali in Excess in Decolourising Chlorides—Chlorine and Decolourising Chlorides—Synopsis—Chlorine—Chloride of Lime—Hypochlorite of Soda—Brochoki's Chlorozone—Various Decolourising Hypochlorites—Comparison of Chloride of Lime and Hypochlorite of Soda—Water—Qualities of Water—Hardness—Dervaux's Purifier—Testing the Purified Water—Different Plant for Purification—Filters—Bleaching of Yarn—Weight of Yarn—Lye Boiling—Chemicking—Washing—Bleaching of Cotton Yarn—The Installation of a Bleach Works—Water Supply—Steam Boilers—Steam Distribution Pipes—Engines—Keirs—Washing—Machines—Stocks—Wash Wheels—Chemicking and Souring Cisterns—Various—Buildings—Addenda—Energy of Decolourising Chlorides and Bleaching by Electricity and Ozone—Energy of Decolourising Chlorides—Chlorides—Production of Chlorine and Hypochlorites by Electrolysis—Lunge's Process for increasing the intensity of the Bleaching Power of Chloride of Lime—Trilfer's Process for Removing the Excess of Lime or Soda from Decolourising Chlorides—Bleaching by Ozone.

Cotton Spinning and Combing.

COTTON SPINNING (First Year). By THOMAS THORNLEY, Spinning Master, Bolton Technical School. 160 pp. Eighty-four Illustrations. Crown 8vo. 1901. Price 3s.; Abroad, 3s. 6d.; strictly net.

Contents.

Syllabus and Examination Papers of the City and Guilds of London Institute—Cultivation, Classification, Ginning, Baling and Mixing of the Raw Cotton—Bale-Breakers, Mixing Lattices and Hopper Feeders—Opening and Scutching—Carding—Indexes.

COTTON SPINNING (Intermediate, or Second Year). By THOMAS THORNLEY. 180 pp. Seventy Illustrations. Crown 8vo. 1901. Price 5s.; India and British Colonies, 5s. 6d.; Other Countries, 6s.; strictly net.

Contents.

Syllabuses and Examination Papers of the City and Guilds of London Institute—The Combing Process—The Drawing Frame—Bobbin and Fly Frames—Mule Spinning—Ring Spinning—General Indexes.

COTTON SPINNING (Honours, or Third Year). By THOMAS THORNLEY. 216 pp. Seventy-four Illustrations. Crown 8vo. 1901. Price 5s.; India and British Colonies, 5s. 6d.; Other Countries, 6s.; strictly net.

Contents.

Syllabuses and Examination Papers of the City and Guilds of London Institute—Cotton—The Practical Manipulation of Cotton Spinning Machinery—Doubling and Winding—Reeling—Warping—Production and Costs—Main Driving—Arrangement of Machinery and Mill Planning—Waste and Waste Spinning—Indexes.

COTTON COMBING MACHINES. By THOS. THORNLEY, Spinning Master, Technical School, Bolton. Demy 8vo. 117 Illustrations. 300 pp. 1902. Price 7s. 6d.; India and Colonies, 8s.; Other Countries, 8s. 6d. net.

Contents.

The Sliver Lap Machine and the Ribbon Cap Machine—General Description of the Heilmann Comber—The Cam Shaft—On the Detaching and Attaching Mechanism of the Comber—Resetting of Combers—The Erection of a Heilmann Comber—Stop Motions: Various Calculations—Various Notes and Discussions—Cotton Combing Machines of Continental Make—Index.

Collieries and Mines.

RECOVERY WORK AFTER PIT FIRES. A Description of the Principal Methods Pursued, especially in Fiery Mines, and of the Various Appliances Employed, such as Respiratory and Rescue Apparatus, Dams, etc. By ROBERT LAMPRECHT, Mining Engineer and Manager. Translated from the German. Illustrated by Six large Plates, containing Seventy-six Illustrations. 175 pp., demy 8vo. 1901. Price 10s 6d.; India and Colonies, 11s.; Other Countries, 12s.; strictly net.

Contents.

Causes of Pit Fires—Preventive Regulations: (1) The Outbreak and Rapid Extension of a Shaft Fire can be most reliably prevented by Employing little or no Combustible Material in the Construction of the Shaft; (2) Precautions for Rapidly Localising an Outbreak of Fire in the Shaft; (3) Precautions to be Adopted in case those under 1 and 2 Fail or Prove Inefficient. Precautions against Spontaneous Ignition of Coal. Precautions for Preventing Explosions of Fire-damp and Coal Dust. Employment of Electricity in Mining, particularly in Fiery Pits. Experiments on the Ignition of Fire-damp Mixtures and Clouds of Coal Dust by Electricity—**Indications of an Existing or Incipient Fire—Appliances for Working in Irrespirable Gases:** Respiratory Apparatus; Apparatus with Air Supply Pipes; Reservoir Apparatus; Oxygen Apparatus—**Extinguishing Pit Fires:** (a) Chemical Means; (b) Extinction with Water. Dragging down the Burning Masses and Packing with Clay; (c) Insulating the Seat of the Fire by Dams. Dam Building. Analyses of Fire Gases. Isolating the Seat of a Fire with Dams; Working in Irrespirable Gases ("Gas-diving"); Air-Lock Work. Complete Isolation of the Pit. Flooding a Burning Section isolated by means of Dams. Wooden Dams; Masonry Dams. Examples of Cylindrical and Dome-shaped Dams. Dam Doors; Flooding the Whole Pit—**Rescue Stations:** (a) Stations above Ground; (b) Underground Rescue Stations—**Spontaneous Ignition of Coal in Bulk—Index.**

VENTILATION IN MINES. By ROBERT WABNER, Mining Engineer. Translated from the German. Royal 8vo. Thirty Plates and Twenty-two Illustrations. 240 pp. 1903. Price 10s. 6d.; India and Colonies, 11s.; Other Countries, 12s.; strictly net.

Contents.

The Causes of the Contamination of Pit Air—The Means of Preventing the Dangers resulting from the Contamination of Pit Air—Calculating the Volume of Ventilating Current necessary to free Pit Air from Contamination—Determination of the Resistance Opposed to the Passage of Air through the Pit—Laws of Resistance and Formulæ therefor—Fluctuations in the Temperature or Specific Resistance of a Pit—Means for Providing a Ventilating Current in the Pit—Mechanical Ventilation—Ventilators and Fans—Determining the Theoretical, Initial, and True (Effective) Depression of the Centrifugal Fan—New Types of Centrifugal Fan of Small Diameter and High Working Speed—Utilising the Ventilating Current to the utmost Advantage and distributing the same through the Workings—Artificially retarding the Ventilating Current—Ventilating Preliminary Workings—Blind Headings—Separate Ventilation—Supervision of Ventilation—INDEX.

HAULAGE AND WINDING APPLIANCES USED IN MINING. By CARL VOLK. Translated from the German. Royal 8vo. With Six Plates and 146 Illustrations. [In the press.]

Contents.

Haulage Appliances—Ropes—Haulage Tubs and Tracks—Cages and Winding Appliances—Winding Engines for Vertical Shafts—Winding without Ropes—Haulage in Levels and Inclines—The Working of Underground Engines—Machinery for Downhill Haulage.

Engineering, Smoke Prevention and Metallurgy.

THE PREVENTION OF SMOKE. Combined with the Economical Combustion of Fuel. By W. C. POPPLEWELL, M.Sc., A.M.Inst., C.E., Consulting Engineer. Forty-six Illustrations. 190 pp. 1901. Demy 8vo. Price 7s. 6d.; India and Colonies, 8s.; Other Countries, 8s. 6d.; strictly net.

Contents.

Fuel and Combustion—Hand Firing in Boiler Furnaces—Stoking by Mechanical Means—Powdered Fuel—Gaseous Fuel—Efficiency and Smoke Tests of Boilers—Some Standard Smoke Trials—The Legal Aspect of the Smoke Question—The Best Means to be adopted for the Prevention of Smoke—Index.

GAS AND COAL DUST FIRING. A Critical Review of the Various Appliances Patented in Germany for this purpose since 1885. By ALBERT PÜTSCH. 130 pp. Demy 8vo. 1901. Translated from the German. With 103 Illustrations. Price 7s. 6d.; India and Colonies, 8s.; Other Countries, 8s. 6d.; strictly net.

Contents.

Generators—Generators Employing Steam—Stirring and Feed Regulating Appliances—Direct Generators—Burners—Regenerators and Recuperators—Glass Smelting Furnaces—Metallurgical Furnaces—Pottery Furnace—Coal Dust Firing—Index.

THE HARDENING AND TEMPERING OF STEEL IN THEORY AND PRACTICE. By FRIDOLIN REISER.

Translated from the German of the Third Edition. Crown 8vo. 120 pp. 1903. Price 5s.; India and British Colonies, 5s. 6d.; Other Countries, 6s.; strictly net.

Contents.

Steel—Chemical and Physical Properties of Steel, and their Casual Connection—Classification of Steel according to Use—Testing the Quality of Steel—Steel-Hardening—Investigation of the Causes of Failure in Hardening—Regeneration of Steel Spoilt in the Furnace—Welding Steel—Index.

SIDEROLOGY: THE SCIENCE OF IRON (The Constitution of Iron Alloys and Slags). Translated from German of HANNS FREIHERR V. JÜPTNER. 350 pp. Demy 8vo. Eleven Plates and Ten Illustrations. 1902. Price 10s. 6d.; India and Colonies, 11s.; Other Countries, 12s.; net.

Contents.

The Theory of Solution.—Solutions—Molten Alloys—Varieties of Solutions—Osmotic Pressure—Relation between Osmotic Pressure and other Properties of Solutions—Osmotic Pressure and Molecular Weight of the Dissolved Substance—Solutions of Gases—Solid Solutions—Solubility—Diffusion—Electrical Conductivity—Constitution of Electrolytes and Metals—Thermal Expansion. **Micrography.**—Microstructure—The Micrographical Constituents of Iron—Relation between Micrographical Composition, Carbon-Content, and Thermal Treatment of Iron Alloys—The Microstructure of Slags. **Chemical Composition of the Alloys of Iron.**—Constituents of Iron Alloys—Carbon—Constituents of the Iron Alloys, Carbon—Opinions and Researches on Combined Carbon—Opinions and Researches on Combined Carbon—Applying the Curves of Solution deduced from the Curves of Recalescence to the Determination of the Chemical Composition of the Carbon present in Iron Alloys—The Constituents of Iron—Iron—The Constituents of Iron Alloys—Manganese—Remaining Constituents of Iron Alloys—A Silicon—Gases. **The Chemical Composition of Slag.**—Silicate Slags—Calculating the Composition of Silicate Slags—Phosphate Slags—Oxide Slags—Appendix—Index.

EVAPORATING, CONDENSING AND COOLING APPARATUS. Explanations, Formulæ and Tables for Use in Practice. By E. HAUSBRAND, Engineer. Translated by A. C. WRIGHT, M.A. (Oxon.), B.Sc. (Lond.). With Twenty-one Illustrations and Seventy-six Tables. 400 pp. Demy 8vo. 1903. Price 10s. 6d.; India and Colonies, 11s.; Other Countries, 12s.; net.

Contents.

ReCoefficient of Transmission of Heat, k , and the Mean Temperature Difference, θ/m —Parallel and Opposite Currents—Apparatus for Heating with Direct Fire—The Injection of Saturated Steam—Superheated Steam—Evaporation by Means of Hot Liquids—The Transference of Heat in General, and Transference by means of Saturated Steam in Particular—The Transference of Heat from Saturated Steam in Pipes (Coils) and Double Bottoms—Evaporation in a Vacuum—The Multiple-effect Evaporator—Multiple-effect Evaporators from which Extra Steam is Taken—The Weight of Water which must be Evaporated from 100 Kilos. of Liquor in order its Original Percentage of Dry Materials from 1-25 per cent. up to 20-70 per cent.—The Relative Proportion of the Heating Surfaces in the Elements of the Multiple Evaporator and their Actual Dimensions—The Pressure Exerted by Currents of Steam and Gas upon Floating Drops of Water—The Motion of Floating Drops of Water

upon which Press Currents of Steam—The Splashing of Evaporating Liquids—The Diameter of Pipes for Steam, Alcohol, Vapour and Air—The Diameter of Water Pipes—The Loss of Heat from Apparatus and Pipes to the Surrounding Air, and Means for Preventing the Loss—Condensers—Heating Liquids by Means of Steam—The Cooling of Liquids—The Volumes to be Exhausted from Condensers by the Air-pumps—A Few Remarks on Air-pumps and the Vacua they Produce—The Volumetric Efficiency of Air-pumps—The Volumes of Air which must be Exhausted from a Vessel in order to Reduce its Original Pressure to a Certain Lower Pressure—Index.

Dental Metallurgy.

DENTAL METALLURGY: MANUAL FOR STUDENTS AND DENTISTS. By A. B. GRIFFITHS, Ph.D. Demy 8vo. Thirty-six Illustrations. 1903. 200 pp. Price 7s. 6d.; India and Colonies, 8s.; Other Countries, 8s. 6d.; strictly net.

Contents.

Introduction—Physical Properties of the Metals—Action of Certain Agents on Metals—Alloys—Action of Oral Bacteria on Alloys—Theory and Varieties of Blowpipes—Fluxes—Furnaces and Appliances—Heat and Temperature—Gold—Mercury—Silver—Iron—Copper—Zinc—Magnesium—Cadmium—Tin—Lead—Aluminium—Antimony—Bismuth—Palladium—Platinum—Iridium—Nickel—Practical Work—Weights and Measures.

Plumbing, Decorating, Metal Work, etc., etc.

EXTERNAL PLUMBING WORK. A Treatise on Lead Work for Roofs. By JOHN W. HART, R.P.C. 180 Illustrations. 272 pp. Demy 8vo. Second Edition Revised. 1902. Price 7s. 6d.; India and Colonies, 8s.; Other Countries, 8s. 6d.; strictly net.

Contents.

Cast Sheet Lead—Milled Sheet Lead—Roof Cesspools—Socket Pipes—Drips—Gutters—Gutters (continued)—Breaks—Circular Breaks—Flats—Flats (continued)—Rolls on Flats—Roll Ends—Roll Intersections—Seam Rolls—Seam Rolls (continued)—Tack Fixings—Step Flashings—Step Flashings (continued)—Secret Gutters—Soakers—Hip and Valley Soakers—Dormer Windows—Dormer Windows (continued)—Dormer Tops—Internal Dormers—Skylights—Hips and Ridging—Hips and Ridging (continued)—Fixings for Hips and Ridging—Ornamental Ridging—Ornamental Curb Rolls—Curb Rolls—Cornices—Towers and Finials—Towers and Finials (continued)—Towers and Finials (continued)—Domes—Domes (continued)—Ornamental Lead Work—Rain Water Heads—Rain Water Heads (continued)—Rain Water Heads (continued).

HINTS TO PLUMBERS ON JOINT WIPING, PIPE BENDING AND LEAD BURNING. Third Edition, Revised and Corrected. By JOHN W. HART, R.P.C. 184 Illustrations. 313 pp. Demy 8vo. 1901. Price 7s. 6d.; India and Colonies, 8s.; Other Countries, 8s. 6d.; strictly net.

Contents.

Pipe Bending—Pipe Bending (continued)—Pipe Bending (continued)—Square Pipe Bendings—Half-circular Elbows—Curved Bends on Square Pipe—Bossed Bends—Curved Plinth Bends—Rain-water Shoes on Square Pipe—Curved and Angle Bends—Square Pipe Fixings—Joint-wiping—Substitutes for Wiped Joints—Preparing Wiped Joints—Joint Fixings—Plumbing Irons—Joint Fixings—Use of "Touch" in Soldering—Underhand Joints—Blown and Copper Bit Joints—Branch Joints—Branch Joints (continued)—Block Joints—Block Joints (continued)—Block Fixings—Astragal Joints—Pipe Fixings—Large Branch Joints—Large Underhand Joints—Solders—Autogenous Soldering or Lead Burning—Index.

THE PRINCIPLES AND PRACTICE OF DIPPING, BURNISHING, LACQUERING AND BRONZING BRASS WARE. By W. NORMAN BROWN. 35 pp. Crown 8vo. 1900. Price 2s.; Abroad, 2s. 6d.; strictly net.

WORKSHOP WRINKLES for Decorators, Painters, Paper-hangers and Others. By W. N. BROWN. Crown 8vo. 128 pp. 1901. Price 2s. 6d.; Abroad, 3s.; strictly net.

HOUSE DECORATING AND PAINTING. By W. NORMAN BROWN. Eighty-eight Illustrations. 150 pp. Crown 8vo. 1900. Price 3s. 6d.; India and Colonies, 4s.; Other Countries, 4s. 6d.; strictly net.

A HISTORY OF DECORATIVE ART. By W. NORMAN BROWN. Thirty-nine Illustrations. 96 pp. Crown 8vo. 1900. Price 2s. 6d.; Abroad, 3s.; strictly net.

A HANDBOOK ON JAPANING AND ENAMELLING FOR CYCLES, BEDSTEADS, TINWARE, ETC. By WILLIAM NORMAN BROWN. 52 pp. and Illustrations. Crown 8vo. 1901. Price 2s.; Abroad, 2s. 6d.; net.

THE PRINCIPLES OF HOT WATER SUPPLY. By JOHN W. HART, R.P.C. With 129 Illustrations. 1900. 177 pp., demy 8vo. Price 7s. 6d.; India and Colonies, 8s.; Other Countries, 8s. 6d.; strictly net.

Contents.

Water Circulation—The Tank System—Pipes and Joints—The Cylinder System—Boilers for the Cylinder System—The Cylinder System—The Combined Tank and Cylinder System—Combined Independent and Kitchen Boiler—Combined Cylinder and Tank System with Duplicate Boilers—Indirect Heating and Boiler Explosions—Pipe Boilers—Safety Valves—Safety Valves—The American System—Heating Water by Steam—Steam Kettles and Jets—Heating Power of Steam—Covering for Hot Water Pipes—Index.

Brewing and Botanical.

HOPS IN THEIR BOTANICAL, AGRICULTURAL AND TECHNICAL ASPECT, AND AS AN ARTICLE OF COMMERCE. By EMMANUEL GROSS, Professor at the Higher Agricultural College, Tetschen-Liebwerd. Translated from the German. Seventy-eight Illustrations. 1900. 340 pp. Demy 8vo. Price 12s. 6d.; India and Colonies, 13s. 6d.; Other Countries, 15s.; strictly net.

Contents.

HISTORY OF THE HOP—THE HOP PLANT—Introductory—The Roots—The Stem—and Leaves—Inflorescence and Flower: Inflorescence and Flower of the Male Hop; Inflorescence and Flower of the Female Hop—The Fruit and its Glandular Structure: The Fruit and Seed—Propagation and Selection of the Hop—Varieties of the Hop: (a) Red Hops; (b) Green Hops; (c) Pale Green Hops—Classification according to the Period of Ripening: Early August Hops; Medium Early Hops; Late Hops—Injuries to Growth—Leaves Turning Yellow, Summer or Sunbrand, Cones Dropping Off, Honey Dew, Damage from Wind, Hail and Rain; Vegetable Enemies of the Hop: Animal Enemies of the Hop—Beneficial Insects on Hops—CULTIVATION—The Requirements of the Hop in Respect of Climate, Soil and Situation: Climate; Soil; Situation—Selection of Variety and Cuttings—Planting a Hop Garden: Drainage; Preparing the Ground; Marking-out for Planting; Planting; Cultivation and Cropping of the Hop Garden in the First Year—Work to be Performed Annually in the Hop Garden: Working the Ground; Cutting; The Non-cutting System; The Proper Performance of the Operation of Cutting: Method of Cutting: Close Cutting, Ordinary Cutting, The Long Cut, The Topping Cut; Proper Season for Cutting: Autumn Cutting, Spring Cutting; Manuring; Training the Hop Plant: Poled Gardens, Frame Training; Principal Types of Frames; Pruning, Cropping, Topping, and Leaf Stripping the Hop Plant; Picking, Drying and Bagging—Principal and Subsidiary Utilisation of Hops and Hop Gardens—Life of a Hop Garden; Subsequent Cropping—Cost of Production, Yield and Selling Prices.

Preservation and Storage—Physical and Chemical Structure of the Hop Cone—Judging the Value of Hops.

Statistics of Production—The Hop Trade—Index.

Timber and Wood Waste.

TIMBER: A Comprehensive Study of Wood in all its Aspects (Commercial and Botanical), showing the Different Applications and Uses of Timber in Various Trades, etc. Translated from the French of PAUL CHARPENTIER. Royal 8vo. 437 pp. 178 Illustrations. 1902. Price 12s. 6d.; India and Colonies, 13s. 6d.; Other Countries, 15s.; net.

Contents.

Physical and Chemical Properties of Timber—Composition of the Vegetable Bodies—Chief Elements—M. Frey's Researches—Elementary Organs of Plants and especially of Forests—Different Parts of Wood Anatomically and Chemically Considered—General Properties of Wood—**Description of the Different Kinds of Wood**—Principal Essences with Caducous Leaves—Coniferous Resinous Trees—**Division of the Useful Varieties of Timber in the Different Countries of the Globe**—European Timber—African Timber—Asiatic Timber—American Timber—Timber of Oceania—**Forests**—General Notes as to Forests; their Influence—Opinions as to Sylviculture—Improvement of Forests—Unwooding and Rewooding—Preservation of Forests—Exploitation of Forests—Damage caused to Forests—Different Alterations—**The Preservation of Timber**—Generalities—Causes and Progress of Deterioration—History of Different Proposed Processes—Dessication—Superficial Carbonisation of Timber—Processes by Immersion—Generalities as to Antiseptics Employed—Injection Processes in Closed Vessels—The Boucherie System, Based upon the Displacement of the Sap—Processes for Making Timber Uninflammable—**Applications of Timber**—Generalities—Working Timber—Paving—Timber for Mines—Railway Traverses—Accessory Products—Gums—Works of M. Frey—Resins—Barks—Tan—Application of Cork—The Application of Wood to Art and Dyeing—Different Applications of Wood—Hard Wood—Distillation of Wood—Pyroligneous Acid—Oil of Wood—Distillation of Resins—Index.

THE UTILISATION OF WOOD WASTE. Translated from the German of ERNST HUBBARD. Crown 8vo. 192 pp. 1902. Fifty Illustrations. Price 5s.; India and Colonies, 5s. 6d.; Other Countries, 6s.; net.

Contents.

General Remarks on the Utilisation of Sawdust—Employment of Sawdust as Fuel, with and without Simultaneous Recovery of Charcoal and the Products of Distillation—Manufacture of Oxalic Acid from Sawdust—Process with Soda Lye; Thorn's Process; Bohlig's Process—Manufacture of Spirit (Ethyl Alcohol) from Wood Waste—Patent Dyes (Organic Sulphides, Sulphur Dyes, or Mercapto Dyes)—Artificial Wood and Plastic Compositions from Sawdust—Production of Artificial Wood Compositions for Moulded Decorations—Employment of Sawdust for Blasting Powders and Gunpowders—Employment of Sawdust for Briquettes—Employment of Sawdust in the Ceramic Industry and as an Addition to Mortar—Manufacture of Paper Pulp from Wood—Casks—Various Applications of Sawdust and Wood Refuse—Calcium Carbide—Manure—Wood Mosaic Plaques—Bottle Stoppers—Parquetry—Fire-lighters—Carborundum—The Production of Wood Wool—Bark—Index.

Building and Architecture.

THE PREVENTION OF DAMPNESS IN BUILDINGS;

with Remarks on the Causes, Nature and Effects of Saline, Efflorescences and Dry-rot, for Architects, Builders, Overseers, Plasterers, Painters and House Owners. By ADOLF WILHELM KEIM. Translated from the German of the second revised Edition by M. J. SALTER, F.I.C., F.C.S. Eight Coloured Plates and Thirteen Illustrations. Crown 8vo. 115 pp. 1902. Price 5s.; India and Colonies, 5s. 6d.; Other Countries, 6s.; net.

Contents.

The Various Causes of Dampness and Decay of the Masonry of Buildings, and the Structural and Hygienic Evils of the Same—Precautionary Measures during Building against Dampness and Efflorescence—Methods of Remedying Dampness and Efflorescences in the Walls of Old Buildings—The Artificial Drying of New Houses, as well as Old Damp Dwellings, and the Theory of the Hardening of Mortar—New, Certain and Permanently Efficient Methods for Drying Old Damp Walls and Dwellings—The Cause and Origin of Dry-rot: its Injurious Effect on Health, its Destructive Action on Buildings, and its Successful Repression—Methods of Preventing Dry-rot to be Adopted During Construction—Old Methods of Preventing Dry-rot—Recent and More Efficient Remedies for Dry-rot—Index.

GLOSSARY OF TECHNICAL TERMS USED IN ARCHITECTURE, BUILDING, PLUMBING, AND THE ALLIED TRADES AND SUBJECTS. By AUGUSTINE C. PASSMORE. -Demy 8vo. About 400 pp. *[In the press.]*

Foods and Sweetmeats.

THE MANUFACTURE OF PRESERVED FOODS AND SWEETMEATS. By A. HAUSNER. With Twenty-eight Illustrations. Translated from the German of the third enlarged Edition. Crown 8vo. 225 pp. 1902. Price 7s. 6d.; India and Colonies, 8s.; Other Countries, 8s. 6d.; net.

Contents.

The Manufacture of Conserves—Introduction—The Causes of the Putrefaction of Food—The Chemical Composition of Foods—The Products of Decomposition—The Causes of Fermentation and Putrefaction—Preservative Bodies—The Various Methods of Preserving Food—The Preservation of Animal Food—Preserving Meat by Means of Ice—The Preservation of Meat by Charcoal—Preservation of Meat by Drying—The Preservation of Meat by the Exclusion of Air—The Appert Method—Preserving Flesh by Smoking—Quick Smoking—Preserving Meat with Salt—Quick Salting by Air Pressure—Quick Salting by Liquid Pressure—Gamble's Method of Preserving Meat—The Preservation of Eggs—Preservation of White and Yolk of Egg—Milk Preservation—Condensed Milk—The Preservation of Fat—Manufacture of Soup Tablets—Meat Biscuits—Extract of Beef—The Preservation of Vegetable Foods in General—Compressing Vegetables—Preservation of Vegetables by Appert's Method—The Preservation of Fruit—Preservation of Fruit by Storage—The Preservation of Fruit by Drying—Drying Fruit by Artificial Heat—Roasting Fruit—The Preservation of Fruit with Sugar—Boiled Preserved Fruit—The Preservation of Fruit in Spirit, Acetic Acid or Glycerine—Preservation of Fruit without Boiling—Jam Manufacture—The Manufacture of Fruit Jellies—The Making of Gelatine Jellies—The Manufacture of "Sulzen"—The Preservation of Fermented Beverages—**The Manufacture of Candies**—Introduction—The Manufacture of Candied Fruit—The Manufacture of Boiled Sugar and Caramel—The Candying of Fruit—Caramelised Fruit—The Manufacture of Sugar Sticks, or Barley Sugar—Bonbon Making—Fruit Drops—The Manufacture of Dragées—The Machinery and Appliances used in Candy Manufacture—Dyeing Candies and Bonbons—Essential Oils used in Candy Making—Fruit Essences—The Manufacture of Filled Bonbons, Liqueur Bonbons and Stamped Lozenges—Recipes for Jams and Jellies—Recipes for Bonbon Making—Dragées—Appendix—Index.

Dyeing Fancy Goods.

THE ART OF DYEING AND STAINING MARBLE, ARTIFICIAL STONE, BONE, HORN, IVORY AND WOOD, AND OF IMITATING ALL SORTS OF WOOD. A Practical Handbook for the Use of Joiners, Turners, Manufacturers of Fancy Goods, Stick and Umbrella Makers, Comb Makers, etc. Translated from the German of D. H. SOXHLET, Technical Chemist. Crown 8vo. 168 pp. 1902. Price 5s.; India and Colonies, 5s. 6d.; Other Countries, 6s.; net.

Contents.

Mordants and Stains—Natural Dyes—Artificial Pigments—Coal Tar Dyes—Staining Marble and Artificial Stone—Dyeing, Bleaching and Imitation of Bone, Horn and Ivory—Imitation of Tortoiseshell for Combs: Yellows, Dyeing Nuts—Jvory—Wood Dyeing—Imitation of Mahogany: Dark Walnut, Oak, Birch-Bark, Elder-Marquetry, Walnut, Walnut-Marquetry, Mahogany, Spanish Mahogany, Palisander and Rose Wood, Tortoiseshell, Oak, Ebony, Pear Tree—Black Dyeing Processes with Penetrating Colours—Varnishes and Polishes: English Furniture Polish, Vienna Furniture Polish, Amber Varnish, Copal Varnish, Composition for Preserving Furniture—Index.

Lithography and Engraving.

PRACTICAL LITHOGRAPHY. By JOSEPH KIRKBRIDE.
Demy 8vo. With Plates and Illustrations. *[In the press.]*

Contents.

Stones—Transfer Inks—Transfer Papers—Transfer Printing—Litho Press—Press Work—Machine Printing—Colour Printing—Substitutes for Lithographic Stones—Tin Plate Printing and Decoration—Photo-Lithography.

ENGRAVING FOR ILLUSTRATION. HISTORICAL AND PRACTICAL NOTES. By J. KIRKBRIDE. 72 pp.
Two Plates and Illustrations. Crown 8vo. Price 2s. 6d.; Abroad, 3s.; strictly net.

Contents.

Its Inception—Wood Engraving—Metal Engraving—Engraving in England—Etching—Mezzotint—Photo-Process Engraving—The Engraver's Task—Appreciative Criticism—Index.

Bookbinding.

PRACTICAL BOOKBINDING. By PAUL ADAM. Translated from the German. Demy 8vo. With 129 Illustrations. *[In the press.]*

Contents.

Materials for Sewing and Pasting—Materials for Covering the Book—Materials for Decorating and Finishing—Tools—General Preparatory Work—Sewing—Forwarding, Cutting, Rounding and Backing—Forwarding, Decoration of Edges and Headbanding—Boarding—Preparing the Cover—Work with the Blocking Press—Treatment of Sewn Books, Fastening in Covers, and Finishing Off—Handtooling and Other Decoration—Account Books—School Books, Mounting Maps, Drawings, etc.—Index.

Sugar Refining.

THE TECHNOLOGY OF SUGAR: Practical Treatise on the Modern Methods of Manufacture of Sugar from the Sugar Cane and Sugar Beet. By JOHN GEDDES MCINTOSH. Demy 8vo. 83 Illustrations. *[In the press.]*

Contents.

Chemistry of Sucrose,¹ Lactose, Maltose, Glucose, Invert Sugar, etc.—Purchase and Analysis of Beets—Treatment of Beets—Diffusion—Filtration—Concentration—Evaporation—**Sugar Cane:** Cultivation—Milling—Diffusion—Sugar Refining—Analysis of Raw Sugars—Chemistry of Molasses, etc.

New Textile Books.

(See also pp. 19-24.)

TEXTILE CALCULATIONS, especially relating to Woollens.
From the German of N. REISER. Thirty-four Illustrations. Tables.
[In the press]

Contents.

Calculating the Raw Material—Proportion of Different Grades of Wool to Furnish Mixture at a Given Price—Quantity to Produce a Given Length—Yarn Calculations—Yarn Number—Working Calculations—Calculating the Reed Count—Cost of Weaving, etc.

WATERPROOFING FABRICS AND MATERIALS. B
Dr. S. MICRZINSKI. Twenty-nine Illustrations. [In the press]

Contents.

Preparing the Fabrics—Impregnating the Fabrics—Drying—Paraffin—Cupric Oxide Ammonia—Size—Tannin—Metallic Oxides, etc.

SCOTT, GREENWOOD & Co. will forward any of the above Books, *post free*, upon receipt of remittance at the published price, or they can be obtained through all Booksellers.


Full List of Contents of any of the books will be sent on application, and particulars of books in the press will be sent when ready to persons sending name and address.

SCOTT, GREENWOOD & CO.,

Technical Book Publishers,

19 LUDGATE HILL, LONDON, E.C.

RA
1/41

**RETURN
TO** 

LIBRARY SCHOOL LIBRARY
2 South Hall

642-2253

LOAN PERIOD 1

2

3

4

5

6

ALL BOOKS MAY BE RECALLED AFTER 7 DAYS

DUE AS STAMPED BELOW

DEC 3 1982

U.C. BERKELEY LIBRARIES



027519541

Z1023

75

Kirkbride

161903

