


CIRCLE OF COLOUR



**Guidebook for investigations with a colour projector
based on the Goethean Theory of Colour and**

**The Spectro-Chrome
Therapeutic System
of Dinshah P. Ghadiali**

Circle of Colour

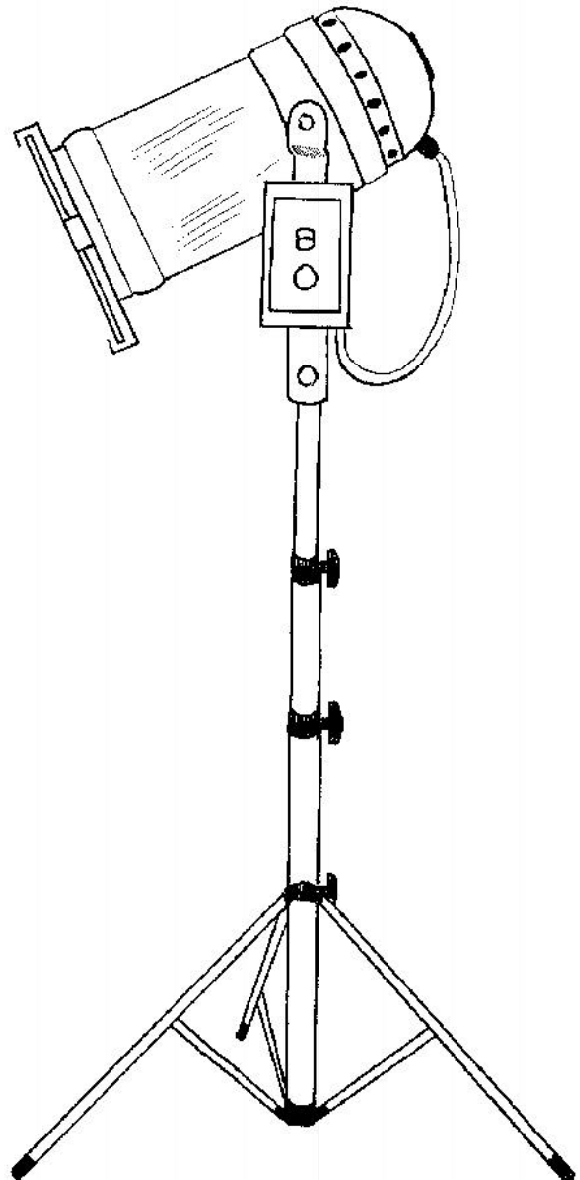
Colour Projector Instructions

NOTICE: THIS LAMP AND HOUSING GETS HOT DURING USE. DO NOT TOUCH LAMP WHILE IN USE OR UNTIL SUFFICIENT TIME IS ALLOWED TO COOL DOWN. AVOID MOVING LAMP WHILE ON OR STILL HOT. DO NOT TOUCH BULB. READ AND UNDERSTAND INSTRUCTIONS BEFORE USE.

1. Unpack carefully & set up stand to height desired. Make sure all knobs are finger tight.

2. Connect light assembly to stand and tighten. Then loosen large knob on side of light and rotate light down to desired projection angle. Make sure that cable drops from bottom of light to dimmer box.

3. Place light in desired location. Before you plug in please take note of the ceramic clamp at the back of the light, inside the aluminium casing. The light has a projection axis parallel to the ceramic. This means that a somewhat brighter line of light is projected within the general spread, and for general use this should be running from the 3 to the 9 o'clock positions of the projection. If the light is stood to the corner of a bed you can fix the axis to match where one would lay. This is done by rotating the bulb by rotating the ceramic through the rear opening. It is common for stagehands to rotate similar lamps (usually higher wattage) while illuminated (hot) during stage setup. I do not recommend this to anyone unfamiliar with the level of caution necessary, so set this before plugging in. If not set properly,



turn off, reset and turn on again. Rotation should be easy, but if stiff remove rear cover so that you can get a better grip. Make sure unit is unplugged when rear cover is removed.

4. Your projector is supplied with an aluminium slide holder as well as the five colour filters necessary to produce the 12 colours of the Circle of Colour. One side of the slide holder is painted black—this side faces the light & is painted black to reduce reflected light. Match the colours according to the explanations of the colours included in the body of this handbook and slide into the aluminium holder. The slide set comes with a sixth filter, an opaque filter that is used behind the regular colour filters to diffuse the light more evenly and cut glare. Its use is optional, but recommended where the light is shining on the eyes. Before turning light on place the aluminium slide holder in the brackets on light fixture. A hinged bracket at top allows easy insertion and retrieval of slides. **DO NOT CHANGE FILTERS WHEN HOT!!!**

5. Make sure dimmer is rotated fully counterclockwise. Turn on switch. Rotate dimmer clockwise to desired brightness. NOTE: These bulbs will last far longer if they are brought from dim to bright during use. It is recommended that you do not handle or touch the bulb unless necessary. If you handle the bulb, completely clean it from all hand grease before next usage. Following these instructions will assure a long life for the bulb.

6. Care of Colour Slides: The colour slides are high quality, heat resistant, industrial grade plastic filters. To clean dust, remove from aluminium holder and carefully wipe with a dry soft cotton cloth. If dirty or smeared then wash flat with a cloth slightly damp with water and ammonia, rinse with clean cloth. The plastic slides can scratch, this will not affect the colour projection in any way. Depending on the matched gel set, some of the colours may be comprised of two or more gels taped together. When cleaning these common sense will dictate carefulness. The filters will last indefinitely when cared for properly. If they are damaged or destroyed they can be replaced.

7. If you have any questions contact your supplier.

8. Colour Filter Series Number:

Introduction and Disclaimer

The **Circle of Colour** projector is supplied as lighting equipment only. All risk of use is accepted by purchaser. No therapeutic claims are made by the seller(s) and manufacturer, despite seemingly potential evidence to the contrary in this book. I shall explain:

This booklet and associated materials are a reedited, rewritten and reorganised compilation of the quintessential components of Dinshah Pestanji Ghadiali's Spectro-Chrome Therapeutic System. I make no claim to be the originator, and hereby give due credit to Dinshah for being the author of the source material. My understanding of the material is different from that of Dinshah and is based on years of prismatic experiments and colour research including use of the original Spectro-Chrome System. I am sure Dinshah would disagree with me on certain points. Therefore, this material does not reflect the entire view and philosophy of Dinshah, but is merely my humble effort to preserve what I view as the essential colour knowledge in a usable form, and within a larger reference. Researchers are directed to the works of Ghadiali if their interest takes them that direction.

My purpose here is greater than the wonderful Dinshah system. My understanding of Light and Colour differs from Dinshah who agreed with the conclusion of Sir Isaac Newton that colours are somehow reduced from light via prismatic action. I agree with the poet-scientist Goethe who demonstrated that Newton misunderstood what he was seeing, that colours are formed via the interaction of light and darkness. I have included some of my writings on this subject in this handbook to elucidate this viewpoint. The structure presented by Dinshah actually confirms in my mind the colour theory of Goethe over that of Newton, though Dinshah was a tireless defender of Newton.

Dinshah was Zoroastrian, a religion which views the manifest world as the struggle between light (Ahura Mazda) and dark (Ahriman). While Dinshah presented Spectro-Chrome as a Colour Healing system, it is my view that it is in essence a great revelation of the structure of the universe. I see it as an ancient mystery concealed through the ages, revealed as a healing system in the 20th Century. Within the structure of the Spectro-Chrome System is the essence of prismatic phenomenon as illustrated in the scientific works of Goethe. It provides an archetype from which to understand atmospheric colour as well as the structure of the human body.

My point here is that a primary Truth on the Nature of Reality is before us in this system, it only makes sense that such a great Truth may potentially contain great healing power within it. Dinshah's 30 years of case histories, many provided in clinical situations by physicians, uphold this consideration. I have also included in this book "The Therapeutic Value of Light and Colour" by Kate Baldwin MD, a senior surgeon who found Spectro-Chrome so efficacious that she acclaimed it as greater than the medicine of her regular training! Regardless, one should not take any of this on faith, as Dinshah was put out of business and labelled as a fraud in the 1940's and 1950's, despite testimony and clinical case histories of many reliable professionals including Kate Baldwin.

Therefore, any usage of this equipment in the framework of the Spectro-Chrome System is at your own risk, and it is sold purely as a lighting device which can be used for education and instruction. Meditation on Colour and its primary structure can only benefit. Colour certainly cannot harm, so

there is no physical risk from shining colour upon the body. References to bodily states and functions are provided only as historical notes so that one may seek to understand this wonderful and curious system as well as its larger relationship to colour theory. If you have any medical conditions please seek professional advice and do not rely on the effects of Colour upon the system unless advised otherwise by said professional.

I use the equipment for meditation and colour breathing. Dinshah claimed that a person's breathing changed according to strict solar and lunar tides, switching dominance from nostril to nostril. This, of course, has been known for years in yoga circles. The exercise for switching nostril dominance, or opening a closed nostril, (by putting a fist or a ball into your armpit and laying on that side) is taught in several yoga systems. Dinshah's Variant Breath chart is included in the book for those who wish to calculate and sort that one out. I've found that it is easiest and most profitable to use colour when you need it and when you have time. Convenience counts, though as you get more sensitive to it you will notice times when it has more "activity" than others.

Basic colour breathing is simple. Choose the colour you wish to project on yourself and place slide(s) in the lamp assembly. Some people use kinesiology to test for the colour they need at the time. Lay down or sit in the colour and breath deeply. Feel the colour filling your body, or direct the colour to the area you wish it to go to. This is purely subjective, and has definite effects on the consciousness at least, physiological effects can follow (and hence the claims of efficacy of the Spectro-chrome System). While some will say that colour has no effect upon the body, try telling that to jaundiced babies who are regularly prescribed blue lights in hospitals around the world.

The Circle of Colour also works as an excellent mood light. Set up the lamp pointing to the ceiling or a wall, choose colour and set to desired brightness. You will be amazed at the wonderful effects you can produce by experimenting with the 12 colours.

When it comes to health, one shouldn't rely on external factors such as pills, potions, plasters and colour projectors. They all may help in specific circumstances, and this brief is not intended to cover this aspect. I have seen colour work dramatically on physical conditions over the years, such as indigo light on severe sunburn. But Dinshah's system was more than colour, it encompassed diet and a specific way of living. If you eat healthy vital food you can expect to benefit from the living energies carried by them. If you eat devitalised food, then what do you expect in the way of vitality?

Dinshah and others claimed that there was no use for colour when the system was in balance. Perhaps purely in relation to Dinshah's work on healing physical imbalances this would be seemingly apparent. I disagree. Many systems of Higher Learning are based on or contain colour meditations and correspondences. Your **Circle of Colour Projector** can be used to explore other systems, as colour is colour. But remember, the 12 colours produced from 5 slides is **The Spectro-Chrome System**, and that is part of what is being presented herein. There is a unique logic to the colour structure which will eventuate in your consciousness as you become experienced in understanding the slide matching system creating 12 colours from 5 slides.

Dinshah claimed that using any more than 5 slides to produce the Colour Circle was a "fraud upon the Spectro-Chrome System." I understand why he said that and agree. He was also against using anything other than glass, but even he had difficulties in organising matching sets of glass. Using modern industrial lighting gels is a logical and efficient progression. I have tried to match the original Dinshah glass exactly to these gel systems and have always had trouble matching using single slides. Part of the circle would match, while other parts would not, like a table with a short leg. Violet has always been difficult, even in the glass. The present sets going out with the Circle of Colour Projec-

tor, which contain double slides to make some of the single Colour Slides, are the result of over 10 years of matching and studying these slides (as well as undertaking other prismatic and optical experiments). I feel that this is the closest set of slides to the original Spectro-Chrome that have been available to the public since Dinshah's day. In some ways it is superior because now a consistency can be achieved and a lost or damaged slide can be replaced without having to rematch the entire set.

Colour is colour and any colour will have an effect, but using this set of 5 slides you can be assured of being able to form a complete Colour Circle of 12 colours—the true Spectro-Chrome System.

As I stated, I believe that there is a great universal Truth contained in the Spectro-Chrome System. I personally use the Circle of Colour to energise, harmonise and familiarise (initiate) my physical, mental and spiritual structures with the entire colour circle. Remember, it is experience we carry with us when we pass on from this life. What is presented here is a complete initiatory structure, in a form readily accessible to the subconscious. In truth, what more could one ask for from higher learning? Do your own discoveries along this path. You will never regret it.

I've left in Newtonian references in the original materials by Dinshah and Baldwin. By this I mean that when people claim such things as "the seven colours are derived from light" it is easier to let these statements be in their context rather than extensively reediting the materials and losing the essential point of the author. I've included an article I wrote "**Some observations on the relationships between Light and Electricity**" in order to give you a more fuller perspective on the subject, and to inform you on the profound Goethean theory, its relationship to the Spectro-Chrome System, and other interesting outgrowths.

I wish to thank the late Dinshah Ghadiali, a Humble Servant of Suffering Mankind, for presenting the Spectro-Chrome knowledge to the world, as he laboured to present his work in a useful form for the betterment of us all. I hope my humble presentation guides you to a greater understanding of Light and Colour, and that you find use for this in your life.

Thomas J. Brown
January 18, 1998

MESSAGE FROM DINSHAH TO YOU

1. For thousands of years, for the removal of Human Ailments, Drugs and Chemicals, Pills, Potions, Pellets and Plasters have been utilized. What limited success followed such use, may well be summed from the ever increasing list of new Drugs and Chemicals. It attained such chaotic proportions, that the sensible practitioners of the Healing Systems awakened to the realization that Drugs and Chemicals at best are purely hit-or-miss in their actions upon the Human Body; they Poison it.

2. No user of Drugs and Chemicals has been able to comprehend or explain satisfactorily why one Drug or Chemical should act on a particular person or organ in a particular way. The conscientious practitioner is convinced that the potency in Drugs and Chemicals is too crude to act with scientific accuracy on the Human Body. Therefore, he has been frequently resorting to more active and higher Potencies of a Drugless Character, like Sound, Heat, Light, Electricity, Magnetism and so on; but, none of the Drugless Potencies was formulated into an exact science which could singly supplant with success all Healing Systems.

3. My Science is based on unchangeable principles. Outside of purely surgical cases of a constructive or reparative character, it was found applicable to all Human Ailments.

4. This Science, as evolved by me after over 30 years of laborious researches, has been in actual daily use since April 1920 and its results have been fully corroborated along Chemical, Mathematical, Physiological, Spectroscopical, Biological, Psychological, Clinical, Chromical and Pathological lines. It is the logical result of my researches in Light and Colour and it is to Light and Colour what Music is to Sound Waves. It is but the matching of the Gamut of Colour Waves to Rhythmical Light Oscillations possessing definite influence on the human organism and arranged in accord and harmony with true physical and metaphysical concepts.

April 26, 1956
DINSHAH

FUNDAMENTAL PRINCIPLES

1. The Sun is the source of all Life and Energy conveyed to the World by Oscillatory Potentiality of a spiral character, composed of the Elements essential to the chemical existence of the live Universe.

2. All growth is dependent on Solar Energy. Sunlight is a part of that Energy converted to a specific purpose. From the Mineral to the Human Kingdom all life is dependent on Sunlight. Light is as much human food (a necessity for existence) as Solids, Liquids and Gases.

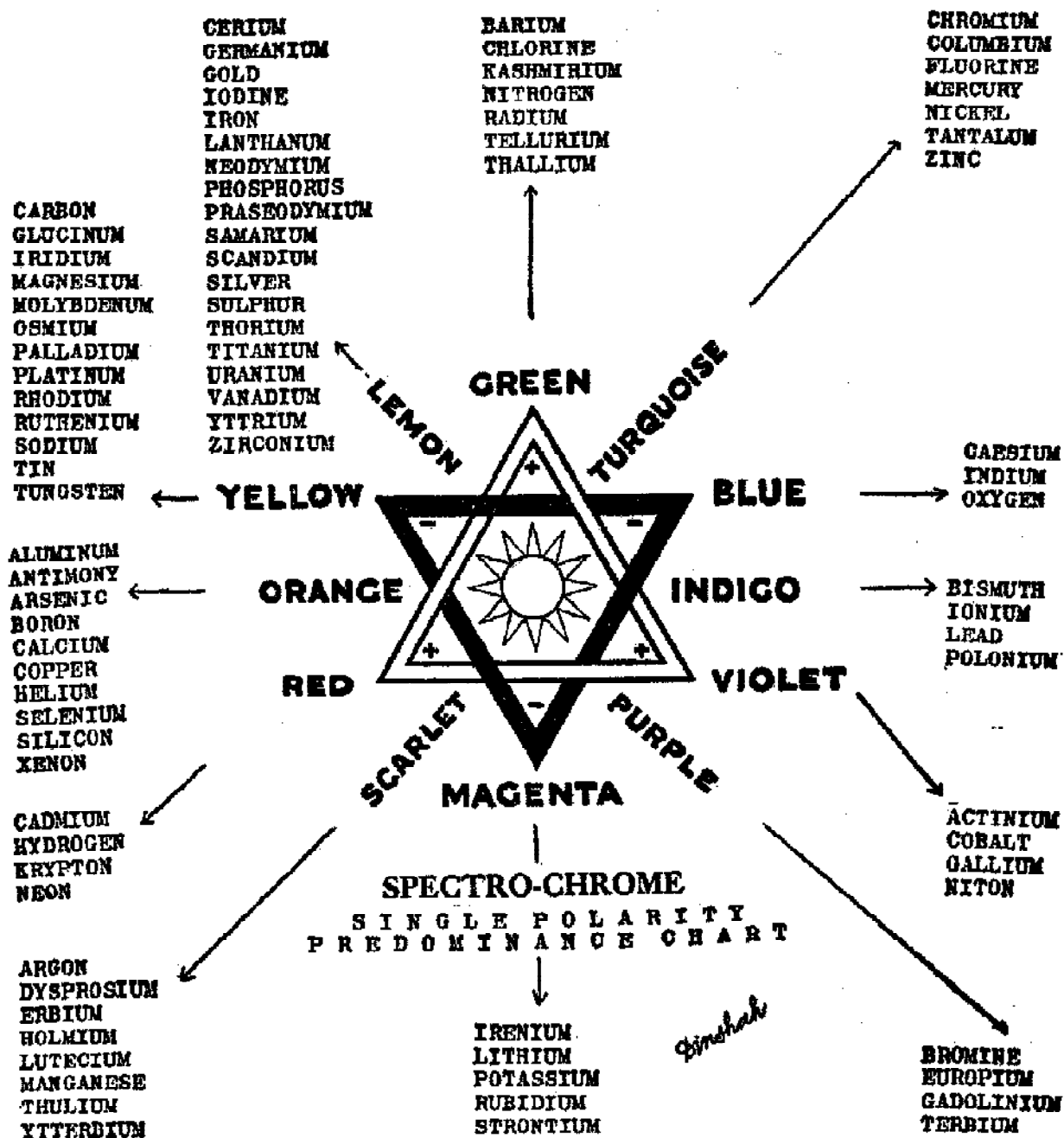
3. The Light evolved from Solar Energy is White. Its Emission Polarity has Seven Main Divisions, which can be resolved from it. They are: Red, Orange, Yellow, Green, Blue, Indigo and Violet. Every Chemical Element exhibits a preponderance of One or more of these Colours under Oscillatory Disintegration. The World has all the Elements that are known in the Sun. The potency of an Element depends on the potency of its Colour Waves. Foods (and Medicines) are composed of definite Elements and act in strict conformity with such Colour Wave Potencies.

4. Our Visible Physical Vehicle (Body) is built of these Elements (Colours). It contains about 9.1 percent Hydrogen, 13.4 per cent Carbon, 2.5 percent Nitrogen and 72 per cent Oxygen. About 1.2 percent more is Calcium and 1.2 percent is Phosphorus. All the other Elements of the World, existing in our Physical Body, comprise the balance of the final 0.6 percent. In the Science of the Visible Spectrum,

Dinshah introduced Five Colour Potencies to take care of even these, which include the rarer Elements inappreciably present in our constitution.

5. The Spectral Chart Of Chemical Elements By Single Colour Polarity Predominance (Figure 1) clearly explains the position in this Science, where the Radiant Energy of each Chemical Element is found.

6. Health is maintained when these Elements (Colours) are proportionately balanced. Any disturbance of this Element (Colour) Poise, is liable to produce loss of Health.



Chemical Elements In Attuned Color Waves

SPECTRAL AFFINITY COLOURS

1. Affinity Colours are those Colours which have diametrically opposite Attributes or Qualities of a Chemico-Physiological character. The following Table will act as a quick reference:—

Table of Spectral Affinity Colours

- (a) Red is the Affinity of Blue
- (b) Orange is the Affinity of Indigo
- (c) Yellow is the Affinity of Violet
- (d) Lemon is the Affinity of Turquoise
- (e) Purple is the Affinity of Scarlet

Green and Magenta are the Head and Sex Potencies, which are NOT AFFINITY COLOURS, but, are DUAL POLARITIES of the same Oscillatory Frequency, spirillating in opposite gyrations.

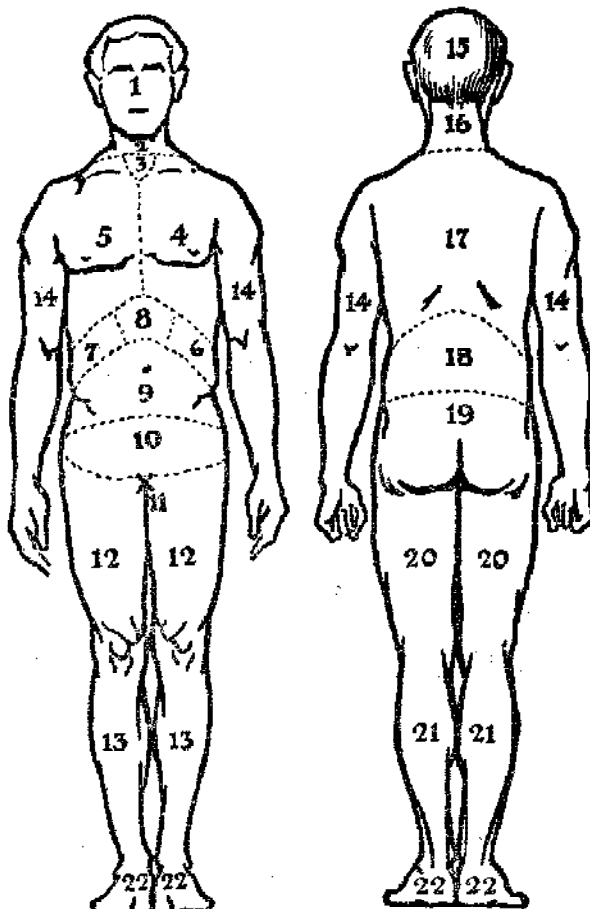
2. Due attention to this wonderful peculiarity will result in better understanding in the use of the Projector.

PHYSICAL BODY AREA CHART

1. Our Physical Body has certain Areas where the Radiant Energy from the Colour Projector can be beneficially irradiated. The Area Chart (Figure 2) clearly marks these positions. In Spectro-Chrome, instructions are given by the indicated Numbers only and no mention of any Organ is made. Whatever

FRONT AREA

- 1 - FACE
- 2 - NECK
- 3 - THYROID
- 4 - LEFT BREAST
- 5 - RIGHT BREAST
- 6 - SPLEEN
- 7 - LIVER
- 8 - STOMACH
- 9 - ABDOMEN
- 10 - PELVIS
- 11 - GENITALS
- 12 - THIGHS
- 13 - LEGS
- 14 - ARMS
- 22 - FEET



BACK AREA

- 14 - ARMS
- 15 - BACK OF HEAD
- 16 - NAPE
- 17 - UPPER BACK
- 18 - MIDDLE BACK
- 19 - LOWER BACK
- 20 - BACK OF THIGHS
- 21 - CALVES
- 22 - FEET

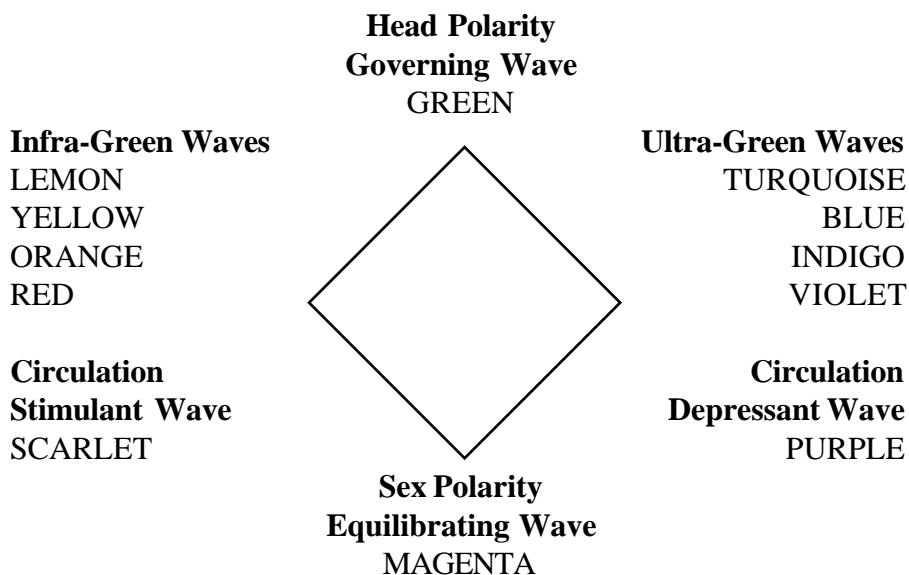
By

Dinshah

Spectro-Chrome Area Chart—Front and Back

Organ may be in the defined Area receives the Irradiation. The users need not trouble about WHAT is inside the Human Body—their concern should be what the Colour Projector will do and does to what-ever may be or is there. The Area Chart avoids all complications.

TABLE OF SPECTRAL DIVISIONS



DINSHAH'S CHROMATIC SCALE FOR COLOUR USAGE:

1. The Three Primary Keynotes of the Oscillatory Frequency of Colour are: Red, Green and Violet, standardized by Dinshah according to his Chromatic Scale.
2. The Three Secondary Colours are: Yellow, Blue and Magenta, standardized by Dinshah according to his Chromatic Scale.
3. The Six Tertiary Colours are: Orange, Lemon, Turquoise, Indigo, Purple and Scarlet; thus, the total of Twelve Colours is compassed by Dinshah according to his Chromatic Scale.
4. Their production in Spectro-Chrome Science, is based on a special Matching Process originated by Dinshah. The Colours supplied with each Projector are matched in strict conformity with this original process, which is based on precise Spectrum Analysis applied to the Higher Forces of Nature operating within the Live Physical Body.

IMPORTANT WARNING

1. Colour Slides not matched in accordance with this process are worthless for proper results. The Colour Slides supplied with the modern Circle of Colour Projector are matched to Dinshah's original Spectro-Chrome Slides and produce the full 12 Colours of the Spectro-Chrome System.

HOW TO PRODUCE DINSHAH'S TWELVE COLOURS

1. The Colour Projector has Five Colour Slides, each Slide being selected not only for its own Oscillatory Frequency, but, also for the pertinent Combination required to produce the Colours in conjunction with its associate Slides.
2. In case of loss or destruction of a slide, contact the manufacturer for a replacement set. As various

sets are produced from different colour gels available worldwide you must supply the serial number on the slide set to get an exact match.

3. By judicious combination of the Five Slides (Red, Green, Violet, Yellow and Blue), all the Twelve Colours used in Spectro-Chrome Science can be produced. The Dinshah Combination System (Figure 3) should be rigidly followed in producing the various Colours. Unless these instructions be carried out implicitly, the remedial results may not coincide with the wonderful efficacy attainable in the Practice of Spectro-Chrome.

4. In practice, produce the different Colours as follows with the Five Colour Slides: (Please, do not expect the Colour Slides to conform to the commonly accepted terms applied to the appearance of paints and pigments, this Science is based on the reception by the Aura of the Radiant Energy of the Colour Slides. The Colour Slide sets are peak transmission filters and not monochrome.)

RED—Red

ORANGE—Combine Red and Yellow

YELLOW—Yellow

LEMON—Combine Yellow and Green

GREEN—Green

TURQUOISE—Combine Green and Blue

BLUE—Blue

INDIGO—Combine Blue and Violet

VIOLET—Violet

PURPLE—Combine Violet and Yellow

MAGENTA—Combine Violet and Red

SCARLET—Combine Blue and Red

DINSHAH'S USEFUL HINTS

1. Always sleep with your Head to the North.
2. Sleep in a separate bed or even a separate room, to avoid disturbance.
3. The above applies with greater emphasis to Sufferers.
4. Not more than Two Colour Slides can be used in Combination, at one time.
5. Do not irradiate with the White Light. None drinks all the Drugs in the Pharmacopia in one dose. White Light has all the Chemical Potencies and it is because the Analyzing Apparatus inside one's Body is out of order, that the Disorders appear. Use only the Colour Potencies indicated.

TONATION

1. Irradiating the Body with the Colour Projector, is termed "Tonation."
2. Tonation may be "Systemic" or "Local":
 - (a) **Systemic Tonation** means Irradiating the Body all over. It may be Irradiated on all Front Areas, all Back Areas or Front and Back Areas alternately, according to given instructions.
 - (b) **Local Tonation** means Irradiating the Body on certain Areas.

DINSHAH'S COLOUR PROJECTOR FOR DISORDERS

In Spectro-Chrome, the use of Names of Disorders is entirely abolished, because, all Disorders have their cause in certain Chemical Unbalancing and the student is taught to recognise and remedy it. Dinshah did not go after the name, but the original cause to which the name may be attached. All this is fully elucidated in the Spectro-Chrome Metry Encyclopedia which may be profitably studied for com-

plete understanding. However, for your helpful guidance, the following Instructions are specially prepared. All Medical Terms are eliminated because they bear no value or meaning in Spectro-Chrome.

Dinshah's Case Records indicated to him, that Spectro-Chrome, used sensibly and judiciously, has inherent Potency to produce in the Live Human Body all the Chemical and Physiological results that Drugs and Chemicals (Medicine) can do and in many cases much more. Its precision is remarkable and a study of this Booklet will amply repay you by giving you clear comprehension of the working of Dinshah's entire Tonation System. Any scientific terms are given solely for comparative information, being followed by elucidative definitions for general knowledge.

HOW THE COLOURS ACT

1. The Colours from the Projector act upon the Physical Body, not by Absorption or Penetration, but by a process of Reinforcement or Interference on the Radio-Emanations of the Chemical Body, called the Aura or the Auric Vehicle.
2. Dinshah frequently demonstrated the existence of this subtle Emanation, by experimental proofs in the Class Room.
3. It is thus that efficacy is attained in Spectro-Chrome Science. Like an empty pail taking just so much water and flowing over, the Colours are received through the instrumentality of the Aura to just so much extent, any excess overflowing into the Auric Vehicle and dissipating.
4. Furthermore, wrong Colours will NOT be utilised by the Areas so irradiated. Were it not for such benign provisions of Nature, all photographers working in Red Light would go wild. Their safety is the Aura; as long as one is healthy, the Aura rejects the excess or unneeded Colour; when the Aura is unbalanced by any Disorder, it becomes susceptible to the Oscillatory Frequency of Colours of an opposite character. When such Colour is irradiated, the Aura receives it for Normalation.

SIMPLE WAY TO MEASURE HEARTBEAT

1. Place two fingers of a hand on the two sides of the throat (Area 2) of the Sufferer and count the thumps in 1 Minute.

SIMPLE WAY TO MEASURE RESPIRATION

1. Place a hand on the Chest (Areas 4-5) of the Subject and count the up and down movements in 1 Minute. 1 up and 1 down is 1 Respiration.

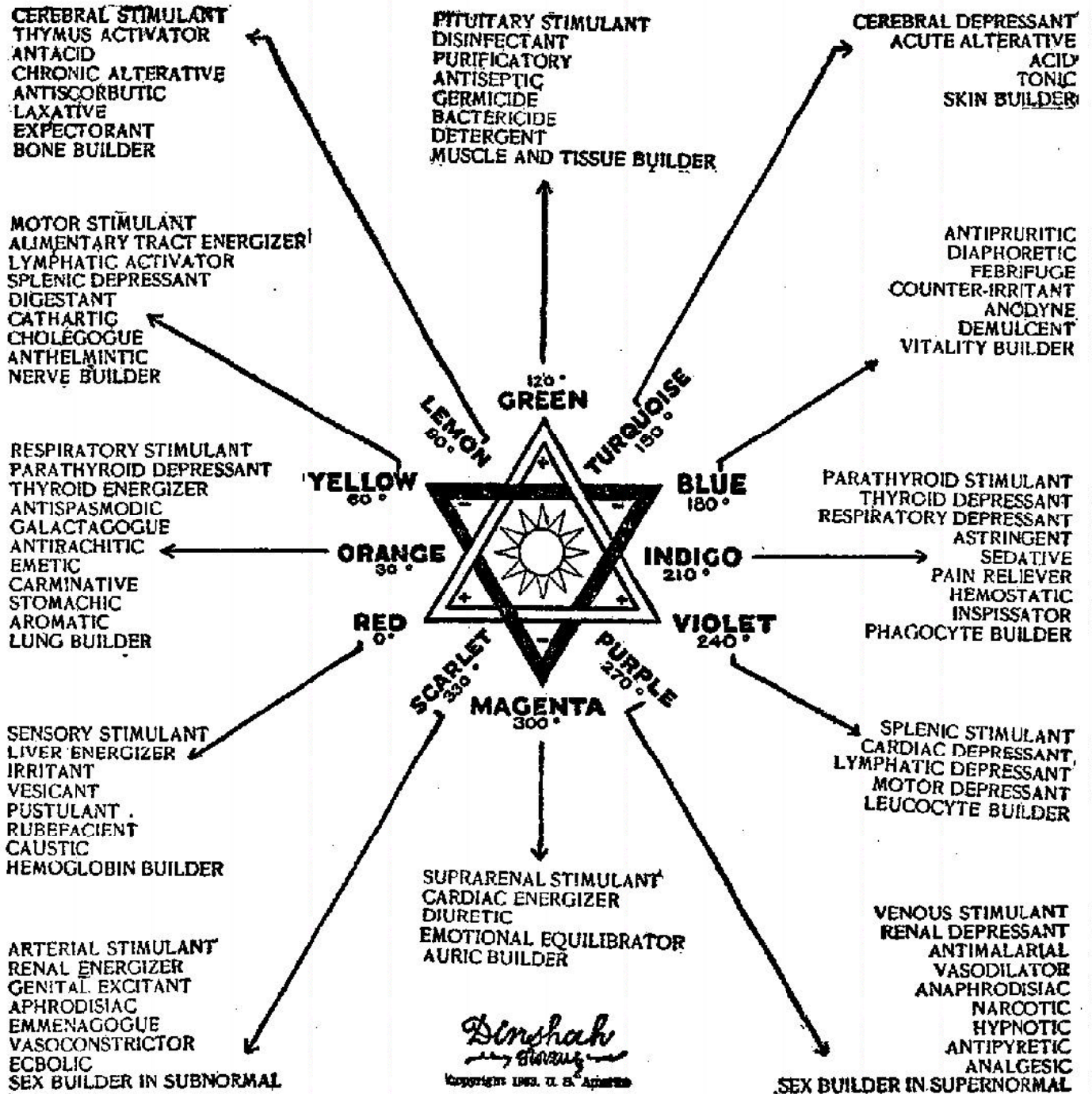
VARIANT BREATH PHENOMENON • SCIENCE OF SYMPATHOMETRY

Based On Solar, Lunar And Terrestrial Radiant Gravitational Influence

Computed And Standardized By Dinshah

OCCULT OPERATION OF THE GREAT SYMPATHETIC NERVOUS SYSTEM														
1	NADI	IDA			SUSHUMNA			PINGLA						
2	COLUMN	LEFT			CENTRAL			RIGHT						
3	INFLUENCE	LUNAR			TERRESTRIAL			SOLAR						
4	RULER	BRAHMA			VISHNU			SHIVA						
5	TATVA	PRITHVI	JALA	VAYU	AGNI	AKASHA								
6	ELEMENT	EARTH	WATER	AIR	FIRE	ETHER								
7	COLOR	YELLOW	WHITE	GREEN	RED	BLACK								
8	SHAPE	SQUARE	CRESCENT	CIRCULAR	DOTTED	DIFFUSED								
9	FORWARD RESPIRATION	30	24	18	12	6								
10	BACKWARD RESPIRATION	30	24	18	12	6								
11	FIN LINE WIDTH	4	6	8	10	12								
		LUNAR BRIGHT HALF DAYS			LUNAR DARK HALF DAYS									
		LEFT ACTIVE			RIGHT ACTIVE			LEFT ACTIVE			RIGHT ACTIVE			
12	DATE	1	7	13	4	10	15	21	27	3	9	15	21	27
13	DAY	2	8	14	5	11	16	22	28	4	10	16	22	28
14	TIME	3	9	15	6	12	17	23	29	5	11	17	23	29
LEFT + BRIGHT HALF FAVORABLE						RIGHT + DARK HALF FAVORABLE								
15	MONDAY	WEDNESDAY	THURSDAY	FRIDAY	SATURDAY	SUNDAY	TUESDAY							
16	SANSKRIT NOMENCLATURE	PURAKA			KUMBHAKA			RECHAKA						
17	AMERICAN PHRASEOLOGY	INHALATION			RESTRAINT			EXHALATION						
18	RESTRAINT PERIOD SECONDS	LOW = 42			MEDIUM = 84			HIGH = 126						

Spectro-Chrome Tonation System



The Culmination Of Dinshah's Laborious Researches

DINSHAH'S SPECTRO-CHROME AXIOMS

1. The principles established in Spectro-Chrome are so startlingly precise, that the entire Normalating System is herein condensed into the very quintessence of simplicity.

2. As all Disorders of the Physical Body are due to Imbalance of its Chemical Elements, Dinshah patiently researched what Elements were unbalanced in each Disorder and finally established certain Axioms which eliminated guesswork and Differential Diagnosis. These radical Axioms may be summarized and utilized in practice, either separately or in combination, as follows:—

Axiom 1—A Disorder may exist either on the Infra-Green or the Ultra-Green Division of the Chemical Spectrum.

Axiom 2—All Disorders are remediable by Irradiation with their Affinity Division of the Chemical Spectrum.

Axiom 3—All Fevers are on the Infra-Green Division and are remediable by the Ultra-Green Division.

Axiom 4—All Inflammations (their medical names end with ITIS) are on the Infra-Green Division and are remediable by the Ultra-Green Division.

Axiom 5—All Recent Disorders are on the Infra-Green Division and are remediable by the Ultra-Green Division.

Axiom 6—All Persistent Disorders are on the Ultra-Green Division and are remedial by the Infra-Green Division.

Axiom 7—All Disorders having Redness Heat Swelling Pain or any of those Four Signals are Inflammations.

Axiom 8 — All Inflammations are Recent Disorders.

Axiom 9 — All Skin Disorders are divided into Dry and Scaly Disorders or Moist and Weeping Disorders.

Axiom 10 — All Skin Disorders should be converted into Moist and Weeping Disorders before final Normalation.

Axiom 11 — Start Tonation on All Disorders by the Governing Colour (Green Systemic).

Axiom 12—After the Green for Persistent Disorders irradiate with Lemon Systemic.

Axiom 13—After the Green for Recent Disorders irradiate with Turquoise Systemic.

Axiom 14—The Heart of a newborn baby pulsates about 120 to 140 times per Minute.

Axiom 15—For each years advance in age the Heart Oscillation (Heartbeat) is reduced about 2 or 3 beats per Minute.

Axiom 16—The average normal Heartbeat of an Adult Male is 72 to 80 Oscillations per Minute.

Axiom 17—The average normal Heartbeat of an Adult Female Heart is 80 to 90 Oscillations per Minute.

Axiom 18—Whether above or below the normal all Hearts will respond to Magenta on Area 4 or 18 for Equilibration.

Axiom 19 — Respiration per Minute should average in the Ratio of 4 to 1 or 5 to 1 between the Heart and the Lungs.

Axiom 20—A Ratio of 4 to 1 or 5 to 1 indicates a **Hopeful Case**.

Axiom 21—A Ratio of 3 to 1 indicates a **Doubtful Case** with the Signal “**Beware!**”

Axiom 22—A Ratio of 2 to 1 indicates **Danger** leading to possible Approaching Dissolution.

Axiom 23—A Feeble or Low Heartbeat is raised by Scarlet on Area 4 or 18.

Axiom 24—A Hard or High Heartbeat is lowered by Purple on Area 4 or 18.

Axiom 25—A Feeble or Low Respiration is raised by Orange on Area 17 or on Areas 3, 4, 5.

Axiom 26—A Rapid or High Respiration is lowered by Indigo on Area 17 or on Areas 3, 4, 6.

Axiom 27—Before any Tonation the Functions of Elimination must be Normalated.

Axiom 28 — Infra-Green Irradiation on Areas 8, 9, 10 or 18, 19 or between 11 and 19 with Legs drawn up will increase Backelim (Bowel Evacuation).

Axiom 29—Ultra-Green Irradiation on Areas 8, 9, 10 or 18, 19 or between 11 and 19 with Legs drawn up will decrease Backelim.

Axiom 30—Scarlet Irradiation on Area 4 or 18 will increase Frontelim (Urination).

Axiom 31—Purple Irradiation on Area 4 or 18 will decrease Frontelim.

3. By following these Axioms and Tonating accordingly, Differential Diagnosis is abolished and guesswork is eliminated. Their finding by Dinshah elevated Healing to a true mathematical Science as it never was before.

THE DINSHAH SPECTRO-CHROME TONATION SYSTEM

RED=Red slide
ORANGE= Red + Yellow slides
YELLOW=Yellow slide
LEMON=Yellow + Green slides
GREEN=Green slide
TURQUOISE=Green + Blue slides
BLUE=Blue slide
INDIGO=Blue + Violet slides
VIOLET=Violet slide
PURPLE=Violet + Yellow slides
MAGENTA=Violet + Red slides
SCARLET=Blue + Red slides

Red

Sensory Stimulant—An agent that increases the activity of the Sensory Nervous System, energizing the Senses of Vision, Smell, Taste, Hearing, Touch.

Irritant—An Agent that irritates.

Vesicant—An Agent that blisters.

Pustulant—An Agent that suppurates.

Rubefacient—An Agent that reddens the Skin.

Caustic—An Agent that burns or corrodes.

Hemoglobin Builder—An Agent that builds the Colouring Matter of the Red Blood Corpuscles, in the Liver; Area 7.

Orange

Respiratory Stimulant—An Agent that increases Breathing; Areas 4-5-17.

Parathyroid Depressant—An Agent that diminishes the Functional Activity of the four Parathyroid Glands, embedded in the Right and Left Thyroid Glands; Area 3.

Thyroid Energizer—An Agent that increases the Functional Activity of the Thyroid Glands; Area 3.

Antispasmodic—An Agent that relieves Spasm or sudden, violent, involuntary, rigid contraction, due to Muscular Action.

Galactagogue—An Agent that increases the Secretion of Milk after Childbirth, by stimulating the Mammary Glands; Areas 4-5.

Antirachitic—An Agent that corrects Rickets or Bone Softness.

Emetic — An Agent that induces Oral Elimination, or Vomiting, by irritating Area 8.

Carminative — An Agent that relieves Flatulence or Distension of the Stomach or Intestines with Gases; Areas 8-9.

Stomachic —An Agent that tones the Stomach: Area 8.

Aromatic — An Agent that induces the qualities of Spices.

Lung Builder — An Agent that builds the Lungs; Areas 4-5-17.

Yellow

Motor Stimulant — An Agent that increases the Functional Activity of the Motor Nervous System which energizes the Muscles into Motion.

Alimentary Tract Energizer — An Agent that activates the Food Passages; Areas 8-9-10-18-19.

Lymphatic Activator — An Agent that increases the Functional Activity of the Lymphatic Glands for Nutrition.

Splenic Depressant—An Agent that decreases the Functional Activity of the Spleen; Area 6.

Digestant—An Agent that aids the process of converting Food into materials fit to be absorbed and assimilated in the Physical Body, by stimulating the Gastric and Intestinal Glands and Pancreas; Areas 8-9-18.

Cathartic—An Agent that produces increase in Bowel Evacuation or quickens Purgation; Areas 9-10-18-19.

Cholagogue—An Agent that accelerates the Flow of Bile; Area 7.

Anthelmintic—An Agent that is destructive to Worms.

Nerve Builder— An Agent that builds the Nerves, by stimulating the Choroid Gland for Cerebro-Spinal Fluid Secretion; Area 15.

Lemon

Cerebral Stimulant—An Agent that increases the Functional Activity of the Brain; Areas 1-15.

Thymus Activator—An Agent that increases the action of the Thymus Gland; Areas 4-5.

Antacid—An Agent that neutralizes or counteracts Acidity.

Chronic Alterative—An Agent that produces a favorable change in the processes of Nutrition and Repair, in Persistent Disorders.

Antiscorbutic—An Agent that corrects Scurvy, a Disorder of Nutrition and Dietetic Errors.

Laxative— An Agent that mildly loosens the Intestines; Areas 9-10-18-19.

Expectorant— An Agent that promotes the ejection by spitting of Mucus or other Fluids from the Windpipe and Lungs; Areas 2-4-5-17.

Bone Builder— An Agent that builds the Body Skeleton.

Green

Pituitary Stimulant—An Agent that increases the Functional Activity of the Pituitary Gland in the Head; Area 1.

Disinfectant — An Agent that destroys rotting materials.

Purificatory — An Agent that purifies.

Antiseptic — An Agent that prevents Decay.

Germicide — An Agent that kills Germs.

Bactericide — An Agent that destroys Micro-Organisms or Bacteria.

Detergent — An Agent that cleans.

Muscle and Tissue Builder— An Agent that builds Muscles and Tissues.

Turquoise

Cerebral Depressant— An Agent that decreases the Functional Activity of the Brain; Areas 1-16.

Acute Alternative— An Agent that produces a favorable change in the processes of Nutrition and Repair, in Recent Disorders.

Acid— An Agent that neutralizes or counteracts an Alkali.

Tonic— An Agent that tones the General System.

Skin Builder— An Agent that builds the Skin.

Blue

Antipruritic— An Agent that prevents or relieves Itching.

Diaphoretic— An Agent that encourages Perspiration.

Febrifuge— An Agent that dispels or reduces Fever.

Counter-Irritant— An Agent that allays Irritation.

Anodyne— An Agent that soothes Suffering.

Demulcent— An Agent that allays the Irritation of Abraded or Scratched Surfaces.

Vitality Builder — An Agent that builds the Life Principle, by Stimulating the Pineal Gland; Area 1.

Indigo

Parathyroid Stimulant— An Agent that increases the Functional Activity of the 4 Parathyroid glands, embedded in the Right and Left Thyroid glands; Area 3.

Thyroid Depressant— An Agent that decreases the Functional Activity of the Thyroid Glands; Area 3.

Respiratory Depressant— An Agent that decreases Breathing; Areas 4-5-17.

Astringent— An Agent that causes Contraction and arrests Discharges.

Sedative— An Agent that allays Activity and Excitement.

Pain Reliever— An Agent that allays Suffering.

Hemostatic— An Agent that checks the Flow of Blood.

Inspissator— An Agent that dries or thickens.

Phagocyte Builder— An Agent that builds Cells which destroy harmful Micro-Organisms.

Violet

Splenic Stimulant — An Agent that increases the Functional Activity of the Spleen; Area 6.

Cardiac Depressant — An Agent that decreases the Functional Activity of the Heart: Area 4.

Lymphatic Depressant — An Agent that decreases the Functional Activity of the Lymphatic Glands for Nutrition.

Motor Depressant — An Agent that decreases the Functional Activity of the Motor Nervous System, which energizes the Muscles into Motion.

Leucocyte Builder — An Agent that builds the White (truly the Violet) Corpuscles in the Spleen; Area 6.

Purple

Venous Stimulant — An Agent that increases the Functional Activity in the Veins.

Renal Depressant — An Agent that decreases the Functional Activity of the Kidneys; Area 18.

Antimalarial — An Agent that prevents or removes Malaria.

Vasodilator — An Agent that causes Expansion of the Blood Vessels, lowering the Blood Pressure.

Anaphrodisiac — An Agent that decreases Sex Desires.

Narcotic — An Agent that produces Stupor.

Hypnotic — An Agent that induces Sleep.

Antipyretic — An Agent that lowers the Body Temperature.

Analgesic — An Agent that decreases Sensitivity to Pain.

Sex Builder In Supernormal — An Agent that builds the Sex Powers by lowering the Sensitivity.

Magenta

Suprarenal Stimulant — An Agent that increases the Functional Activity of the Adrenal Glands on the Kidneys; Area 18.

Cardiac Energizer — An Agent that increases the Functional Activity of the Heart; Area 4.

Diuretic — An Agent that increases or promotes the Secretion of Urine (Front Elimination.)

Emotional Equilibrator — An Agent that stabilizes the Emotions.

Auric Builder — An Agent that builds the Aura or the Radio-Emanations of the Chemical Body.

Scarlet

Arterial Stimulant—An Agent that increases the Functional Activity of the Arteries.

Renal Energizer—An Agent that increases the Functional Activity of the Kidneys; Area 18.

Genital Excitant—An Agent that stirs the Functional Activity of the Organs of Generation.

Aphrodisiac—An Agent that arouses the Sex Desires.

Emmenagogue—An Agent that stimulates the Ovarian Elimination, or Menstruation.

Vasoconstrictor—An Agent that causes Contraction of the Blood Vessels, raising the Blood Pressure.

Ecbolic—An Agent that causes or accelerates Expulsion of a Fetus or Unborn Baby.

Sex Builder In Subnormal—An Agent that builds the Sex Powers by enhancing the Sensitivity.

THE THERAPEUTIC VALUE OF LIGHT AND COLOUR

KATE W. BALDWIN, M.D., F.A.C.S.

Former Senior Surgeon, Woman's Hospital,
PHILADELPHIA, PENNSYLVANIA

Abstract of paper presented at the clinical meeting of the Section on Eye, Ear, Nose and Throat Diseases of the Medical Society of the State of Pennsylvania, held at the Medico-Chirurgical Hospital, Philadelphia, October 12, 1926. Reprinted from the Atlantic Medical Journal, April, 1927.

In the effort to obtain relief from suffering, many of the more simple but potent measures have been overlooked while we have grasped at the obscure and complicated.

Sunlight is the basic source of all life and energy upon earth. Deprive plant or animal life of light, and it soon shows the lack and ceases to develop. Place a seed in the very best of soil or a human being in a palace, shut out the light, and what happens? Without food (in the usual sense of the term) man can live many days; without liquids a much shorter time; but not at all without the atmosphere which surrounds him at all times and to which he pays so little attention. The forces on which life mostly depends are placed nearly or quite beyond personal control.

For centuries scientists have devoted untiring effort to discover means for the relief or cure of human ills and restoration of the normal functions. Yet in neglected light and colour there is a potency far beyond that of drugs and serums.

In order that the whole body may function perfectly, each organ must be a hundred per cent perfect. When the spleen, the liver, or any other organ falls below normal, it simply means that the body laboratories have not provided the required materials with which to work, either because they are not functioning, as a result of some disorder of the internal mechanism, or because they have not been provided with the necessary materials. Before the body can appropriate the required elements, they must be separated from the waste matter. Each element gives off a characteristic colour wave. The prevailing colour wave of hydrogen is red, and that of oxygen is blue, and each element in turn gives off its own special colour wave. Sunlight, as it is received by the body, is split into the prismatic colours and their combinations, as white light is split by passage through a prism. Everything on the red side of the spectrum is more or less stimulating, while the blue is sedative. There are many shades of each colour, and each is produced by a little different wavelength. Just as sound waves are tuned to each other and produce harmony or discords, so colour waves may be tuned, and only so can they be depended on always to produce the same results.

If one requires a dose of castor oil, he does not go to a drug store and request a little portion from each bottle on the shelves. I see no virtue, then, in the use of the whole white light as a therapeutic measure when the different colours can give what is required without taxing the body to rid itself of that for which it has no use, and which may do more or less harm. If the body is sick it should be restored with the least possible effort. There is no more accurate or easier way than by giving the colour representing the lack-

ing elements, and the body will, through its radioactive forces appropriate them and so restore the normal balance. *Colour is the simplest and most accurate therapeutic measure yet developed.*

For about six years I have given close attention to the action of colours in restoring the body functions, and I am perfectly honest in saying that, after nearly thirty-seven years of active hospital and private practice in medicine and surgery, *I can produce quicker and more accurate results with colours than with any or all other methods combined—and with less strain on the patient. In many cases, the functions have been restored after the classical remedies have failed.* Of course, surgery is necessary in some cases, but results will be quicker and better if colour is used before and after operation. Sprains, bruises and traumata of all sorts respond to colour as to no other treatment. Septic conditions yield, regardless of the specific organism. Cardiac lesions, asthma, hay fever, pneumonia, inflammatory conditions of the eyes, corneal ulcers, glaucoma, and cataracts are relieved by the treatment.

The treatment of carbuncles with colour is easy compared to the classical methods. One woman with a carbuncle involving the back of the neck from mastoid to mastoid, and from occipital ridge to the first dorsal vertebra, came under colour therapy after ten days of the very best of attention. From the first day of colour application, no opiates, not even sedatives, were required. This patient was saved much suffering, and she has little scar.

The use of colour in the treatment of burns is well worth investigation by every member of the profession. In such cases the burning sensation caused by the destructive forces may be counteracted in from twenty to thirty minutes, and it does not return. True burns are caused by the destructive action of the red side of the spectrum, hydrogen predominating. Apply oxygen by the use of the blue side of the spectrum, and much will be done to relieve the nervous strain, the healing processes are rapid, and the resulting tissues soft and flexible.

In a very extensive burn in a child of eight years of age there was almost complete suppression of urine for more than 48 hours, with a temperature of 105 to 106 degrees. Fluids were forced to no effect, and a more hopeless case is seldom seen. Scarlet was applied just over the kidneys at a distance of eighteen inches for twenty minutes, all other areas being covered. Two hours after, the child voided eight ounces of urine.

In some unusual and extreme cases that had not responded to other treatment; normal functioning has been restored by colour therapy. At present, therefore, I do not feel justified in refusing any case without trial. Even in cases where death is inevitable much comfort may be secured.

There is no question that light and colour are important therapeutic media, and that their adoption will be of advantage to both the profession and the people.

THE THERAPEUTIC VALUE OF LIGHT AND COLOUR

KATE W. BALDWIN, M.D., F.A.C.S.
Former Senior Surgeon, Woman's Hospital,
PHILADELPHIA, PENNSYLVANIA

Kate Baldwin was one of the hundreds of physicians trained by Dinshah. As a highly credentialled and eminent surgeon she was a member of the AMA, but she was also a vociferous advocate of Spectro-Chrome Therapy and defender of Dinshah throughout her life. The following is excerpted from her paper presented at the clinical meeting of the Section on Eye, Ear, Nose and Throat Diseases of the Medical Society of the State of Pennsylvania, October 12, 1926. Reprinted from the Atlantic Medical Journal, April, 1927.

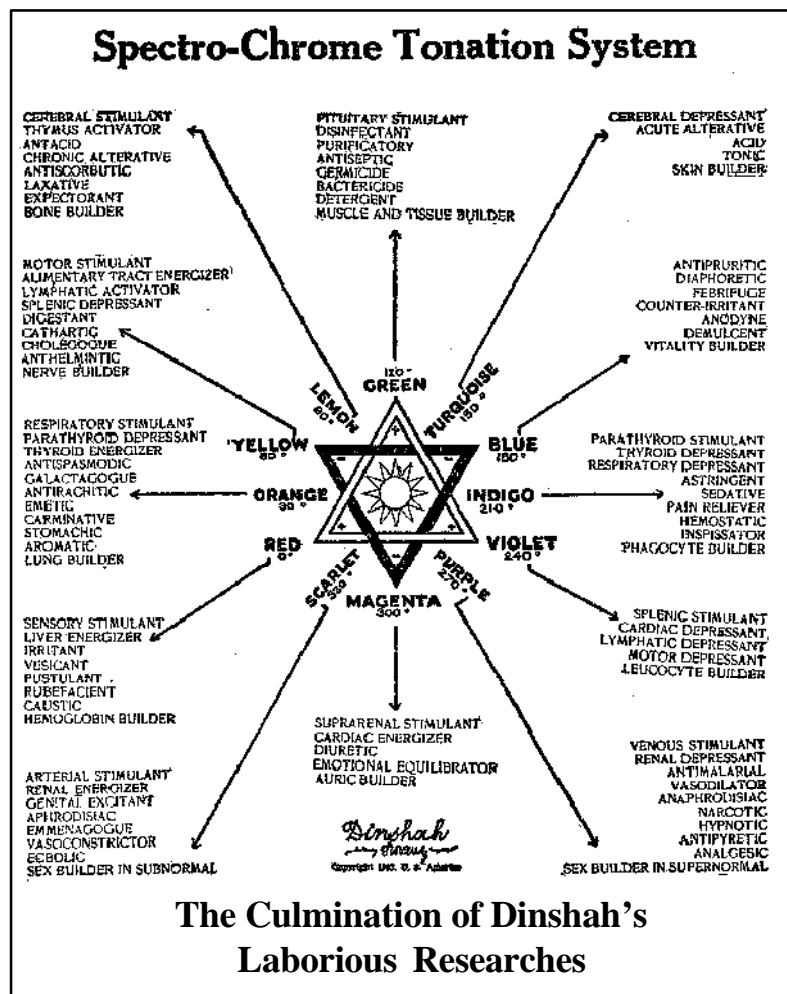
For centuries scientists have devoted untiring effort to discover means for the relief or cure of human ills and restoration of the normal functions. Yet in neglected light and colour there is a potency far beyond that of drugs and serums.

In order that the whole body may function perfectly, each organ must be a hundred per cent perfect. When the spleen, the liver, or any other organ falls below normal, it simply means that the body laboratories have not provided the required materials with which to work, either because they are not functioning, as a result of some disorder of the internal mechanism, or because they have not been provided with the necessary materials. Before the body can appropriate the required elements, they must be separated from the waste matter. Each element gives off a characteristic colour wave. The prevailing colour wave of hydrogen is red, and that of oxygen is blue, and each element in turn gives off its own special colour wave. Sunlight, as it is received by the body, is split into the prismatic colours and their combinations, as white light is split by passage through a prism. Everything on the red side of the spectrum is more or less stimulating, while the blue is sedative. There are many shades of each colour, and each is produced by a little different wavelength. Just as sound waves are tuned to each other and produce harmony or discords, so colour waves may be tuned, and only so can they be depended on always to produce the same results.

If the body is sick it should be restored with the least possible effort. There is no more accurate or easier way than by giving the colour representing the lacking elements, and the body will, through its radioactive forces appropriate them and so restore the normal balance. *Colour is the simplest and most accurate therapeutic measure yet developed.*

For about six years I have given close attention to the action of colours in restoring the body functions, and I am perfectly honest in saying that, after nearly thirty-seven years of active hospital and private practice in medicine and surgery, I can produce quicker and more accurate re-

sults with colours than with any or all other methods combined—and with less strain on the patient. In many cases, the functions have been restored after the classical remedies have failed. Of course, surgery is necessary in some cases, but results will be quicker and better if colour is used before and after operation. Sprains, bruises and traumata of all sorts respond to colour as to no other treatment. Septic conditions yield, regardless of the specific organism. Cardiac lesions, asthma, hay fever, pneumonia,



inflammatory conditions of the eyes, corneal ulcers, glaucoma, and cataracts are relieved by the treatment

The use of colour in the treatment of burns is well worth investigation by every member of the profession. In such cases the burning sensation caused by the destructive forces may be counteracted in from twenty to thirty minutes, and it does not return. True burns are caused by the destructive action of the red side of the spectrum, hydrogen predominating. Apply oxygen by the use of the blue side of the spectrum, and much will be done to relieve the nervous strain, the healing processes are rapid, and the resulting tissues soft and flexible.

There is no question that light and colour are important therapeutic media, and that their adoption will be of advantage to both the profession and the people.


CIRCLE OF COLOUR

Colour Projector & Experiment Guide Based on The Goethean Theory of Colour and The Spectro-Chrome System of Dinshah P. Ghadiali

Long known to aficionados of suppressed alternative therapies, the Spectro-Chrome System stands out as one of the most remarkable lost achievements of the 20th Century. Vilified and labelled as a fraud by myopic medical regulators in the USA, the legendary Dinshah had many ardent supporters, including highly regarded medical doctors who used the Spectro-Chrome System to both supplement and exceed their regular practices. Their documented case histories stand as testimony to the Truth.

The Spectro-Chrome system was based on creating 12 colours from 5 slides, a curious and enlightened system which you will learn of in the handbook. If you were lucky enough to find a fantastically rare old Spectro-Chrome projector the cost was usually high, the "attuned" glass slides being long sought after. Now, thanks to over a decade of private research the wonderful Circle of Colour produced by the Spectro-Chrome projectors is now available again. The core practice of the Spectro-Chrome System is supplied in the handbook, as well as new research on the structure of colour in relation to the atmospheric formation of colours and the structure of the human body.

The Circle of Colour Projector System is sold as a colour projector lamp only. It may be used as an educational and investigative device for exploring alternative research and theories on the use and structure of colour. No therapeutic claims are made and information supplied on the Spectro-Chrome System is for reference purposes in the study of the structure of colour. The only claim made in reference to the Spectro-Chrome System is that the circle of 12 attuned colours may be authentically reproduced using the 5 supplied attuned colour slides.



CIRCLE OF COLOUR PROJECTOR—standard model includes 5 attuned slides and informative handbook ... \$695+\$20 P&P, Cheque or Credit Card

GOLD MOUNTAIN TRADING COMPANY LTD

P.O. Box 60345 • Titirangi • Auckland
VOICE (09) 817-9480 • FAX (09) 817-9409

CIRCLE OF COLOUR

**Colour Projector & Experiment Guide
Based on The Goethean Theory of Colour and
The Spectro-Chrome System
of Dinshah P. Ghadiali**

Long known to aficionados of suppressed alternative therapies, the Spectro-Chrome System stands out as one of the most remarkable lost achievements of the 20th Century. Vilified and labelled as a fraud by myopic medical regulators in the USA, the legendary Dinshah had many ardent supporters, including highly regarded medical doctors who used the Spectro-Chrome System to both supplement and exceed their regular practices. Their documented case histories stand as testimony to the Truth.

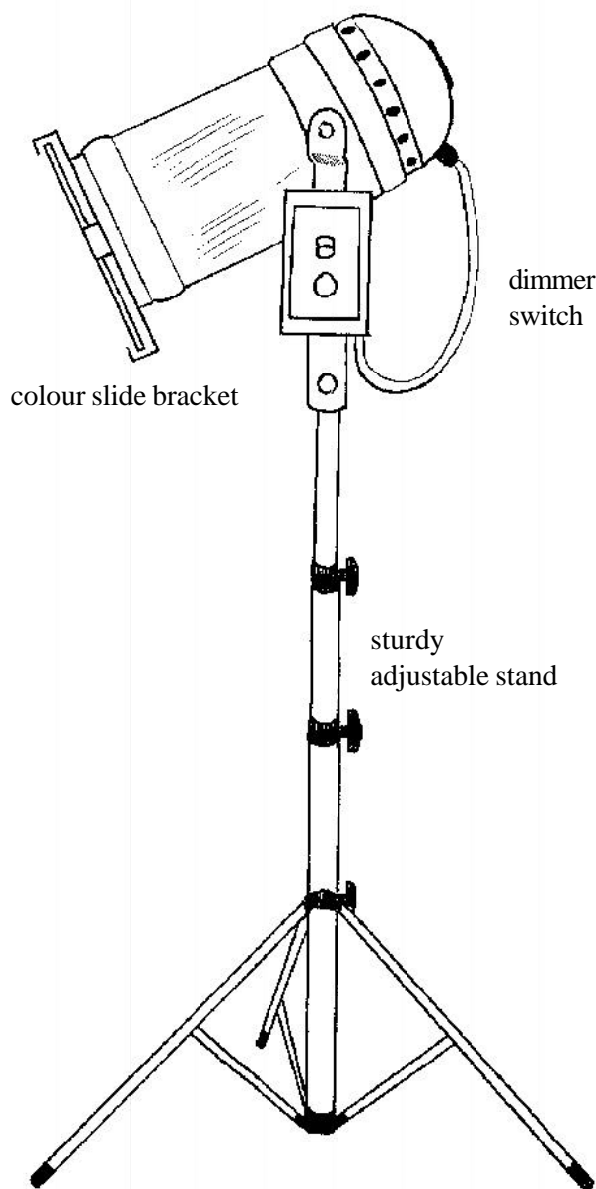
The Spectro-Chrome system was based on creating 12 colours from 5 slides, a unique and enlightened system which you will learn of in the handbook. If you were lucky enough to find a fantastically rare old Spectro-Chrome projector the cost was usually quite high, the "attuned" glass slides being long sought after. Now, thanks to over a decade of private research the wonderful Circle of Colour produced by the Spectro-Chrome projectors is now available again. The core practice of the Spectro-Chrome System is supplied in the handbook, as well as new research on the structure of colour in relation to the atmospheric formation of colours and the structure of the human body.

The Circle of Colour Projector System is sold as a colour projector lamp only. It may be used as an educational and investigative device for exploring alternative research and theories on the use and structure of colour. No therapeutic claims are made and information supplied on the Spectro-Chrome System is for reference purposes in the study of the structure of colour. The only claim made in reference to the Spectro-Chrome System is that the circle of 12 attuned colours may be authentically reproduced using the 5 supplied attuned colour slides.

Recent references to Dinshah colour therapy:

The AMA's Charge on the Light Brigade, *Nexus* magazine, Dec 97-Jan 98

Scientific cancer treatment? *The Self Help Cancer Cure Book*, Published by Soil & Health Association of NZ Inc, Auckland 1997



**CIRCLE OF COLOUR
PROJECTOR— 300 watt standard
model includes 5 attuned slides and
informative handbook ...\$695+\$10 P&P,
Cheque or Credit Card**

**GOLD MOUNTAIN TRADING
COMPANY LTD**

**P.O. Box 60345 • Titirangi • Auckland
VOICE (09) 817-9480 • FAX (09) 817-9409**

SPECTRAL AFFINITY COLOURS

1. Affinity Colours are those Colours which have diametrically opposite Attributes or Qualities of a Chemico-Physiological character. The following Table will act as a quick reference:—

Table of Spectral Affinity Colours

- (a) Red is the Affinity of Blue
- (b) Orange is the Affinity of Indigo
- (c) Yellow is the Affinity of Violet
- (d) Lemon is the Affinity of Turquoise
- (e) Purple is the Affinity of Scarlet

Green and Magenta are the Head and Sex Potencies, which are NOT AFFINITY COLOURS, but, are DUAL POLARITIES of the same Oscillatory Frequency, spirilling in opposite gyrations.

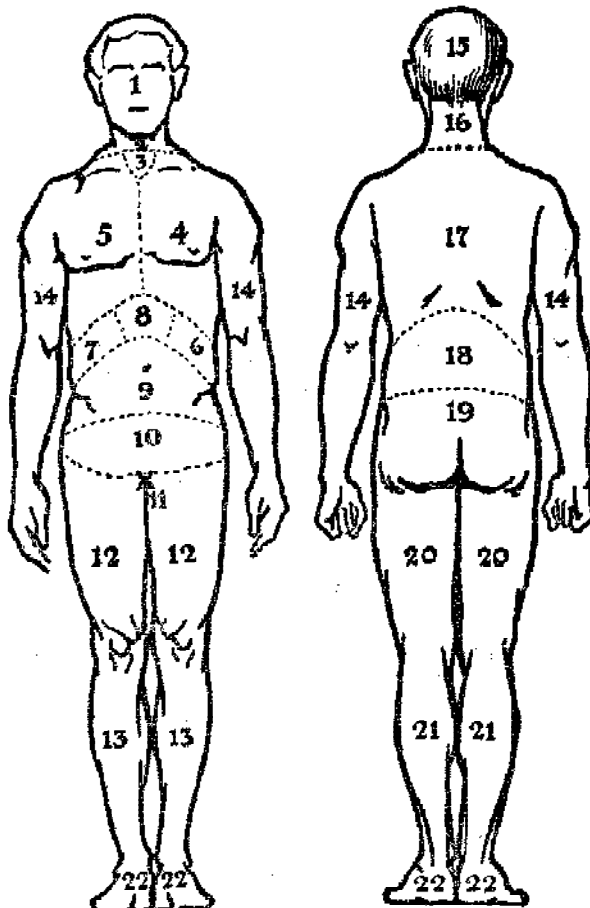
2. Due attention to this wonderful peculiarity will result in better understanding in the use of the Projector.

PHYSICAL BODY AREA CHART

1. Our Physical Body has certain Areas where the Radiant Energy from the Colour Projector can be beneficially irradiated. The Area Chart (Figure 2) clearly marks these positions. In Spectro-Chrome, instructions are given by the indicated Numbers only and no mention of any Organ is made. Whatever Organ may be in the defined Area receives the Irradiation. The users need not trouble about WHAT is inside the Human Body—their concern should be what the Colour Projector will do and does to whatever may be or is there. The Area Chart avoids all complications.

FRONT AREA

- 1 - FACE
- 2 - NECK
- 3 - THYROID
- 4 - LEFT BREAST
- 5 - RIGHT BREAST
- 6 - SPLEEN
- 7 - LIVER
- 8 - STOMACH
- 9 - ABDOMEN
- 10 - PELVIS
- 11 - GENITALS
- 12 - THIGHS
- 13 - LEGS
- 14 - ARMS
- 22 - FEET



BACK AREA

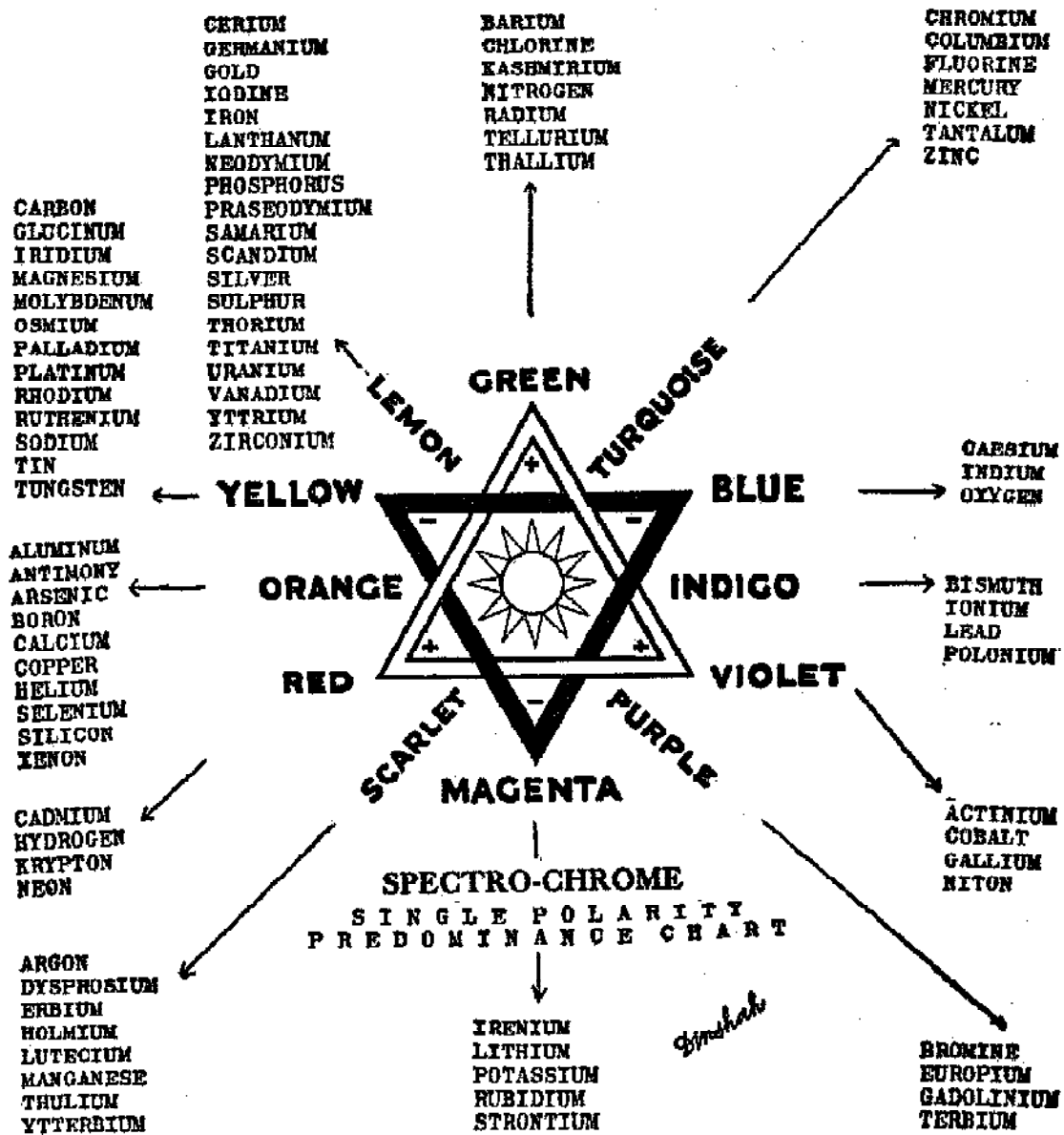
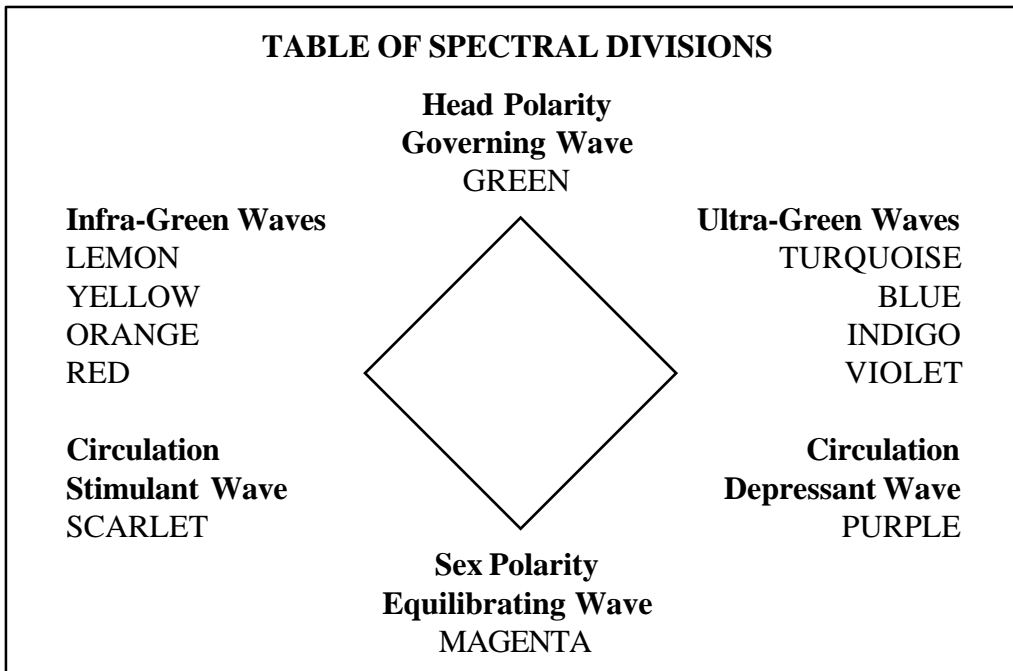
- 14 - ARMS
- 15 - BACK OF HEAD
- 16 - NAPE
- 17 - UPPER BACK
- 18 - MIDDLE BACK
- 19 - LOWER BACK
- 20 - BACK OF THIGHS
- 21 - CALVES
- 22 - FEET

By

Dinshah

Spectro-Chrome Area Chart—Front and Back

TABLE OF SPECTRAL DIVISIONS



Chemical Elements In Attuned Color Waves