

**PRACTICE  
MAKES  
PERFECT**

**MASTER  
MATH**  
at your own pace

# Algebra

- *Make confident first steps in learning algebra*
- *Get a thorough overview of basic algebra*
- *Practice with more than 900 exercises*

**Carolyn Wheater**

$$5x - 8 = x$$

$$11x + 18$$

$$3x + 8 = 4$$

$$9 - 4x =$$

$$x - 5 = 3 -$$

$$8x - 17$$

$$x - 3 = 2$$

$$5x - 7.1 =$$

$$7 - 9x =$$

$$-5x + 2$$

$$-5x = 35$$

$$\frac{\cancel{5}x}{\cancel{5}} =$$

$$x = -7$$

**PRACTICE  
MAKES  
PERFECT**

# **Algebra**

*This page intentionally left blank*

**PRACTICE**  
**MAKES**  
**PERFECT**

# Algebra

**Carolyn Wheater**



New York Chicago San Francisco Lisbon London Madrid Mexico City  
Milan New Delhi San Juan Seoul Singapore Sydney Toronto

Copyright © 2010 by The McGraw-Hill Companies, Inc. All rights reserved. Except as permitted under the United States Copyright Act of 1976, no part of this publication may be reproduced or distributed in any form or by any means, or stored in a database or retrieval system, without the prior written permission of the publisher.

ISBN: 978-0-07-163820-3

MHID: 0-07-163820-2

The material in this eBook also appears in the print version of this title: ISBN: 978-0-07-163819-7, MHID: 0-07-163819-9.

All trademarks are trademarks of their respective owners. Rather than put a trademark symbol after every occurrence of a trademarked name, we use names in an editorial fashion only, and to the benefit of the trademark owner, with no intention of infringement of the trademark. Where such designations appear in this book, they have been printed with initial caps.

McGraw-Hill eBooks are available at special quantity discounts to use as premiums and sales promotions, or for use in corporate training programs. To contact a representative please e-mail us at [bulksales@mcgraw-hill.com](mailto:bulksales@mcgraw-hill.com).

Trademarks: McGraw-Hill, the McGraw-Hill Publishing logo, Practice Makes Perfect and related trade dress are trademarks or registered trademarks of The McGraw-Hill Companies and/or its affiliates in the United States and other countries, and may not be used without written permission. All other trademarks are the property of their respective owners. The McGraw-Hill Companies is not associated with any product or vendor mentioned in this book.

#### TERMS OF USE

This is a copyrighted work and The McGraw-Hill Companies, Inc. (“McGrawHill”) and its licensors reserve all rights in and to the work. Use of this work is subject to these terms. Except as permitted under the Copyright Act of 1976 and the right to store and retrieve one copy of the work, you may not decompile, disassemble, reverse engineer, reproduce, modify, create derivative works based upon, transmit, distribute, disseminate, sell, publish or sublicense the work or any part of it without McGraw-Hill’s prior consent. You may use the work for your own noncommercial and personal use; any other use of the work is strictly prohibited. Your right to use the work may be terminated if you fail to comply with these terms.

THE WORK IS PROVIDED “AS IS.” MCGRAW-HILL AND ITS LICENSORS MAKE NO GUARANTEES OR WARRANTIES AS TO THE ACCURACY, ADEQUACY OR COMPLETENESS OF OR RESULTS TO BE OBTAINED FROM USING THE WORK, INCLUDING ANY INFORMATION THAT CAN BE ACCESSED THROUGH THE WORK VIA HYPERLINK OR OTHERWISE, AND EXPRESSLY DISCLAIM ANY WARRANTY, EXPRESS OR IMPLIED, INCLUDING BUT NOT LIMITED TO IMPLIED WARRANTIES OF MERCHANTABILITY OR FITNESS FOR A PARTICULAR PURPOSE. McGraw-Hill and its licensors do not warrant or guarantee that the functions contained in the work will meet your requirements or that its operation will be uninterrupted or error free. Neither McGraw-Hill nor its licensors shall be liable to you or anyone else for any inaccuracy, error or omission, regardless of cause, in the work or for any damages resulting therefrom. McGraw-Hill has no responsibility for the content of any information accessed through the work. Under no circumstances shall McGraw-Hill and/or its licensors be liable for any indirect, incidental, special, punitive, consequential or similar damages that result from the use of or inability to use the work, even if any of them has been advised of the possibility of such damages. This limitation of liability shall apply to any claim or cause whatsoever whether such claim or cause arises in contract, tort or otherwise.

# Contents

Introduction ix

## **1 Arithmetic to algebra 1**

- The real numbers 1
- Properties of real numbers 2
- Integers 4
- Order of operations 5
- Using variables 6
- Evaluating expressions 7

## **2 Linear equations 9**

- Addition and subtraction equations 9
- Multiplication and division equations 10
- Two-step equations 10
- Variables on both sides 11
- Simplifying before solving 12
- Absolute value equations 12
- Mixture problems: coffee, coins, cars, and chemicals 13

## **3 Linear inequalities 17**

- Simple inequalities 17
- Compound inequalities 18
- Absolute value inequalities 19

## **4 Coordinate graphing 21**

- The coordinate plane 21
- Distance 22
- Midpoints 23
- Slope and rate of change 23
- Graphing linear equations 24
- Vertical and horizontal lines 26
- Graphing linear inequalities 26
- Graphing absolute value equations 27

Writing linear equations 28  
Parallel and perpendicular lines 29

## **5 Systems of linear equations and inequalities 31**

Graphing systems of equations 31  
Graphing systems of inequalities 32  
Solving systems of equations by substitution 33  
Solving systems of equations by combination 34  
Combinations with multiplication 35  
Dependent and inconsistent systems 36

## **6 Powers and polynomials 39**

Rules for exponents 39  
More rules 40  
Monomials and polynomials 41  
Adding and subtracting polynomials 42  
Multiplying polynomials 43  
Dividing polynomials 47

## **7 Factoring 49**

Greatest common monomial factor 49  
Factoring  $x^2 + bx + c$  50  
Factoring  $ax^2 + bx + c$  51  
Special factoring patterns 52

## **8 Radicals 55**

Simplifying radical expressions 55  
Adding and subtracting radicals 57  
Solving radical equations 57  
Graphing square root equations 59

## **9 Quadratic equations and their graphs 61**

Solving by square roots 61  
Completing the square 62  
The quadratic formula 63  
Solving by factoring 64  
Graphing quadratic functions 65

## **10 Proportion and variation 69**

Using ratios and extended ratios 69  
Solving proportions 70  
Variation 71  
Joint and combined variation 72

## **11 Rational equations and their graphs 75**

- Simplifying rational expressions 75
- Multiplying rational expressions 76
- Dividing rational expressions 77
- Adding and subtracting rational expressions 78
- Complex fractions 79
- Solving rational equations 80
- Graphing rational functions 83
- Work problems 85

## **12 Exponential growth and decay 87**

- Compound interest 87
- Exponential growth and decay 88
- Graphing the exponential functions 89

## **13 Matrix algebra 91**

- Rows and columns 92
- Addition and subtraction 93
- Scalar multiplication 98
- Matrix multiplication 101
- Determinants 107
- Inverses 109
- Solving systems with matrices 117

## **Answers 127**



*This page intentionally left blank*

# Introduction

An old joke tells of a tourist, lost in New York City, who stops a passerby to ask, “How do I get to Carnegie Hall?” The New Yorker’s answer comes back quickly: “Practice, practice, practice!” The joke may be lame, but it contains a truth. No musician performs on the stage of a renowned concert hall without years of daily and diligent practice. No dancer steps out on stage without hours in the rehearsal hall, and no athlete takes to the field or the court without investing time and sweat drilling on the skills of his or her sport.

Math has a lot in common with music, dance, and sports. There are skills to be learned and a sequence of activities you need to go through if you want to be good at it. You don’t just read math, or just listen to math, or even just understand math. You *do* math, and to learn to do it well, you have to practice. That’s why homework exists, but most people need more practice than homework provides. That’s where *Practice Makes Perfect Algebra* comes in.

When you start your formal study of algebra, you take your first step into the world of advanced mathematics. One of your principal tasks is to build the repertoire of tools that you will use in all future math courses and many other courses as well. To do that, you first need to understand each tool and how to use it, and then how to use the various tools in your toolbox in combination.

The almost 1000 exercises in this book are designed to help you acquire the skills you need, practice each one individually until you have confidence in it, and then combine various skills to solve more complicated problems. Since it’s also important to keep your tools in good condition, you can use *Practice Makes Perfect Algebra* to review. Reminding yourself of the tools in your toolbox and how to use them helps prepare you to face new tasks that require you to combine those tools in new ways.

With patience and practice, you’ll find that you’ve assembled an impressive set of tools and that you’re confident about your ability to use them properly. The skills you acquire in algebra will serve you well in other math courses and in other disciplines. Be persistent. You must keep working at it, bit by bit. Be patient. You will make mistakes, but mistakes are one of the ways we learn, so welcome your mistakes. They’ll decrease as you practice, because practice makes perfect.

*This page intentionally left blank*

# Arithmetic to algebra



In arithmetic, we learn to work with numbers: adding, subtracting, multiplying, and dividing. Algebra builds on that work, extends it, and reverses it. Algebra looks at the properties of numbers and number systems, introduces the use of symbols called variables to stand for numbers that are unknown or changeable, and develops techniques for finding those unknowns.

## The real numbers

The real numbers include all the numbers you encounter in arithmetic. The natural, or counting, numbers are the numbers you used as you learned to count:  $\{1, 2, 3, 4, 5, \dots\}$ . Add the number 0 to the natural numbers and you have the whole numbers:  $\{0, 1, 2, 3, 4, \dots\}$ . The whole numbers together with their opposites form the integers, the positive and negative whole numbers and 0:  $\{\dots, -3, -2, -1, 0, 1, 2, 3, \dots\}$ .

There are many numbers between each pair of adjacent integers, however. Some of these, called rational numbers, are numbers that can be expressed as the ratio of two integers, that is, as a fraction. All integers are rational, since every integer can be written as a fraction by giving it a denominator of 1. Rational numbers have decimal expansions that either terminate (like  $\frac{5}{2} = 2.5$ ) or infinitely repeat a pattern (like  $\frac{1}{3} = 0.33333\dots = 0.\overline{3}$ ).

There are still other numbers that cannot be expressed as the ratio of two integers, called irrational numbers. These include numbers like  $\pi$  and  $\sqrt{2}$ . You may have used decimals to approximate these, but irrational numbers have decimal representations that continue forever and do not repeat. For an exact answer, leave numbers in terms of  $\pi$  or in simplest radical form. When you try to express irrational numbers in decimal form, you're forced to cut the infinite decimal off, and that means your answer is approximate.

The real numbers include both the rationals and the irrationals. The number line gives a visual representation of the real numbers (see Figure 1.1). Each point on the line corresponds to a real number.

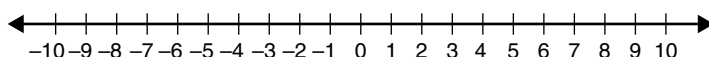


Figure 1.1 The real number line.

For each number given, list the sets of numbers into which the number fits (naturals, wholes, integers, rationals, irrationals, or reals).

1. 17.386

2.  $-5$

3.  $\frac{2}{5}$

4. 0

5.  $\sqrt{7}$

6. 493

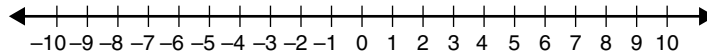
7.  $-17.5$

8.  $\overline{73.874}$

9.  $\frac{123}{-41}$

10.  $\pi$

For 11-20, plot the numbers on the real number line and label the point with the appropriate letter. Use the following figure for your reference.



11.  $A = 4.5$

12.  $B = \sqrt{10}$

13.  $C = -2.75$

14.  $D = 0.1$

15.  $E = \frac{25}{4}$

16.  $F = -\sqrt{20}$

17.  $G = \frac{-46}{5}$

18.  $H = 7.25$

19.  $I = -6\frac{1}{3}$

20.  $J = 8.9$

## Properties of real numbers

As you learned arithmetic, you also learned certain rules about the way numbers behave that helped you do your work more efficiently. You might not have stopped to put names to those properties, but you knew, for example, that  $4 + 5$  was the same as  $5 + 4$ , but  $5 - 4$  did not equal  $4 - 5$ .

The commutative and associative properties are the rules that tell you how you can rearrange the numbers in an arithmetic problem to make the calculation easier. The commutative property tells you when you may change the order, and the associative property tells you when you can regroup. There are commutative and associative properties for addition and for multiplication.

Commutative Property for Addition:  $a + b = b + a$  [Example:  $5 + 4 = 4 + 5$ ]

Commutative Property for Multiplication:  $a \times b = b \times a$  [Example:  $3 \times 5 = 5 \times 3$ ]

Associative Property for Addition:  $(a + b) + c = a + (b + c)$  [Example:  $(3 + 4) + 5 = 3 + (4 + 5)$ ]

Associative Property for Multiplication:  $(a \times b) \times c = a \times (b \times c)$  [Example:  $(2 \times 3) \times 4 = 2 \times (3 \times 4)$ ]

Two other properties of the real numbers sound obvious, but we'd be lost without them. The identity properties for addition and multiplication say that there is a real number—0 for addition and 1 for multiplication—that doesn't change anything. When you add 0 to a number or multiply a number by 1, you end up with the same number.

Identity for Addition:  $a + 0 = a$

Identity for Multiplication:  $a \times 1 = a, a \neq 0$

The inverse properties guarantee that whatever number you start with, you can find a number to add to it, or to multiply it by, to get back to the identity.

Inverse for Addition:  $a + -a = 0$  [Example:  $4 + -4 = 0$ ]

Inverse for Multiplication:  $a \times \frac{1}{a} = 1, a \neq 0$  [Example:  $2 \times \frac{1}{2} = 1$ ]

Notice that 0 doesn't have an inverse for multiplication. That's because of another property you know but don't often think about. Any number multiplied by 0 equals 0.

Multiplicative Property of Zero:  $a \times 0 = 0$

It's interesting that while multiplying by 0 always gives you 0, there's no way to get a product of 0 without using 0 as one of your factors.

Zero Product Property: If  $a \times b = 0$ , then  $a = 0$  or  $b = 0$  or both.

Finally, the distributive property ties together addition and multiplication. The distributive property for multiplication over addition—its full name—says that you can do the problem in two different orders and get the same answer. If you want to multiply  $5 \times 40 + 8$ , you can add  $40 + 8 = 48$  and then multiply  $5 \times 48$ , or you can multiply  $5 \times 40 = 200$  and  $5 \times 8 = 40$ , and then add  $200 + 40$ . You get 240 either way.

Distributive Property:  $a(b + c) = a \times b + a \times c$

EXERCISE

1·2

Identify the property of the real number system that is represented in each example.

1.  $7 + 6 + 3 = 7 + 3 + 6$

9.  $7 \times 4 \times 9 = 4 \times 7 \times 9$

2.  $(5 \times 8) \times 2 = 5 \times (8 \times 2)$

10.  $193 \times 0 = 0$

3.  $4 + 0 = 4$

11.  $14 + (-14) = 0$

4.  $2 \times \frac{1}{2} = 1$

12.  $3(58) = 3 \times 50 + 3 \times 8$

5.  $8(3 + 9) = 8 \times 3 + 8 \times 9$

13.  $\frac{2}{3} \times \frac{6}{6} = \frac{12}{18}$

6.  $5x = 0$ , so  $x = 0$

14.  $(4 + 1) + 9 = 4 + (1 + 9)$

7.  $(8 + 3) + 6 = 8 + (3 + 6)$

15.  $839 + (-839) = 0$

8.  $28 \times 1 = 28$

# Integers

The integers are the positive and negative whole numbers and 0. On the number line, the negative numbers are a mirror image of the positive numbers; this can be confusing sometimes when you're thinking about the relative size of numbers. On the positive side, 7 is larger than 4, but on the negative side,  $-7$  is less than  $-4$ . It may help to picture the number line and think about "larger" as farther right and "smaller" as farther left.

Expanding your understanding of arithmetic to include the integers is a first big step in algebra. When you first learned to subtract, you would have said you couldn't subtract 8 from 3, but when you open up your thinking to include negative numbers, you can. The rules for operating with integers apply to all real numbers, so it's important to learn them well.

## Absolute value

The absolute value of a number is its distance from 0 without regard to direction. If a number and its opposite are the same distance from 0, in opposite directions, they have the same absolute values.  $|4|$  and  $|-4|$  both equal 4, because both 4 and  $-4$  are four units from 0.

## Addition

To add integers with the same sign, add the absolute values and keep the sign. Add  $4 + 7$ , both positive numbers, and you get 11, a positive number. Add  $-5 + (-3)$ , both negative, and you get  $-8$ .

To add integers with different signs, subtract the absolute values and take the sign of the integer with the larger absolute value. If you need to add  $13 + (-5)$ , think  $13 - 5 = 8$ , then look back and see that the larger-looking number, 13, is positive, so your answer is positive 8. On the other hand,  $9 + (-12)$ , is going to turn out negative because  $|-12| > |9|$ . You'll wind up with  $-3$ .

## Subtraction

Did you notice that none of the properties of the real numbers talked about subtraction? That's because subtraction is defined as addition of the inverse. To subtract 4, you add  $-4$ ; to subtract  $-9$ , you add 9. When you learned to subtract, to answer questions like  $8 - 5 = \square$ , what you were really doing was answering  $\square + 5 = 8$ . Every subtraction problem is an addition problem in disguise.

To subtract an integer, add its opposite. Change the sign of the second number (the *subtrahend*, if you want the mathematical term) and add. The problem  $9 - (-7)$  becomes  $9 + 7$ , whereas  $-3 - 8$  becomes  $-3 + (-8)$ . Then you follow the rules for addition.

$$9 - (-7) = 9 + 7 = 16$$

$$-3 - 8 = -3 + (-8) = -11$$

## Multiplication

To multiply two integers, multiply the absolute values and then determine the sign. If the integers have the same sign, the product will be positive. If the factors have different signs, the product is negative.

$$4 \times 7 = 28$$

$$-4 \times (-7) = 28$$

$$4 \times (-7) = -28$$

$$-4 \times 7 = -28$$

## Division

Just as subtraction is defined as adding the inverse, division is defined as multiplying by the inverse.

The multiplicative inverse, or reciprocal, of an integer  $n$  is  $\frac{1}{n}$ . To form the reciprocal of a fraction, swap the numerator and denominator. The reciprocal of 4 is  $\frac{1}{4}$  and the reciprocal of  $\frac{3}{4}$  is  $\frac{4}{3}$ . You probably remember learning that to divide by a fraction, you should invert the divisor and multiply.

Since division is multiplication in disguise, you follow the same rules for signs when you divide that you follow when multiplying. To divide two integers, divide the absolute values. If the signs are the same, the quotient is positive. If the signs are different, the quotient is negative.

### EXERCISE

### 1.3

Find the value of each expression.

- |                      |                      |
|----------------------|----------------------|
| 1. $-12 + 14$        | 11. $-5 + 7$         |
| 2. $-13 - 4$         | 12. $12 - 5$         |
| 3. $18 \times (-3)$  | 13. $8 \times (-4)$  |
| 4. $-32 \div (-8)$   | 14. $-2 - 8$         |
| 5. $6 + (-3)$        | 15. $-5 \times 8$    |
| 6. $5 - (-9)$        | 16. $-9 - 3$         |
| 7. $2 \times 12$     | 17. $5 \div (-5)$    |
| 8. $12 \div (-4)$    | 18. $-4 \times 12$   |
| 9. $-6 - 2$          | 19. $-4 \times (-4)$ |
| 10. $-9 \times (-2)$ | 20. $-45 \div (-9)$  |

## Order of operations

The order of operations is an established system for determining which operations to perform first when evaluating an expression. The order of operations tells you first to evaluate any expressions in parentheses. Exponents are next in the order, and then, moving from left to right, perform any multiplications or divisions as you meet them. Finally, return to the beginning of the line, and again moving from left to right, perform any additions or subtractions as you encounter them.

The two most common mnemonics to remember the order of operations are PEMDAS and *Please Excuse My Dear Aunt Sally*. In either case, P stands for parentheses, E for exponents, M and D for multiplication and division, and A and S for addition and subtraction.

A multiplier in front of parentheses means that everything in the parentheses is to be multiplied by that number. If you can simplify the expression in the parentheses and then multiply, that's great. If not, use the distributive property. Remember that a minus sign in front of the parentheses, as in  $13 - (2 + 5)$ , acts as  $-1$ . If you simplify in the parentheses first,  $13 - (2 + 5) = 13 - 7 = 6$ , but if you distribute, think of the minus sign as  $-1$ .

$$13 - (2 + 5) = 13 - 1(2 + 5) = 13 - 2 - 5 = 11 - 5 = 6$$



## EXERCISE

## 1.4

Find the value of each expression.

1.  $18 - 3^2$

2.  $(18 - 3)^2$

3.  $15 - 8 + 3$

4.  $15 - (8 + 3)$

5.  $5^2 - 3 \cdot 2 + 4$

6.  $(22 - 7) \cdot 2 + 15 \div 5 - (4 + 8)$

7.  $9 - 2 + 4(3 - 5) \div 2$

8.  $9 - (2 + 4)(3 - 5) \div 2$

9.  $8 + 4^2 - 12 \div 3$

10. 
$$\frac{10 + (-8) + [12 - (-4)]}{3(1 - 4)}$$

## Using variables

Variables are letters or other symbols that take the place of a number that is unknown or may assume different values. You used the idea of a variable long before you learned about algebra. When you put a number into the box in  $4 + \square = 6$ , or knew what the question mark stood for in  $3 - ? = 2$ , or even filled in a blank, you were using the concept of a variable. In algebra, variables are usually letters, and determining what number the variable represents is one of your principal jobs.

When you write the product of a variable and a number, you traditionally write the number first, without a times sign, that is,  $2x$  rather than  $x \cdot 2$ . The number is called the coefficient of the variable. A numerical coefficient and a variable (or variables) multiplied together form a term. When you want to add or subtract terms, you can only combine like terms, that is, terms that have the same variable, raised to the same power if powers are involved. When you add or subtract like terms, you add or subtract the coefficients. The variable part doesn't change.

Translating verbal phrases into variable expressions is akin to translating from one language to another. Phrases are translated word by word at first, with care to observe syntax. Variables and numbers are nouns, operation signs (+, -,  $\times$ ,  $\div$ ) act as conjunctions, and equal signs or inequality signs are verbs. Sometimes you need to learn an idiom. For example, "3 less than a number" doesn't involve a less-than inequality sign. It translates to  $x - 3$ .

## EXERCISE

## 1.5

Simplify each expression by combining like terms where possible.

1.  $3t + 8t$

2.  $10x - 6x$

3.  $5x + 3y - 2x$

4.  $2y - 3 + 5x + 8y - 4x$

5.  $6 - 3x + x^2 - 7 + 5x - 3x^2$

6.  $(5t + 3) + (t - 12r) - 8 + 9r + (7t - 5)$

7.  $(5x^2 - 9x + 7) + (2x^2 + 3x + 12)$

8.  $(2x - 7) - (y + 2x) - (3 + 5y) + (8x - 9)$

9.  $(3x^2 + 5x - 3) - (x^2 + 3x - 4)$

10.  $2y - (3 + 5x) + 8y - (4x - 3)$

Write a variable expression for each phrase. Use the variable shown in parentheses at the end of the phrase.

11. Two more than 3 times a number ( $x$ )12. Three times a number decreased by 7 ( $y$ )

13. The quotient of a number and 3, increased by 11 ( $t$ )
14. Eight less than the product of a number and 9 ( $n$ )
15. The sum of a number and its opposite ( $w$ )
16. Three less than 5 times a number, divided by the square of the number ( $p$ )
17. The square of a number reduced by 4 times the number ( $r$ )
18. Eight more than the quotient of a number and 1 less than twice the number ( $x$ )
19. The product of 2 more than 3 times a number and 6 less than 4 times the number ( $z$ )
20. The square root of 4 times the square of a number decreased by 1 ( $v$ )

## Evaluating expressions

Evaluate, if you take the word back to its roots, means to bring out or lead out the value. You have evaluated, or found the value of, an algebraic expression when you know what numbers the variables stand for. You solve an equation or inequality to find out what the value of the variable is. To evaluate an algebraic expression, replace each variable with its value and simplify according to the order of operations.

To evaluate  $\frac{5x - 3y^2}{4(2x^2 - y)}$  when  $x = 2$  and  $y = 1$ , replace each variable with its value:  $\frac{5(2) - 3(1)^2}{4[2(2)^2 - (1)]}$ .

The order of operations calls for parentheses first, but don't forget that the fraction bar acts like parentheses, so evaluate the numerator, evaluate the denominator, and then divide.

$$\begin{aligned} \frac{5(2) - 3(1)^2}{4[2(2)^2 - (1)]} &= \frac{5(2) - 3}{4[2(2)^2 - (1)]} = \frac{10 - 3}{4[2(2)^2 - (1)]} = \frac{7}{4[2(2)^2 - (1)]} \\ &= \frac{7}{4[2(2)^2 - (1)]} = \frac{7}{4[2(4) - (1)]} = \frac{7}{4(8 - 1)} = \frac{7}{4(7)} = \frac{7}{28} = \frac{1}{4} \end{aligned}$$

### EXERCISE

## 1·6

Evaluate each expression for the given values of the variables.

1.  $3x - 7$  for  $x = 7$
2.  $14 - 5x$  for  $x = 6$
3.  $x^2 + 2x - 7$  for  $x = -4$
4.  $\frac{9x + 8}{x + 11}$  for  $x = 2$
5.  $3x^2 - 5x + 13$  for  $x = 2$
6.  $x + 2y$  for  $x = 7, y = -3$
7.  $5x - 3y$  for  $x = 11, y = -10$
8.  $(2x^2 + 5)(4 - y)$  for  $x = -3, y = -6$
9.  $\frac{-7x + 6}{5 - 3y}$  for  $x = 3, y = 0$
10.  $-4x^2 + 5xy - 3y^2$  for  $x = -1, y = 2$

*This page intentionally left blank*

# Linear equations

2

Linear equations take their name from the fact that their graph is a line. They are equations that contain the first power of a variable. No exponents or radicals are involved, and no variables show up in denominators. Linear equations can be simplified to the form  $ax + b = 0$ . Examples of simplified linear equations include  $3x + 7 = 0$  and  $\frac{-2}{3}t - \frac{8}{9} = 0$ , but before being simplified, they might look like  $4x - 9 = 2x + 1$  or  $-5(8 - y) = 2(y + 4) - 9$ . If an equation has more than one variable term and one constant term on either side of the equal side, take the time to simplify it before starting to solve.

Solving a linear equation is an inverse, or undoing, process. In the equation  $3x + 7 = 0$ , the variable  $x$  was multiplied by 3 and then 7 was added. Solving the equation involves performing opposite operations—subtraction and division—in the opposite order.

## Addition and subtraction equations

If  $y + 4 = 7$ , then you can find the value of  $y$  that makes the equation true by subtracting 4 from both sides of the equation to undo the addition.

$$\begin{aligned}y + 4 - 4 &= 7 - 4 \\y &= 3\end{aligned}$$

If the equation was formed by adding, you solve it by subtracting. If it was formed by subtracting, you solve it by adding. The equation  $p - 7 = 2$  can be solved by adding 7 to both sides.

$$\begin{aligned}p - 7 + 7 &= 2 + 7 \\p &= 9\end{aligned}$$

EXERCISE

2.1

Solve each equation by adding or subtracting the appropriate number to both sides.

1.  $x + 8 = 12$

3.  $t + 3 = 6$

2.  $y - 5 = 11$

4.  $w - 13 = 24$

5.  $x + \frac{1}{2} = \frac{5}{2}$

6.  $z - 2.8 = 10.3$

7.  $y - 4\frac{3}{5} = 7\frac{1}{2}$

8.  $x + 14 = 8$

9.  $y - 7 = -4$

10.  $t + 3 = -4$

## Multiplication and division equations

The key to solving any equation is getting the variable all alone on one side of the equation. You isolate the variable by performing inverse operations. If the variable has been multiplied by a number, you solve the equation by dividing both sides by that number.

$$\begin{aligned} -5x &= 35 \\ \frac{\cancel{-5}x}{\cancel{-5}} &= \frac{35}{-5} \\ x &= -7 \end{aligned}$$

If the variable has been divided by a number, you multiply both sides by that number to find the value of the variable.

$$\begin{aligned} \frac{x}{6} &= -2 \\ \frac{x}{\cancel{6}} \cdot \cancel{6} &= -2 \cdot 6 \\ x &= -12 \end{aligned}$$

### EXERCISE

#### 2·2

Solve each equation by multiplying or dividing both sides by the appropriate number.

1.  $8x = 32$

2.  $\frac{z}{7} = 9$

3.  $-5y = 42$

4.  $\frac{t}{9} = -4$

5.  $1.5x = 45$

6.  $\frac{w}{1.1} = 14$

7.  $\frac{4}{5}t = \frac{15}{32}$

8.  $\frac{m}{4} = -3.1$

9.  $-1.3x = 3.9$

10.  $\frac{z}{5} = 35$

## Two-step equations

Most equations require two or more operations to find a solution. The equation  $4x - 5 = 19$  says that if you start with a number  $x$ , multiply it by 4, and then subtract 5, the result is 19. To solve for  $x$ , you will need to perform the opposite, or inverse, operations in the opposite order. You are

undoing, stripping away, what was done to  $x$  and working your way back to where things started. Undo the subtraction by adding 5.

$$\begin{aligned}4x - 5 &= 19 \\4x &= 19 + 5 \\4x &= 24\end{aligned}$$

Then undo the multiplication by dividing by 4.

$$\begin{aligned}4x &= 24 \\x &= \frac{24}{4} \\x &= 6\end{aligned}$$

EXERCISE

**2·3**

*Solve each equation.*

1.  $3x - 7 = 32$

2.  $-5t + 9 = 24$

3.  $4 - 3x = -11$  (Rewrite as  $-3x + 4 = -11$  if that's easier.)

4.  $9 + 3x = 10$

5.  $\frac{x}{4} - 7 = -4$

6.  $-3x + 5 = -16$

7.  $\frac{x}{2} + 7 = 15$

8.  $11 - 3x = 9.5$

9.  $\frac{x}{4} - \frac{3}{2} = \frac{19}{4}$

10.  $2x - 7 = -23$

## Variables on both sides

When variable terms appear on both sides of the equation, add or subtract to eliminate one of them. This should leave a one- or two-step equation for you to solve.

$$\begin{aligned}3x_{-2x} - 7 &= 2x_{-2x} + 4 \\x - 7 &= 4 \\x &= 11\end{aligned}$$

EXERCISE

**2·4**

*Eliminate the extra variable term by adding or subtracting; then solve the equation.*

1.  $5x - 8 = x + 12$

2.  $11x + 18 = 3x - 14$

3.  $3x + 8 = 4x - 9$

4.  $9 - 4x = 16 + 3x$

5.  $2x - 5 = 3 - 4x$

6.  $8x - 17 = 12 + 3x$

7.  $x - 3 = 2 - x$

9.  $7 - 9x = 7x - 19$

8.  $1.5x - 7.1 = 8.4 + x$

10.  $-5x + 21 = 27 - x$

## Simplifying before solving

If the equation contains parentheses or has more than two terms on either side, take the time to simplify each side of the equation before you try to solve. If there is a multiplier in front of the parentheses, use the distributive property to multiply and remove the parentheses. Focus on one side at a time and combine like terms. There should be no more than one variable term and one constant term on each side of the equation when you start the process of solving by inverse operations.

$$4(3x - 8) = 10x - (2x + 3) - 1$$

$$12x - 32 = 10x - 2x - 3 - 1$$

$$12x_{-8x} - 32 = 8x_{-8x} - 4$$

$$4x - 32_{+32} = -4_{+32}$$

$$4x = 28$$

$$x = \frac{28}{4} = 7$$

### EXERCISE

## 2.5

Simplify the left side and the right side of each equation. Leave no more than one variable term and one constant term on each side. Then solve each equation.

1.  $5(x + 2) = 40$

6.  $6(2x + 9) - 30 = 4(7x - 2)$

2.  $4(x - 7) + 6 = 18$

7.  $7(x - 1) + 2x = 12 + 5(x + 1)$

3.  $5(x - 4) = 7(x - 6)$

8.  $6(x - 1) - 2x = 2(x + 1) + 4(2 - x)$

4.  $4(5x + 3) + x = 6(x + 2)$

9.  $5(6x + 2) + 7(4 - 12x) = 35 - (6 + 27x)$

5.  $8(x - 4) - 16 = 10(x - 7)$

10.  $8(2x - 5) - 2(x - 2) = 5(x + 7) - 4(x + 8)$

## Absolute value equations

An absolute value equation, with a variable expression inside the absolute value signs, isn't actually a linear equation, but it's closely related. The graphs of absolute value functions aren't lines; they're V-shaped. Absolute value equations will usually have two solutions. The expression between the absolute value signs may be equal to the expression on the other side of the equal sign, or it may be equal to the opposite of that expression.

$$\begin{array}{l}
 2x - 7 = 5 \\
 2x = 12 \\
 x = 6
 \end{array}
 \quad
 \begin{array}{l}
 |2x - 7| = 5 \\
 \text{or} \\
 2x - 7 = -5 \\
 2x = 2 \\
 x = 1
 \end{array}$$

Always isolate the absolute value before considering the two cases. All terms other than the absolute value should be moved to the other side before you say that the expression in the absolute value signs could equal the other side or its opposite. If there are two or more terms on that side, be sure to form the opposite correctly by distributing the negative.

$$\begin{aligned}
 4|3x-1|+3 &= 5x+13 \\
 4|3x-1| &= 5x+10 \\
 |3x-1| &= \frac{5x+10}{4} \\
 3x-1 &= \frac{5x+10}{4} & \text{or} & \quad 3x-1 = -\frac{5x+10}{4} \\
 12x-4 &= 5x+10 & & \quad 12x-4 = -5x-10 \\
 7x-4 &= 10 & & \quad 17x-4 = -10 \\
 7x &= 14 & & \quad 17x = -6 \\
 x &= 2 & & \quad x = \frac{-6}{17}
 \end{aligned}$$

EXERCISE

2·6

Each equation involves absolute value. Solve each equation by the method above.

1.  $|3x + 5| = 23$
2.  $|6x - 3| = 17$
3.  $|5x + 2| = 47$
4.  $|3 + 6x| = 33$
5.  $|7 + 8x| = 51$
6.  $|30 + 3x| = 18x$
7.  $|40 - 2x| = 6x$
8.  $|3x - 11| = 8 + x$
9.  $|8x - 2| = 2x + 22$
10.  $|9x + 2| - 3x = 17 + x$

## Mixture problems: coffee, coins, cars, and chemicals

Many of the problems you encounter in algebra fall into common types, and if you recognize the type and have a strategy for dealing with it, the problems are easier to solve. Often these problems are about mixing things. A merchant wants to mix different types of coffees or nuts. An amount of money is a mixture of different denominations of coins or bills. A laboratory is mixing chemicals in a solution, or a theater is offering different admission prices for adults and children. Even the famous “Two trains leave Chicago...” problems are mixing the distances traveled by the trains (or cars).

When you’re faced with a problem from this mixture family, you may find it easier to solve if you organize the information in a chart before you try to write and solve an equation. If a merchant is blending 10 lb of coffee, for example, you want a row for each of the individual coffees and the blend, and columns for pounds of coffee, price per pound, and total value. If you call the amount of one coffee  $x$  and the other  $10 - x$  and you enter the per-pound price of each, you can multiply across to get the total value. The total value of the individual coffees should add up to the total value for the mixture, so your equation comes from adding down the last column.



	Pounds of coffee	Price per pound	Total value
Colombian	$x$	\$4.95	$\$4.95x$
Arabica	$10 - x$	\$2.80	$\$2.8(10 - x)$
Blend	10	\$3.75	$\$37.50$

Mixing chemicals instead of coffee? The approach is the same, but the column headings change. Your equation still comes from adding down the last column.

	Grams of solution	Percent pure	Grams of chemical in this solution
30% solution	$x$	0.30	$0.3x$
Pure substance	$100 - x$	1.00	$100 - x$
65% solution	100	0.65	65

For coin problems, the column headings are number of coins and value of the coins, and the equation is formed the same way.

	Number of coins	Value of coins	Total value
Dimes	$x$	\$0.10	$\$0.1x$
Quarters	$12 - x$	\$0.25	$\$0.25(12 - x)$
Blend	12		$\$1.95$

$$0.1x + 0.25(12 - x) = 1.95$$

$$0.1x + 3 - 0.25x = 1.95$$

$$-0.15x + 3 = 1.95$$

$$-0.15x = -1.05$$

$$x = 7$$

You end up with 7 dimes and 5 quarters.

The cars, trains, and planes take a little more analysis, but the setup of the problem is very much the same. You want a row in the table for each vehicle, and your column headings come from a familiar formula: rate (of speed) times time equals distance. Suppose two trains do leave Chicago, traveling in opposite directions. One travels at 80 mph and the other at 75 mph. When will the trains be 1085 mi apart? Let  $x$  be the time it takes for this to happen.

	Rate	Time	Distance
Train 1	80	$x$	$80x$
Train 2	75	$x$	$5x$
			1085

Here's where the little bit of extra thinking comes in. What do you do with the distances? Since the trains are going in opposite directions, you add the distances. If they were traveling in the same direction at different speeds and you wanted to know how far ahead the faster one had gotten, you'd subtract the distances they'd traveled. Draw a picture to help you imagine what's happening in a particular problem.

Solve each problem by writing and solving an equation.

1. Jake had 12 coins in his pocket, totaling 95 cents. If the coins were all dimes and nickels, how many nickels did Jake have?
2. Two cars leave Omaha at the same time. One travels east at 55 mph and the other travels west at 65 mph. When are the cars 500 mi apart?
3. You decide to make 10 lb of a peanut-and-raisin mixture to sell at the class snack sale. You can buy peanuts for \$2.50 per pound and raisins for \$1.75 per pound. If you want to sell the mixture for \$2 per pound, how many pounds of peanuts and how many pounds of raisins should you use?
4. A vaccine is available in full strength (100%) and 50% solutions, but latest research shows that the safe and effective concentration for children is 65%. How much full-strength vaccine and how much 50% solution should be mixed to produce 100 mg of a 65% solution?
5. Jessie and her friends pack a tailgate picnic and, at exactly 1 p.m., set out for the football game, driving at 35 mph. Half an hour after they leave the house, Jessie's mom notices their picnic basket, fully packed, sitting on the driveway. She grabs the basket, jumps in her car, and drives at 40 mph, the legal limit. When will Mom catch up with Jessie?
6. Bert and Harriet collect quarters and pennies. When they wrapped coins to take to the bank, they had \$42.50. If they wrapped a total of 410 coins, how many were pennies?
7. Admission to the school fair is \$2.50 for students and \$3.75 for others. If 2848 admissions were collected for a total of \$10,078.75, how many students attended the fair?
8. How many ounces of chocolate that is 60% cocoa should be mixed with 4 oz of chocolate that is 80% cocoa to produce a mixture that is 75% cocoa?
9. At precisely noon, one plane leaves New York, heading for Orlando, and another leaves Orlando, heading for New York. The distance from New York to Orlando is 1300 mi. The plane from New York flies at 450 mph and the Orlando plane flies at 490 mph. When will the planes be 125 mi apart?
10. I leave my family's vacation cabin at 8 a.m. and start driving home at a nice, safe 45 mph. Two hours later, my husband, who always drives as fast as the law will allow, leaves the cabin and starts driving home at 65 mph. When can I expect him to pass me?

*This page intentionally left blank*

# Linear inequalities

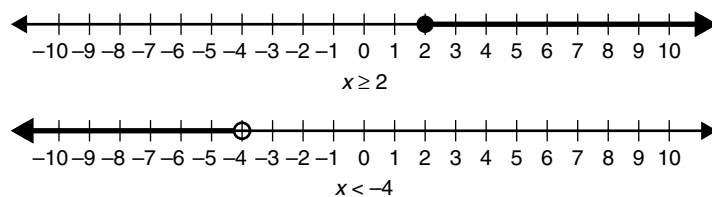
•3•

When you solve an equation, you find the value of the variable that makes the two sides of the equation identical. Inequalities ask you to find the values that make one side larger than the other. The solution will be a set of numbers, rather than the single value that solves a linear equation or the pair of values that solve an absolute value equation.

## Simple inequalities

Linear inequalities can be solved in much the same way as linear equations with one important exception. When you multiply or divide both sides of an inequality by a negative number, the direction of the inequality sign reverses. Remember that the positive and negative sides of the number line are mirror images of one another. When you multiply both sides by a negative, you go through the looking glass and the larger-smaller relationship flips.

The solution set of an inequality can be graphed on the number line by shading the appropriate portion of the line as shown in Figure 3.1. Use an open circle to mark the boundary of the solution set if the inequality sign is  $<$  or  $>$ , and a solid dot for inequalities containing  $\leq$  or  $\geq$ .



**Figure 3.1** Solutions of inequalities graphed on the number line.

Solve each inequality and graph the solution set on a number line.

1.  $3x - 5 \geq 22$

6.  $2y - 13 > 4(2 - y)$

2.  $2x - 5 > 13 - 4x$

7.  $5x + 10(x - 1) \geq 95$

3.  $3x + 2 \leq 8x + 22$

8.  $5x - 4 \leq 13x + 28$

4.  $12x + 3 < x + 36$

9.  $3x - 2 < 2x - 3$

5.  $t - 9 \geq 24 - 10t$

10.  $-x + 5 \geq -2 + x$

## Compound inequalities

A compound inequality can be written as two linear inequalities joined by the conjunction *and* or the conjunction *or*. Some *and* inequalities can be written in a condensed form; for example, the compound inequality  $7 > 5x + 2$  and  $5x + 2 > -13$  can be written as  $7 > 5x + 2 > -13$ . To solve compound inequalities, rewrite them as two inequalities, solve each inequality separately, and join the two solutions with the same conjunction.

$$22 > 7 - 5x \geq -3$$

$$22 > 7 - 5x \quad \text{and} \quad 7 - 5x \geq -3$$

$$15 > -5x \quad \text{and} \quad -5x \geq -10$$

$$-3 < x \quad \text{and} \quad x \leq 2$$

$$-3 < x \leq 2$$

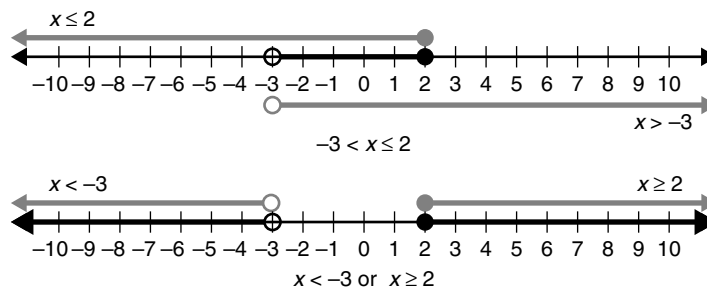


Figure 3.2 Graphing the solution set of a compound inequality.

To graph the solution set of a compound inequality, graph the solution sets of the two component inequalities, shading lightly. If the inequalities are connected with the conjunction *and*, the solution set is the intersection or overlap of the two graphs. For compound inequalities that are connected by *or*, you want to keep both areas of shading. If the two shaded areas for an *or* inequality overlap, you may find that you have only one shaded area (see Figure 3.2).

## EXERCISE

## 3·2

Solve each inequality and graph the solution set on a number line.

1.  $x - 10 > 30$  or  $x - 4 < -10$
2.  $6 < y - 9 < 15$
3.  $-3 \leq 4x + 5 < 2$
4.  $6x - 4 \geq 26$  or  $3x + 8 < 14$
5.  $-43 < 11x + 1 \leq 12$
6.  $8 + 3x > 4 - 3x$  or  $9x + 12 < -87 - 2x$
7.  $-10 \leq 15y + 5 \leq 6$
8.  $-13 < 47 - 3x < -2$
9.  $3x + 4 < 6x + 7$  or  $5x - 2 > 3x + 18$
10.  $-4y + 31 < y + 16 \leq 3y + 2$

## Absolute value inequalities

In an absolute value equation, you look for two solutions. You consider the possibility that the expression within the absolute value signs is equal to the number on the other side of the equation and the possibility that the expression is equal to the opposite of that number. In an absolute value inequality, you also have two cases to consider. If you know, for example, that  $|x + 1| > 3$ , you have to consider that  $x + 1$  might be a number greater than 3 and also that it might be a number less than  $-3$ . If your inequality says  $|x - 2| < 7$ ,  $x - 2$  might be a positive number less than 7, or a negative number greater than  $-7$ , or 0. The inequality  $|x - 2| < 7$  is equivalent to  $-7 < x - 2 < 7$ .

To solve an inequality that involves an absolute value, first isolate the absolute value and then rewrite the inequality as a compound inequality. If the absolute value is greater than the expression on the other side, it will become an *or* inequality. Absolute values less than an expression translate to an *and* inequality.

$$|3x + 2| > 5 \quad \text{becomes} \quad -5 > 3x + 2 \text{ or } 3x + 2 > 5$$

$$|3 - 7x| \leq 10 \quad \text{becomes} \quad -10 \leq 3 - 7x \leq 10$$

## EXERCISE

## 3·3

Solve each inequality and graph the solution set on a number line.

1.  $|2x - 7| < 9$
2.  $|3x + 5| \geq 17$
3.  $|3x + 5| + 4 > 36$
4.  $|4 - 5x| - 3 \leq 2$
5.  $2|7x - 12| - 5 > 13$
6.  $-4|9 - x| + 7 < -17$
7.  $2 - |11x + 5| \leq -36$
8.  $4|17 - 2x| - 9 \geq 19$
9.  $|6x - 11| < -x + 3$
10.  $|13 - 5x| \geq 2x - 1$

*This page intentionally left blank*

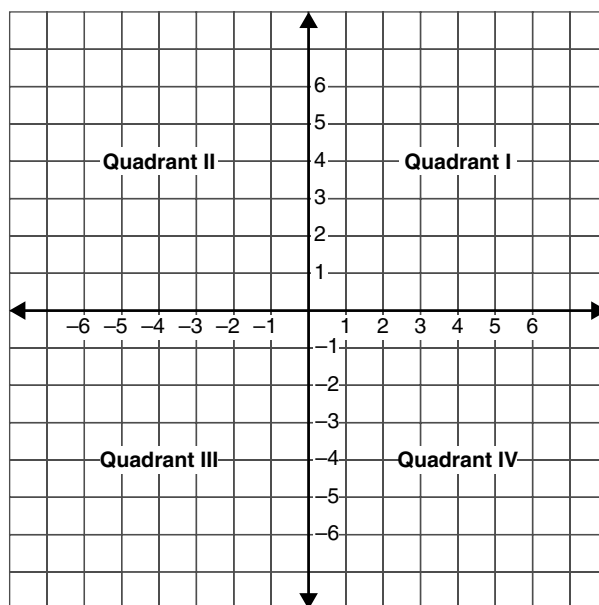
# Coordinate graphing



The graph of an equation in two variables gives a picture of all the pairs of numbers that balance the equation. Studying the graph will help you understand the relationship between the variables and can sometimes help you find the solution of an equation.

## The coordinate plane

The cartesian coordinate system, named for René Descartes, is a rectangular coordinate system that locates every point in the plane by an ordered pair of numbers  $(x, y)$ . The  $x$ -coordinate indicates horizontal movement, and the  $y$ -coordinate vertical movement. Movement begins from a point  $(0, 0)$ , called the origin, where two number lines, one horizontal and one vertical, intersect. The horizontal number line is the  $x$ -axis and the vertical is the  $y$ -axis. Positive  $x$ -coordinates are to the right of the origin, and negative  $x$ -coordinates to the left. A  $y$ -coordinate that is positive is above the  $x$ -axis, and a negative  $y$ -coordinate is below (see Figure 4.1).



**Figure 4.1** The coordinate plane divided into four quadrants.



The  $x$ - and  $y$ -axes divide the plane into four quadrants. The first quadrant is the section in which both the  $x$ - and  $y$ -coordinates are positive, and the numbering of the quadrants goes counterclockwise.

EXERCISE

4•1

Plot each point on the coordinate plane.

1.  $A(-4, 2)$
2.  $B(8, -3)$
3.  $C(0, 5)$
4.  $D(-2, -6)$
5.  $E(-5, 0)$

Tell which quadrant contains the point.

6.  $(-4, 5)$
7.  $(3, 2)$
8.  $(4, -1)$
9.  $(-2, -2)$
10.  $(3, -4)$

## Distance

The distance between two points can be calculated by means of the distance formula  $d = \sqrt{(x_2 - x_1)^2 + (y_2 - y_1)^2}$ . The formula is an application of the pythagorean theorem, in which the difference of the  $x$ -coordinates gives the length of one leg of a right triangle, and the difference of the  $y$ -coordinates the length of the other. The distance between  $(x_1, y_1)$  and  $(x_2, y_2)$  is the hypotenuse of the right triangle. If the two points fall on a vertical line or on a horizontal line, the distance will simply be the difference in the coordinates that don't match.

The distance between the points  $(4, -1)$  and  $(0, 2)$  is

$$d = \sqrt{(4-0)^2 + (-1-2)^2} = \sqrt{16+9} = 5$$

EXERCISE

4•2

Find the distance between the given points.

1.  $(4, 5)$  and  $(7, -4)$
2.  $(6, 2)$  and  $(7, 6)$
3.  $(-7, -1)$  and  $(-5, -6)$
4.  $(5, 3)$  and  $(8, -2)$
5.  $(-4, 2)$  and  $(3, 2)$

Given the distance between the two points, find the possible values for the missing coordinate.

6.  $(a, -2)$  and  $(7, 2)$  are 5 units apart.
7.  $(-1, 3)$  and  $(4, d)$  are 13 units apart.
8.  $(8, -6)$  and  $(c, -6)$  are 7 units apart.
9.  $(2, b)$  and  $(2, -1)$  are 9 units apart.
10.  $(a, a)$  and  $(0, 0)$  are  $4\sqrt{2}$  units apart.

## Midpoints

The midpoint of the segment that connects  $(x_1, y_1)$  and  $(x_2, y_2)$  can be found by averaging the  $x$ -coordinates and averaging the  $y$ -coordinates.

$$M = \left( \frac{x_1 + x_2}{2}, \frac{y_1 + y_2}{2} \right)$$

The midpoint of the segment connecting  $(4, -1)$  and  $(0, 2)$  is

$$M = \left( \frac{4+0}{2}, \frac{-1+2}{2} \right) = \left( 2, \frac{1}{2} \right)$$

### EXERCISE

#### 4·3

Find the midpoint of the segment with the given end points.

1.  $(2, 3)$  and  $(5, 8)$
2.  $(-3, 1)$  and  $(-1, 8)$
3.  $(-5, -3)$  and  $(-1, -1)$
4.  $(8, 0)$  and  $(0, 8)$
5.  $(0, -2)$  and  $(4, -4)$

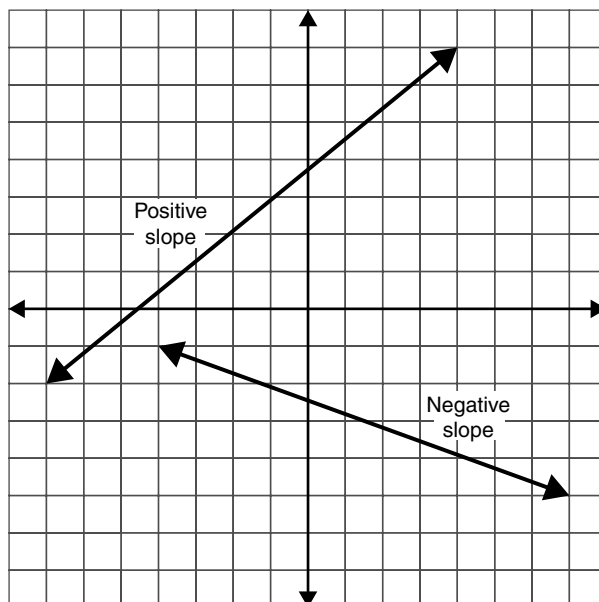
Given the midpoint  $M$  of the segment connecting  $A$  and  $B$ , find the missing coordinate.

6.  $A(x, 6)$ ,  $B(6, 8)$ ,  $M(4, 7)$
7.  $A(-1, 3)$ ,  $B(x, 9)$ ,  $M(3, 6)$
8.  $A(-5, y)$ ,  $B(7, -3)$ ,  $M(1, 3)$
9.  $A(4, -9)$ ,  $B(-2, y)$ ,  $M(1, -7)$
10.  $A(0, 4)$ ,  $B(x, 0)$ ,  $M(8, 2)$

## Slope and rate of change

The slope of a line is a measurement of the rate at which it rises or falls. A rising line has a positive slope whereas a falling line has a negative slope as shown in Figure 4.2. The larger the absolute value of the slope, the steeper the line. A horizontal line has a slope of 0, and a vertical line has an undefined slope.

$$m = \frac{\text{rise}}{\text{run}} = \frac{y_2 - y_1}{x_2 - x_1}$$



**Figure 4.2** Lines with positive and negative slopes.

The slope of the line through the points  $(4, -1)$  and  $(0, 2)$  is

$$m = \frac{2 - (-1)}{0 - 4} = -\frac{3}{4}$$

EXERCISE

**4.4**

Find the slope of the line that passes through the two points given.

- |                            |                          |
|----------------------------|--------------------------|
| 1. $(-5, 5)$ and $(5, -1)$ | 4. $(4, 6)$ and $(8, 7)$ |
| 2. $(6, -4)$ and $(9, -6)$ | 5. $(7, 2)$ and $(7, 5)$ |
| 3. $(3, 4)$ and $(8, 4)$   |                          |

If a line has the given slope and passes through the given points, find the missing coordinate.

- |   |  |
|---|--|
| 6. $m = -4$ , $(4, y)$ and $(3, 2)$           | 9. $m = -\frac{3}{5}$ , $(x, 1)$ and $(2, -5)$ |
| 7. $m = 2$ , $(2, 9)$ and $(x, 13)$           | 10. $m = 0$ , $(-4, y)$ and $(-6, 3)$          |
| 8. $m = \frac{1}{2}$ , $(-4, 1)$ and $(3, y)$ |  |

## Graphing linear equations

A linear equation in two variables has infinitely many solutions, each of which is an ordered pair  $(x, y)$ . The graph of the linear equation is a picture of all the possible solutions.

## Table of values

The most straightforward way to graph an equation is to choose several values for  $x$ , substitute each value into the equation, and calculate the corresponding values for  $y$ . This information can be organized into a table of values. Geometry tells us that two points determine a line, but when building a table of values, it is wise to include several more so that any errors in arithmetic will stand out as deviations from the pattern.

When you build a table of values, make a habit of choosing both positive and negative values for  $x$ . Of course, you can choose  $x = 0$ , too. Usually, you'll want to keep the  $x$ -values near 0 so that the numbers you're working with don't get too large. If they do, you'll need to extend your axes, or relabel your scales by 2s or 5s or whatever multiple is convenient. If the coefficient of  $x$  is a fraction, choose  $x$ -values that are divisible by the denominator of the fraction. This will minimize the number of fractional coordinates, which are hard to estimate.

### EXERCISE

#### 4.5

Construct a table of values and graph each equation.

1.  $y = 3x + 2$

6.  $6x + 2y = 12$

2.  $2y = 4x - 8$

7.  $3x - 4y = 12$

3.  $3y = 4x + 12$

8.  $y = \frac{1}{2}x + 5$

4.  $x + y = 10$

9.  $y = -\frac{2}{3}x - 2$

5.  $y - 2x = 7$

10.  $4x - 3y = 3$

## Slope and y-intercept

To draw the graph of a linear equation quickly, put the equation in slope-intercept, or  $y = mx + b$ , form. The value of  $b$  is the  $y$ -intercept of the line, and the value of  $m$  is the slope of the line. Begin by plotting the  $y$ -intercept; then count the rise and run and plot another point. Repeat a few times and connect the points to form a line.

## Intercept-intercept

If the linear equation is in standard, or  $ax + by = c$ , form, it is very easy to find the  $x$ - and  $y$ -intercepts of the line. The  $x$ -intercept is the point at which  $y$  equals 0, and the  $y$ -intercept is the point at which  $x$  equals 0. Substituting 0 for  $y$  reduces the equation to  $ax = c$ , and dividing by  $a$  gives the  $x$ -intercept. In the same way, substituting 0 for  $x$  gives  $by = c$ , and the  $y$ -intercept can be found by dividing by  $b$ . Plotting the  $x$ - and  $y$ -intercepts and connecting them will produce a quick graph.

## EXERCISE

## 4·6

Use quick graphing techniques to draw the graph of each of the following equations.

1.  $y = -\frac{3}{4}x + 1$

2.  $2x - 3y = 9$

3.  $y = -4x + 6$

4.  $6x + 2y = 18$

5.  $x - 2y = 8$

6.  $y = -3x - 4$

7.  $y - 6 = 3x + 1$

8.  $3x + 5y = 15$

9.  $2y = 5x - 6$

10.  $3x - 2y - 6 = 0$

## Vertical and horizontal lines

Horizontal lines fit the  $y = mx + b$  pattern, but since they have a slope of 0, they become  $y = b$ . Whatever value you may choose for  $x$ , the  $y$ -coordinate will be  $b$ .

Vertical lines have undefined slopes, so they cannot fit the  $y = mx + b$  pattern, but since every point on a vertical line has the same  $x$ -coordinate, they can be represented by an equation of the form  $x = c$ , where  $c$  is a constant. The value of  $c$  is the  $x$ -intercept of the line.

## EXERCISE

## 4·7

Identify each line as horizontal, vertical, or oblique.

1.  $x = -3$

2.  $y = 4$

3.  $2x + 8 = 0$

4.  $y - 4x = 0$

5.  $y + 1 = 4$

Graph each equation.

6.  $y = -3$

7.  $x = 2$

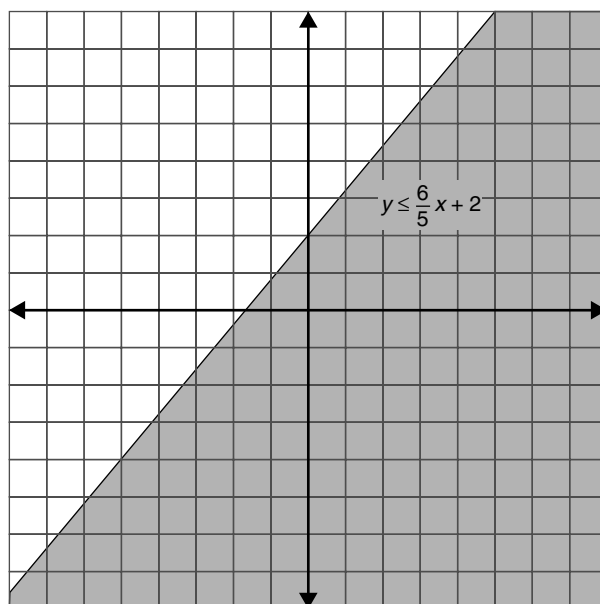
8.  $y = 5$

9.  $x = -1$

10.  $5y - 18 = 2$

## Graphing linear inequalities

Linear inequalities can also be graphed on the coordinate plane. Begin by graphing the line that would result if the inequality sign were replaced with an equal sign. If the inequality is  $\geq$  or  $\leq$ , use a solid line. For  $>$  or  $<$ , use a dotted line. Test a point on one side of the line in the inequality; the origin is often a convenient choice. If the result is true, shade that side of the line; if not, shade the other side (see Figure 4.3).



**Figure 4.3** Graph of a linear inequality in two variables.

EXERCISE

**4·8**

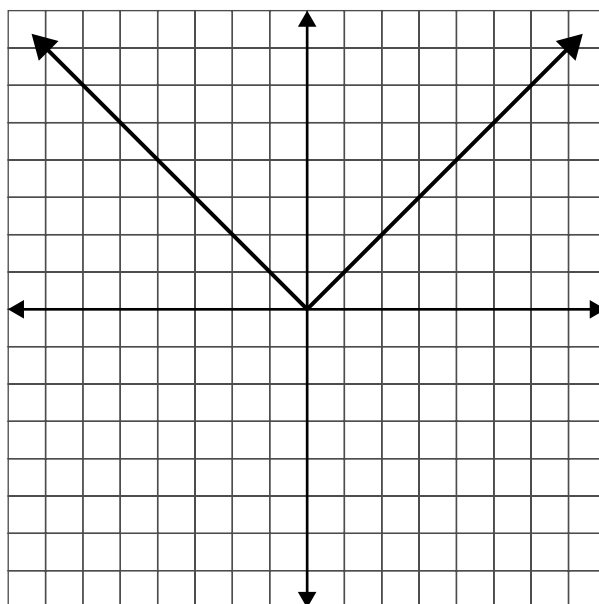
Graph each inequality and indicate the solution set by shading.

- |                              |                        |
|------------------------------|------------------------|
| 1. $y \leq 2x - 5$           | 6. $3x - y > 0$        |
| 2. $y > 5x - 4$              | 7. $8y - 3x < -4$      |
| 3. $y < x$                   | 8. $x - y \geq -5$     |
| 4. $y \geq \frac{1}{2}x + 1$ | 9. $2x - y \leq -2$    |
| 5. $y \leq -2x + 5$          | 10. $2x - 3y \geq -15$ |

## Graphing absolute value equations

Many equations involving absolute value have graphs that are composed of two linear segments that have opposite slopes. The graph of  $y = |x|$ , for example, is made up of the graph of  $y = -x$  when  $x < 0$  and the graph of  $y = x$  when  $x \geq 0$ . The result is a V-shaped graph as shown in Figure 4.4.

When you start to build a table of values to graph an absolute value equation, first find the value of  $x$  that will make the expression in the absolute value signs equal 0. That will be the point of the V. Choose a few values below it and a few above it to fill out your table.



**Figure 4.4** Graph of the absolute value equation.

EXERCISE

**4.9**

Construct a table of values and graph the equation.

1.  $y = |x - 4|$

2.  $y = |x| - 3$

3.  $y = 2|x| + 1$

4.  $y = 2|x + 1|$

5.  $y = -3|x|$

6.  $y = \frac{1}{2}|x + 5|$

7.  $y = -\frac{1}{3}|x - 5|$

8.  $y = |x - 2| + 1$

9.  $y = |x + 5| - 6$

10.  $y = -2|x + 3| - 4$

## Writing linear equations

It is sometimes necessary to determine the equation that describes a graph either by looking at the graph itself or by using information about the graph.

### Slope and y-intercept

If the slope and y-intercept of the line are known or can be read from the graph, the equation can be determined easily by using the  $y = mx + b$  form. Replace  $m$  with the slope and  $b$  with the y-intercept.

### Point and slope

If the slope is known and a point on the line other than the y-intercept is known, the equation can be found by using point-slope form:  $y - y_1 = m(x - x_1)$ . Replace  $m$  with the slope, and replace  $x_1$  and  $y_1$  with the coordinates of the known point. Distribute and simplify to put the equation in  $y = mx + b$  form.

## Two points

If two points on the line are known, the slope can be calculated using the slope formula. Once the slope is found, you can use the point-slope form and fill in the slope and either one of the two points.

EXERCISE

4·10

Write the equation of the line described.

1. Slope = 3 and y-intercept (0, 8)
2. Slope = -5 and y-intercept (0, 2)
3. Slope =  $\frac{2}{3}$  and y-intercept (0, 6)
4. Slope = 4 and passing through the point (3, 7)
5. Slope =  $\frac{1}{2}$  and passing through the point (4, 3)
6. Slope =  $-\frac{3}{2}$  and passing through the point (-4, -1)
7. Passing through the points (0, 3) and (2, 7)
8. Passing through the points (3, 4) and (9, 8)
9. Passing through the points (0, -3) and (3, 1)
10. Passing through the points (2, 3) and (8, -6)

## Parallel and perpendicular lines

Parallel lines have the same slope. Perpendicular lines have slopes that multiply to  $-1$ , that is, slopes that are negative reciprocals. To find the equation of a line parallel to or perpendicular to a given line, first determine the slope of the given line. Be sure the equation is in slope-intercept form before trying to determine the slope. Use the same slope for a parallel line or the negative reciprocal for a perpendicular line, along with the given point, in point-slope form.

To find a line parallel to  $y = 3x - 7$  that passes through the point (4, -1), use the slope of 3 from  $y = 3x - 7$  and the point (4, -1) in point-slope form and simplify.

$$y - (-1) = 3(x - 4)$$

$$y + 1 = 3x - 12$$

$$y = 3x - 13$$

To find a line perpendicular to  $y = 3x - 7$  that passes through the point (4, -1), use a slope of  $-\frac{1}{3}$ .

$$y - (-1) = -\frac{1}{3}(x - 4)$$

$$y + 1 = -\frac{1}{3}x + \frac{4}{3}$$

$$y = -\frac{1}{3}x + \frac{1}{3}$$



Determine whether the lines are parallel, perpendicular, or neither.

1.  $y = \frac{1}{3}x - 2$  and  $3x + y = 7$

2.  $x - 5y = 3$  and  $2x - 10y = 9$

3.  $2y - 8x = 9$  and  $4y = 3 - 18x$

4.  $4y = 6x - 7$  and  $y = \frac{3}{2}x + 5$

5.  $y = \frac{4}{5}x + 8$  and  $5x + 4y = 8$

Find the equation of the line described.

6. Parallel to  $y = 5x - 3$  and passing through the point  $(3, -1)$

7. Perpendicular to  $6y - 8x = 15$  and passing through the point  $(-4, 5)$

8. Parallel to  $4x + 3y = 21$  and passing through the point  $(1, 1)$

9. Perpendicular to  $y = 4x - 3$  and passing through the point  $(4, 13)$

10. Parallel to  $2y = 4x + 16$  and passing through the point  $(8, 0)$

# Systems of linear equations and inequalities

5

A single equation that contains two or more variables has infinitely many ordered pairs in its solution set. A system of equations is a group of equations, each of which involves two or more variables. For systems with two variables and two equations, the solution is an ordered pair of values that make both of the equations in the system true.

## Graphing systems of equations

A system of two linear equations in two variables can be solved by graphing each of the equations and locating the point of intersection. The coordinates of the point of intersection are the values of  $x$  and  $y$  that solve the system. If the lines are parallel, the system has no solution.

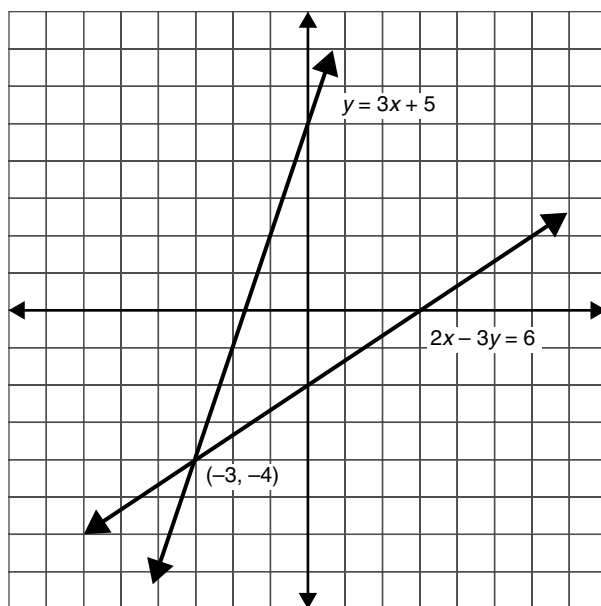


Figure 5.1 Solving a system of equations by graphing.

In Figure 5.1, by graphing  $2x - 3y = 6$  and  $y = 3x + 5$  on the same set of axes, you can see that they cross at the point  $(-3, -4)$ . That means that  $x = -3$  and  $y = -4$  will solve both equations. Each equation has an infinite number of solutions, but this one is the only one they have in common.

Graph each system of equations and locate the solution, if one exists.

1.  $x + y = 6$   
 $y = 2x$

2.  $x - y = -6$   
 $2x + y = 0$

3.  $x + y = 8$   
 $y = 2x - 4$

4.  $x + y = -6$   
 $x - 2y = 3$

5.  $3x + 4y = 12$   
 $x + y = 2$

6.  $2x + y = 3$   
 $2x + y = 5$

7.  $x + y = 6$   
 $x - y = 8$

8.  $x + y = 7$   
 $x - y = 7$

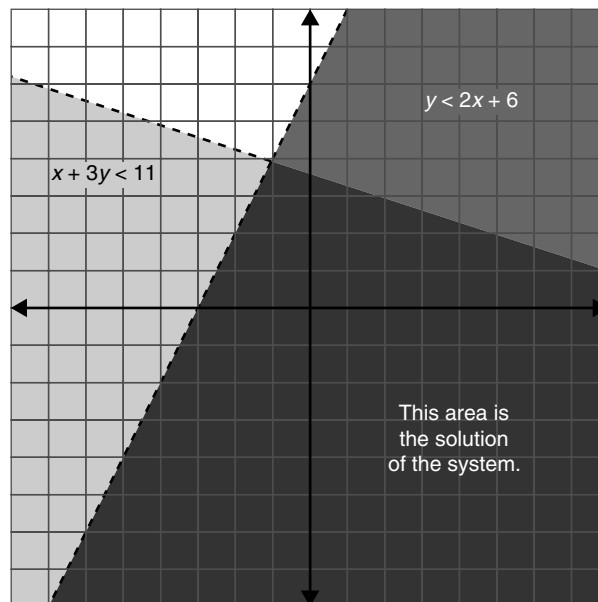
9.  $2x + 3y = 6$   
 $x - y = -7$

10.  $x + 8y = 12$   
 $x - 2y = 2$

## Graphing systems of inequalities

When you solve a system of equations by graphing, each equation has a graph that is a line, and the solution of the system is the point where the lines intersect. The solution of a system of inequalities is also the intersection of the solution sets of the individual inequalities, but the solution set of an inequality is not just a line, but a region, sometimes called a half-plane. The solution of the system of inequalities is the area where the two half-planes overlap.

To solve the system of inequalities  $\begin{cases} x + 3y < 11 \\ y < 2x + 6 \end{cases}$ , graph each of the inequalities, shading lightly, then locate the overlap and shade these shared values more prominently (see Figure 5.2).



**Figure 5.2** Solving a system of inequalities by graphing.

Graph each system of inequalities and indicate the solution set by shading.

1.  $y \geq 2x - 3$

$y > 3 - x$

2.  $y < x + 5$

$y \geq x + 3$

3.  $y \geq 2x - 3$

$y \geq 3 - 2x$

4.  $y > x$

$y > -x$

$y < 4$

5.  $y \leq x + 3$

$y \leq 3 - x$

$y \geq 0$

6.  $3x - y > 0$

$3x - 2y > 4$

7.  $x - y > -5$

$2x - y < -2$

8.  $y \geq 2x + 2$

$y < -x + 4$

$x > -2$

9.  $y > 2x + 1$

$y \leq 2x - 3$

10.  $y \geq -2x - 3$

$y \leq x + 2$

$y \geq 7x - 3$

## Solving systems of equations by substitution

When one equation in a system expresses one variable as a function of the other, like  $y = 3x - 1$  or  $x = 4 + y$ , it can be substituted into the other equation. That substitution produces an equation with only one variable, an equation that can be easily solved. To solve the system  $\begin{cases} y = 3x - 1 \\ 2x + 5y = 12 \end{cases}$ , replace the  $y$  in the bottom equation with  $3x - 1$ .

$$2x + 5y = 12$$

$$2x + 5(3x - 1) = 12$$

$$2x + 15x - 5 = 12$$

$$17x - 5 = 12$$

$$17x = 17$$

$$x = 1$$

Once you know the value of one variable, substitute that into one of the original equations to find the value of the other variable.

$$y = 3x - 1$$

$$y = 3(1) - 1$$

$$y = 2$$

Substitution is most convenient when one of the equations is given to you in  $x =$  or  $y =$  form, but you can use it anytime you can conveniently put one of the equations into that form. If trying to solve for  $x$  or for  $y$  in terms of the other variable is too difficult or gives you a messy substitution, combinations may be a better method.

EXERCISE

5.3

Solve each system of equations by substitution.

1.  $y = x$   
 $x + y = 10$

2.  $x + y = 12$   
 $y = 2x$

3.  $x - y = -6$   
 $y = 3x$

4.  $x + y = 57$   
 $x = y + 3$

5.  $x + 2y = 65$   
 $y = x + 4$

6.  $x - y = 46$   
 $x = 7y - 2$

7.  $3x - 4y = 5$   
 $y = 2x - 5$

8.  $5x + 7y = 73$   
 $x - 2y = 1$

9.  $5x - 3y = 49$   
 $x - 4y = 3$

10.  $y = 2x + 7$   
 $y = 3x + 8$

## Solving systems of equations by combination

If both equations are in standard form (or can easily be transformed to standard form), then the method of linear combinations, or elimination, allows you to add or subtract the equations in a way that will make one variable drop out. Make sure that both equations are in standard form and that like terms are aligned under one another before you begin.

### Addition

If the coefficients of one variable are opposites, add the equations to eliminate that variable.

$$2x - 3y = -10$$

$$\underline{5x + 3y = -4}$$

$$7x + 0y = -14$$

$$x = -2$$

Solve for the remaining variable and substitute back into either equation to find the value of the second variable.

$$2(-2) - 3y = -10$$

$$-4 - 3y = -10$$

$$-3y = -6$$

$$y = 2$$

## Subtraction

If the coefficients of one variable are identical, you can subtract the equations to eliminate that variable, or you can multiply one of the equations by  $-1$  and then add.

$$\begin{array}{r} 4x + 2y = 12 \\ 3x + 2y = 7 \\ \hline x + 0y = 5 \\ x = 5 \end{array}$$

Solve for the remaining variable and substitute back into either equation to find the value of the second variable.

$$\begin{array}{r} 4(5) + 2y = 12 \\ 20 + 2y = 12 \\ 2y = -8 \\ y = -4 \end{array}$$

### EXERCISE

## 5.4

Solve each system of equations.

- $x + y = 8$   
 $x - y = 4$
- $x + y = 17$   
 $x - y = 3$
- $2x + y = 9$   
 $x - y = 3$
- $3x + 2y = 23$   
 $x - 2y = 5$
- $5x + 12y = 16$   
 $2x - 12y = -2$
- $8x + y = 19$   
 $2x + y = 7$
- $7x + 5y = 21$   
 $7x + 9y = 21$
- $x + 9y = 93$   
 $x + 4y = 43$
- $x + y = 1$   
 $2x + y = 9$
- $x + 2y = 6$   
 $3x - 2y = 6$

## Combinations with multiplication

If the coefficients of the variable are neither identical nor opposite, you can still use combinations, but you need to do a little work first. Multiply one or both equations by constants to create equivalent equations with matching or opposite coefficients.

If you need to solve the system  $\begin{cases} 2x + 3y = 17 \\ 5x - 2y = 14 \end{cases}$ , you can multiply the top equation by 2 and the bottom equation by 3. That will turn the system into  $\begin{cases} 4x + 6y = 34 \\ 15x - 6y = 42 \end{cases}$ . This system has the same solution as the original, but in this version, you can eliminate  $y$  by adding the equations. Once the coefficients are identical or opposite, eliminate a variable by adding or subtracting, and then substitute back into one of the original equations.

Be careful to multiply through the entire equation by the constant. Multiplying the variable terms but not the constant is a common error. Checking your solution in both of the original equations will help you catch your errors.

EXERCISE

5.5

Solve each system of equations.

1.  $3a + 2b = 15$

$2a + b = 8$

2.  $3x + 2y = 23$

$x - y = -9$

3.  $8x + 2y = 16$

$2x - y = 7$

4.  $5x - 2y = 29$

$3x + 4y = 33$

5.  $4x - 3y = 14$

$3x + 2y = 19$

6.  $2x + 3y = 4$

$3x - 8y = -9$

7.  $3x - 7y = 30$

$5x + y = 12$

8.  $7x - 3y = 1$

$2x - y = 1$

9.  $2x + 4y = 5$

$4x + 5y = 6$

10.  $2x + 3y = 21$

$4x + y = 9$

## Dependent and inconsistent systems

Not every system of equations has a unique solution. Since parallel lines never intersect, if the two equations produce parallel lines when graphed, the system has no solution. This occurs when the equations have the same slope but different  $y$ -intercepts. A system that has no solution is inconsistent. A system that has a unique solution is consistent.

If a system is made up of two equations that produce the same graph, every point on the line is a point of intersection, and so the system has infinitely many solutions. Such a system is dependent. You can recognize a dependent system because one equation will be a constant multiple of the other.

## EXERCISE

## 5.6

Label each system as consistent, inconsistent, or dependent.

1.  $x + y = 3$   
 $7x + 7y = 21$

2.  $x + 2y = 7$   
 $x + 2y = 9$

3.  $x + y = 11$   
 $x - y = -1$

4.  $2x + y = 13$   
 $8x + 4y = 51$

5.  $2x - 5y = 3$   
 $10x = 15 + 25y$

6.  $7x + 3y = 24$   
 $9x - 3y = 24$

7.  $11x - 7y = 13$   
 $14y = 46 - 22x$

8.  $y = 2x - 3$   
 $y = 2x + 4$

9.  $y = 8 - 3x$   
 $y = 8 - 5x$

10.  $5x - 3y = 20$   
 $x - 4 = \frac{3}{5}y$



*This page intentionally left blank*

# Powers and polynomials

•6•

An exponent is a symbol used to show repeated multiplication. The product  $5 \times 5 \times 5$  is written  $5^3$  to show that 5 is used as a factor 3 times. The expression  $x^4$  means  $x \cdot x \cdot x \cdot x$ , or the product obtained by using  $x$  as a factor 4 times. The number (or variable) that is multiplied is called the base, the little number that tells how many times to use it is the exponent, and together, as in  $5^3$  or  $x^4$ , they form a power.

## Rules for exponents

To multiply powers of the same base, keep the base and add the exponents. If you write out in long form what the powers mean, you can see that the result of multiplying powers of the same base is another power of that base, and the new exponent can be found by adding the exponents in the problem.

$$a^2 \cdot a^3 = (a \cdot a)(a \cdot a \cdot a) = a \cdot a \cdot a \cdot a \cdot a = a^5 = a^{2+3}$$

If the powers have different bases, there's really not much you can do.  $4^2 \cdot 3^3$  is the product of two 4s and three 3s. It's not five of anything. You could evaluate  $4^2$  and evaluate  $3^3$  and multiply the results, but that won't work when the bases are variables.

To divide powers of the same base, keep the base and subtract the exponents. Again, if you write out the long form of the problem and cancel, you'll see that the result is a power of the same base, with an exponent that's the difference between the two exponents.

$$\frac{t^7}{t^3} = \frac{t \cdot t \cdot t \cdot t \cdot \cancel{t} \cdot \cancel{t} \cdot \cancel{t}}{\cancel{t} \cdot \cancel{t} \cdot \cancel{t}} = t^4 = t^{7-3}$$

To raise a power to a power, keep the base and multiply the exponents. If you say you want to square a power, for example, you're saying you want to multiply it by itself, to use it as a factor twice. That turns it into a multiplication problem, and you could follow the rule for multiplication. This rule is just a shortcut.

$$(b^3)^2 = (b^3)(b^3) = b^{3+3} = b^6 = b^{2 \times 3}$$

## Special exponents

If you follow the rule for dividing powers to evaluate  $\frac{x^5}{x^5}$ , you'll conclude that  $\frac{x^5}{x^5} = x^0$ . You know from arithmetic, however, that any number divided by itself equals 1, so  $\frac{x^5}{x^5} = 1$ . Put those two ideas together and you get a simple rule: any non-0 number to the 0 power is 1. If  $a \neq 0$ ,  $a^0 = 1$ . Notice that the rule applies only to non-0 numbers. If you tried to do  $0^0$ , you'd be torn between "any number to the 0 power is 1" and "0 to any power is 0." The definition of the 0 power comes from dividing, and because division by 0 is undefined,  $0^0$  is indeterminate.

Applying the division rule to a problem that has a larger power in the denominator than in the numerator leads to another definition. According to the rules for exponents,  $\frac{x^5}{x^6} = x^{-1}$  and  $\frac{y^3}{y^7} = y^{-4}$ .

To understand what these negative exponents mean, write out the problems in their long form.

$$\frac{x^5}{x^6} = \frac{\cancel{x} \cdot \cancel{x} \cdot \cancel{x} \cdot \cancel{x} \cdot \cancel{x}}{\cancel{x} \cdot \cancel{x} \cdot \cancel{x} \cdot \cancel{x} \cdot \cancel{x} \cdot x} = \frac{1}{x} = x^{-1}$$
$$\frac{y^3}{y^7} = \frac{\cancel{y} \cdot \cancel{y} \cdot \cancel{y}}{\cancel{y} \cdot \cancel{y} \cdot \cancel{y} \cdot y \cdot y \cdot y \cdot y} = \frac{1}{y^4} = y^{-4}$$

### EXERCISE

## 6.1

Simplify each expression.

1.  $x^4 \cdot x^7$

2.  $y^5 \cdot y$

3.  $6x^3 \cdot x^3$

4.  $3x^5 \cdot 7x^5$

5.  $\frac{x^8}{x^2}$

6.  $\frac{t^3}{t^4}$

7.  $\frac{y^8}{y}$

8.  $\frac{x^4}{x^9}$

9.  $\frac{x^4 \cdot x^7}{x^9}$

10.  $(y^7)^3$

11.  $\frac{x^4 \cdot x^{-2}}{x^2}$

12.  $(x^2)^5$

13.  $\frac{x^3 \cdot x^8}{(x^3)^3}$

14.  $\frac{t^2(t^5)^3}{(t^9)^2}$

15.  $\frac{x^6 \cdot x^9}{x^5} \cdot \left(\frac{x^3}{x^2}\right)^{-4}$

## More rules

Combining the basic rules for exponents with the associative and distributive properties produces advanced rules for the power of a product and the power of a quotient.

## Power of a product

When a product of two or more factors is raised to a power, the associative and commutative properties allow us to find a shortcut. Write out the power, rearrange, and regroup, and you'll see that each factor in the product is raised to the power.

$$\begin{aligned}(4x^2y^5)^3 &= (4x^2y^5)(4x^2y^5)(4x^2y^5) \\ &= 4 \cdot 4 \cdot 4 \cdot x^2 \cdot x^2 \cdot x^2 \cdot y^5 \cdot y^5 \cdot y^5 \\ &= 4^3(x^2)^3(y^5)^3\end{aligned}$$

When a product is raised to a power, each factor is raised to that power.

## Power of a quotient

When a quotient is raised to a power, both the numerator and the denominator are raised to that power.

$$\left(\frac{y}{x^5}\right)^2 = \frac{y}{x^5} \cdot \frac{y}{x^5} = \frac{y^2}{(x^5)^2}$$

You can combine the power of a product rule and the power of a quotient rule to handle more complicated expressions, but don't misapply them. These rules don't apply to sums or differences.

EXERCISE

6·2

Simplify each expression.

1.  $(2x^5)^2$

6.  $\left(\frac{x^5}{3}\right)^2$

2.  $(-2x^3)^3$

7.  $\left(\frac{2x^3}{5x}\right)^2$

3.  $(5a^2)(2a^3)^2$

8.  $\left(\frac{4t^3}{3t^5}\right)^4$

4.  $(-x^2)(3xy^5)^3$

9.  $\left(\frac{-4x^3y^5}{3x^2y}\right)^3$

5.  $(3b)^2(2b^3)^3$

10.  $\left(\frac{3x^2}{2y}\right)^4$

## Monomials and polynomials

A monomial is a single term. Monomials involve only multiplication of real numbers, variables, and positive integer powers of variables. The expressions  $-3$ ,  $x^2$ , and  $\frac{2}{5}t^7$  are all monomials, but  $\frac{4}{y^3}$

is not because it involves division by a variable, and  $\sqrt{x}$  is not because it can't be written as an integer power of  $x$ .

When monomials are combined by addition or subtraction, they form polynomials. A polynomial with two terms is a binomial, and one with three terms is a trinomial. For four or more terms, we use the general term polynomial.

## Degree of a polynomial

The degree of a monomial containing one variable is the power to which the variable is raised. The degree of  $3x^5$  is 5. The degree of  $x$  is 1, and the degree of any constant is 0. If a monomial contains more than one variable, for example,  $-6x^2y^3$ , its degree is the sum of the powers. The expression  $-6x^2y^3$  is a fifth-degree monomial. The degree of a polynomial is the degree of its highest-power monomial. The degree of  $6x^4 - 3x^2 + 12$  is 4.

## Standard form

A polynomial is in standard form when its terms are arranged in order from highest degree to lowest degree or lowest to highest degree. The polynomial  $6x^4 - 3x^2 + 12$  is in standard form, but  $-7t^5 + 8t^2 - 3t^7 + 2t - 1$  is not.

EXERCISE

6·3

Put the polynomials in standard form and give the degree. If the expression is not a polynomial, explain why.

1.  $5x + 3x^2 - 7 + 2x^3$

2.  $t^7 - 1 + 5t^{12} + 8t^2 - 9t$

3.  $5y^6 - 2y^3 + 8 - 12y^{11}$

4.  $\sqrt{t^2 - 4t + 5}$

5.  $2x^5 - 4x^3 + 3x$

6.  $4 - 3z^7 + 8z - 4z^2$

7.  $7 - 3w + w^5 - 9w^3$

8.  $b^2 - 3b - 4 - b^4$

9.  $\frac{1}{x-4}$

10.  $6 - 7y^3 + 8y^2 - 4y$

## Adding and subtracting polynomials

To add polynomials, follow the rules for combining like terms. If the terms match in both variable and power, add the coefficients. Keep the variable portion unchanged. Unlike terms cannot be combined. You will sometimes see polynomials enclosed by parentheses, as in  $(5x^3 - 9x^2 + 7x - 4) + (2x^4 - 8x^3 - 5x^2 + 3)$ . These parentheses are just to define the polynomials and can be dropped when adding. Rearrange the terms to bring like terms together and simplify.

$$\begin{aligned}(5x^3 - 9x^2 + 7x - 4) + (2x^4 - 8x^3 - 5x^2 + 3) \\ &= 5x^3 - 9x^2 + 7x - 4 + 2x^4 - 8x^3 - 5x^2 + 3 \\ &= 2x^4 + 5x^3 - 8x^3 - 9x^2 - 5x^2 + 7x - 4 + 3 \\ &= 2x^4 - 3x^3 - 14x^2 + 7x - 1\end{aligned}$$

When you are subtracting polynomials, the parentheses have significance. To subtract polynomials, it is possible to subtract term by term. For example, the subtraction  $(4y^3 + 3y^2 + 7) - (-2y^3 - 8y^2 + y - 2)$  can be thought of as

$$[4y^3 - (-2y^3)] + [3y^2 - (-8y^2)] + (0y - y) + [7 - (-2)]$$

It is usually simpler, however, to treat subtraction as adding the opposite. To subtract  $(4y^3 + 3y^2 + 7) - (-2y^3 - 8y^2 + y - 2)$ , think of it as  $(4y^3 + 3y^2 + 7)$  plus the opposite of  $(-2y^3 - 8y^2 + y - 2)$ . The opposite of  $(-2y^3 - 8y^2 + y - 2)$  is  $(2y^3 + 8y^2 - y + 2)$ . In the problem  $(4y^3 + 3y^2 + 7) - (-2y^3 - 8y^2 + y - 2)$ , imagine that the subtraction sign is distributed to all the terms in the second set of parentheses; then drop the parentheses and add.

$$\begin{aligned} &(4y^3 + 3y^2 + 7) - (-2y^3 - 8y^2 + y - 2) \\ &= (4y^3 + 3y^2 + 7) + (2y^3 + 8y^2 - y + 2) \\ &= 4y^3 + 3y^2 + 7 + 2y^3 + 8y^2 - y + 2 \\ &= 4y^3 + 2y^3 + 3y^2 + 8y^2 - y + 7 + 2 \\ &= 6y^3 + 11y^2 - y + 9 \end{aligned}$$

EXERCISE

6·4

Add or subtract the polynomials as indicated and give your answers in simplest form.

1.  $(13w^2 - 9w + 8) + (w^2 - 9)$

6.  $(2b^2 + 6b - 5) + (8 - 9b + 2b^2)$

2.  $(a^2 - 7a + 5) + (a^2 + 2a - 9)$

7.  $(9x^2 - 7x + 5) - (-2x^2 + 6x + 3)$

3.  $(-13x^2 + 43x - 27) + (4x^2 - 2x + 3)$

8.  $(2x^2 - 3x) - (4x^2 + 4x - 2)$

4.  $(3y^2 - 17y + 34) + (-7y^2 + 14y - 2)$

9.  $(2x^2 - x + 5) - (5x^2 - 2x + 3)$

5.  $(1 - 2b + b^2) - (-3 - b - 3b^2)$

10.  $(5x^2 - 7x + 2) - (3x^2 + 9x - 1)$

## Multiplying polynomials

All polynomial multiplication is built on multiplying monomials, but we have different rules for polynomials of different sizes to make the work more efficient.

## Multiplying monomials

To multiply two monomials, first multiply the coefficients. If the variables are the same, use rules for exponents to simplify. If the variables are different, just write them side by side. The product  $(-3x^5y^2)(2x^2y^3) = (-3 \cdot 2)(x^5 \cdot x^2)(y^2 \cdot y^3) = -6x^7y^5$ , but the product  $(5a^2)(2b^3) = (5 \cdot 2)(a^2)(b^3) = 10a^2b^3$ .

## EXERCISE

## 6.5

Multiply the monomials and give your answers in simplest form.

1.  $(-3b^2)(2b^5)$
2.  $(-6xy^2)(-5x^3y^2)$
3.  $(9x^2yz^5)(-4x^3yz^5)$
4.  $(-ab^2)(3ac^3)$
5.  $(5ab)(8a^2)$
6.  $-x^2(3xy)(-6x^3y^2)$
7.  $-6w^3(2wx^2)(3wx^4)$
8.  $(2x^3)^2$
9.  $(5b^2)(2b^3)^2$
10.  $(-t^3)(3rt^2)^3$

Fill in the blanks with the missing monomial factor.

11.  $(2x^3)(\underline{\quad}) = -6x^5$
12.  $(-3b^2)(\underline{\quad}) = 12b^7$
13.  $(\underline{\quad})(3x^2y) = -15x^6y^3$
14.  $(\underline{\quad})(-2z^4) = 6x^2z^5$
15.  $(6xy^2)(\underline{\quad}) = -3x^3y^3$

## Multiplying with the distributive property

To multiply a monomial times a larger polynomial, use the distributive property.

$$\begin{aligned} & -2x^3(4x^5 - 6x^4 + 5x^3 - 7x^2 + 8x - 2) \\ &= (-2x^3 \cdot 4x^5) + (-2x^3 \cdot -6x^4) + (-2x^3 \cdot 5x^3) + (-2x^3 \cdot -7x^2) + (-2x^3 \cdot 8x) + (-2x^3 \cdot -2) \end{aligned}$$

Then follow the rules for multiplying monomials.

$$\begin{aligned} & (-2x^3 \cdot 4x^5) + (-2x^3 \cdot -6x^4) + (-2x^3 \cdot 5x^3) + (-2x^3 \cdot -7x^2) + (-2x^3 \cdot 8x) + (-2x^3 \cdot -2) \\ &= -8x^8 + 12x^7 - 10x^6 + 14x^5 - 16x^4 + 4x^3 \end{aligned}$$

## EXERCISE

## 6.6

Multiply the polynomials and give your answers in simplest form.

1.  $5a(2a^2 + 3a)$
2.  $-2x^2(x^2 - 3x - 2)$
3.  $2y^2(11y^2 - 3y + 5)$
4.  $-3b^3(2b^2 - 3b + 4)$
5.  $xy(3x^2 + 5xy - 2y^2)$
6.  $5x^2y(5x^2 - 7xy + y^2)$
7.  $8x(x + 2y - 3z)$
8.  $-5ab(a^2 - b^3)$
9.  $\frac{1}{2}x^3(8x^7 - 6x^5 + 10x^4 - 2x^2 + 14x - 20)$
10.  $-3a^4b^3c^2(-3a^2b + 2bc - 7a^5c^4)$

Fill in the blanks with the missing factor.

11.  $(\quad)(x+1)=3x+3$

14.  $7x(\quad)=7x+49x^2$

12.  $a(\quad)=ab-5a$

15.  $(\quad)(2a+b)=4a^2b+2ab^2$

13.  $(\quad)(2x-y)=8x-4y$

## Multiplying binomials

Multiplication of two binomials is accomplished by repeated application of the distributive property, but there is a convenient shortcut, known by the acronym FOIL.

### The distributive rule

To multiply two binomials by distributing, treat the first binomial as the multiplier and distribute it to both terms of the second binomial.

$$(x+5)(x-3)=x(x+5)-3(x+5)$$

That gives you two smaller distributive multiplications. Distribute  $x$  to both terms of  $x+5$ , distribute  $-3$  to both terms of  $x+5$ , and combine like terms.

$$x(x+5)-3(x+5)=x^2+5x-3x-15=x^2+2x-15$$

### The FOIL rule

FOIL stands for First, Outer, Inner, Last and is a reminder of the four multiplications that must be performed to successfully multiply two binomials.

$$\text{First: } (\underline{2x}-3)(\underline{5x}+7)=(\underline{2x})(\underline{5x})$$

$$\text{Outer: } (\underline{2x}-3)(\underline{5x}+\underline{7})=(\underline{2x})(\underline{5x})+(\underline{2x})(\underline{7})$$

$$\text{Inner: } (\underline{2x}-\underline{3})(\underline{5x}+7)=(\underline{2x})(\underline{5x})+(\underline{2x})(7)+(\underline{-3})(\underline{5x})$$

$$\text{Last: } (\underline{2x}-\underline{3})(\underline{5x}+\underline{7})=(\underline{2x})(\underline{5x})+(\underline{2x})(7)+(\underline{-3})(\underline{5x})+(\underline{-3})(\underline{7})$$

You will often find that there are like terms that can be combined after the four multiplications are performed.

$$\begin{aligned}(2x-3)(5x+7) &= (2x)(5x) + (2x)(7) + (-3)(5x) + (-3)(7) \\ &= 10x^2 + 14x - 15x - 21 \\ &= 10x^2 - x - 21\end{aligned}$$



When the binomials you're multiplying are the sum and difference of the same two terms, like  $(x + 5)$  and  $(x - 5)$ , the inner and outer terms will add to 0, leaving you with a difference of squares.

$$\begin{aligned}(x + 5)(x - 5) &= x^2 - 5x + 5x - 25 \\ &= x^2 - 25\end{aligned}$$

EXERCISE

6·7

Use the FOIL rule to multiply the binomials. Give your answers in simplest form.

- |                      |                        |
|----------------------|------------------------|
| 1. $(x + 8)(x + 2)$  | 6. $(5x - 6)(3x + 4)$  |
| 2. $(y - 4)(y - 9)$  | 7. $(6x - 1)(x + 5)$   |
| 3. $(t - 2)(t + 6)$  | 8. $(1 - 3b)(5 + 2b)$  |
| 4. $(2x + 8)(x - 3)$ | 9. $(3x - 7)(2x + 5)$  |
| 5. $(y - 9)(3y + 1)$ | 10. $(5 - 2x)(5x - 2)$ |

Try to predict the product of each pair of binomials without actually multiplying; then check with the FOIL rule.

- |                        |                        |
|------------------------|------------------------|
| 11. $(x - 4)(x + 4)$   | 14. $(3x + 5)(3x - 5)$ |
| 12. $(x + 3)(x - 3)$   | 15. $(7 - 3x)(7 + 3x)$ |
| 13. $(2x - 1)(2x + 1)$ |                        |

Fill in the blank with the missing term. Check your answer by FOILing.

- |   |   |
|---|---|
| 16. $(x + 3)(x + \underline{\quad}) = x^2 + 5x + 6$   | 19. $(3x - 2)(x - \underline{\quad}) = 3x^2 - 17x + 10$ |
| 17. $(x - 7)(x - \underline{\quad}) = x^2 - 9x + 14$  | 20. $(2t + 3)(3t - \underline{\quad}) = 6t^2 - t - 15$  |
| 18. $(2a + 1)(a + \underline{\quad}) = 2a^2 + 9a + 4$ |   |

## Multiplying larger polynomials

When one of the polynomials to be multiplied has more than two terms, it may be convenient to place them one under another, usually with the longer one on top and shorter one on the bottom, and multiply each term in the bottom polynomial by each term in the top polynomial, arranging like terms under one another in the result for easy combination. This is the same algorithm you learned for multiplying numbers with more than two digits.

$$\begin{array}{r} 2x^2 + 3x - 4 \\ \phantom{2x^2 + } 3x - 1 \\ \hline -2x^2 - 3x + 4 \quad (-1 \text{ times each term}) \\ \hline 6x^3 + 9x^2 - 12x \quad (3x \text{ times each term}) \\ \hline 6x^3 + 7x^2 - 15x + 4 \quad (\text{Add like terms}) \end{array}$$

## EXERCISE

## 6.8

Multiply the polynomials in a vertical format. Keep like terms aligned and give your answer in simplest form.

- $(a+7)(2a^2+5a+3)$
- $(2b+3)(3b^2+2b+5)$
- $(c-8)(4c^2-7c-2)$
- $(2x-1)(4x^3-7x^2+5x-7)$
- $(y+4)(y^2-5y+1)$
- $(x-2)(x^2-4x+4)$
- $(t-2)(t^2+2t+4)$
- $(x+1)(x^2-x+1)$
- $(x^2-4)(x^2+4x+4)$
- $(y^2-3y+5)(2y^2+5y-3)$

## Dividing polynomials

Polynomial division is built on dividing monomials, but there are systems to help organize larger problems.

### Dividing by a monomial

To divide a monomial by a monomial, divide the coefficients and use the rules for exponents to simplify like variables.

$$\frac{-4x^3y^2}{2x^2y} = \frac{-4}{2} \left( \frac{x^3}{x^2} \right) \left( \frac{y^2}{y} \right) = -2xy$$

To divide a larger polynomial by a monomial, divide each term of the larger polynomial by the monomial divisor.

$$\frac{12t^5 - 8t^3 + 5t^2 + 2t}{2t} = \frac{12t^5}{2t} - \frac{8t^3}{2t} + \frac{5t^2}{2t} + \frac{2t}{2t} = 6t^4 - 4t^2 + \frac{5}{2}t + 1$$

## EXERCISE

## 6.9

Divide the polynomials and give your answer in simplest form.

- $(24c^7d^2) \div (3c^4)$
- $(-35d^6) \div (-7d^2)$
- $(-52x^9) \div (-13x^2)$
- $(20y^{12}) \div (4y^8)$
- $(24x^5y) \div (-6x^3)$
- $(15x^2) \div (15x^2)$
- $(-3.9t^6) \div (1.3t^4)$
- $(-18q^7r^3) \div (q^7r)$
- $(8x^4 - 9x^7) \div (x^3)$
- $(15y^5 - 21y^7) \div (3y^2)$
- $(5x^2 + 15x) \div (5x)$
- $(-9y^3 + 13y^4) \div (-y^3)$
- $(56z^{10} - 49z^9 + 42z^8 - 35z^7) \div (7z^2)$
- $(-9x^4y^3 + 27x^3y^4 - 81x^2y^5) \div (-3xy)$
- $(15x^3 - 5x^2 + 20x) \div (5x)$

## Long division

Long division of polynomials is modeled on the algorithm for long division that you learned in arithmetic. It can be used to divide by a monomial, but it is more commonly used when the divisor is a binomial or a larger polynomial.

Arrange the dividend and the divisor in standard form, highest power to lowest, and insert 0s for any missing powers to make it easier to line up like terms. Divide the first term of the dividend by the first term of the divisor and place the result as the first term of the quotient. Multiply the entire divisor by the term you just placed in the quotient, aligning like terms under the dividend. Subtract, and bring down any remaining terms in the dividend.

$$\begin{array}{r}
 3x^2 \\
 2x+4 \overline{) 6x^3 + 0x^2 + 8x + 10} \\
 \underline{6x^3 + 12x^2} \quad \downarrow \downarrow \\
 -12x^2 + 8x + 10
 \end{array}
 \quad
 \begin{array}{l}
 (6x^3 \div 2x = 3x^2 \text{ goes to the quotient.}) \\
 (\text{Multiply } 3x^2 \text{ times } 2x + 4, \text{ subtract, and bring down.}) \\
 (-12x^2 + 8x + 10 \text{ is the new dividend.})
 \end{array}$$

Repeat those steps, but use this new expression formed by subtracting and bringing down as your dividend.

$$\begin{array}{r}
 3x^2 - 6x + 16 \\
 2x+4 \overline{) 6x^3 + 0x^2 + 8x + 10} \\
 \underline{6x^3 + 12x^2} \quad \downarrow \downarrow \\
 -12x^2 + 8x + 10 \qquad (-12x^2 \div 2x = -6x) \\
 \underline{-12x^2 - 24x} \quad \downarrow \qquad (-6x \text{ times } 2x + 4) \\
 32x + 10 \qquad (32x \div 2x = 16) \\
 \underline{32x + 64} \qquad (16 \text{ times } 2x + 4) \\
 -54
 \end{array}$$

You can express the remainder as a fraction by putting the remainder as the numerator of the fraction and the divisor as the denominator. The division problem  $(6x^3 + 8x + 10) \div (2x + 4)$  is equal to  $3x^2 - 6x + 16 + \frac{-54}{2x + 4}$ .

### EXERCISE

## 6•10

Divide using long division.

- $(x^2 - 15x + 56) \div (x - 8)$
- $(y^2 - y - 20) \div (y - 5)$
- $(6x^2 + 5x - 6) \div (3x - 2)$
- $(84x^4 - 3x^2 - 45) \div (12x^2 - 9)$
- $(9x^2 - 42x + 45) \div (3x - 8)$
- $(2a^2 + 7a + 5) \div (a + 3)$
- $(2b^2 - 7b + 3) \div (b - 3)$
- $(12x^3 + 17x^2 - 20x - 20) \div (3x + 5)$
- $(x^4 + 8x^2 + 12) \div (x^2 + 2)$
- $(8y^3 + 1) \div (2y + 1)$

# Factoring

7

Factoring is the process of reexpressing a quantity as the product of two or more quantities, called factors. You can factor 35 by writing it as  $5 \times 7$ , and you can factor a monomial like  $-3x^2y^3$  by writing out  $-3 \cdot x \cdot x \cdot y \cdot y \cdot y$ . Factoring polynomials is a little more complicated, but a few rules will cover most situations.

## Greatest common monomial factor

You will often be able to find several different factor pairs for a monomial. You know this is true when you factor a constant. The constant 24 could be factored as  $1 \times 24$ ,  $2 \times 12$ ,  $3 \times 8$ , or  $4 \times 6$ . It's also true for monomials that involve variables. The monomial  $48x^5$  could be written as  $48 \cdot x^5$ ,  $12x^2 \cdot 4x^3$ ,  $3x \cdot 16x^4$ , and more.

The greatest common monomial factor of a polynomial is the largest monomial that is a factor of every term. In this context, *largest* means the “largest coefficient and the highest power of the variable.” The polynomial  $12x^5y + 8x^4y^2 - 10x^3y^3$  has a greatest common factor of  $2x^3y$  because 2 is the largest integer that divides all three coefficients,  $x^3$  is the largest power of  $x$  present in all terms, and  $y$  is the largest power of  $y$  present in all terms. Notice that the largest power of a variable contained in all the terms is the smallest one you see. The largest power of  $x$  in  $12x^5y + 8x^4y^2 - 10x^3y^3$  is  $x^3$ , which is the smallest power of  $x$  in any of the terms.

Factoring out the greatest common factor is applying the distributive property in reverse. Bring the common factor to the front, and, in parentheses, show the other factors.

$$\begin{aligned}12x^5y + 8x^4y^2 - 10x^3y^3 &= \underline{2x^3y} \cdot 6x^2 + \underline{2x^3y} \cdot 4xy - \underline{2x^3y} \cdot 5y^2 \\ &= 2x^3y(6x^2 + 4xy - 5y^2)\end{aligned}$$

If the greatest common factor is a term of the polynomial, remember to express that term as the common factor times 1 and have a 1 in the parentheses for that position.

$$\begin{aligned}6x^3 - 12x^2 + 3x &= \underline{3x} \cdot 2x^2 - \underline{3x} \cdot 4x + \underline{3x} \cdot 1 \\ &= 3x(2x^2 - 4x + 1)\end{aligned}$$

## EXERCISE

## 7.1

Factor each polynomial.

- |                               |                              |
|-------------------------------|------------------------------|
| 1. $y^2 - 15y$                | 6. $-a^2 - a^3 + 2a^4$       |
| 2. $3b^2 - 6b$                | 7. $25x^4 - 50x^5 + 125x^7$  |
| 3. $32a^2b + 40ab$            | 8. $8r^2 + 24rt + 16r$       |
| 4. $5y^2 + 15y + 20$          | 9. $16x^2y^2 - 48x^3y$       |
| 5. $x^8y^4 - x^4y^7 + x^3y^5$ | 10. $3x^2y + 6xy + 15x^2y^2$ |

Factoring  $x^2 + bx + c$ 

A trinomial of the form  $x^2 + bx + c$ , if it is not prime, can be factored to the product of two binomials. Just as we say a number is a prime number if its only factors are itself and 1, a polynomial is prime if it's not factorable. If you factor  $x^2 + bx + c$ , it will factor to  $(x+r)(x+t)$ . The product of  $r$  and  $t$  will equal the constant term of the trinomial  $c$ , and the sum of  $r$  and  $t$  will produce the middle coefficient  $b$ . To factor  $x^2 + 5x + 6$ , you need to find a pair of integers that add to 5 and multiply to 6. For small numbers, this isn't difficult:  $x^2 + 5x + 6 = (x+3)(x+2)$ . You can check your factors by multiplying, using the FOIL rule.

If the middle term of the trinomial is negative, as in  $x^2 - 8x + 12$ , the process of factoring is the same, except that the binomials have negative signs. The factors of  $x^2 - 8x + 12$  are  $(x-6)(x-2)$  because  $-6 \cdot (-2) = 12$  and  $-6 + (-2) = -8$ .

When the constant term is negative, however, it's a signal that one factor is  $x$  plus a constant and one is  $x$  minus a constant, and that causes a slight change in your search for factors. If the constant term of the trinomial is negative, you still want two integers that multiply to that number, but you need to remember that adding a positive and a negative will seem like subtracting.

To factor  $x^2 - 9x - 90$ , look for factors of  $-90$ , which are just factors of 90 but you'll make one negative. The factors of 90 are  $1 \times 90$ ,  $2 \times 45$ ,  $3 \times 30$ ,  $5 \times 18$ ,  $6 \times 15$ , and  $9 \times 10$ . None of those are going to add to 9 or  $-9$ , but that's OK. You're actually looking for a pair that subtracts to 9, and  $6 \times 15$  fits the bill. Set up  $(x-6)(x-15)$  and then think about the result you want. You want to get  $-9$ , so you want a negative sign on the larger number, 15, and a positive sign on the smaller one, 6.

$$x^2 - 9x - 90 = (x+6)(x-15)$$

## EXERCISE

## 7.2

Factor each polynomial. If the polynomial does not factor, write Prime.

- |                     |                      |
|---------------------|----------------------|
| 1. $x^2 + 12x + 35$ | 6. $x^2 - 2x - 3$    |
| 2. $x^2 + 11x + 28$ | 7. $x^2 - 11x + 18$  |
| 3. $x^2 - 8x + 15$  | 8. $x^2 - 9x - 22$   |
| 4. $x^2 - 7x + 12$  | 9. $x^2 + 10x - 39$  |
| 5. $x^2 + x - 20$   | 10. $x^2 + 12x + 32$ |

## Factoring $ax^2 + bx + c$

When you're asked to factor a trinomial in which the coefficient of the  $x^2$  term is a number other than 1, the factors of that  $x^2$  coefficient  $a$ , as well as the factors of the constant  $c$ , affect the middle term, and the factoring process becomes more a case of trial and error.

To get through that trial-and-error process as efficiently as possible, make a list of the factors of the lead coefficient and a list of the factors of the constant. In theory, you want to check all the possibilities, in all possible combinations, to see whether the "Inner" and the "Outer" from the FOIL rule will combine to form the middle term you need. You need to be very organized, going down your lists in order and crossing factors off when you're sure they don't work.

To make things a little easier, you can make a chart of the possible products and look for a pair that will add or subtract to the coefficient of the middle term. To factor  $6x^2 + 5x - 21$ , first notice that the factors of  $6x^2$  are  $1x \cdot 6x$  or  $2x \cdot 3x$  and factors of 21 are  $1 \cdot 21$  or  $3 \cdot 7$ . Put the factors of  $6x^2$  down the side of the chart and the factors of 21 across the top. Keep pairs together. Then fill in the boxes with the products of the number at the beginning of the row and the top of the column.

	1	21		$\overline{3}$	$\overline{7}$
$1x$	$1x$	$21x$		$3x$	$7x$
$6x$	$6x$	$126x$		$18x$	$42x$
$\overline{2x}$	$2x$	$42x$		$6x$	$\overline{14x}$
$\overline{3x}$	$3x$	$63x$		$\overline{9x}$	$21x$

Look at the numbers on the diagonals of small squares. There's no way you can get a middle term of  $5x$  from  $1x$  and  $126x$ . The other diagonal in that square will give you  $6x$  and  $21x$ , which could add to  $27x$  or subtract to  $15x$ , but you're looking for  $5x$ , so keep looking. In the bottom-right square, 14 and 9 can subtract to 5, so try the numbers at the beginning of those rows and the top of those columns. You want to use  $2x$  and  $3x$  as the factors of  $6x^2$ , and 3 and 7 as the factors of 21, and place them so the inner and outer are  $9x$  and  $14x$ .

$$6x^2 + 5x - 21 = (2x \quad 3)(3x \quad 7)$$

When you try to place the + and the -, don't just look at 3 and 7. Instead, look at the inner and the outer. The inner is  $9x$  and the outer is  $14x$ . You want the larger one,  $14x$ , to be positive, so put the + on the 7 and the - on the 3.

$$6x^2 + 5x - 21 = (2x - 3)(3x + 7)$$

Factor each polynomial.

1.  $3x^2 + 11x + 10$

6.  $10x^2 - 49x - 5$

2.  $2x^2 - 3x + 1$

7.  $9x^2 - 27x + 20$

3.  $2x^2 + 7x + 3$

8.  $18x^2 + 15x + 2$

4.  $12x^2 + 32x + 5$

9.  $15x^2 - 13x - 6$

5.  $6x^2 + 17x + 12$

10.  $4x^2 - 29x + 30$

## Special factoring patterns

Most of the time, factoring is a trial-and-error process, but there are a few cases where the problem is unusual and memorizing is a much better tactic. There are two factoring patterns that should be memorized.

### Difference of squares

Most of the expressions you're asked to factor are trinomials, so you might not expect a binomial like  $x^2 - 4$  or  $9t^2 - 16$  be factorable. It turns out that when you multiply the sum and difference of the same two terms with the FOIL rule, however, the outer and inner terms add to 0 and you produce a square minus a square. The difference of squares,  $a^2 - b^2$ , factors to  $(a+b)(a-b)$ , so  $x^2 - 4 = (x+2)(x-2)$  and  $9t^2 - 16 = (3t+4)(3t-4)$ .

### Perfect square trinomial

The perfect square trinomial is one you could figure out how to factor without any memorizing, but it's convenient to have it memorized to save time. When you square a binomial like  $2x + 5$ , the first and last terms are squares and the inner and outer are identical.

$$\begin{aligned} (2x+5)^2 &= (2x+5)(2x+5) \\ &= 2x \cdot 2x + 5 \cdot 2x + 5 \cdot 2x + 5 \cdot 5 \\ &= 4x^2 + 10x + 10x + 25 \\ &= \underbrace{4x^2}_{\text{square}} + \underbrace{20x}_{2 \cdot 5 \cdot 2x} + \underbrace{25}_{\text{square}} \end{aligned}$$

So  $(ax+b)^2 = (ax)^2 + 2abx + b^2$ . When you see that the first and last terms of a trinomial are perfect squares, check the middle term to see if you have a perfect square trinomial.

## EXERCISE

## 7.4

Factor each polynomial.

1.  $x^2 - 49$

2.  $x^2 + 6x + 9$

3.  $36t^2 - 1$

4.  $9t^2 - 24t + 16$

5.  $16 - y^2$

6.  $9y^2 + 42y + 49$

7.  $4x^2 - 81$

8.  $4x^2 + 4x + 1$

9.  $16a^2 - 9y^2$

10.  $x^2 - 12x + 36$



*This page intentionally left blank*

# Radicals

·8·

If, for some numbers  $a$  and  $b$ ,  $a^2 = b$ , then  $a$  is the *square root* of  $b$ . Seven is the square root of 49 because  $7^2 = 49$ . Square roots are written using a *radical sign*:  $\sqrt{49} = 7$  or, in general,  $\sqrt{b} = a$ . The expression under the radical sign is called the *radicand*.

You can define other roots in a similar fashion using other powers. Because  $2^3$  is equal to 8, 2 is the *cube root* of 8. Roots other than the square root are indicated by placing a small number, called the *index*, in the crook of the radical sign, for example,  $\sqrt[3]{8} = 2$ . When no index is shown, the square root is assumed.

When the index of the radical is even, as in square roots, there are both positive and negative roots. Seven is the square root of 49 because  $7^2 = 49$ , but  $(-7)^2 = 49$  as well, so 49 has two square roots, 7 and  $-7$ . The positive square root is considered the *principal square root*, and we agree that  $\sqrt{b}$  will denote the principal root. We'll write  $-\sqrt{b}$  if we want the negative square root or  $\pm\sqrt{b}$  if we want both.

## Simplifying radical expressions

To make radicals easier to work with, put them in simplest radical form. *Simplest radical form* means the expression contains only one radical, the radicand is as small as possible, and there is no radical in the denominator (or divisor) of a quotient.

### Simplest radical form

The principal rule for simplifying radicals tells us that  $\sqrt{ab} = \sqrt{a}\sqrt{b}$ . This rule lets you turn the product of two radicals into a single radical, and it lets you rewrite a radical as a multiple of a smaller radical. You can rewrite  $\sqrt{18}\sqrt{2}$  as  $\sqrt{36}$ , or simply 6, and you can take  $\sqrt{8}$  and realize that it's equivalent to  $\sqrt{4}\sqrt{2}$ , which is equal to  $2\sqrt{2}$  because the square root of 4 is 2. By looking for perfect square factors of the radicand and applying this rule, you can rewrite radical expressions with smaller radicands.

## EXERCISE

## 8.1

Put each expression in simplest radical form. Assume all variables are positive numbers.

1.  $\sqrt{32}$

2.  $\sqrt{72}$

3.  $\sqrt{a^3}$

4.  $\sqrt{98}$

5.  $\sqrt{8x^2}$

6.  $\sqrt{12y^3}$

7.  $\sqrt{50ab^5}$

8.  $\sqrt{27x^3y^2}$

9.  $\sqrt{49a^3}$

10.  $\sqrt{48a^7b^3c^2}$

## Rationalizing denominators

If the denominator of an expression is a radical or a multiple of a radical, you can remove the radical, or *rationalize the denominator*, by multiplying the numerator and denominator of the fraction by the radical in the denominator. This is the same method you use to express fractions with a common denominator. Multiplying both numerator and denominator by the same number is equivalent to multiplying by 1, so it changes the appearance of the fraction but not the value.

$$\frac{6}{\sqrt{5}} = \frac{6}{\sqrt{5}} \cdot \frac{\sqrt{5}}{\sqrt{5}} = \frac{6\sqrt{5}}{\sqrt{25}} = \frac{6\sqrt{5}}{5}$$

If the denominator is a sum or difference that includes a radical, you will still want to multiply the numerator and denominator by the same number, but multiplying by just the radical will not be effective. You will need to multiply by the *conjugate* of the denominator, the same two terms connected by the opposite sign. The conjugate of  $3 + \sqrt{2}$  is  $3 - \sqrt{2}$ , and the conjugate of  $\sqrt{7} - 4$  is  $\sqrt{7} + 4$ . Multiplying by the conjugate eliminates the radical because when you multiply the sum and difference of the same two terms using the FOIL rule, the middle terms, where the radicals would have been, add to 0.

$$\frac{4}{2 + \sqrt{3}} = \frac{4}{2 + \sqrt{3}} \cdot \frac{2 - \sqrt{3}}{2 - \sqrt{3}} = \frac{4(2 - \sqrt{3})}{(2 + \sqrt{3})(2 - \sqrt{3})} = \frac{8 - 4\sqrt{3}}{4 - 3} = 8 - 4\sqrt{3}$$

## EXERCISE

## 8.2

Rationalize the denominators and put each expression in simplest radical form.

1.  $\frac{3}{\sqrt{6}}$

2.  $\frac{24}{\sqrt{5}}$

3.  $\frac{\sqrt{10}}{\sqrt{2}}$

4.  $\frac{\sqrt{15}}{\sqrt{5}}$

5.  $\frac{20\sqrt{20}}{4\sqrt{5}}$

8.  $\frac{\sqrt{7}-5}{\sqrt{7}+5}$

6.  $\frac{18}{\sqrt{5}-3}$

9.  $\frac{3}{\sqrt{5}-\sqrt{3}}$

7.  $\frac{20}{1-\sqrt{5}}$

10.  $\frac{\sqrt{3}+4}{\sqrt{3}-2}$

## Adding and subtracting radicals

Only like radicals can be combined by addition or subtraction, and they combine like variable terms, by adding or subtracting the coefficients, the numbers in front.  $5\sqrt{2} + 3\sqrt{2} = 8\sqrt{2}$ , but  $\sqrt{2} + \sqrt{3}$  cannot be combined.

Problems that look like unlike radicals at first glance may simplify down to like radicals. When you need to combine radicals by addition or subtraction, first put each term in simplest radical form and then combine like radicals.

$$\sqrt{27} + \sqrt{48} = \sqrt{9}\sqrt{3} + \sqrt{16}\sqrt{3} = 3\sqrt{3} + 4\sqrt{3} = 7\sqrt{3}$$

### EXERCISE

### 8.3

*Simplify each expression as completely as possible.*

1.  $3\sqrt{3} + \sqrt{27}$

6.  $2\sqrt{7} + \sqrt{28}$

2.  $\sqrt{5} + \sqrt{20}$

7.  $\sqrt{99} - 3\sqrt{44}$

3.  $\sqrt{48} - \sqrt{12}$

8.  $3\sqrt{96} - \sqrt{24}$

4.  $\sqrt{200} + \sqrt{8}$

9.  $\sqrt{27} + 5\sqrt{3} - \sqrt{48}$

5.  $\sqrt{45} + \sqrt{80}$

10.  $3\sqrt{45} - 2\sqrt{20} + \sqrt{125}$

## Solving radical equations

Radical equations are equations that contain one or more radicals with the variable in the radicand. The key to solving radical equations is isolating the radical and then raising both sides of the equation to a power so that the radical sign is lifted.

### One radical

To solve an equation containing one radical, isolate the radical by moving all terms that do not involve the radical to the other side. Square both sides of the equation, and solve the resulting

equation. Be sure to check solutions in the original equation to eliminate any extraneous solutions.

$$5\sqrt{3x-2} + 4 = 29$$

$$5\sqrt{3x-2} = 25$$

$$\sqrt{3x-2} = 5$$

$$3x - 2 = 25$$

$$3x = 27$$

$$x = 9$$

EXERCISE

8·4

Solve each equation. Check your answers in the original equations. If the equation cannot be solved, write No solution.

1.  $\sqrt{x} = 3$

2.  $\sqrt{y} = -4$

3.  $\sqrt{x} - 9 = 0$

4.  $-3 = \sqrt{3x}$

5.  $3 = \sqrt{2y} - 7$

6.  $3\sqrt{z} = -2$

7.  $\sqrt{x-1} = 4$

8.  $\sqrt{2x-3} - 7 = 0$

9.  $2\sqrt{x+5} - 8 = 0$

10.  $3\sqrt{4x-3} - 2 = 3$

## Two radicals

When an equation contains two radicals, choose one to eliminate first. Isolate that radical, and square both sides. This may mean that you need to FOIL one side, and you'll probably find that while squaring the isolated radical eliminates that radical, FOIL multiplication on the other side will lift one radical sign but introduce another. Just isolate the remaining radical, square both sides again, and solve the resulting equation. Be sure to check solutions in the original equation. Extraneous solutions are common.

$$\sqrt{x+3} + \sqrt{x+10} = 7$$

$$\sqrt{x+3} = 7 - \sqrt{x+10}$$

$$(\sqrt{x+3})^2 = (7 - \sqrt{x+10})^2$$

$$x + 3 = 49 - 14\sqrt{x+10} + x + 10$$

$$x + 3 = x + 59 - 14\sqrt{x+10}$$

$$-56 = -14\sqrt{x+10}$$

$$4 = \sqrt{x+10}$$

$$16 = x + 10$$

$$6 = x$$

## EXERCISE

## 8.5

Solve each equation. Check for extraneous solutions.

1.  $\sqrt{4x+5} = \sqrt{6x-5}$

6.  $\sqrt{2x-7} + 1 = \sqrt{2x+3}$

2.  $\sqrt{3x+1} - \sqrt{x+11} = 0$

7.  $\sqrt{x} - \sqrt{x+7} = -1$

3.  $4\sqrt{2x+1} = 3\sqrt{3x+4}$

8.  $\sqrt{x-16} + 2 = \sqrt{x}$

4.  $1 + \sqrt{x^2 - 1} = x + 3$

9.  $\sqrt{x+2} = \sqrt{x+4} - 2$

5.  $\sqrt{x+1} - 3 = -\sqrt{x-2}$

10.  $\sqrt{x+5} = \sqrt{x-2} + 1$

## Graphing square root equations

The graph of a square root equation looks like half of a parabola lying on its side. The graph of  $y = \sqrt{x}$  begins at the origin and forms a slowly rising curve in the first quadrant as shown in Figure 8.1. A negative multiplier in front of the radical will flip the graph over the  $x$ -axis.



**Figure 8.1** The top half of a parabola on its side is the graph of the square root function.

Because negative numbers have no square roots in the real numbers, the graph only exists for values of  $x$  that make the radicand positive. The graph of  $y = \sqrt{x-h}$  begins at  $(h, 0)$ , and the graph of  $y = \sqrt{x+h}$  begins at  $(-h, 0)$ . A constant added on the end of the equation moves the graph up or down. Consider where the graph begins before choosing  $x$ -values for your table of values.

## EXERCISE

## 8.6

Graph each function by making a table of values and plotting points.

1.  $y = \sqrt{x}$

6.  $y = 2\sqrt{x}$

2.  $y = \sqrt{x-3}$

7.  $y = -\sqrt{x}$

3.  $y = \sqrt{x+1}$

8.  $y = 2\sqrt{x-3} + 1$

4.  $y = \sqrt{x} - 4$

9.  $y = 4 - \sqrt{x+2}$

5.  $y = \sqrt{x} + 2$

10.  $y = -3\sqrt{2x+5} - 4$

*This page intentionally left blank*

# Quadratic equations and their graphs

9

Quadratic equations are equations that contain a term in which the variable is squared. The standard form of a quadratic equation is  $ax^2 + bx + c = 0$ , but you may have to do some rearranging to get the equation you're given into that form. The  $x$ -term or the constant term may be missing if  $b$  equals 0 or  $c$  equals 0, but if the  $x^2$  term is missing, it's not a quadratic equation. The graph of a quadratic equation  $y = ax^2 + bx + c$  has a particular shape called a parabola.

## Solving by square roots

If a quadratic equation contains just a squared term and a constant term, you can solve it by moving the terms to opposite sides of the equal sign and taking the square root of both sides. Remember that there is both a positive and a negative square root of any positive number.

$$\begin{aligned}2x^2 - 64 &= 0 \\2x^2 &= 64 \\x^2 &= 32 \\x &= \pm\sqrt{32} \\&= \pm 4\sqrt{2}\end{aligned}$$

If the constant is not a perfect square, leave solutions in simplest radical form, unless there's a very good reason to use a decimal approximation.

### EXERCISE

#### 9.1

Solve each equation by isolating the square and taking the square root of both sides.

1.  $x^2 = 64$

2.  $x^2 - 16 = 0$

3.  $x^2 - 8 = 17$

4.  $x^2 = 18$

5.  $3x^2 = 48$

6.  $t^2 - 1000 = 0$

7.  $2y^2 - 150 = 0$

8.  $9x^2 = 4$

9.  $64y^2 = 25$

10.  $4x^2 - 15 = 93$



# Completing the square

If the quadratic equation has just a square term and a constant term, you can solve it by taking the square root of both sides. If it has three terms that happen to form a perfect square trinomial, you can rewrite it as the square of a binomial and then solve by taking the square root of both sides. Much of the time, however, the polynomial is not a perfect square.

Completing the square is a process that turns one side of the equation into a perfect square trinomial so that you can solve by taking the square root of both sides. Of course, completing the square doesn't just magically change one side of the equation. It adds the same number to both sides so that the new equation is equivalent to the original. The key is to know what to add.

To complete the square, move the constant to the opposite side of the equation from the  $x^2$  and  $x$  terms.

$$3x^2 + 24x + 15 = 0$$

$$3x^2 + 24x = -15$$

Divide both sides of the equation by the coefficient of  $x^2$ .

$$3x^2 + 24x = -15$$

$$x^2 + 8x = -5$$

Take half the coefficient of  $x$ , square it, and add the result to both sides.

$$x^2 + 8x = -5$$

$$x^2 + 8x + 4^2 = -5 + 4^2$$

$$x^2 + 8x + 16 = -5 + 16$$

$$(x + 4)^2 = 11$$

Solve the equation by taking the square root of both sides and then isolating the variable.

$$(x + 4)^2 = 11$$

$$x + 4 = \pm\sqrt{11}$$

$$x = -4 \pm \sqrt{11}$$

## EXERCISE

### 9·2

Solve each equation. Do not FOIL the binomial square. Take the square root of both sides. Give answers in simplest radical form.

1.  $(x - 2)^2 = 25$

4.  $(x + 1)^2 = 75$

2.  $(x + 1)^2 = 9$

5.  $(3x - 5)^2 = 12$

3.  $(x - 3)^2 = 48$

Complete the square and solve the equation.

6.  $y^2 - 8y - 7 = 0$

9.  $a^2 + 5a - 3 = 0$

7.  $x^2 - 5x = 14$

10.  $t^2 = 10t - 8$

8.  $x^2 + 4x - 4 = 0$

# The quadratic formula

Completing the square is a very effective method for solving quadratic equations, but it can get complicated and the numbers can get messy, so you soon find yourself wishing for an easier way. The quadratic formula is a shortcut to the solution you would have obtained by completing the square. Using it is a bit complicated, but easier than doing all the work of completing the square.

If  $ax^2 + bx + c = 0$ , then  $x = \frac{-b \pm \sqrt{b^2 - 4ac}}{2a}$ . You just pick the values of  $a$ ,  $b$ , and  $c$  out of the equation, plug them into the formula, and simplify. Be certain your equation is in  $ax^2 + bx + c = 0$  form before deciding on the values of  $a$ ,  $b$ , and  $c$ .

To solve  $5x = 2 - 3x^2$ , first put the equation in standard form. Compare  $3x^2 + 5x - 2 = 0$  to  $ax^2 + bx + c = 0$ , and you find that  $a = 3$ ,  $b = 5$ , and  $c = -2$ . Plug those values into the formula.

$$\begin{aligned}x &= \frac{-b \pm \sqrt{b^2 - 4ac}}{2a} \\ &= \frac{-5 \pm \sqrt{5^2 - 4 \cdot 3 \cdot -2}}{2 \cdot 3}\end{aligned}$$

Follow the order of operations and watch your signs as you simplify.

$$\begin{aligned}x &= \frac{-5 \pm \sqrt{25 + 24}}{6} \\ &= \frac{-5 \pm \sqrt{49}}{6} \\ &= \frac{-5 \pm 7}{6}\end{aligned}$$

The two solutions that are typical of quadratic equations come from that  $\pm$  sign.

$$\begin{aligned}x &= \frac{-5 \pm 7}{6} \\ x &= \frac{-5 + 7}{6} & x &= \frac{-5 - 7}{6} \\ &= \frac{2}{6} & \text{or} & = \frac{-12}{6} \\ &= \frac{1}{3} & & = -2\end{aligned}$$

## The discriminant

One portion of the quadratic formula, called the discriminant, can give you useful information about the number and type of solutions your equation has. The radicand,  $b^2 - 4ac$ , tells you whether you have one real solution, two real solutions, or no real solutions, and sometimes that's all you need to know.

If  $b^2 - 4ac$  is positive, the equation has two real solutions. You have a positive number under the radical, so you get the positive and the negative square root and produce two solutions.

If  $b^2 - 4ac$  equals 0, the positive and negative square roots are both 0, so you end up with only one solution,  $x = \frac{-b}{2a}$ . This is sometimes called a double root, since it really is two solutions that are exactly the same. If  $b^2 - 4ac$  is negative, you know it's impossible to find the square root of a negative number in the real numbers. (Later in your math career, you'll learn about a set of numbers larger than the reals, where negative numbers do have square roots.) So if the discriminant is negative, there are no real solutions.

You can get one more bit of information from the discriminant. If the discriminant is positive and it's a perfect square, the two solutions will be rational numbers, but if the discriminant is positive and not a perfect square, the two solutions will be irrational.

EXERCISE

9·3

Solve each equation by the quadratic formula. If necessary, leave answers in simplest radical form.

1.  $x^2 + 4x - 21 = 0$

6.  $t^2 + 6t - 15 = 0$

2.  $t^2 = 10 - 3t$

7.  $4x^2 - 3 = x$

3.  $y^2 - 4y = 32$

8.  $3x^2 - 1 = 2x$

4.  $x^2 = 6 + x$

9.  $x + 5 = 3x^2 - x$

5.  $6x + x^2 = 9$

10.  $6x^2 - 2 = x$

Use the discriminant to tell whether each equation has two rational solutions, two irrational solutions, one rational solution, or no real solutions.

11.  $x^2 + 5x - 9 = 0$

16.  $2x^2 + 5x + 3 = 0$

12.  $x^2 - 3x + 5 = 0$

17.  $5x^2 + 12x + 5 = 0$

13.  $x^2 + 3x - 4 = 0$

18.  $2x^2 + 3x + 5 = 0$

14.  $x^2 + 6x + 9 = 0$

19.  $4x^2 + 4x + 1 = 0$

15.  $3x^2 + 6x + 1 = 0$

20.  $-3x^2 + 3x + 5 = 0$

## Solving by factoring

The quadratic formula will give you solutions for any quadratic equation, but it may require complicated calculations. Sometimes there's no way around that. Completing the square is complicated, the quadratic formula can be complicated, and irrational solutions aren't easy. In other cases, however, the quadratic polynomial can be factored and the equation can be solved by applying the zero product property. If the product of two factors is 0, then at least one of the factors is 0. If the quadratic can be factored, that's probably the easiest way to solve.

First, put the equation in standard form. With all terms on one side of the equation equal to 0, factor the quadratic expression. Set each factor equal to 0 and solve the resulting equations.

$$5x = 4 - 6x^2$$

$$6x^2 + 5x - 4 = 0$$

$$(2x - 1)(3x + 4) = 0$$

$$2x - 1 = 0 \qquad 3x + 4 = 0$$

$$2x = 1 \qquad \text{or} \qquad 3x = -4$$

$$x = \frac{1}{2} \qquad x = -\frac{4}{3}$$

EXERCISE

9.4

Solve each equation by factoring.

1.  $x^2 + 5x + 6 = 0$

6.  $x^2 + 5 = 6x$

2.  $x^2 + 12 = 7x$

7.  $x^2 + 3x = 0$

3.  $y^2 + 3y = 8 + y$

8.  $x^2 = 5x$

4.  $a^2 - 3a - 4 = 6$

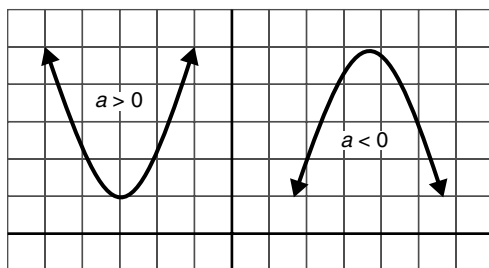
9.  $x^2 - 1 = 3x^2 - 3x$

5.  $20 = x^2 + x$

10.  $2x^2 - x - 15 = 0$

## Graphing quadratic functions

Graphing an equation of the form  $y = ax^2 + bx + c$  produces a cup-shaped graph, called a parabola. Some information about the graph can be gathered from the equation without much effort and can help you construct a table of values and plot the graph. If  $a$  is a positive number, the parabola opens upward; if  $a$  is negative, the parabola opens downward (see Figure 9.1). The  $x$ -intercepts are the solutions of the equation  $ax^2 + bx + c = 0$  and the  $y$ -intercept is  $(0, c)$ .



**Figure 9.1** The coefficient of the square term tells you whether the parabola opens up or down.

## Finding the axis of symmetry and vertex

The axis of symmetry of a parabola is an imaginary line through the center of the parabola. The parabola is symmetric about this line. If you were to fold the graph along the axis of symmetry, the two sides of the parabola would match. The vertex, or turning point, of the parabola sits right

on the axis of symmetry. The equation of the vertical line that is the axis of symmetry is  $x = \frac{-b}{2a}$ .

Once the axis of symmetry is known, plugging that  $x$ -value into the equation of the parabola will give you the  $y$ -coordinate of the vertex.

To graph  $y = x^2 + 4x + 1$ , notice that the  $x^2$ -term is positive, so the parabola will open up and its  $y$ -intercept will be  $(0, 1)$ . You'll need the quadratic formula to find the  $x$ -intercepts.

$$\begin{aligned}x &= \frac{-b \pm \sqrt{b^2 - 4ac}}{2a} \\&= \frac{-4 \pm \sqrt{4^2 - 4 \cdot 1 \cdot 1}}{2 \cdot 1} \\&= \frac{-4 \pm \sqrt{16 - 4}}{2} = \frac{-4 \pm \sqrt{12}}{2} = \frac{-4 \pm 2\sqrt{3}}{2} = -2 \pm \sqrt{3}\end{aligned}$$

This is a good time to use a decimal approximation, since the  $x$ -axis is not usually marked with radicals. So  $-2 + \sqrt{3} \approx -0.3$  and  $-2 - \sqrt{3} \approx -3.7$ . You'll have to estimate those  $x$ -intercepts, but even an estimate will help you line up the graph correctly.

The axis of symmetry for  $y = x^2 + 4x + 1$  is  $x = \frac{-b}{2a} = \frac{-4}{2 \cdot 1} = -2$ , so the parabola will be symmetric across the vertical line  $x = -2$ . Plug  $-2$  into  $y = x^2 + 4x + 1$ , and you find that the  $y$ -coordinate of the vertex is  $y = (-2)^2 + 4(-2) + 1 = 4 - 8 + 1 = -3$ . The vertex is  $(-2, -3)$ .

### EXERCISE

## 9.5

Find the  $x$ - and  $y$ -intercepts of each parabola.

1.  $y = x^2 - 4x + 3$

4.  $y = x^2 - 7x + 12$

2.  $y = x^2 - 4x - 5$

5.  $y = 2x^2 + x - 1$

3.  $y = x^2 + 2x$

Find the axis of symmetry and vertex of each parabola.

6.  $y = x^2 - 8x + 15$

9.  $y = -x^2 + 6x - 7$

7.  $y = x^2 + 4x - 2$

10.  $y = -x^2 + 4x + 7$

8.  $y = 2x^2 - 4x + 3$

## Table of values

Building a table of values is the most fundamental method of drawing the graph of an equation. Choosing values for  $x$  and substituting each one into the equation to find the corresponding value

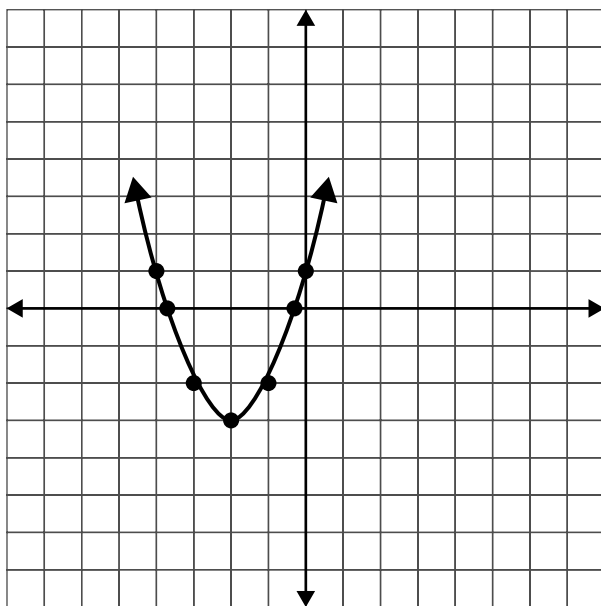
of  $y$  will let you plot enough points to graph any equation. When graphing a quadratic equation (or other nonlinear equation), it's important to make wise choices of  $x$ -values. Finding the axis of symmetry, vertex, and intercepts first will tell you where the interesting part of the graph is so that you can choose  $x$ -values on both sides of the vertex, but not too far away.

In the previous example, we were getting ready to graph  $y = x^2 + 4x + 1$ , and we already had four points on the graph. We knew the approximate values of the two  $x$ -intercepts, we knew the  $y$ -intercept, and we knew the vertex.

$x$	-3.7	-2	-0.3	0
$y$	0	-3	0	1

Choose a few more values for  $x$  on both sides of the vertex to finish your table. Plot the points and connect them with a smooth curve as shown in Figure 9.2.

$x$	-4	-3.7	-3	-2	-1	-0.3	0
$y$	1	0	-2	-3	-2	0	1



**Figure 9.2** The graph of  $y = x^2 + 4x + 1$ .

EXERCISE

**9·6**

Graph each quadratic function. Use the vertex and intercepts to help make a table of values.

1.  $y = 2x^2 - 1$
2.  $y = -x^2 + 8x$
3.  $y = x^2 + 2x - 15$
4.  $y = x^2 - x - 2$
5.  $y = x^2 - 4x + 3$
6.  $y = -x^2 + 2x + 5$
7.  $y = x^2 + 6x + 9$
8.  $y = 4 - x^2$
9.  $y = 2x^2 + x - 1$
10.  $y = x^2 - 9$

*This page intentionally left blank*

# Proportion and variation

•10•

A ratio is a comparison of two numbers by division. The relationship between 10 and 5 or between 26 and 13 can be expressed as ratios:  $10 : 5$  or  $\frac{26}{13}$ , both of which are equal to  $2 : 1$ . A proportion is a statement that two ratios are equal, an equation of the form  $\frac{a}{b} = \frac{c}{d}$ .

## Using ratios and extended ratios

If two quantities are in the ratio  $a : b$ , it's not assured that they are exactly equal to  $a$  and  $b$ , but they are multiples of  $a$  and  $b$ . As a result, you can represent them as  $ax$  and  $bx$  and use those expressions to write an equation about the numbers. If two numbers add to 50 and are in ratio  $3 : 7$ , you can represent the numbers as  $3x$  and  $7x$  and write  $3x + 7x = 50$ . You'll find that  $x = 5$ , so the numbers are  $3 \cdot 5$  and  $7 \cdot 5$ , or 15 and 35.

An extended ratio is a comparison of three or more numbers, usually written in the form  $a : b : c$ . If the measurements of the angles of a triangle are in ratio  $2 : 3 : 5$ , you can represent the measures of the angles by  $2x$ ,  $3x$ , and  $5x$  and add  $2x + 3x + 5x = 180^\circ$ . Once you solve and find  $x = 18^\circ$ , remember to multiply by the appropriate coefficients to find the angle measures:  $2x = 36^\circ$ ,  $3x = 54^\circ$ , and  $5x = 90^\circ$ .

### EXERCISE

## 10·1

*Use ratios to solve each problem.*

1. Find the number of degrees in each angle of a triangle if the angles are in the ratio  $3 : 4 : 5$ .
2. A piece of wood 20 ft long needs to be cut into two pieces that are in ratio  $2 : 3$ . How long should each piece be?
3. Two numbers are in ratio  $8 : 3$  and their difference is 65. Find the numbers.
4. Laura determined that the perfect recipe for her raspberry limeade was to mix raspberry juice and lime juice in a  $5 : 7$  ratio. How much raspberry juice will she need to make 48 oz of the mixture?



5. Three numbers are in ratio 3 : 4 : 8. The sum of the two larger numbers exceeds twice the smallest by 48. Find the numbers.
6. Two numbers are in the ratio 5 : 6. If 8 is added to each of the numbers, they will be in the ratio 7 : 8. Find the numbers.
7. Two numbers are in the ratio 3 : 7. If 1 is added to the smaller number and 7 is added to the larger, they will be in the ratio 1 : 3. Find the numbers.
8. What should be added to both 9 and 29 to produce numbers that are in the ratio 3 : 4?
9. The numerator and denominator of a fraction are in the ratio 2 : 5. If 2 is subtracted from both the numerator and denominator, the resulting fraction is equal to  $\frac{1}{3}$ . Find the original numerator and denominator.
10. The larger of two numbers is 2 more than 3 times the smaller. If 3 is added to the smaller number and 1 is added to the larger, they will then be in the ratio 3 : 7. Find the numbers.

## Solving proportions

Two equal ratios form a proportion. In a proportion like  $10 : 5 = 2 : 1$ , the numbers on the ends, 10 and 1, are called the extremes, and the numbers in the middle, 5 and 2, are called the means.

When the ratios are written as fractions, the proportion is  $\frac{\text{extreme}}{\text{mean}} = \frac{\text{mean}}{\text{extreme}}$ .

In any proportion, the product of the means is equal to the product of the extremes. You can cross multiply to create an equation that you can solve for the missing term of a proportion.

$$\frac{3}{x} = \frac{5}{35}$$

$$5x = 3 \cdot 35 = 105$$

$$x = \frac{105}{5} = 21$$

### EXERCISE

## 10·2

Solve each proportion to find the value of the variable.

$$1. \frac{5}{3} = \frac{7}{x}$$

$$2. \frac{w}{5} = \frac{6}{2}$$

$$3. \frac{9}{15} = \frac{15}{x}$$

$$4. \frac{18}{2.5} = \frac{30}{x}$$

$$5. \frac{4}{x+5} = \frac{3}{x}$$

$$6. \frac{x-7}{2} = \frac{2x-3}{5}$$

$$7. \frac{x}{4} = \frac{16}{x}$$

$$8. \frac{3}{x-4} = \frac{x+4}{3}$$

$$9. \frac{5}{x-12} = \frac{x+12}{5}$$

$$10. \frac{7}{x-3} = \frac{x}{4}$$

# Variation

Variation looks at how quantities change, specifically in relation to one another. There are two basic variation relationships, direct variation and inverse variation, which can be combined in different ways.

## Direct variation

When two quantities vary directly, they increase or decrease together. If 2 hamburgers cost \$3 and 4 hamburgers cost \$6, the total cost of the hamburgers varies directly with the number of hamburgers you buy. If  $y$  varies directly as  $x$ , there is a constant  $k$  such that  $y = kx$ , or  $\frac{y}{x} = k$ . This constant of variation, as it's called, is the ratio of a  $y$ -value to its corresponding  $x$ -value.

If you know that two quantities are directly related, you can plug in known values of  $x$  and  $y$  to find  $k$ , and once you know  $k$ , you can apply the relationship to other values of  $x$  or  $y$ . For example, if  $y$  varies directly as  $x$ , and  $y = 12$  when  $x = 2$ , you can find that  $k = 6$ , either by solving  $12 = k \cdot 2$  or by dividing  $\frac{12}{2} = k$ . Once you know that  $k = 6$ , if you're told that  $x$  has changed to 5, you can determine that  $y = 6 \cdot 5 = 30$ . If you find that  $y$  has changed to 42, you can solve  $42 = 6x$  and see that  $x = 7$ .

### EXERCISE

### 10·3

Use the direct variation equation  $y = kx$  to find  $k$ , and then find the value of the variable requested.

1. If  $y$  varies directly as  $x$  and  $y = 12$  when  $x = 4$ , find  $y$  when  $x = 14$ .
2. If  $y$  varies directly as  $x$  and  $y = 5$  when  $x = 20$ , find  $x$  when  $y = 25$ .
3. If  $t$  varies directly as  $r$  and  $t = 52$  when  $r = 13$ , find  $t$  when  $r = 78$ .
4. If  $a$  varies directly as  $b$  and  $a = 17$  when  $b = 51$ , find  $b$  when  $a = 425$ .
5. If  $y$  varies directly as the square of  $x$  and  $y = 28$  when  $x = 2$ , find  $y$  when  $x = 10$ .
6. The voltage  $V$  in an electric circuit varies directly with the current  $I$  when  $I = 40$  A,  $V = 0.06$  V. Find  $V$  when  $I = 6$  A.
7. The distance covered in a fixed time varies directly with the speed of travel. If you can travel 117 mi at 45 mph, how far will you travel in the same time if you increase your speed to 55 mph?
8. The time that passes between the moment a flash of lightning is seen and the moment a clap of thunder is heard varies directly with the observer's distance from the center of the storm. If 10 s elapse between the lightning and the thunder, the storm is 2 mi away. How far is the storm if 3 s pass between the flash and the sound of thunder?
9. The volume of a gas under a constant pressure varies directly with its temperature. At  $18^\circ\text{C}$ , a gas has a volume of  $152\text{ cm}^3$ . What is the volume when the temperature is  $36^\circ\text{C}$ ?
10. If a car uses 7 gal of gas to travel 119 mi at a certain speed, how far can it travel on 10 gal of gas if it travels at the same speed?

## Inverse variation

Quantities that vary inversely move in opposite directions. When one quantity increases, the other decreases. If  $y$  varies inversely as  $x$ , then there is a constant  $k$  such that  $y = \frac{k}{x}$ , or  $xy = k$ . You can use known values to find  $k$  and then calculate  $x$  or  $y$ , just as you did for direct variation, if you're given the value of the other variable. If  $y$  varies directly with  $x$ , and  $y = 9$  when  $x = 2$ , substituting those values into  $xy = k$  tells you that  $k = 18$ . If  $x$  increases to 6,  $y = \frac{18}{6} = 3$ .

EXERCISE

10•4

Use the inverse variation equation  $y = \frac{k}{x}$  to find  $k$ , and then find the value of the variable requested.

1. If  $y$  varies inversely with  $x$  and  $y = 4$  when  $x = 6$ , find  $y$  when  $x = 8$ .
2. If  $y$  varies inversely with  $x$  and  $y = 8$  when  $x = 4$ , find  $x$  when  $y = 2$ .
3. If  $y$  varies inversely with  $x$  and  $y = 24$  when  $x = 3$ , find  $y$  when  $x = 9$ .
4. If  $r$  varies inversely with  $t$  and  $t = 11$  when  $r = 12$ , find  $t$  when  $r = 3$ .
5. If  $a$  varies inversely with  $b$  and  $a = 54$  when  $b = 10$ , find  $a$  when  $b = 45$ .
6. For a fixed area, the length and width of a rectangle are inversely related. When the length is 12 cm, the width is 9 cm. Find the width when the length is 27 cm.
7. At a fixed temperature, the volume of a certain quantity of gas varies inversely with the pressure. If the volume is 16 in<sup>3</sup> when the pressure is 18 psi, find the pressure that produces a volume of 20 in<sup>3</sup>.
8. The time required to drive a fixed distance varies inversely with speed. If a trip takes 6.5 h at 55 mph, how long will it take if driven at 65 mph?
9. The force of gravity on an object varies inversely with its distance from the center of the earth. The radius of the earth is 6378 km. The International Space Station orbits approximately 350 km above earth, and the force of gravity acting on it is approximately  $2.7 \times 10^{12}$  newtons (N). What would the force of gravity be if the Space Station were on the surface of the earth?
10. The illumination on a surface varies inversely with the square of its distance from a light source. At a distance of 5 ft from the light source, the illumination is 270 foot candles (fc). At what distance from the same light source will the illumination be 750 fc?

## Joint and combined variation

A quantity *varies jointly* with two or more other quantities if it varies directly with their product; that is,  $y$  varies jointly with  $x$  and  $z$  if there is a constant  $k$  such that  $y = kxz$ . If  $x$  is held constant,  $y$  varies directly with  $z$ . If  $z$  is held constant,  $y$  varies directly with  $x$ .

Combined variation occurs when  $y$  varies directly with  $x$  and inversely with  $z$ . The equation for combined variation has the form  $y = \frac{kx}{z}$ . If you hold  $x$  constant,  $y$  will vary inversely with  $z$ . If you hold  $z$  constant,  $y$  will vary directly with  $x$ .

In both joint and combined variation, you can find the value of  $k$  just as you did with direct and inverse variation. Choose the correct equation, plug in the known values, and solve for  $k$ . Then, just as before, if one or more variables change, plug in the new values along with  $k$  and solve for whatever is missing.

EXERCISE

10·5

*Use the appropriate variation equation to find  $k$ , and then find the value of the variable requested.*

1. If  $y$  varies jointly with  $x$  and  $z$ , and  $y = 84$  when  $x = 7$  and  $z = 3$ , find  $y$  when  $x = 9$  and  $z = 5$ .
2. If  $y$  varies jointly with  $x$  and  $z$ , and  $y = 165$  when  $x = 6$  and  $z = 11$ , find  $x$  when  $y = 200$  and  $z = 10$ .
3. If  $y$  varies jointly with  $x$  and  $z$ , and  $y = 3375$  when  $x = 3$  and  $z = 9$ , find  $z$  when  $x = 12$  and  $y = 10,500$ .
4. If  $y$  varies directly with  $x$  and inversely with  $z$ , and  $y = 9$  when  $x = 270$  and  $z = 12$ , find  $y$  when  $x = 100$  and  $z = 8$ .
5. If  $y$  varies directly with  $x$  and inversely with  $z$ , and  $y = 53$  when  $x = 3$  and  $z = 12$ , find  $x$  when  $y = 159$  and  $z = 28$ .
6. If  $y$  varies directly with  $x$  and inversely with  $z$ , and  $y = 4$  when  $x = 8$  and  $z = 14$ , find  $z$  when  $x = 36$  and  $y = 6$ .
7. The volume of a solid varies jointly with the area of its base and its altitude. When the area of the base is  $12 \text{ cm}^2$  and the altitude is  $16 \text{ cm}$ , the volume is  $64 \text{ cm}^3$ . Find the altitude when the volume is  $60 \text{ cm}^3$  and the area of the base is  $9 \text{ cm}^2$ .
8. The gravitational force between two bodies varies directly with the masses of the bodies and inversely with the square of the distance between them. When a  $70\text{-kg}$  person stands on the surface of the earth,  $6378 \text{ km}$  from the center of the earth, the force of gravity is  $686 \text{ N}$ . Find the force of gravity acting on the same person when the person is in a plane  $40,000 \text{ ft}$  (about  $12 \text{ km}$ ) above the surface of the earth.
9. The volume of a gas varies directly with temperature and inversely with pressure. At a temperature of  $450^\circ\text{F}$  and a pressure of  $40 \text{ psi}$ , a gas has a volume of  $10 \text{ ft}^3$ . What is its volume if temperature is reduced to  $440^\circ\text{F}$  and pressure is raised to  $50 \text{ psi}$ ?
10. The electric resistance of a wire varies directly with its length and inversely with the square of its diameter. A wire  $80 \text{ ft}$  long with a diameter of  $\frac{1}{8} \text{ in.}$  has a resistance of  $\frac{1}{2} \text{ ohm.}$  What is the resistance in a piece of the same type of wire that is  $120 \text{ ft}$  long and has a diameter of  $\frac{1}{4} \text{ in.}$ ?

*This page intentionally left blank*

# Rational equations and their graphs



A rational expression is the quotient of two polynomials, and a rational equation is an equation containing rational expressions. Since division by 0 is impossible, the denominator of a quotient can never be 0. The domain of a rational expression is the set of all values of the variable for which the expression is defined, the values that do not make the denominator 0.

## Simplifying rational expressions

The quotient of two polynomials can look very complicated, but just like fractions, rational expressions can often be simplified. When we work with fractions, we often talk about reducing the fraction to lowest terms. That wording is a little bit of a misrepresentation, however. Reducing is making something smaller, and we don't change the value of the fraction at all. We just change the way it looks.

To simplify a rational expression, factor the numerator and the denominator and cancel any factors that appear in both. The rational expression  $\frac{4x^2 - 8x - 21}{8x^2 + 22x + 15}$  looks like it would be difficult to work with, but if you pause for a minute and examine the numerator and denominator separately, you'll see that both factor.

$$\frac{4x^2 - 8x - 21}{8x^2 + 22x + 15} = \frac{(2x - 7)(2x + 3)}{(4x + 5)(2x + 3)}$$

Since both the numerator and the denominator have a factor of  $2x + 3$ , you can think of  $\frac{(2x - 7)(2x + 3)}{(4x + 5)(2x + 3)}$  as  $\frac{2x - 7}{4x + 5} \cdot \frac{2x + 3}{2x + 3} = \frac{2x - 7}{4x + 5} \cdot 1$ , or simply  $\frac{2x - 7}{4x + 5}$ .

### EXERCISE

#### 11.1

Reduce each expression to simplest form.

1.  $\frac{14x + 6}{7x + 3}$

3.  $\frac{a^2 - 49}{a^2 - a - 42}$

2.  $\frac{3x - 6}{9x - 18}$

4.  $\frac{2y^2 - 18y}{y^2 - 18y + 81}$

5.  $\frac{4y+32}{2y^2-128}$

8.  $\frac{x^2-16}{x^2+3x-4}$

6.  $\frac{2x^2+4x-48}{2x^2-32}$

9.  $\frac{x^2+8x+15}{x^2+2x-3}$

7.  $\frac{x^2-4}{5x^2-11x+2}$

10.  $\frac{a^2+2a}{a^2-3a-10}$

## Multiplying rational expressions

The basic rule for multiplying rational expressions is the same as the basic rule for fractions: numerator times numerator and denominator times denominator. Just as with fractions, however, much time and effort can be saved by “canceling,” or simplifying, before multiplying.

To multiply rational expressions:

- Factor all numerators and denominators
- Cancel any factor that appears in both a numerator and a denominator
- Multiply numerator times numerator and denominator times denominator

Multiplying  $\frac{4x^2-2x-30}{4x^2-5x+1} \cdot \frac{4x^2+35x-9}{4x^2-36}$  might look like an unreasonable task, but begin by focusing on numerators and denominators, one by one, and factoring as completely as possible.

$$\frac{4x^2-2x-30}{4x^2-5x+1} \cdot \frac{4x^2+35x-9}{4x^2-36} = \frac{2(2x+5)(x-3)}{(x-1)(4x-1)} \cdot \frac{(x+9)(4x-1)}{4(x+3)(x-3)}$$

Once you’ve factored, you can see that there are factors that appear more than once. Cancel them out, one from a numerator with one from a denominator.

$$\frac{\cancel{2}(2x+5)\cancel{(x-3)}}{(x-1)\cancel{(4x-1)}} \cdot \frac{(x+9)\cancel{(4x-1)}}{2\cancel{(x+3)}\cancel{(x-3)}}$$

What’s left will still require some work to multiply, but it’s much easier than the original problem.

$$\frac{(2x+5)}{(x-1)} \cdot \frac{(x+9)}{2(x+3)} = \frac{2x^2+23x+45}{2x^2+4x-6}$$

### EXERCISE

## 11.2

Multiply the rational expressions and give answers in simplest form.

1.  $\frac{6x-24}{9x+27} \cdot \frac{3x+9}{2x-8}$

3.  $\frac{7x^2-7x}{4x^2} \cdot \frac{4x-12}{x^2-4x+3}$

2.  $\frac{x^2-25}{x^2-x-2} \cdot \frac{x^2+x-6}{x-5}$

4.  $\frac{a^2+a-20}{a^2-16} \cdot \frac{3a^2-27}{a^2+a-6}$

$$5. (25-y^2) \cdot \frac{15-3y}{3y+15}$$

$$8. \frac{6x^2-x-12}{4x^2-9} \cdot \frac{4x+6}{3x+4}$$

$$6. \frac{x^2-4}{3x^2+x^3} \cdot \frac{x^3-x^2-12x}{x^2-2x-8}$$

$$9. \frac{x^2-25}{8x^2} \cdot \frac{4x}{x-5}$$

$$7. \frac{x^2-6x+5}{x-5} \cdot \frac{x-9}{x-1}$$

$$10. \frac{12x^2}{12x-18} \cdot \frac{4x^2-2x-3}{4+8x}$$

## Dividing rational expressions

Take a minute to think about how you divide fractions. In fact, you don't. You multiply by the reciprocal of the divisor. Use the same tactic to divide rational expressions.

To divide rational expressions, invert the divisor and multiply. Factor all the numerators and denominators and cancel where possible.

$$\begin{aligned} \frac{5x-20}{x^2+x-12} \div \frac{x^2-2x-8}{3x+12} &= \frac{5x-20}{x^2+x-12} \cdot \frac{3x+12}{x^2-2x-8} \\ &= \frac{5(x-4)}{(x+4)(x-3)} \cdot \frac{3(x+4)}{(x-4)(x+2)} \\ &= \frac{\cancel{5(x-4)}}{\cancel{(x+4)}(x-3)} \cdot \frac{3\cancel{(x+4)}}{\cancel{(x-4)}(x+2)} \\ &= \frac{5 \cdot 3}{(x-3)(x+2)} = \frac{15}{x^2-x-6} \end{aligned}$$

### EXERCISE

### 11.3

Divide the rational expressions and give the answers in simplest form.

$$1. \frac{81-x^2}{4x+12} \div \frac{9-x}{x+3}$$

$$6. \frac{x^2+18x+81}{x^2-25} \div \frac{x+9}{3x-15}$$

$$2. \frac{x^2-4x}{x^2+2x} \div (x-4)$$

$$7. \frac{x-3}{x+2} \div \frac{x^2+4x-21}{3x+6}$$

$$3. \frac{9x^2}{x^2-16} \div \frac{3x}{x+4}$$

$$8. \frac{x^2-7x+12}{x-1} \div \frac{x^2-16}{x^2-1}$$

$$4. \frac{x^2-x-6}{x^2-4} \div \frac{x^2-x-2}{x-2}$$

$$9. \frac{x^2-3x-10}{x^2-4x+4} \div \frac{x-5}{x-2}$$

$$5. \frac{2t-3}{4} \div \frac{2t^2+t-6}{8t+16}$$

$$10. \frac{y+8}{y-8} \div \frac{y^2-16y+64}{y^2-64}$$



# Adding and subtracting rational expressions

Adding and subtracting rational expressions calls on the same skills as adding and subtracting fractions. If the fractions have different denominators, they must be transformed to have a common denominator. Once the denominators are the same, you add or subtract the numerators, and simplify if possible. When you work with rational expressions, because the numerators and denominators are polynomials, that process becomes a little more complicated, but a step-by-step approach will get the job done.

If the fractions have different denominators, as in  $\frac{5}{x^2-4} - \frac{3}{x^2+x-6}$ ,

- Factor the denominators:  $\frac{5}{(x+2)(x-2)} - \frac{3}{(x+3)(x-2)}$
- Identify any factors common to both denominators, in this case,  $x-2$
- Form the lowest common denominator (LCD) from the product of each factor that is common, used once, and any remaining factors of either denominator, for this problem  $(x-2)(x+2)(x+3)$
- Transform each fraction by multiplying the numerator and denominator by the same quantity (don't worry about multiplying out the denominator yet)

$$\begin{aligned} & \frac{5}{(x+2)(x-2)} \cdot \frac{(x+3)}{(x+3)} - \frac{3}{(x+3)(x-2)} \cdot \frac{(x+2)}{(x+2)} \\ &= \frac{5x+15}{(x-2)(x+2)(x+3)} - \frac{3x+6}{(x-2)(x+2)(x+3)} \end{aligned}$$

When the fractions have common denominators, add or subtract the numerators. For subtraction, use parentheses around the second numerator to avoid sign errors.

$$\frac{5x+15-(3x+6)}{(x-2)(x+2)(x+3)} = \frac{5x+15-3x-6}{(x-2)(x+2)(x+3)} = \frac{2x+9}{(x-2)(x+2)(x+3)}$$

Finally, factor the numerator if possible, and simplify if possible. Multiply out the denominator at the very last.

## EXERCISE

### 11.4

Add or subtract as indicated, and give answers in simplest form.

1.  $\frac{x+2}{3} + \frac{x-3}{2}$

6.  $\frac{4}{x^2-4} + \frac{5}{x+2}$

2.  $\frac{3x-4}{8} - \frac{2x+4}{12}$

7.  $\frac{t^2}{t^2-25} - \frac{3t}{3t-15}$

3.  $\frac{4}{x+1} + \frac{2}{x-2}$

8.  $\frac{5x}{x^2-9} - \frac{5}{x+3}$

4.  $\frac{x}{x-5} + \frac{3}{x+2}$

9.  $\frac{x+2}{3x} + \frac{3x-1}{x-2}$

5.  $\frac{x}{4x-3} - \frac{x}{4}$

10.  $\frac{x+1}{x+5} + \frac{x+2}{x-5}$

$$11. \frac{a}{a^2 - 6a + 9} - \frac{1}{a^2 + 4a - 21}$$

$$14. x + \frac{4}{x^2 - 25} + \frac{3x - 1}{x - 5}$$

$$12. \frac{5x}{x^2 - 5x + 6} + \frac{2}{x - 3} - \frac{6}{x - 2}$$

$$15. \frac{2}{x^2 - x - 6} - \frac{4}{x^2 + 5x + 6} + \frac{3}{x^2 - 9}$$

$$13. \frac{x + 3}{x + 2} + \frac{x - 3}{x - 2} + \frac{x + 6}{x^2 - 4}$$

## Complex fractions

A complex fraction is one that contains fractions within its numerator or denominator or both. There may be one fraction or several fractions in the numerator or denominator or both.

There are two methods for simplifying complex fractions. The first is to focus your attention initially on the numerator and simplify it as completely as possible and then turn to the denominator and simplify that. The final step in this method is to realize that a fraction is actually a division problem, and divide the numerator by the denominator.

To simplify the complex fraction  $\frac{\frac{1}{x} - \frac{1}{2x}}{\frac{2}{y} + \frac{3}{y^2}}$  by this method, first do the subtraction in the numerator:  $\frac{1}{x} - \frac{1}{2x} = \frac{2}{2x} - \frac{1}{2x} = \frac{1}{2x}$ . Next, turn your attention to the denominator and do that addition:  $\frac{2}{y} + \frac{3}{y^2} = \frac{2y}{y^2} + \frac{3}{y^2} = \frac{2y + 3}{y^2}$ . Finally, divide the simplified numerator by the simplified denominator.

$$\frac{1}{2x} \div \frac{2y + 3}{y^2} = \frac{1}{2x} \cdot \frac{y^2}{2y + 3} = \frac{y^2}{4xy + 6x}$$

The second method for simplifying complex fractions is often quicker. Find the LCD for all the fractions contained in the numerator and denominator, and then multiply both the numerator

and the denominator by this LCD. For the complex fraction  $\frac{\frac{1}{x} - \frac{1}{2x}}{\frac{2}{y} + \frac{3}{y^2}}$ , the LCD would be  $2xy^2$ .

Multiply the complex fraction by  $\frac{2xy^2}{2xy^2}$ , distribute, and simplify.

$$\frac{\frac{1}{x} - \frac{1}{2x}}{\frac{2}{y} + \frac{3}{y^2}} \cdot \frac{2xy^2}{2xy^2} = \frac{2\cancel{x}y^2 \left( \frac{1}{\cancel{x}} \right) - 2\cancel{x}y^2 \left( \frac{1}{2\cancel{x}} \right)}{2xy\cancel{y} \left( \frac{2}{\cancel{y}} \right) + 2xy\cancel{y}^2 \left( \frac{3}{\cancel{y}^2} \right)} = \frac{2y^2 - y^2}{4xy + 6x} = \frac{y^2}{4xy + 6x}$$

Simplify each complex fraction.

$$1. \frac{\frac{x+y}{y-x}}{\frac{x-y}{y-x}}$$

$$2. \frac{\frac{1+1}{x-y}}{\frac{1}{xy}}$$

$$3. \frac{6+\frac{3}{2x}}{\frac{1}{16x}-x}$$

$$4. \frac{\frac{x}{x+y}}{1-\frac{x}{x+y}}$$

$$5. \frac{1-\frac{x}{x-y}}{1+\frac{1}{y}}$$

$$6. \frac{\frac{1}{x}-1}{\frac{1}{x}+1}$$

$$7. \frac{x-2-\frac{15}{x}}{x+6+\frac{9}{x}}$$

$$8. \frac{x-4+\frac{3}{x+4}}{x+4+\frac{3}{x-4}}$$

$$9. \frac{\frac{16}{y}-y}{\frac{8}{y^2}+\frac{10}{y}-3}$$

$$10. \frac{6+\frac{5x+2}{x^2-1}}{2+\frac{1}{x-1}}$$

## Solving rational equations

There are two methods for solving rational equations. One uses a property of proportions and the other depends on multiplying through to clear fractions.

### Cross multiplying

In the cross-multiplication method, you simplify the equation until it is two equal fractions, and then you cross multiply. Cross multiplying gives you an equation that you can solve to find the value of the variable. This method works best when the equation is relatively simple. If you use cross multiplying on rational equations with higher-degree polynomials or just a lot of polynomials in the numerators and denominators, you can end up with an equation that's really difficult to solve, and probably extraneous solutions.

- First, concentrate on the left side of the equation. Perform all indicated operations until the left side is a single fraction.

$$\begin{aligned} \frac{-20}{x+4} + 3 &= \frac{5}{x+1} - 2 \\ \frac{-20}{x+4} + \frac{3x+12}{x+4} &= \frac{5}{x+1} - 2 \\ \frac{3x-8}{x+4} &= \frac{5}{x+1} - 2 \end{aligned}$$

- Next concentrate on the right side of the equation. Perform all indicated operations until the right side is a single fraction.

$$\begin{aligned}\frac{3x-8}{x+4} &= \frac{5}{x+1} - 2 \\ \frac{3x-8}{x+4} &= \frac{5}{x+1} - \frac{2x+2}{x+1} \\ \frac{3x-8}{x+4} &= \frac{-2x+3}{x+1}\end{aligned}$$

- Cross multiply and solve the resulting equation.

$$\begin{aligned}\frac{3x-8}{x+4} &= \frac{-2x+3}{x+1} \\ (3x-8)(x+1) &= (x+4)(-2x+3) \\ 3x^2 - 5x - 8 &= -2x^2 - 5x + 12 \\ 5x^2 - 20 &= 0 \\ 5x^2 &= 20 \\ x^2 &= 4 \\ x &= \pm 2\end{aligned}$$

Always check your solutions in the original equation. Extraneous solutions are not unusual, especially since any values that would make one of the denominators equal to 0 are not in the domain of the equation and therefore can't be solutions.

EXERCISE

**11.6**

Solve each of the rational equations by cross multiplying.

1.  $\frac{8}{3x} = 2$

2.  $\frac{4x-6}{x} = 2$

3.  $\frac{x}{2} - \frac{x}{3} = 4$

4.  $\frac{a}{a-5} = \frac{8}{3}$

5.  $\frac{1}{x} + \frac{1}{3x} = 28$

6.  $\frac{5}{x} + \frac{15}{2x} = \frac{5}{4}$

7.  $\frac{2}{x-1} = \frac{3}{x+1}$

8.  $\frac{1}{x} = \frac{1}{x^2-2x}$

9.  $\frac{7t-3}{4} = \frac{5}{2} - \frac{t-3}{4}$

10.  $\frac{3}{2x-8} + \frac{1}{4-x} = \frac{1}{2}$

## Multiplying through by the LCD

The second method for solving rational equations involves clearing, or eliminating, the fractions as quickly as possible. In this method, you multiply every term in the equation by a common

denominator to eliminate all the fractions. In the rational equation  $\frac{1}{x} + 3 = \frac{7}{x}$ , multiplying each term by  $x$  will give you  $1 + 3x = 7$ , a simple equation to solve. Of course, many equations will be more complicated, so proceed step by step.

- Factor each of the denominators.

$$\frac{x+1}{x^2+2x} + \frac{3}{x^2+3x+2} = \frac{x+4}{x^2+x}$$

$$\frac{x+1}{x(x+2)} + \frac{3}{(x+1)(x+2)} = \frac{x+4}{x(x+1)}$$

- Determine the LCD of all the algebraic fractions in the equation. The LCD of  $x(x+2)$ ,  $(x+1)(x+2)$ , and  $x(x+1)$  is  $x(x+2)(x+1)$ .
- Multiply both sides of the equation by the LCD, distributing as necessary.

$$x(x+2)(x+1) \left[ \frac{x+1}{x(x+2)} \right] + x(x+2)(x+1) \left[ \frac{3}{(x+1)(x+2)} \right] = x(x+2)(x+1) \left[ \frac{x+4}{x(x+1)} \right]$$

- Cancel as you multiply, and all denominators should disappear.

$$\cancel{x}(\cancel{x+2})(x+1) \left[ \frac{x+1}{\cancel{x}(\cancel{x+2})} \right] + x(\cancel{x+2})(\cancel{x+1}) \left[ \frac{3}{(\cancel{x+1})(\cancel{x+2})} \right] = \cancel{x}(x+2)(\cancel{x+1}) \left[ \frac{x+4}{\cancel{x}(\cancel{x+1})} \right]$$

$$(x+1)(x+1) + x \cdot 3 = (x+2)(x+4)$$

- Solve the resulting equation, and check your solution.

$$(x+1)(x+1) + x \cdot 3 = (x+2)(x+4)$$

$$x^2 + 2x + 1 + 3x = x^2 + 6x + 8$$

$$5x + 1 = 6x + 8$$

$$-7 = x$$

Check:

$$\frac{x+1}{x^2+2x} + \frac{3}{x^2+3x+2} = \frac{x+4}{x^2+x}$$

$$\frac{-7+1}{49+-14} + \frac{3}{49+-21+2} = \frac{-7+4}{49+-7}$$

$$\frac{-6}{35} + \frac{3}{30} = \frac{-3}{42}$$

$$\frac{-36}{210} + \frac{21}{210} = \frac{-15}{210}$$

Solve each rational equation by multiplying through by the LCD.

$$1. \frac{2}{x} + \frac{3}{x-1} = \frac{3}{2}$$

$$2. \frac{x+2}{6} - \frac{2x+2}{2x+1} = \frac{2x+7}{12}$$

$$3. \frac{7}{x-3} + \frac{5}{3-x} = \frac{2}{3}$$

$$4. \frac{x-3}{x+1} + \frac{1}{x-1} = 1$$

$$5. \frac{6x}{x-3} - \frac{15}{2x-6} = \frac{3}{2}$$

$$6. \frac{5}{y+4} - \frac{y}{3y+12} = \frac{-20}{3}$$

$$7. \frac{3}{x-5} + \frac{17}{20-4x} = \frac{5}{8}$$

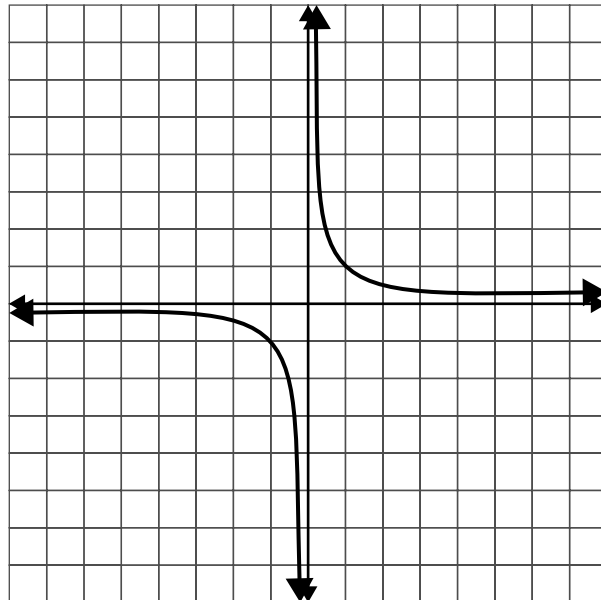
$$8. \frac{1}{x-5} - \frac{5}{3x+15} = \frac{8}{x^2-25}$$

$$9. \frac{5}{x+5} - \frac{3}{x+8} = \frac{7}{x^2+13x+40}$$

$$10. \frac{5}{x+6} - \frac{7x-3}{3x^2+17x-6} = \frac{3}{3x-1}$$

## Graphing rational functions

The graphs of rational functions are often discontinuous—that is, the graph is in two or more pieces—because the function is undefined for any value that makes the denominator equal to 0. Simple rational functions have a characteristic two-wing shape called a hyperbola as shown in Figure 11.1, but more complicated rational functions have various graphs. You'll want to make a table of values; there are a few tips that can help you choose useful  $x$ -values.



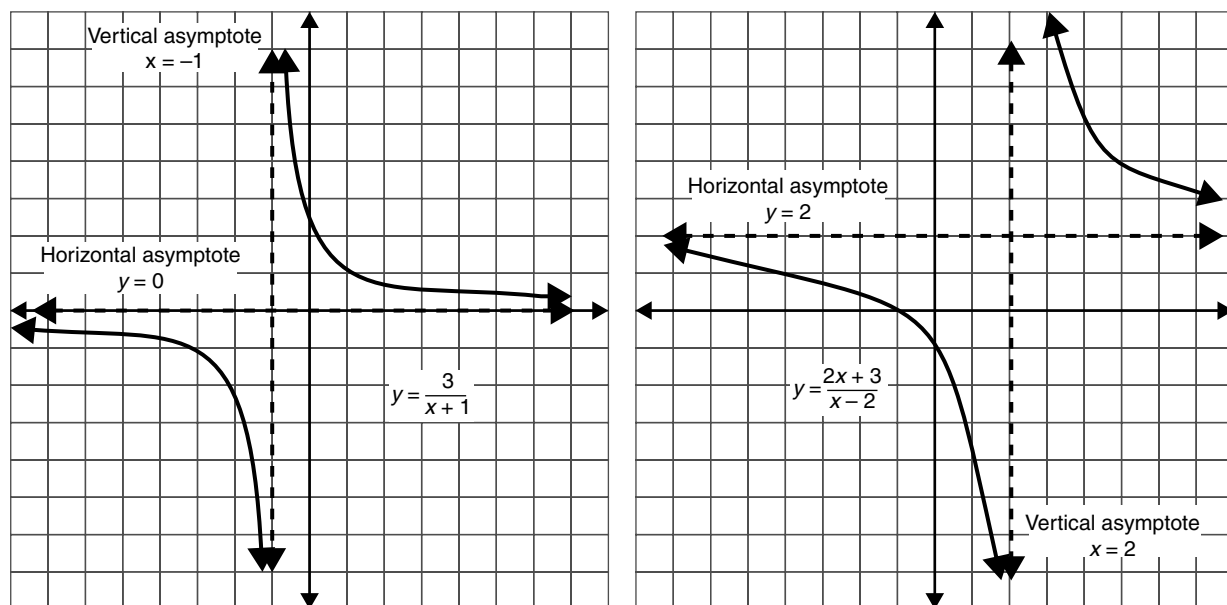
**Figure 11.1** The graph of a simple rational function.

## Vertical asymptotes

An asymptote is a line that is not part of the graph, but one that the graph approaches closely. When the graph gets close to the vertical asymptote, it curves either upward or downward very steeply so that it looks almost vertical itself. Remember that the graph can get very close to the asymptote but can't touch it.

Vertical asymptotes occur at many of the values of  $x$  for which the function is undefined, so before you begin to build a table of values, find the value(s) of  $x$  that would make the denominator equal to 0. These will be discontinuities, or breaks, in the graph, and you can expect that as you get near these  $x$ -values, the  $y$ -values will become very large (positive) or very small (negative).

Choose  $x$ -values on both sides of the vertical asymptotes. The function  $y = \frac{3}{x+1}$  has a vertical asymptote of  $x = -1$  and  $y = \frac{2x+3}{x-2}$  has a vertical asymptote of  $x = 2$  as shown in Figure 11.2.



**Figure 11.2** Graphs of  $y = \frac{3}{x+1}$  and  $y = \frac{2x+3}{x-2}$ .

## Horizontal asymptotes

Horizontal asymptotes, like vertical asymptotes, are not actually part of the graph, but they are lines that the left and right ends of the graph approach closely. The graphs of simple rationals often flatten out on the ends, so these asymptotes are often horizontal lines.

If the degree of the numerator is less than the degree of the denominator, as in  $y = \frac{3}{x+1}$ , the horizontal asymptote will be  $y = 0$ . If the degree of the numerator and denominator are the same, as in  $y = \frac{2x+3}{x-2}$ , divide the lead coefficients to find the horizontal asymptote. The horizontal asymptote for  $y = \frac{2x+3}{x-2}$  is  $y = 2$ .

Drawing the vertical and horizontal asymptotes as dotted lines before you begin graphing will help you locate the graph.

Graph each rational function. Sketch the vertical and horizontal asymptotes first.

1.  $y = \frac{1}{x}$

2.  $y = \frac{1}{x-2}$

3.  $y = \frac{1}{x+3}$

4.  $y = \frac{2}{x}$

5.  $y = \frac{-1}{x}$

6.  $y = \frac{-3}{x+4}$

7.  $y = \frac{3x-5}{x-2}$

8.  $y = \frac{-(x+3)}{x+5}$

9.  $y = \frac{x}{2x-1}$

10.  $y = \frac{8x-1}{4x+6}$

## Work problems

Problems that deal with how long it takes two people (or two machines) to do a job while working together can be organized much the same way as the mixture problems you saw earlier, if you know one little trick. As soon as you are told how long it takes someone to do the job, express the part of the job they can do in one unit of time—1 min, 1 h, 1 day, whatever.

Suppose George can do the job in 2 h and Harry can do it in 3 h. How long will it take them to do it working together? You want to set up a table as you did with the other problems, but it will look like this.

	Part of the job done in 1 h	Number of hours	Whole job
George	$\frac{1}{2}$	2	1
Harry	$\frac{1}{3}$	3	1
Together	$\frac{1}{x}$	$x$	1

The part of the job done in 1 h, times the number of hours, will always equal 1. Your equation comes not from adding the hours, but from adding the part of the job done in an hour.

$$\begin{aligned}\frac{1}{2} + \frac{1}{3} &= \frac{1}{x} \\ 6x \left( \frac{1}{2} + \frac{1}{3} \right) &= \left( \frac{1}{x} \right) 6x \\ 3x + 2x &= 6 \\ 5x &= 6 \\ x &= \frac{6}{5} = 1\frac{1}{5}\end{aligned}$$

It will take  $1\frac{1}{5}$  hours, or 1 h and 12 min, for them to do the job together.



*Solve each problem and check your answer.*

1. Marilina can mow the lawn in 3 h, and Jeanne can mow the same lawn in 5 h. How long will it take to mow the lawn if they work together? (You can assume they have two lawnmowers.)
2. If the hot water tap is opened fully, it will fill the sink in 6 min. The cold water tap, fully open, can fill the same sink in 4 min. How long will it take to fill the sink if both taps are fully open?
3. Two machines in the school office can print final exams. The larger machine can print all the necessary exams in 12 h, but the smaller one would need 36 h to do the same job. How long will it take to print all the necessary exams if both machines are used?
4. Carrie can weed her vegetable garden in 2 h, and her younger brother, Andy, can do the same job in 4 h. How long will it take them to weed the garden if they work together?
5. Mr. Santiago can paint the living room in  $2\frac{1}{2}$  h, but if Ana helps him, they can get the job done in 90 min. How long would it take Ana to paint the room by herself?
6. Elena can complete a quilt in 6 mon, but if she and her mother work on it together, they can complete it in 2 mon. How long would it take Elena's mom to complete the quilt by herself?
7. Every year, Mr. Song has to produce an annual report that fills many, many pages. If he types it himself, it takes him a week. If he gives it to his administrative assistant to type, she can do it in 3 days. How long will it take to get the annual report typed if both of them work on it?
8. If the drain pipe in the pool is opened, the pool will drain in 8 h. If, in addition to opening the drain, a pump is set up to put water out, the pool will be emptied in 5 h. How long would it take the pump, working alone, to empty the pool?
9. Alicia takes 6 h longer than David to complete a project. Working together, they can complete the project in 7.2 h. How long would it take Alicia to complete the project alone?
10. It takes Ron twice as long to mow his lawn with a push mower as it takes him to mow it with a power mower. He starts working with the power mower but after 45 min, he runs out of gas and has to finish the job with the push mower. It takes him an additional 45 min to finish the job with the push mower. How long would it have taken Ron to mow the entire lawn with the power mower?

# Exponential growth and decay

12

An exponent is shorthand for expressing repeated multiplication. When an unknown number is multiplied repeatedly, you get a power of a variable, like  $x^5$ , and those powers combine into polynomials. When a number is used as a factor an unknown or variable number of times, the resulting power has the variable in the exponent position, like  $5^x$ . Exponential functions are functions of the form  $y = ab^x$ , where  $a$  and  $b$  are constants and  $b$  is greater than 0. Notice that the variable appears in the exponent position.

## Compound interest

When you invest a sum of money, you expect that you'll get your money back plus an additional amount, called interest. If you borrow money, you expect to repay the loan plus interest. The amount originally invested or borrowed is the principal, and the amount of interest earned or paid is determined by finding a percentage of the principal.

The interest paid on a loan or an investment can be calculated either as simple or compound interest. Simple interest is a one-time calculation: the amount loaned or invested times the interest rate per year times the number of years, or  $I = Prt$ . Compound interest is calculated at regular intervals—annually, semiannually, quarterly, monthly, or daily—and the interest for that period is added to the principal, and then earns interest along with the principal. If you invest \$1000 at 5% per year for 2 years, simple interest would be  $I = 1000 \times 0.05 \times 2 = \$100$ , for a total of \$1100. If you invest the same \$1000 at 5% per year for 2 years compounded annually, interest would be calculated at the end of the first year:  $I = 1000 \times 0.05 \times 1 = \$50$ , and that \$50 would be added to the original \$1000. The interest for the second year would be calculated on \$1050:  $I = 1050 \times 0.05 \times 1 = \$52.50$ . After 2 years you will have earned \$102.50 for a total of \$1102.50.

After the first year, you had your original \$1000 plus 5%, or 105%, of your original investment. After 2 years, you had 105% of 105% of your original investment, or  $\$1000(1.05)^2$ . When interest is compounded annually, the total value of the investment is  $A = P(1+r)^t$ , where  $P$  is the principal or original investment,  $r$  is the rate of interest per year (converted to a decimal), and  $t$  is the number of years.

If the interest is compounded more than once a year, you don't get the whole year's worth of interest at every interval. Instead, the annual rate is divided by the number of times per year the calculation is done. While this might look like it

would reduce the interest, remember that interest will be compounded more frequently and each time it is compounded, the amount of money earning interest grows.

For compound interest, use the formula  $A = P\left(1 + \frac{r}{n}\right)^{nt}$ , where  $P$  is the principal or original investment,  $r$  is the rate of interest per year (converted to a decimal),  $n$  is the number of times per year interest is compounded, and  $t$  is the number of years.

EXERCISE

12·1

Calculate the value of each investment after the specified time, when invested as described.

1. An investment of \$5000, at 3% per year, compounded annually, for 2 years
2. An investment of \$10,000, at 8% per year, compounded semiannually, for 5 years
3. An investment of \$2000, at 4% per year, compounded quarterly, for 10 years
4. An investment of \$2500, at 5% per year, compounded monthly, for 4 years
5. An investment of \$100,000, at 10% per year, compounded quarterly, for 12 years
6. An investment of \$4000, at 5.5% per year, compounded monthly, for 8 years
7. An investment of \$7500, at 2.5% per year, compounded semiannually, for 5 years
8. An investment of \$3000, at 9% per year, compounded annually, for 8 years
9. An investment of \$15,000, at 12% per year, compounded quarterly, for 6 years
10. An investment of \$25,000, at 6% per year, compounded annually, for 15 years

## Exponential growth and decay

Compound interest is a common example of exponential growth. The principal amount grows over time because it's multiplied by powers of  $1+r$  or  $1+\frac{r}{n}$ . When the base of a power is greater than 1, the power will grow as the exponent increases, so equations of the form  $y = ab^x$  represent exponential growth when  $b$  is greater than 1.

In contrast, when  $b$  is less than 1 but greater than 0, the equation represents exponential decay, a decreasing quantity. If the amount of math George knows decreases 2% per week over summer vacation, after 1 week he'll know 98% (or  $1 - 0.02$ ) of what he knew the week before. After 3 weeks, he'll know 98% of 98% of 98%, or  $(1 - 0.02)^3$ . When the rate of increase or decrease is given, it may be helpful to rewrite the equation as  $y = a(1+r)^x$  for increase or  $y = a(1-r)^x$  for decrease.

Tell whether each equation represents exponential growth or exponential decay.

1.  $y = 400(1 + 0.03)^x$

4.  $y = 950\left(\frac{7}{3}\right)^x$

2.  $y = 30,000(1 - 0.01)^x$

5.  $y = 2.05(0.6)^x$

3.  $y = 42\left(\frac{3}{5}\right)^x$

Identify each situation as growth or decay, and evaluate the result.

6. A colony of bacteria is created with 200 bacteria, and the population doubles every hour. Find the population 1 day (24 h) later.
7. A patient is given an injection of 250 mg of a drug. Each hour, as the body metabolizes the drug, the level in the bloodstream is reduced by 20%. What is the level in the bloodstream 4 h later?
8. A city had a population of 250,000 in 2008, and the population was increasing by 11% per year. What would the population be in 2012?
9. A new car is purchased for \$24,000. The car depreciates (loses value) at 12% per year. How much is the car worth 3 years later?
10. A county had 45,000 acres of forested land in 1996, but that acreage was decreasing at 5% per year. How many acres of forested land remained in the county in 2000?

## Graphing the exponential functions

Graphs of exponential functions have a characteristic shape, almost flat on one end and very steep on the other. The flat end approaches a horizontal asymptote, a horizontal line that the graph comes very close to but doesn't touch. The graph of an exponential growth rises sharply on the right and approaches a horizontal asymptote on the left. Exponential decay graphs are reflected, reversed left to right, so they're falling steeply from left to right and flattening out on the right end (see Figure 12.1).

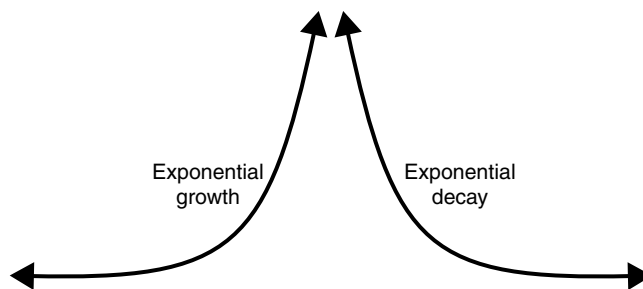


Figure 12.1 Exponential growth and decay.

Plotting a few key points can help you shape the graph of an exponential equation. Always look for the  $y$ -intercept. If  $y = ab^x$ , when  $x = 0$ ,  $b^0 = 1$ , so the  $y$ -intercept will be  $a$ . Plugging in 1 and  $-1$  for  $x$  will give you two more points that will easily set the shape:  $(1, ab)$  and  $\left(-1, \frac{a}{b}\right)$ . The graph of  $y = 3(2)^x$  has a  $y$ -intercept of  $(0, 3)$  and passes through the points  $(1, 6)$  and  $\left(-1, \frac{3}{2}\right)$  as shown in Figure 12.2.

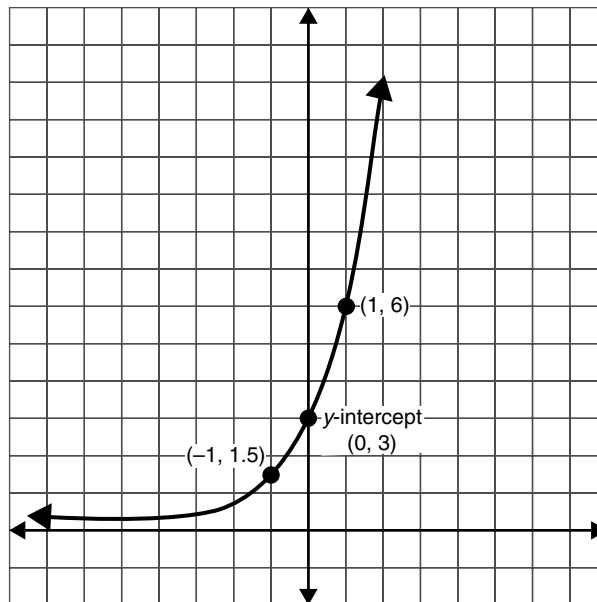


Figure 12.2 Graph of exponential growth.

EXERCISE

12.3

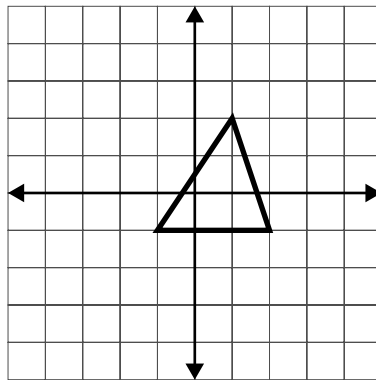
Graph each exponential function by making a table of values and plotting points.

1.  $y = 2(1.5)^x$
2.  $y = 4(.75)^x$
3.  $y = 2^x$
4.  $y = \left(\frac{1}{3}\right)^x$
5.  $y = 3(2)^x$
6.  $y = -1(3)^x$
7.  $y = 3\left(\frac{1}{2}\right)^x - 1$
8.  $y = -2(1.5)^x + 4$
9.  $y = 5(.9)^x + 2$
10.  $y = 10(1.1)^x - 3$

# Matrix algebra

In mathematics, a matrix is a rectangular arrangement of numbers. On the coordinate plane shown in Figure 13.1, the triangle has vertices at the points (1, 2), (-1, -1), and (2, -1). It can be represented by the matrix

$$\begin{bmatrix} 1 & -1 & 2 \\ 2 & -1 & -1 \end{bmatrix}$$



**Figure 13.1** The vertices of a triangle can be organized in a matrix.

Numbers are often organized into matrices because they represent similar pieces of information or because the same calculation must be performed on all of them. Matrices are generally enclosed in square brackets, although sometimes other enclosures are used. Any rectangular arrangement may be considered a matrix, even if it is not enclosed (see Figure 13.2).

$$\begin{bmatrix} 2 & 8 & 3 & 6 & 1 \\ 8 & 4 & 2 & 6 & 5 \end{bmatrix} \quad \begin{matrix} 4 & 7 & 2 \\ 9 & 8 & 4 \\ 1 & 0 & 9 \end{matrix}$$
$$\begin{pmatrix} 1 & 0 \\ 5 & -1 \end{pmatrix} \quad \begin{array}{|c|c|} \hline 3 & 7 \\ \hline 6 & 9 \\ \hline 2 & 5 \\ \hline \end{array}$$

**Figure 13.2** Matrices can be written in different formats.

# Rows and columns

The matrix as a whole can be named by a single capital letter, and the individual numbers within

the matrix are called elements. We can say  $A = \begin{bmatrix} 4 & 7 & 2 \\ 9 & 8 & 4 \\ 1 & 0 & 9 \end{bmatrix}$  or  $M = \begin{bmatrix} 1 & 0 \\ 5 & -1 \end{bmatrix}$ . Every matrix is organized into rows, which are horizontal lines of elements, and columns, which are vertical stacks

of numbers. The matrix  $\begin{bmatrix} 2 & 8 & 3 & 6 & 1 \\ 8 & 4 & 2 & 6 & 5 \end{bmatrix}$  has two rows, each containing five elements. The ma-

trix  $\begin{bmatrix} 3 & 7 \\ 6 & 9 \\ 2 & 5 \end{bmatrix}$  has three rows, each containing two elements. The matrix  $\begin{bmatrix} 2 & 8 & 3 & 6 & 1 \\ 8 & 4 & 2 & 6 & 5 \end{bmatrix}$  has five

columns of two elements, and the matrix  $\begin{bmatrix} 3 & 7 \\ 6 & 9 \\ 2 & 2 \end{bmatrix}$  has two columns of three elements.

The dimension, or order, of a matrix is a description of its size, giving first the number of rows and then the number of columns. The matrix  $\begin{bmatrix} 2 & 8 & 3 & 6 & 1 \\ 8 & 4 & 2 & 6 & 5 \end{bmatrix}$  is a  $2 \times 5$  matrix, meaning

that it has two rows and five columns. Because the matrix  $\begin{bmatrix} 3 & 7 \\ 6 & 9 \\ 2 & 5 \end{bmatrix}$  has three rows and two col-

umns, we say its dimension is  $3 \times 2$ . Matrix  $A = \begin{bmatrix} 4 & 7 & 2 \\ 9 & 8 & 4 \\ 1 & 0 & 9 \end{bmatrix}$  has three rows and three columns, so

it has dimension, or order,  $3 \times 3$ . Because the number of rows and columns are the same in matrix  $A$ , we say that matrix  $A$  is square. Matrix  $M = \begin{bmatrix} 1 & 0 \\ 5 & -1 \end{bmatrix}$  is also a square matrix and its dimension is  $2 \times 2$ .

A matrix with only one row is called a row matrix and a matrix with only one column is called a column matrix. Row matrices and column matrices are sometimes referred to as vectors.

Although the purpose of grouping elements into a matrix is generally to allow repetitive calculations to be performed in one operation, there are times when we want to refer to one specific element of the matrix. To do this, we indicate the row and column in which the element sits.

If we wanted to point out the 4 in the matrix  $M = \begin{bmatrix} 2 & 8 & 3 & 6 & 7 \\ 8 & 2 & 4 & 6 & 5 \end{bmatrix}$ , we would talk about  $m(2,3)$ .

The lowercase  $m$  indicates that we're talking about an element of matrix  $M$ , the 2 indicates the row, and the 3 denotes the column. The element at the intersection of the second row and the third column is 4, so we write  $m(2,3)=4$ . If instead we refer to  $m(1,5)$ , we indicate the 7 in

the first row, fifth column. To refer to the 5 in  $B = \begin{bmatrix} 1 & 0 \\ 5 & -1 \end{bmatrix}$ , we could write  $b(2,1)=5$ .

Give the dimension of each matrix.

1.  $\begin{bmatrix} 9 & 7 & 3 & 9 \\ 5 & 3 & 2 & 0 \end{bmatrix}$

4.  $\begin{bmatrix} 4 \\ 6 \end{bmatrix}$

2.  $[1 \ 0 \ 2 \ 9]$

5.  $\begin{bmatrix} 1 & 0 & 0 \\ 0 & 1 & 0 \\ 0 & 0 & 1 \end{bmatrix}$

3.  $\begin{bmatrix} -1 & 9 \\ -6 & -4 \\ 7 & 0 \end{bmatrix}$

If  $B = \begin{bmatrix} 6 & 3 & 9 \\ 0 & 1 & 5 \\ 4 & 2 & 8 \end{bmatrix}$ , identify

6.  $b(1, 3)$
7.  $b(3, 2)$
8.  $b(2, 3)$
9.  $b(1, 1)$
10.  $b(2, 1)$
11. A small sporting goods shop keeps records of the types of purchases made by its customers. These records are organized into categories of equipment, clothing, accessories, and books, and then each category is divided by sport. Organize the records from a typical day, below, into a matrix.

Equipment: 24 tennis, 15 golf, 2 volleyball, 7 softball, 3 basketball

Clothing: 5 tennis, 2 golf, 1 basketball, 2 softball

Accessories: 3 golf, 1 volleyball, 5 softball

Books: 2 tennis, 12 golf, 1 basketball

## Addition and subtraction

The sporting goods store mentioned in the last section would certainly want to combine the information gathered on one day with information from other days to see total sales for a week, a month, a quarter, or a year. This could be accomplished by adding the individual numbers, but entering the information into matrices, as you did in the exercise, can simplify the process. With the aid of calculators or computers, the computation is streamlined, becoming one operation rather than many, but even if the work must be done manually, the matrix structure clarifies the task and helps to prevent errors.



Matrices to be added or subtracted must be of the same order. Only matrices with identical dimensions can be added or subtracted. If the sizes of the matrices are not the same, the addition or subtraction cannot be performed.

Logically, it is also important to consider what the matrices represent. It would make little sense to add a matrix showing sales of sporting goods to a matrix containing calorie counts. What could the total possibly represent? Even if the differences between the matrices are not so dramatic, care must be taken to assure that the calculation is sensible.

If two matrices have the same dimension, they can be added by simply adding the corresponding elements. In symbolic terms, if we want to add matrix  $A$  to matrix  $B$  and the matrices have the same dimension, we add  $a(1, 1) + b(1, 1)$ ,  $a(1, 2) + b(1, 2)$ , and so on. If the matrices did not have the same dimension, some elements would not have partners, and it would be impossible to complete the addition properly.

To add the matrix  $\begin{bmatrix} 8 & 6 & 2 & 9 \\ 7 & 1 & 5 & 0 \end{bmatrix}$  to the matrix  $\begin{bmatrix} 9 & 3 & 7 & 2 \\ 0 & 4 & 1 & 8 \end{bmatrix}$ , we create a new matrix of the same dimension, and fill it with the sums of the corresponding elements.

$$\begin{bmatrix} 8 & 6 & 2 & 9 \\ 7 & 1 & 5 & 0 \end{bmatrix} + \begin{bmatrix} 9 & 3 & 7 & 2 \\ 0 & 4 & 1 & 8 \end{bmatrix} = \begin{bmatrix} 8+9 & 6+3 & 2+7 & 9+2 \\ 7+0 & 1+4 & 5+1 & 0+8 \end{bmatrix} = \begin{bmatrix} 17 & 9 & 9 & 11 \\ 7 & 5 & 6 & 8 \end{bmatrix}$$

$$\text{If } A = \begin{bmatrix} -1 & 3 \\ 5 & 0 \\ 2 & -5 \end{bmatrix} \text{ and } B = \begin{bmatrix} 4 & -3 \\ -2 & 1 \\ -4 & 5 \end{bmatrix}, \text{ then } A+B = \begin{bmatrix} -1+4 & 3+(-3) \\ 5+(-2) & 0+1 \\ 2+(-4) & -5+5 \end{bmatrix} = \begin{bmatrix} 3 & 0 \\ 0 & 1 \\ -2 & 0 \end{bmatrix}$$

The process of subtracting matrices is similar to that of adding matrices. Matrices must be of the same dimension, and corresponding elements are subtracted. To subtract the matrix  $\begin{bmatrix} 8 & 6 & 2 & 9 \\ 7 & 1 & 5 & 0 \end{bmatrix}$  from the matrix  $\begin{bmatrix} 9 & 3 & 7 & 2 \\ 0 & 4 & 1 & 8 \end{bmatrix}$ , form a new matrix of the same dimension and fill it with the differences of the corresponding elements.

$$\begin{bmatrix} 8 & 6 & 2 & 9 \\ 7 & 1 & 5 & 0 \end{bmatrix} - \begin{bmatrix} 9 & 3 & 7 & 2 \\ 0 & 4 & 1 & 8 \end{bmatrix} = \begin{bmatrix} 8-9 & 6-3 & 2-7 & 9-2 \\ 7-0 & 1-4 & 5-1 & 0-8 \end{bmatrix} = \begin{bmatrix} -1 & 3 & -5 & 7 \\ 7 & -3 & 4 & -8 \end{bmatrix}$$

Just as in standard arithmetic, order is significant in subtraction. You know that  $7 - 3 \neq 3 - 7$ . The first equals 4, while the second gives  $-4$ . Similarly, the result of  $\begin{bmatrix} 8 & 6 & 2 & 9 \\ 7 & 1 & 5 & 0 \end{bmatrix} - \begin{bmatrix} 9 & 3 & 7 & 2 \\ 0 & 4 & 1 & 8 \end{bmatrix}$  is

not the same as  $\begin{bmatrix} 9 & 3 & 7 & 2 \\ 0 & 4 & 1 & 8 \end{bmatrix} - \begin{bmatrix} 8 & 6 & 2 & 9 \\ 7 & 1 & 5 & 0 \end{bmatrix}$ .

$$\begin{bmatrix} 9 & 3 & 7 & 2 \\ 0 & 4 & 1 & 8 \end{bmatrix} - \begin{bmatrix} 8 & 6 & 2 & 9 \\ 7 & 1 & 5 & 0 \end{bmatrix} = \begin{bmatrix} 9-8 & 3-6 & 7-2 & 2-9 \\ 0-7 & 4-1 & 2-5 & 8-0 \end{bmatrix} = \begin{bmatrix} 1 & -3 & 5 & -7 \\ -7 & 3 & -3 & 8 \end{bmatrix}$$

Changing the order of subtraction changed the sign of each element in the final matrix.

When you learned to subtract integers, you probably were taught to “add the opposite” or to “change the sign and add.” These rules told you, for example, that  $7 - (-3) = 7 + (+3)$ . When subtracting matrices, you can apply a similar rule.

$$\text{If } A = \begin{bmatrix} -1 & 3 \\ 5 & 0 \\ 2 & -5 \end{bmatrix} \text{ and } B = \begin{bmatrix} 4 & -3 \\ -2 & 1 \\ -4 & 5 \end{bmatrix}, \text{ then } A - B = \begin{bmatrix} -1 & 3 \\ 5 & 0 \\ 2 & -5 \end{bmatrix} - \begin{bmatrix} 4 & -3 \\ -2 & 1 \\ -4 & 5 \end{bmatrix} \text{ and the difference}$$

can be found by subtracting the corresponding elements. If it is more convenient, however, the

problem can be expressed as  $\begin{bmatrix} -1 & 3 \\ 5 & 0 \\ 2 & -5 \end{bmatrix} + \begin{bmatrix} -4 & 3 \\ 2 & -1 \\ 4 & -5 \end{bmatrix}$ . Each element of the second matrix has been

changed to its opposite, and you add instead of subtracting. Only the second matrix, the one following the minus sign, is changed.

$$A - B = \begin{bmatrix} -1 & 3 \\ 5 & 0 \\ 2 & -5 \end{bmatrix} - \begin{bmatrix} 4 & -3 \\ -2 & 1 \\ -4 & 5 \end{bmatrix} = \begin{bmatrix} -1-4 & 3-(-3) \\ 5-(-2) & 0-1 \\ 2-(-4) & -5-5 \end{bmatrix} = \begin{bmatrix} -5 & 6 \\ 7 & -1 \\ 6 & -10 \end{bmatrix}$$

or

$$\begin{bmatrix} -1 & 3 \\ 5 & 0 \\ 2 & -5 \end{bmatrix} + \begin{bmatrix} -4 & 3 \\ 2 & -1 \\ 4 & -5 \end{bmatrix} = \begin{bmatrix} -1+(-4) & 3+3 \\ 5+2 & 0+(-1) \\ 2+4 & -5+(-5) \end{bmatrix} = \begin{bmatrix} -5 & 6 \\ 7 & -1 \\ 6 & -10 \end{bmatrix}$$

When matrix addition or subtraction is used in applications, it is important to be certain that the matrices are organized in ways that assure that the operation is sensible. Attempting to add the matrix

	Tennis	Golf	Volleyball	Softball	Basketball
Equipment	23	15	2	7	3
Clothing	5	2	0	2	1
Accessories	0	3	1	5	0
Books	2	12	0	0	1

to the matrix

	Tennis	Golf	Volleyball	Softball	Basketball
Accessories	16	7	8	11	3
Books	5	0	7	3	8
Clothing	18	0	28	8	3
Equipment	4	6	0	0	1

would produce numbers with little meaning, since the categories appear in different orders in each matrix. One of the matrices should first be reorganized so that corresponding elements represent like quantities.

The need for matching dimensions becomes clearer when we see the matrices in context. If we tried to add the matrix

	Tennis	Golf	Volleyball	Softball	Basketball
Equipment	23	15	2	7	3
Clothing	5	2	0	2	1
Accessories	0	3	1	5	0
Books	2	12	0	0	1

to the matrix

	Tennis	Golf	Volleyball	Softball
Equipment	18	13	0	9
Clothing	0	4	8	7
Accessories	3	0	11	15
Books	1	9	2	4

someone looking at the result would have no way to know that the Basketball column represented only 1 day of sales while the other columns represented 2 days.

EXERCISE

13·2

Add, if possible.

1.  $\begin{bmatrix} 5 & 3 \\ 2 & 7 \end{bmatrix} + \begin{bmatrix} 1 & 8 \\ 5 & 3 \end{bmatrix}$

2.  $\begin{bmatrix} 2 & -1 & 9 \\ 4 & -2 & 6 \end{bmatrix} + \begin{bmatrix} -1 & 4 & 6 \\ 5 & 3 & -9 \end{bmatrix}$

3.  $[9 \ 8 \ 3 \ 6 \ 2 \ 6 \ 0] + [1 \ -2 \ 5 \ -3 \ 0 \ 4 \ 3]$

4.  $\begin{bmatrix} 2 & 4 & 5 & 2 & 7 \\ 4 & 8 & 4 & 3 & 2 \\ 9 & 7 & 5 & 7 & 0 \end{bmatrix} + \begin{bmatrix} 3 & 2 & 5 & 7 \\ 4 & 8 & 0 & 4 \\ 3 & -5 & 8 & -4 \end{bmatrix}$

5.  $\begin{bmatrix} 1 \\ 5 \\ 1 \\ 2 \end{bmatrix} + \begin{bmatrix} 3 \\ 5 \\ 1 \\ 3 \end{bmatrix}$

Subtract, if possible.

6.  $\begin{bmatrix} 7.24 & 6.83 & 4.81 & 9.33 \\ 5.39 & 7.48 & 3.82 & 7.29 \end{bmatrix} - \begin{bmatrix} 6.23 & 2.71 & 1.77 & 7.21 \\ 1.03 & 3.28 & 0.28 & 7.01 \end{bmatrix}$

$$7. \begin{bmatrix} 16 & 8 & 9 \\ 7 & 14 & 6 \\ 3 & 23 & 15 \end{bmatrix} - \begin{bmatrix} 8 & 3 & 5 \\ 2 & 11 & 3 \\ 0 & 15 & 7 \end{bmatrix}$$

$$8. [3 \ 8 \ 6] - \begin{bmatrix} 2 \\ 0 \\ 1 \end{bmatrix}$$

$$9. \begin{bmatrix} 2 & -8 \\ -9 & 6 \\ 0 & 3 \end{bmatrix} - \begin{bmatrix} 8 & -3 \\ 7 & 4 \\ -1 & 9 \end{bmatrix}$$

$$10. \begin{bmatrix} \frac{3}{4} \\ \frac{5}{6} \end{bmatrix} - \begin{bmatrix} \frac{1}{4} \\ \frac{1}{6} \end{bmatrix}$$

11. A small investment club divides its funds among five stocks. The matrices below show the dividends each stock paid during each of the four quarters last year. Use matrix addition to find the total earnings of each stock last year.

	A	B	C	D	E
1st	[.03	.19	.23	.01	.09]

	A	B	C	D	E
2nd	[.04	.17	.21	.03	.07]

	A	B	C	D	E
3rd	[.05	.17	.19	.04	.11]

	A	B	C	D	E
4th	[.04	.22	.17	.03	.06]

12. The matrices below show the prices at which the investment club bought its stocks and the prices at which it sold them at the end of its investment term. Use matrix subtraction to determine the profit or loss on each stock.

	A	B	C	D	E
Buy	[3.14	2.81	4.82	2.56	1.01]

	A	B	C	D	E
Sell	[3.96	2.71	5.19	2.57	.99]

# Scalar multiplication

In matrix arithmetic, there are two types of multiplication, scalar multiplication and matrix multiplication. As the name suggests, the latter involves the multiplication of a matrix by a matrix, and we will consider that in the next section. Scalar multiplication, on the other hand, is the multiplication of a single number times a matrix. The single number is called a scalar.

In the scalar multiplication  $3 \begin{bmatrix} 1 & 7 & -2 \\ 0 & 5 & -1 \end{bmatrix}$ , multiplying the  $2 \times 3$  matrix by the scalar 3 has the effect of adding three copies of the matrix.

$$3 \begin{bmatrix} 1 & 7 & -2 \\ 0 & 5 & -1 \end{bmatrix} = \begin{bmatrix} 1 & 7 & -2 \\ 0 & 5 & -1 \end{bmatrix} + \begin{bmatrix} 1 & 7 & -2 \\ 0 & 5 & -1 \end{bmatrix} + \begin{bmatrix} 1 & 7 & -2 \\ 0 & 5 & -1 \end{bmatrix}$$

Because scalar multiplication represents repeated addition, we can easily anticipate the end result of the process.

$$3 \begin{bmatrix} 1 & 7 & -2 \\ 0 & 5 & -1 \end{bmatrix} = \begin{bmatrix} 1 & 7 & -2 \\ 0 & 5 & -1 \end{bmatrix} + \begin{bmatrix} 1 & 7 & -2 \\ 0 & 5 & -1 \end{bmatrix} + \begin{bmatrix} 1 & 7 & -2 \\ 0 & 5 & -1 \end{bmatrix} = \begin{bmatrix} 3 & 21 & -6 \\ 0 & 15 & -3 \end{bmatrix}$$

Focusing on the beginning and end of this process allows us to find the common shortcut for scalar multiplication.

$$3 \begin{bmatrix} 1 & 7 & -2 \\ 0 & 5 & -1 \end{bmatrix} = \begin{bmatrix} 3 & 21 & -6 \\ 0 & 15 & -3 \end{bmatrix} = \begin{bmatrix} 3 \cdot 1 & 3 \cdot 7 & 3 \cdot (-2) \\ 3 \cdot 0 & 3 \cdot 5 & 3 \cdot (-1) \end{bmatrix}$$

To multiply a matrix by a scalar, multiply each element of the matrix by the scalar.

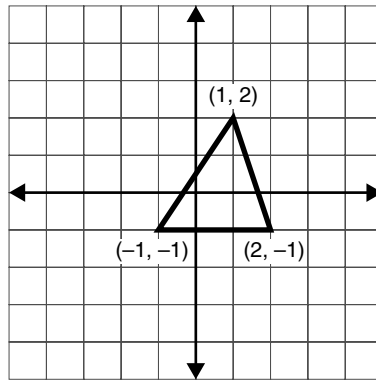
The rule for scalar multiplication may remind you of the process you learned as the distributive law. While the scalar certainly seems to be distributed over the matrix, there is a significant difference between the two ideas. The distributive property distributes multiplication over addition (or subtraction), assuring us that  $c(a+b) = ca+cb$ . In scalar multiplication, the elements of the matrix are not added to one another, either before or after the multiplication.

When scalar multiplication is combined with addition and subtraction, the familiar order of operations will apply. First perform any scalar multiplication, then add or subtract from left to right. As always, matrices must have the same dimension if addition or subtraction is to be performed.

$$2 \begin{bmatrix} 4 & -1 \\ 3 & 6 \end{bmatrix} + 3 \begin{bmatrix} -5 & 2 \\ -2 & 1 \end{bmatrix} = \begin{bmatrix} 8 & -2 \\ 6 & 12 \end{bmatrix} + \begin{bmatrix} -15 & 6 \\ -6 & 6 \end{bmatrix} = \begin{bmatrix} -7 & 4 \\ 0 & 18 \end{bmatrix}$$

## Applications to coordinate geometry

The name scalar multiplication comes from the fact that the single number multiplying the matrix represents a scale factor, an indication of a proportional change in the size. This root meaning of the term is simplest to see when we consider a figure in a coordinate plane represented by a matrix of its coordinates as shown in Figure 13.3.

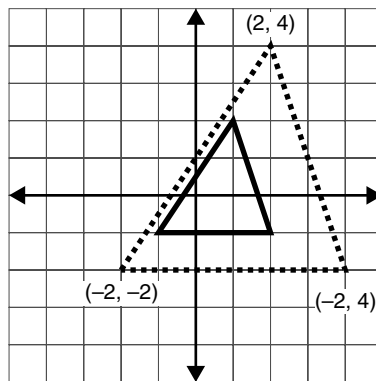


**Figure 13.3** The vertices of the triangle can be represented in a matrix.

If the triangle shown on the grid at the left is represented by the matrix  $\begin{bmatrix} 1 & -1 & 2 \\ 2 & -1 & -1 \end{bmatrix}$  and we multiply that matrix by a scalar factor of 2, we produce a new matrix.

$$2 \begin{bmatrix} 1 & -1 & 2 \\ 2 & -1 & -1 \end{bmatrix} = \begin{bmatrix} 2 & -2 & 4 \\ 4 & -2 & -2 \end{bmatrix}$$

If we graph the points represented by this new matrix, we find that they form the vertices of a triangle similar to the original, but with sides twice as long. Each vertex of the image triangle is twice as far from the origin as the corresponding vertex of the original triangle as shown in Figure 13.4.



**Figure 13.4** The new triangle is twice the size.

EXERCISE

**13·3**

*Multiply.*

1.  $5 \begin{bmatrix} -3 & 5 \\ 7 & -1 \end{bmatrix}$

3.  $\frac{1}{2} \begin{bmatrix} 42 & 36 & 78 \\ 94 & 14 & 17 \end{bmatrix}$

2.  $-4[1.25 \ 3.75 \ -2.5 \ 4]$

4.  $-1.2 \begin{bmatrix} 4 & 0.5 \\ -3 & 2 \\ 0 & -5 \end{bmatrix}$

$$5. \quad 2.50 \begin{bmatrix} 16 \\ 18 \\ 21 \\ 8 \end{bmatrix}$$

Perform the indicated operations, if possible.

$$6. \quad 3 \begin{bmatrix} 1 & 3 & 4 \\ 5 & 2 & 6 \\ 2 & 1 & 3 \end{bmatrix} + 2 \begin{bmatrix} 2 & 6 & 3 \\ 4 & 5 & 1 \\ 0 & 6 & 3 \end{bmatrix}$$

$$7. \quad -2 \begin{bmatrix} 3 & 2 \\ 5 & 1 \\ 0 & 3 \end{bmatrix} + 7 \begin{bmatrix} 2 & 5 \\ -1 & -2 \\ 3 & 0 \end{bmatrix}$$

$$8. \quad 5 \begin{bmatrix} 1 & 5 \\ 2 & 4 \end{bmatrix} + 2 \begin{bmatrix} 1 & 7 & 4 \\ 2 & 3 & 1 \end{bmatrix}$$

$$9. \quad -3 \begin{bmatrix} 1 \\ 2 \\ 0 \end{bmatrix} + 3 \begin{bmatrix} -2 \\ 0 \\ -2 \end{bmatrix}$$

$$10. \quad 2 \begin{bmatrix} 1 & 0 & 5 & 3 & 5 \\ 4 & 2 & 6 & 3 & 1 \end{bmatrix} - 5 \begin{bmatrix} 1 & 0 & 5 & 3 & 5 \\ 4 & 2 & 6 & 3 & 1 \end{bmatrix} + 3 \begin{bmatrix} 1 & 0 & 5 & 3 & 5 \\ 4 & 2 & 6 & 3 & 1 \end{bmatrix}$$

Graph the points represented by matrix A. Then perform the indicated scalar multiplication and graph the points represented by the answer matrix.

$$11. \quad A = \begin{bmatrix} 4 & 1 & -3 \\ 1 & 5 & 0 \end{bmatrix} \text{ multiplied by } 2$$

$$12. \quad A = \begin{bmatrix} 3 & 0 & -1 \\ -1 & 2 & -2 \end{bmatrix} \text{ multiplied by } 3$$

$$13. \quad A = \begin{bmatrix} 4 & 2 & -4 \\ 2 & 8 & 0 \end{bmatrix} \text{ multiplied by } \frac{1}{2}$$

14. The four classes in a high school compete in a fund-raising event in which they sell T-shirts for \$12.99 each. Seniors sold 172 shirts, juniors 88, sophomores 106, and freshmen 42. Organize the sales numbers into a matrix, and use scalar multiplication to find the amount of money raised by each class.

# Matrix multiplication

When a matrix is multiplied by a scalar, every element of the matrix is multiplied by that same value. While this is useful in some situations, many times the necessary calculations are more complicated.

In the last exercise of the previous section, you created a small matrix and multiplied it by the scalar \$12.99. Imagine, however, that the classes sold both T-shirts and sweatshirts. For each class, you would need to record both the number of T-shirts sold and the number of sweatshirts sold. This increases the size of your matrix, but also introduces another problem. It is unlikely that the T-shirts and the sweatshirts would sell for the same price. Sweatshirts would probably cost more, perhaps \$15.99. Now you have a situation in which some elements of the matrix need to be multiplied by \$12.99 while others must be multiplied by \$15.99. The solution is matrix multiplication.

The product of two matrices is found by repeating a process of multiplying one row by one column. We will look at the details of that process in the sections that follow, but before we begin that exploration, it is important to state the conditions under which matrix multiplication is possible.

Two matrices can be multiplied only if the number of elements in each row of the first matrix is equal to the number of elements in each column of the second. If  $A = \begin{bmatrix} 1 & 3 & 2 \\ -2 & 0 & 4 \end{bmatrix}$  and  $B = \begin{bmatrix} 1 & 0 & 3 & -2 \\ 2 & 1 & -4 & 3 \\ 5 & 0 & -3 & 1 \end{bmatrix}$ , we can multiply  $A \cdot B$  because there are three elements of each row of  $A$  and

three elements of each column of  $B$ . In other words, the number of columns in the first matrix must be equal to the number of rows in the second. Matrix  $A$  has two rows and three columns, and matrix  $B$  has three rows and four columns.

If we write the dimensions of matrix  $A$  and then the dimensions of matrix  $B$ , we can see a simple way to tell if the multiplication is possible (see Figure 13.5).

$$\begin{array}{cc} \dim(A) & \dim(B) \\ 2 \times 3 & 3 \times 4 \end{array}$$

**Figure 13.5** If dimensions match, the multiplication is possible.


If the dimensions do not match, the multiplication cannot be performed (see Figure 13.6). The need for matching dimensions makes the order of multiplication important. While we have seen that it is possible to multiply  $A \cdot B$ , it is not possible to perform the multiplication  $B \cdot A$ .

$$\begin{array}{cc} \dim(B) & \dim(A) \\ 3 \times 4 & 2 \times 3 \end{array}$$

**Figure 13.6** These numbers do not match, so the multiplication is not possible.

Looking at the dimensions can give us another piece of useful information as well. The remaining numbers tell us the dimension of the product matrix that will result. When we multiply  $A \cdot B$  looking at  $\dim(A) 2 \times 3$  and  $\dim(B) 3 \times 4$  tells us not only that the multiplication is possible, but also that the product matrix will have dimension  $2 \times 4$  as shown in Figure 13.7.





**Figure 13.7** These numbers tell the dimension of the product matrix.

## Multiplying a single row by a single column

To understand the process of matrix multiplication, we will focus first on a row matrix times a column matrix. Form a row matrix with the prices of the T-shirts and the sweatshirts in our earlier example,  $[12.99 \ 15.99]$ , and a column matrix with the total sales by the senior class,  $\begin{bmatrix} 172 \\ 95 \end{bmatrix}$ .

The element 172 represents the number of T-shirts sold by the senior class, and the element 95 is the number of sweatshirts they sold.

In order to find the total amount that the senior class raised, we need to multiply \$12.99 times 172 and multiply \$15.99 times 95 and add the results together. The first element in the row is multiplied by the first element in the column, and then the second element in the row is multiplied by the second element in the column. These products are added to form the single element in the product matrix. The result of multiplying a  $1 \times 2$  row matrix times a  $2 \times 1$  column matrix is a  $1 \times 1$  matrix.

$$[12.99 \ 15.99] \cdot \begin{bmatrix} 172 \\ 95 \end{bmatrix} = [12.99 \cdot 172 + 15.99 \cdot 95] = [2234.28 + 1519.05] = [3753.33]$$

If there are more elements in the row and the column—remember that the number of elements in the row must match the number of elements in the column—then there are additional products, but all are combined to produce a single element in the product matrix.

$$[3 \ 2 \ 5 \ 1] \cdot \begin{bmatrix} -2 \\ 1 \\ 4 \\ -3 \end{bmatrix} = [3(-2) + 2(1) + 5(4) + 1(-3)] = [-6 + 2 + 20 + -3] = [13]$$

## Multiplying a single row by a larger matrix

In our row-times-column example, we found the total amount of money raised by the senior class. We could repeat the exercise for each of the classes, but it would be simpler if we could multiply the row matrix containing prices  $[12.99 \ 15.99]$  by the  $2 \times 4$  matrix containing the numbers of T-shirts and sweatshirts sold by each class. Multiplying this  $1 \times 2$  matrix by a  $2 \times 4$  matrix should produce a  $1 \times 4$  matrix, which logically would contain the fund-raising totals for each of the four classes.

To multiply a row matrix by a matrix with more than one column, multiply the row matrix times the first column of the larger matrix to produce the first element of the product matrix. Repeat the multiplication using the row and each successive column to fill the matrix.

$$\begin{aligned}
& [12.99 \ 15.99] \cdot \begin{bmatrix} 172 & 88 & 106 & 42 \\ 95 & 61 & 75 & 12 \end{bmatrix} \\
& = [12.99 \times 172 + 15.99 \times 95 \quad ? \quad ? \quad ?] \\
& = [3753.33 \quad 12.99 \times 88 + 15.99 \times 61 \quad ? \quad ?] \\
& = [3753.33 \quad 2118.51 \quad 12.99 \times 106 + 15.99 \times 75 \quad ?] \\
& = [3753.33 \quad 2118.51 \quad 2576.19 \quad 12.99 \times 42 + 15.99 \times 12] \\
& = [3753.33 \quad 2118.51 \quad 2576.19 \quad 737.46]
\end{aligned}$$

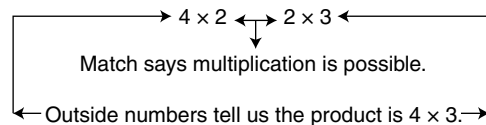
The multiplication tells us that the senior class raised \$3763.33, the junior class \$2118.51, the sophomore class \$2576.19, and the freshman class \$737.46.

## Multiplying matrices

The process of multiplying two larger matrices repeats these same steps, with each row of the first matrix producing a row of the product matrix. To multiply two matrices, begin by multiplying the first row of the first matrix by each column of the second matrix, placing the results in the first row of the product matrix. Repeat the process using each row of the first matrix, and place the results in the corresponding row of the product matrix.

As an example, we will multiply the  $4 \times 2$  matrix  $\begin{bmatrix} 1 & 3 \\ 2 & 4 \\ 5 & -1 \\ -2 & -3 \end{bmatrix}$  by the  $2 \times 3$  matrix  $\begin{bmatrix} -2 & 1 & 0 \\ 3 & -1 & 4 \end{bmatrix}$ .

A look at the dimensions of the matrices tells us that the multiplication is possible and that the product matrix will be  $4 \times 3$  (see Figure 13.8).



**Figure 13.8**

$$\begin{bmatrix} 1 & 3 \\ 2 & 4 \\ 5 & -1 \\ -2 & -3 \end{bmatrix} \cdot \begin{bmatrix} -2 & 1 & 0 \\ 3 & -1 & 4 \end{bmatrix} = \begin{bmatrix} ? & ? & ? \\ ? & ? & ? \\ ? & ? & ? \\ ? & ? & ? \end{bmatrix}$$

Focus on the first row.

$$\begin{bmatrix} 1 & 3 \\ 2 & 4 \\ 5 & -1 \\ -2 & -3 \end{bmatrix} \cdot \begin{bmatrix} -2 & 1 & 0 \\ 3 & -1 & 4 \end{bmatrix} = \begin{bmatrix} 1 \times (-2) + 3 \times 3 & 1 \times 1 + 3 \times (-1) & 1 \times 0 + 3 \times 4 \\ ? & ? & ? \\ ? & ? & ? \\ ? & ? & ? \end{bmatrix} = \begin{bmatrix} 7 & -2 & 12 \\ ? & ? & ? \\ ? & ? & ? \\ ? & ? & ? \end{bmatrix}$$

Repeat for the second row.

$$\begin{bmatrix} 1 & 3 \\ 2 & 4 \\ 5 & -1 \\ -2 & -3 \end{bmatrix} \cdot \begin{bmatrix} -2 & 1 & 0 \\ 3 & -1 & 4 \end{bmatrix} = \begin{bmatrix} 7 & -2 & 12 \\ 2 \times (-2) + 4 \times 3 & 2 \times 1 + 4 \times (-1) & 2 \times 0 + 4 \times 4 \\ ? & ? & ? \\ ? & ? & ? \end{bmatrix} = \begin{bmatrix} 7 & -2 & 12 \\ 8 & -2 & 16 \\ ? & ? & ? \\ ? & ? & ? \end{bmatrix}$$

Then the third row.

$$\begin{bmatrix} 1 & 3 \\ 2 & 4 \\ 5 & -1 \\ -2 & -3 \end{bmatrix} \cdot \begin{bmatrix} -2 & 1 & 0 \\ 3 & -1 & 4 \end{bmatrix} = \begin{bmatrix} 7 & -2 & 12 \\ 8 & -2 & 16 \\ 5 \times (-2) + (-1) \times 3 & 5 \times 1 + (-1) \times (-1) & 5 \times 0 + (-1) \times 4 \\ ? & ? & ? \end{bmatrix} = \begin{bmatrix} 7 & -2 & 12 \\ 8 & -2 & 16 \\ -13 & 6 & -4 \\ ? & ? & ? \end{bmatrix}$$

And finally for the bottom row.

$$\begin{bmatrix} 1 & 3 \\ 2 & 4 \\ 5 & -1 \\ -2 & -3 \end{bmatrix} \cdot \begin{bmatrix} -2 & 1 & 0 \\ 3 & -1 & 4 \end{bmatrix} = \begin{bmatrix} 7 & -2 & 12 \\ 8 & -2 & 16 \\ -13 & 6 & -4 \\ -2 \times (-2) + (-3) \times 3 & -2 \times 1 + (-3) \times (-1) & -2 \times 0 + (-3) \times 4 \end{bmatrix} = \begin{bmatrix} 7 & -2 & 12 \\ 8 & -2 & 16 \\ -13 & 6 & -4 \\ -5 & 1 & -12 \end{bmatrix}$$

Matrix multiplication is often useful in real-world situations. Suppose a small electronics firm ships TVs, VCRs, and DVDs to stores in New York, Chicago, and Los Angeles. The number of

each item shipped to each city can be organized into the matrix

	TV	VCR	DVD
NY	130	319	402
CHI	157	299	387
LA	173	301	411

The company would want to record the cost of each item, the selling price, and the shipping cost.

	Cost	Price	Ship
TV	93	167	15
VCR	47	69	6
DVD	51	79	8

This would result in the matrix  $\begin{bmatrix} 93 & 167 & 15 \\ 47 & 69 & 6 \\ 51 & 79 & 8 \end{bmatrix}$ . Multiplying these two matrices can

provide the company with important information about its costs.

Care must be taken to assure that the order of the multiplication not only meets the dimension requirement, but also makes sense in terms of the quantities being multiplied. In our example, both matrices are  $3 \times 3$ , so the order of the multiplication is not obvious. If we look at the labels on our matrices, however, the order becomes clearer.

The first matrix has a row for each city and a column for each product. We can represent this as City  $\times$  Product. The second has a row for each product and a column for each cost. This would be represented as Product  $\times$  Cost. The order City  $\times$  Product times Product  $\times$  Cost provides a

match, both in number and kind, between the center dimensions, and tells us that the product will be  $\text{City} \times \text{Cost}$ . This means the product matrix will have a row for each city and a column for each cost. Attempting to multiply in the other order would be possible in terms of the size of the matrices but would make little sense when the categories of information were considered.

$$\begin{array}{c}
 \text{TV} \quad \text{VCR} \quad \text{DVD} \\
 \text{NY} \\
 \text{CHI} \\
 \text{LA}
 \end{array}
 \begin{bmatrix}
 130 & 319 & 402 \\
 157 & 299 & 387 \\
 173 & 301 & 411
 \end{bmatrix}
 \cdot
 \begin{array}{c}
 \text{TV} \\
 \text{VCR} \\
 \text{DVD}
 \end{array}
 \begin{bmatrix}
 93 & 167 & 15 \\
 47 & 69 & 6 \\
 51 & 79 & 8
 \end{bmatrix}
 =
 \begin{array}{c}
 \text{NY} \\
 \text{CHI} \\
 \text{LA}
 \end{array}
 \begin{bmatrix}
 47585 & 75479 & 7080 \\
 48391 & 77423 & 7245 \\
 51197 & 82129 & 7689
 \end{bmatrix}$$

## The identity matrix

When you multiply  $\begin{bmatrix} 1 & 0 \\ 0 & 1 \end{bmatrix} \begin{bmatrix} 2 & 7 \\ 9 & 6 \end{bmatrix}$ , you may note an interesting result. The product is identical

to the second matrix.  $\begin{bmatrix} 1 & 0 \\ 0 & 1 \end{bmatrix} \begin{bmatrix} 2 & 7 \\ 9 & 6 \end{bmatrix} = \begin{bmatrix} 2 & 7 \\ 9 & 6 \end{bmatrix}$ . If you explore a little, you'll find that anytime

you multiply by a square matrix with 1s on the diagonal and 0s everywhere else, it leaves the other matrix unchanged. It's the matrix equivalent of multiplying a number by 1. A square matrix with 1s on the main diagonal and 0s elsewhere is called an identity matrix.

Identity matrices come in various sizes, but they're always square. To multiply the matrix  $\begin{bmatrix} 8 & 4 & 9 & 2 \\ 6 & 1 & 3 & 5 \end{bmatrix}$  by an identity on the left, you'll need a  $2 \times 2$  identity.

$$\begin{bmatrix} 1 & 0 \\ 0 & 1 \end{bmatrix} \begin{bmatrix} 8 & 4 & 9 & 2 \\ 6 & 1 & 3 & 5 \end{bmatrix} = \begin{bmatrix} 8 & 4 & 9 & 2 \\ 6 & 1 & 3 & 5 \end{bmatrix}$$

To multiply the same matrix  $\begin{bmatrix} 8 & 4 & 9 & 2 \\ 6 & 1 & 3 & 5 \end{bmatrix}$  by an identity on the right, you'll need a  $4 \times 4$  identity.

$$\begin{bmatrix} 8 & 4 & 9 & 2 \\ 6 & 1 & 3 & 5 \end{bmatrix} \begin{bmatrix} 1 & 0 & 0 & 0 \\ 0 & 1 & 0 & 0 \\ 0 & 0 & 1 & 0 \\ 0 & 0 & 0 & 1 \end{bmatrix} = \begin{bmatrix} 8 & 4 & 9 & 2 \\ 6 & 1 & 3 & 5 \end{bmatrix}$$

If the matrix  $M$  is a square matrix, then for an identity matrix  $I$  of the same dimension as  $M$ ,  $M \times I = I \times M = M$ .

$$\begin{bmatrix} 1 & 0 \\ 0 & 1 \end{bmatrix} \begin{bmatrix} 2 & 7 \\ 9 & 6 \end{bmatrix} = \begin{bmatrix} 2 & 7 \\ 9 & 6 \end{bmatrix} \begin{bmatrix} 1 & 0 \\ 0 & 1 \end{bmatrix} = \begin{bmatrix} 2 & 7 \\ 9 & 6 \end{bmatrix}$$

For probs. 1 through 13, use the matrices  $A = \begin{bmatrix} 2 & 5 \\ 7 & 3 \end{bmatrix}$ ,  $B = \begin{bmatrix} 5 & 2 & 6 \\ 1 & 0 & 9 \end{bmatrix}$ ,  $C = \begin{bmatrix} 1 & 0 \\ 5 & 2 \\ 7 & 6 \end{bmatrix}$ ,

$$D = [-1 \ 7 \ 3], \text{ and } E = \begin{bmatrix} 2 \\ 9 \\ 6 \end{bmatrix}.$$

Determine whether each multiplication is possible. If it is possible, give the dimension of the product matrix.

- |                 |                  |
|-----------------|------------------|
| 1. $A \times B$ | 8. $D \times B$  |
| 2. $B \times A$ | 9. $B \times E$  |
| 3. $A \times C$ | 10. $E \times B$ |
| 4. $C \times A$ | 11. $D \times E$ |
| 5. $B \times C$ | 12. $E \times D$ |
| 6. $C \times B$ | 13. $A \times D$ |
| 7. $B \times D$ |                  |

Multiply, if possible.

$$14. [1 \ 3] \begin{bmatrix} 4 \\ 2 \end{bmatrix}$$

$$15. [3 \ -2 \ 1] \begin{bmatrix} 2 \\ 6 \\ 1 \end{bmatrix}$$

$$16. [1 \ 2 \ 4] \begin{bmatrix} 5 & 4 & 7 \\ 3 & 5 & 8 \end{bmatrix}$$

$$17. [5 \ -2 \ 1] \begin{bmatrix} 7 & 4 \\ -2 & 6 \\ 9 & 1 \end{bmatrix}$$

$$18. \begin{bmatrix} 1 & 3 \\ -4 & 2 \end{bmatrix} \begin{bmatrix} 1 & 0 & 5 \\ 3 & 2 & -1 \end{bmatrix}$$

$$19. \begin{bmatrix} 1 & 5 & 2 \\ -3 & 4 & 6 \end{bmatrix} \begin{bmatrix} 1 & 0 & 8 & 5 \\ -3 & 6 & -2 & 1 \\ 4 & -4 & 3 & 1 \end{bmatrix}$$

20. A nutritionist prepares menus for three groups of patients: adults with diabetes, men with coronary disease, and nursing mothers. In planning meals, she chooses from the same group of foods, varying the selections and the portion sizes to meet the differing needs of the groups. For a dinner menu, she can choose from beef, chicken, scalloped potatoes, rice, broccoli, green beans, bread, butter, low-fat milk, brownies, and apples. The matrices below show the choices for each patient and the nutritional content of each of the foods. Use matrix multiplication to find the nutritional content of each meal.

	Beef	Chicken	Potato	Rice	Broccoli	Beans	Bread	Butter	Milk	Brownie	Apple
Diabetics	$\begin{bmatrix} 0 & 1 & 0 & 0 & 1 & 1 & 0 & 1 & 1 & 0 & 1 \\ 0 & 1 & 0 & 1 & 2 & 0 & 1 & 0 & 0 & 0 & 1 \\ 1 & 0 & 1 & 0 & 0 & 2 & 1 & 1 & 2 & 1 & 0 \end{bmatrix}$										
Coronary											
Mothers											

	Protein	Carb	Fat	Calories
Beef	23	0	11	199
Chicken	27	0	3	142
Potato	4	17	6	140
Rice	4	45	0	205
Broccoli	2	4	0	22
Beans	1	5	0	22
Bread	4	16	1	90
Butter	0	0	11	100
Milk	8	12	5	121
Brownie	2	12	7	112
Apple	0	22	0	80

## Determinants

The determinant of a matrix is a single number associated with the matrix. Although that is a rather uninformative definition, it is difficult to give a better one. In spite of this difficulty, determinants are important in our study of matrix arithmetic.

Only square matrices have determinants, and in the simplest case, the determinant of a  $1 \times 1$  matrix is the single element of the matrix. The determinant of a matrix  $A$  is indicated as  $|A|$ . The bars that indicate the determinant may remind you of the symbols for absolute value, but the significance is quite different. We can use the bars around the entire array rather than the name.

The determinant of the matrix  $\begin{bmatrix} 4 & 8 \\ 3 & 1 \end{bmatrix}$  is denoted by  $\begin{vmatrix} 4 & 8 \\ 3 & 1 \end{vmatrix}$ .

## Finding the determinant of a $2 \times 2$ matrix

In a square matrix, the diagonal path from upper left to lower right is called the major diagonal.

The diagonal from upper right to lower left is the minor diagonal. In the matrix  $\begin{bmatrix} 4 & 8 \\ 3 & 1 \end{bmatrix}$ , the major diagonal contains the elements 4 and 1, while the minor diagonal contains 8 and 3.

The determinant of a  $2 \times 2$  matrix is equal to the product of the elements on the major diagonal minus the product of the elements on the minor diagonal. The determinant  $\begin{vmatrix} 4 & 8 \\ 3 & 1 \end{vmatrix} = 4 \times 1 - 8 \times 3 = 4 - 24 = -20$ . If we write this in symbolic terms, we can say  $\begin{vmatrix} a & b \\ c & d \end{vmatrix} = ad - bc$ .

The determinant of the square matrix  $M = \begin{bmatrix} -2 & 3 \\ 1 & -4 \end{bmatrix}$  can be found quickly by applying the rule:

$$|M| = \begin{vmatrix} -2 & 3 \\ 1 & -4 \end{vmatrix} = (-2) \times (-4) - 3 \times 1 = 8 - 3 = 5.$$

## Finding the determinant of a $3 \times 3$ matrix

To find the determinant of a  $3 \times 3$  (or larger) matrix, we can follow a plan called expanding along a row or column. Because this process can be cumbersome, most people turn to technology for large determinants. We will investigate the expansion, however, because it allows us to develop a formula for the determinant of a  $3 \times 3$  matrix, which can sometimes be useful.

Begin with a general expression for the determinant of a  $3 \times 3$  matrix:  $\begin{vmatrix} a & b & c \\ d & e & f \\ g & h & i \end{vmatrix}$ . We

choose a row or column along which to expand. There are some sign changes in the process depending on which row or column we choose. For this example, we will expand along the top row. Imagine three copies of this determinant, but in each copy, circle one element of the top row and then cross out the rest of the top row and the rest of the column containing the circled element. The three versions should look like this.

$$\begin{vmatrix} \textcircled{a} & \cancel{b} & \cancel{c} \\ \cancel{d} & e & f \\ \cancel{g} & h & i \end{vmatrix} \quad \begin{vmatrix} \cancel{a} & \textcircled{b} & \cancel{c} \\ d & \cancel{e} & f \\ g & \cancel{h} & i \end{vmatrix} \quad \begin{vmatrix} \cancel{a} & \cancel{b} & \textcircled{c} \\ d & e & \cancel{f} \\ g & h & \cancel{i} \end{vmatrix}$$

In each version, you see four elements untouched and forming a  $2 \times 2$  matrix. Then we expand the  $3 \times 3$  determinant as

$$\begin{vmatrix} a & b & c \\ d & e & f \\ g & h & i \end{vmatrix} = a \begin{vmatrix} e & f \\ h & i \end{vmatrix} - b \begin{vmatrix} d & f \\ g & i \end{vmatrix} + c \begin{vmatrix} d & e \\ g & h \end{vmatrix}$$

Notice that in each step we multiply the circled element times the determinant of the remaining  $2 \times 2$  matrix. Note, too, that we alternate adding and subtracting. In the last section, we developed a simple rule for the determinant of a  $2 \times 2$  matrix, so we can apply it here.

$$\begin{vmatrix} a & b & c \\ d & e & f \\ g & h & i \end{vmatrix} = a(ei - fh) - b(di - fg) + c(dh - eg) = aei - afh - bdi + bfg + cdh - ceg \\ = aei + bfg + cdh - afh - bdi - ceg$$

Larger determinants are extremely tedious to compute. To find a  $4 \times 4$  determinant, for example, we would first expand to sums and differences of products of elements and  $3 \times 3$  determinants. Those  $3 \times 3$  determinants would then be expanded, and the result involves much arithmetic. Technology simplifies the process tremendously.

EXERCISE

13.5

Find each determinant, if possible.

1.  $\begin{vmatrix} 6 & 5 \\ 2 & 1 \end{vmatrix}$

5.  $|3 \ 2 \ 5 \ 2|$

2.  $\begin{vmatrix} -3 & 7 \\ 4 & -2 \end{vmatrix}$

6.  $\begin{vmatrix} 1 & 0 \\ 0 & 1 \end{vmatrix}$

3.  $\begin{vmatrix} 1 & 5 & 3 \\ 8 & 2 & 4 \end{vmatrix}$

7.  $|7|$

4.  $\begin{vmatrix} 4 & 7 \\ -5 & 9 \end{vmatrix}$

8.  $\begin{vmatrix} 5 & 3 \\ 10 & 6 \end{vmatrix}$

Find the missing element.

9.  $\begin{vmatrix} ? & 5 \\ 1 & 4 \end{vmatrix} = 7$

11.  $\begin{vmatrix} 4 & 3 \\ ? & 5 \end{vmatrix} = 20$

10.  $\begin{vmatrix} 9 & ? \\ 5 & 3 \end{vmatrix} = 2$

Find each determinant.

12.  $\begin{vmatrix} 5 & 2 & 7 \\ 8 & 4 & 2 \\ 0 & 8 & 3 \end{vmatrix}$

13.  $\begin{vmatrix} 8 & 0 & 3 \\ 6 & 7 & 2 \\ -3 & 8 & -4 \end{vmatrix}$

## Inverses

You may have noticed in our discussion of matrix arithmetic that no mention was made of division. While there is no operation of matrix division, the arithmetic of matrices does include the concept of a multiplicative inverse. The idea of the inverse is familiar from standard arithmetic, even if that term is not used as commonly.

In arithmetic, you learned that every non-0 number has a reciprocal and that the product of the number and its reciprocal is 1. The reciprocal of  $\frac{3}{5}$ , for example, is  $\frac{5}{3}$ , and the product  $\frac{3}{5} \cdot \frac{5}{3} = 1$ .

What we commonly refer to as the reciprocal is formally called the multiplicative inverse. Two numbers are multiplicative inverses if their product is 1, the identity element for multiplication.



To transfer the concept of multiplicative inverse to matrix arithmetic, we need to establish a few requirements. In an earlier exercise, we saw that the identity element for matrix multiplication is a square matrix composed of 1s on the major diagonal and 0s elsewhere.

$$\begin{bmatrix} 1 & 0 \\ 0 & 1 \end{bmatrix} \cdot \begin{bmatrix} 3 & 6 & 1 & 8 & -2 \\ 4 & -7 & 0 & 2 & -1 \end{bmatrix} = \begin{bmatrix} 3 & 6 & 1 & 8 & -2 \\ 4 & -7 & 0 & 2 & -1 \end{bmatrix}$$

In order for two matrices to be called inverses, their product must be such an identity matrix. We know, too, that matrix multiplication is not generally commutative, so we add the condition that to be called inverses the two matrices must produce the same identity when multiplied in either order. That requires that the two matrices both be square. If they were not square, then the product  $A \times B$  will be of a different size than the product  $B \times A$ , even if both are identities.

$$\begin{bmatrix} 1 & 2 & 3 \\ 0 & 0 & 1 \end{bmatrix} \cdot \begin{bmatrix} 1 & -1 \\ 0 & -1 \\ 0 & 1 \end{bmatrix} = \begin{bmatrix} 1 & 0 \\ 0 & 1 \end{bmatrix}$$

$$\begin{bmatrix} 1 & -1 \\ 0 & -1 \\ 0 & 1 \end{bmatrix} \cdot \begin{bmatrix} 1 & 2 & 3 \\ 0 & 0 & -1 \end{bmatrix} = \begin{bmatrix} 1 & 2 & 4 \\ 0 & 0 & 1 \\ 0 & 0 & -1 \end{bmatrix}$$

If  $A$  and  $B$  are square matrices and  $I$  is an identity matrix of the same dimension and if  $A \times B = B \times A = I$ , then  $A$  and  $B$  are inverse matrices. We denote the inverse of matrix  $M$  as  $M^{-1}$ .

When considering whether the inverse of a particular matrix exists, it is wise to first calculate the determinant of the matrix in question. Since only square matrices have determinants, this serves as a reminder that only square matrices can have inverses. Not all square matrices actually do have inverses, however, and for reasons we will see in a few moments, those matrices that have determinants of 0 have no inverse. We say that such a matrix is not invertible.

## Verifying inverses

To determine whether two matrices are inverses, we must check both possible products. To determine if  $A = \begin{bmatrix} 4 & 3 \\ 3 & 2 \end{bmatrix}$  and  $B = \begin{bmatrix} -2 & 3 \\ 3 & -4 \end{bmatrix}$  are inverses, we check both the products  $A \times B$  and  $B \times A$ .

$$A \times B = \begin{bmatrix} 4 & 3 \\ 3 & 2 \end{bmatrix} \cdot \begin{bmatrix} -2 & 3 \\ 3 & -4 \end{bmatrix} = \begin{bmatrix} -8+9 & 12-12 \\ -6+6 & 9-8 \end{bmatrix} = \begin{bmatrix} 1 & 0 \\ 0 & 1 \end{bmatrix}$$

$$B \times A = \begin{bmatrix} -2 & 3 \\ 3 & -4 \end{bmatrix} \cdot \begin{bmatrix} 4 & 3 \\ 3 & 2 \end{bmatrix} = \begin{bmatrix} -8+9 & -6+6 \\ 12-12 & 9-8 \end{bmatrix} = \begin{bmatrix} 1 & 0 \\ 0 & 1 \end{bmatrix}$$

It is important to check both products. It is possible to find two matrices that produce an identity when multiplied in one order, but not in the other.

$$M \times N = \begin{bmatrix} 1 & 4 \\ 0 & 2 \end{bmatrix} \cdot \begin{bmatrix} 1 & -4 \\ 0 & \frac{1}{2} \end{bmatrix} = \begin{bmatrix} 1+0 & -4+4 \\ 0+0 & 0+1 \end{bmatrix} = \begin{bmatrix} 1 & 0 \\ 0 & 1 \end{bmatrix}$$

$$N \times M = \begin{bmatrix} 1 & -4 \\ 0 & \frac{1}{2} \end{bmatrix} \cdot \begin{bmatrix} 1 & 4 \\ 0 & 2 \end{bmatrix} = \begin{bmatrix} 1+0 & 4-8 \\ 0+0 & 0+1 \end{bmatrix} = \begin{bmatrix} 1 & -4 \\ 0 & 1 \end{bmatrix}$$

Matrices such as  $M$  and  $N$  in the example above are sometimes referred to as one-sided inverses, but they are not useful for any of the applications we will investigate.

One failure is enough to tell us that the two matrices are not inverses, however. If the first product we check does not yield an identity, we can stop and conclude that the matrices are not

inverses without checking the other product. To determine if  $\begin{bmatrix} 1 & 3 & 8 \\ -4 & 0 & 2 \\ -5 & 6 & 1 \end{bmatrix}$  and  $\begin{bmatrix} 1 & -4 & -5 \\ 3 & 0 & 6 \\ 8 & 2 & 1 \end{bmatrix}$  are inverses, we examine the product

$$\begin{bmatrix} 1 & 3 & 8 \\ -4 & 0 & 2 \\ -5 & 6 & 1 \end{bmatrix} \cdot \begin{bmatrix} 1 & -4 & -5 \\ 3 & 0 & 6 \\ 8 & 2 & 1 \end{bmatrix} = \begin{bmatrix} 74 & 12 & 21 \\ 12 & 20 & 22 \\ 21 & 22 & 62 \end{bmatrix}$$

Since this product is not an identity, we can conclude that the matrices are not inverses. It is not

necessary to check the product  $\begin{bmatrix} 1 & -4 & -5 \\ 3 & 0 & 6 \\ 8 & 2 & 1 \end{bmatrix} \cdot \begin{bmatrix} 1 & 3 & 8 \\ -4 & 0 & 2 \\ -5 & 6 & 1 \end{bmatrix}$ .

## Finding the inverse of a $2 \times 2$ matrix

Given two matrices, verifying whether they are inverses is a simple matter of multiplication. Most often, however, we have only one matrix and need to find its inverse if one exists. Finding the inverse of a  $2 \times 2$  matrix is a relatively simple process, but for larger matrices, the process becomes more complex.

To find the inverse of a  $2 \times 2$  matrix,

- Find the determinant of the matrix
- Exchange the elements on the major diagonal
- Change the signs of the elements on the minor diagonal
- Multiply by the reciprocal of the determinant

To find the inverse of the matrix  $\begin{bmatrix} 1 & 4 \\ 0 & 2 \end{bmatrix}$ , we first find the determinant of the matrix.

$$\begin{vmatrix} 1 & 4 \\ 0 & 2 \end{vmatrix} = 2 - 4 = -2$$

Remember that matrices with determinants of 0 have no inverse. Next the elements on the major diagonal, 1 and 2, exchange places, and the signs of the elements on the minor diagonal are changed. Of course, since 0 is neither positive nor negative, it remains 0.

$$\begin{bmatrix} 1 & 4 \\ 0 & 2 \end{bmatrix} \quad \text{becomes} \quad \begin{bmatrix} 2 & -4 \\ 0 & 1 \end{bmatrix}.$$

Finally, we perform a scalar multiplication, multiplying by the reciprocal of the determinant,  $\frac{1}{-2}$ . In cases when the determinant is 0, it is impossible to find a reciprocal and the process is stopped.

$$\frac{1}{-2} \cdot \begin{bmatrix} 2 & -4 \\ 0 & 1 \end{bmatrix} = \begin{bmatrix} -1 & 2 \\ 0 & -\frac{1}{2} \end{bmatrix}$$

The inverse of the matrix  $\begin{bmatrix} 1 & 4 \\ 0 & 2 \end{bmatrix}$  is the matrix  $\begin{bmatrix} -1 & 2 \\ 0 & -\frac{1}{2} \end{bmatrix}$ .

## Finding the inverse of a larger matrix

The steps outlined above are useful only for  $2 \times 2$  matrices. For larger matrices, we will generally rely on the help of calculators, but it is worthwhile to explore the process a bit, at least for the  $3 \times 3$  matrix. For such a matrix, the steps in finding the inverse, if it exists, are

- Find the determinant of the matrix
- Fill a matrix of the same size with position signs
- Determine the cofactor of each element and fill the matrix of cofactors
- Transpose the matrix of cofactors to form the adjoint
- Multiply the adjoint by the reciprocal of the determinant

For our exploration, we will find the inverse of the matrix  $\begin{bmatrix} 1 & 3 & -2 \\ 5 & 0 & -1 \\ 4 & 2 & -5 \end{bmatrix}$ . We begin by finding the determinant.

$$\begin{vmatrix} 1 & 3 & -2 \\ 5 & 0 & -1 \\ 4 & 2 & -5 \end{vmatrix} = 1 \begin{vmatrix} 0 & -1 \\ 2 & -5 \end{vmatrix} - 3 \begin{vmatrix} 5 & -1 \\ 4 & -5 \end{vmatrix} + (-2) \begin{vmatrix} 5 & 0 \\ 4 & 2 \end{vmatrix}$$

$$= 1(0 - (-2)) - 3((-25) - (-4)) + (-2)(10 - 0) = 2 + 63 - 20 = 45$$

Since the matrix is square and the determinant is non-0, we can continue to find an inverse. We create a matrix of the same size, in this case  $3 \times 3$ , and fill it with an alternating pattern of pluses and minuses. These are known as position signs.

$$\begin{bmatrix} + & - & + \\ - & + & - \\ + & - & + \end{bmatrix}$$

We return to the original matrix and find the cofactor of each element. The *cofactor* of an element is found by eliminating the row and column that contain the element and calculating the deter-

minant of the remaining matrix. In our original matrix, we find the cofactor of the 1 in row 1,

column 1 by crossing out the first row and first column:  $\begin{bmatrix} \cancel{1} & \cancel{3} & \cancel{2} \\ \cancel{1} & 0 & -1 \\ \cancel{1} & 2 & -5 \end{bmatrix}$ . Then we find the deter-

minant  $\begin{vmatrix} 0 & -1 \\ 2 & -5 \end{vmatrix} = 0 - (-2) = 2$ . The cofactor of the element 1 is 2. We place this cofactor in the first

row, first column of the matrix we filled with position signs:  $\begin{bmatrix} +2 & - & + \\ - & + & - \\ + & - & + \end{bmatrix}$ .

We repeat this process for each element in the original matrix, placing the cofactor in the corresponding place in the new matrix of cofactors. The cofactor of the 3 in row 1, column

2 is found by eliminating row 1 and column 2:  $\begin{bmatrix} \cancel{1} & \cancel{3} & \cancel{2} \\ 5 & \cancel{0} & -1 \\ 4 & \cancel{2} & -5 \end{bmatrix}$ . Then the determinant

$\begin{vmatrix} 5 & -1 \\ 4 & -5 \end{vmatrix} = -25 - (-4) = -21$  is calculated and placed with its position sign. Since the sign for this

position is a minus, we have  $\begin{bmatrix} +2 & -(-21) & + \\ - & + & - \\ + & - & + \end{bmatrix} = \begin{bmatrix} +2 & +21 & + \\ - & + & - \\ + & - & + \end{bmatrix}$ .

By the same method, we find that the cofactor of  $-2$  in row 1, column 3 is

$\begin{bmatrix} \cancel{1} & \cancel{3} & \cancel{2} \\ 5 & 0 & \cancel{-1} \\ 4 & 2 & \cancel{-5} \end{bmatrix} \Rightarrow \begin{vmatrix} 5 & 0 \\ 4 & 2 \end{vmatrix} = 10$ , and we place that value in the matrix:  $\begin{bmatrix} +2 & +21 & +10 \\ - & + & - \\ + & - & + \end{bmatrix}$ .

Repeating these steps for the elements in the second row gives three more cofactors.

$$\begin{bmatrix} \cancel{1} & 3 & -2 \\ \cancel{1} & \cancel{0} & \cancel{-1} \\ \cancel{1} & 2 & -5 \end{bmatrix} \Rightarrow \begin{vmatrix} 3 & -2 \\ 2 & -5 \end{vmatrix} = -11$$

$$\begin{bmatrix} 1 & \cancel{3} & -2 \\ \cancel{1} & \cancel{0} & \cancel{-1} \\ 4 & \cancel{2} & -5 \end{bmatrix} \Rightarrow \begin{vmatrix} 1 & -2 \\ 4 & -5 \end{vmatrix} = 3$$

$$\begin{bmatrix} 1 & 3 & \cancel{-2} \\ \cancel{1} & \cancel{0} & \cancel{-1} \\ 4 & 2 & \cancel{-5} \end{bmatrix} \Rightarrow \begin{vmatrix} 1 & 3 \\ 4 & 2 \end{vmatrix} = -10$$

These are placed in the corresponding positions in the matrix of cofactors, each with its position

$$\text{sign: } \begin{bmatrix} +2 & 21 & +10 \\ -(-11) & +3 & -(-10) \\ + & - & + \end{bmatrix} = \begin{bmatrix} 2 & 21 & 10 \\ 11 & 3 & 10 \\ + & - & + \end{bmatrix}.$$

The same steps are repeated for the elements in the third row.

$$\begin{bmatrix} \cancel{1} & 3 & -2 \\ \cancel{5} & 0 & -1 \\ \cancel{4} & \cancel{2} & \cancel{5} \end{bmatrix} \Rightarrow \begin{vmatrix} 3 & -2 \\ 0 & -1 \end{vmatrix} = -3$$

$$\begin{bmatrix} 1 & \cancel{3} & -2 \\ 5 & \cancel{0} & -1 \\ \cancel{4} & \cancel{2} & \cancel{5} \end{bmatrix} \Rightarrow \begin{vmatrix} 1 & -2 \\ 5 & -1 \end{vmatrix} = 9$$

$$\begin{bmatrix} 1 & 3 & \cancel{-2} \\ 5 & 0 & \cancel{-1} \\ \cancel{4} & \cancel{2} & \cancel{5} \end{bmatrix} \Rightarrow \begin{vmatrix} 1 & 3 \\ 5 & 0 \end{vmatrix} = -15$$

This gives us the matrix of cofactors  $\begin{bmatrix} +2 & 21 & +10 \\ -(-11) & +3 & -(-10) \\ +(-3) & -9 & +(-15) \end{bmatrix} = \begin{bmatrix} 2 & 21 & 10 \\ 11 & 3 & 10 \\ -3 & -9 & -15 \end{bmatrix}$ . The next step in

the process of creating the inverse is to transpose the matrix of cofactors we have just formed. Transposing, or forming the transpose, is accomplished by placing the elements that had been the first row in the first column, the second row in the second column, and so on. In this case the

matrix of cofactors  $\begin{bmatrix} 2 & 21 & 10 \\ 11 & 3 & 10 \\ -3 & -9 & -15 \end{bmatrix}$  is transposed to become  $\begin{bmatrix} 2 & 11 & -3 \\ 21 & 3 & -9 \\ 10 & 10 & -15 \end{bmatrix}$ . The transpose of

the matrix of cofactors is called the *adjoint*.

The final step in the process of creating the inverse is to multiply the adjoint by the reciprocal of the determinant. The determinant, calculated earlier, was 45, so we multiply by  $\frac{1}{45}$ .

$$\frac{1}{45} \cdot \begin{bmatrix} 2 & 11 & -3 \\ 21 & 3 & -9 \\ 10 & 10 & -15 \end{bmatrix} = \begin{bmatrix} \frac{2}{45} & \frac{11}{45} & \frac{-3}{45} \\ \frac{21}{45} & \frac{3}{45} & \frac{-9}{45} \\ \frac{10}{45} & \frac{10}{45} & \frac{-15}{45} \end{bmatrix} = \begin{bmatrix} \frac{2}{15} & \frac{11}{15} & \frac{-1}{15} \\ \frac{7}{15} & \frac{1}{15} & \frac{-1}{5} \\ \frac{2}{9} & \frac{2}{9} & \frac{-1}{3} \end{bmatrix}$$

The inverse matrix often involves fractions, which cannot always be simplified. Verifying that this is, in fact, the inverse can involve some cumbersome arithmetic, and if you are going to perform the multiplication by hand, it may be wise to use the unsimplified version, since you will need a common denominator for the addition. Remember that you must check the product in both directions.

$$\begin{aligned}
\begin{bmatrix} 1 & 3 & -2 \\ 5 & 0 & -1 \\ 4 & 2 & -5 \end{bmatrix} \cdot \begin{bmatrix} \frac{2}{45} & \frac{11}{45} & \frac{-3}{45} \\ \frac{21}{45} & \frac{3}{45} & \frac{-9}{45} \\ \frac{10}{45} & \frac{10}{45} & \frac{-15}{45} \end{bmatrix} &= \begin{bmatrix} \frac{2}{45} + \frac{63}{45} - \frac{20}{45} & \frac{11}{45} + \frac{9}{45} - \frac{20}{45} & \frac{-3}{45} - \frac{27}{45} + \frac{30}{45} \\ \frac{10}{45} + 0 - \frac{10}{45} & \frac{55}{45} + 0 - \frac{10}{45} & \frac{-15}{45} + 0 + \frac{15}{45} \\ \frac{8}{45} + \frac{42}{45} - \frac{50}{45} & \frac{44}{45} + \frac{6}{45} - \frac{50}{45} & \frac{-12}{45} - \frac{18}{45} + \frac{75}{45} \end{bmatrix} \\
&= \begin{bmatrix} \frac{65}{45} - \frac{20}{45} & \frac{20}{45} - \frac{20}{45} & \frac{-30}{45} + \frac{30}{45} \\ \frac{10}{45} - \frac{10}{45} & \frac{55}{45} - \frac{10}{45} & \frac{-15}{45} + \frac{15}{45} \\ \frac{50}{45} - \frac{50}{45} & \frac{50}{45} - \frac{50}{45} & \frac{-30}{45} + \frac{75}{45} \end{bmatrix} \\
&= \begin{bmatrix} \frac{45}{45} & 0 & 0 \\ 0 & \frac{45}{45} & 0 \\ 0 & 0 & \frac{45}{45} \end{bmatrix} = \begin{bmatrix} 1 & 0 & 0 \\ 0 & 1 & 0 \\ 0 & 0 & 1 \end{bmatrix}
\end{aligned}$$

The product in the other direction is similar.

$$\begin{aligned}
\begin{bmatrix} \frac{2}{45} & \frac{11}{45} & \frac{-3}{45} \\ \frac{21}{45} & \frac{3}{45} & \frac{-9}{45} \\ \frac{10}{45} & \frac{10}{45} & \frac{-15}{45} \end{bmatrix} \cdot \begin{bmatrix} 1 & 3 & -2 \\ 5 & 0 & -1 \\ 4 & 2 & -5 \end{bmatrix} &= \begin{bmatrix} \frac{2}{45} + \frac{55}{45} - \frac{12}{45} & \frac{6}{45} + 0 - \frac{6}{45} & \frac{-4}{45} - \frac{11}{45} + \frac{15}{45} \\ \frac{21}{45} + \frac{15}{45} - \frac{36}{45} & \frac{63}{45} + 0 - \frac{18}{45} & \frac{-42}{45} + \frac{-3}{45} + \frac{45}{45} \\ \frac{10}{45} + \frac{50}{45} - \frac{60}{45} & \frac{30}{45} + 0 - \frac{30}{45} & \frac{-20}{45} - \frac{10}{45} + \frac{75}{45} \end{bmatrix} \\
&= \begin{bmatrix} \frac{57}{45} - \frac{12}{45} & \frac{6}{45} - \frac{6}{45} & \frac{-15}{45} + \frac{15}{45} \\ \frac{36}{45} - \frac{36}{45} & \frac{63}{45} - \frac{18}{45} & \frac{-45}{45} + \frac{45}{45} \\ \frac{60}{45} - \frac{60}{45} & \frac{30}{45} - \frac{30}{45} & \frac{-30}{45} + \frac{75}{45} \end{bmatrix} \\
&= \begin{bmatrix} \frac{45}{45} & 0 & 0 \\ 0 & \frac{45}{45} & 0 \\ 0 & 0 & \frac{45}{45} \end{bmatrix} = \begin{bmatrix} 1 & 0 & 0 \\ 0 & 1 & 0 \\ 0 & 0 & 1 \end{bmatrix}
\end{aligned}$$

The product in the other direction is similar.

Determine whether the given matrices are inverses.

$$1. \begin{bmatrix} 1 & 3 \\ 2 & 5 \end{bmatrix} \text{ and } \begin{bmatrix} -5 & 3 \\ 2 & -1 \end{bmatrix}$$

$$2. \begin{bmatrix} 1 & 3 \\ -2 & 5 \end{bmatrix} \text{ and } \begin{bmatrix} 5 & -3 \\ 2 & 1 \end{bmatrix}$$

$$3. \begin{bmatrix} 4 & 5 \\ 9 & 7 \end{bmatrix} \text{ and } \begin{bmatrix} \frac{1}{4} & \frac{1}{5} \\ \frac{1}{9} & \frac{1}{7} \end{bmatrix}$$

$$4. \begin{bmatrix} 3 & 5 \\ 2 & 4 \end{bmatrix} \text{ and } \begin{bmatrix} 2 & -2.5 \\ -1 & 1.5 \end{bmatrix}$$

$$5. \begin{bmatrix} 3 & 2 & 1 \\ 1 & 0 & -1 \\ -2 & -3 & 0 \end{bmatrix} \text{ and } \begin{bmatrix} \frac{3}{8} & \frac{3}{8} & \frac{1}{4} \\ -\frac{1}{4} & -\frac{1}{4} & -\frac{1}{2} \\ \frac{3}{8} & -\frac{5}{8} & \frac{1}{4} \end{bmatrix}$$

$$6. \begin{bmatrix} 1 & 2 & 3 \\ 0 & 2 & 1 \\ 0 & 0 & 3 \end{bmatrix} \text{ and } \begin{bmatrix} 1 & -1 & \frac{2}{3} \\ 0 & \frac{1}{2} & -\frac{1}{6} \\ 0 & 0 & \frac{1}{3} \end{bmatrix}$$

$$7. \begin{bmatrix} 3 & 1 & 2 & 6 \\ 4 & 8 & 1 & 0 \\ -2 & 5 & -1 & -7 \\ 0 & -3 & 3 & 1 \end{bmatrix} \text{ and } \begin{bmatrix} -\frac{1}{3} & -1 & \frac{-1}{2} & -6 \\ -4 & -8 & -1 & 0 \\ \frac{1}{2} & -5 & 1 & 7 \\ 0 & 3 & -3 & -1 \end{bmatrix}$$

Tell whether each matrix has an inverse. Do not find the inverse matrix.

$$8. \begin{bmatrix} 5 & 3 \\ -2 & 1 \end{bmatrix}$$

$$10. \begin{bmatrix} 9 & 1 \\ 5 & 2 \end{bmatrix}$$

$$9. \begin{bmatrix} 4 & 2 \\ 7 & 1 \\ -3 & 2 \end{bmatrix}$$

$$11. \begin{bmatrix} 5 & 2 \\ 10 & 4 \end{bmatrix}$$

12.  $\begin{bmatrix} 1 & 9 \\ 3 & 2 \end{bmatrix}$

14.  $\begin{bmatrix} 1 & 5 & 3 \\ 0 & 1 & 5 \\ 0 & 0 & 0 \end{bmatrix}$

13.  $\begin{bmatrix} 2 & 1 & 3 \\ 7 & 1 & -5 \\ -3 & 0 & -2 \end{bmatrix}$

Find the inverse of each matrix, if possible.

15.  $\begin{bmatrix} 5 & 3 \\ -2 & 1 \end{bmatrix}$

17.  $\begin{bmatrix} 2 & 1 & 3 \\ 7 & 1 & -5 \\ -3 & 0 & -2 \end{bmatrix}$

16.  $\begin{bmatrix} 9 & 1 \\ 5 & 2 \end{bmatrix}$

## Solving systems with matrices

Solving a system of equations—two or more equations in two or more variables—is a common task in algebra. In order to arrive at a solution, you need to have as many equations as variables. There are three methods of solving a system of equations that make use of matrix algebra: Cramer’s rule, the method of inverses, and reduced row echelon form.

### Cramer’s rule

Cramer’s rule is a method for determining the solution of a system of equations by means of determinants. You probably remember from algebra the elimination method of solving a system of equations. One or both equations can be multiplied by a constant and then the equations added

to eliminate one of the variables. Solving the system  $\begin{cases} 2x + 3y = 19 \\ 3x - 4y = 3 \end{cases}$  will allow us to look at the

options available. If we choose to eliminate  $x$  from the equations, the first equation can be multiplied by 3 and the second equation multiplied by  $-2$ .

$$\begin{array}{rcl} 3(2x + 3y) = (19) \cdot 3 & \text{becomes} & 6x + 9y = 57 \\ -2(3x - 4y) = (3) \cdot -2 & & -6x + 8y = -6 \end{array}$$

Adding the equations eliminates  $x$ .

$$\begin{array}{r} 6x + 9y = 57 \\ -6x + 8y = -6 \\ \hline 17y = 51 \\ y = \frac{51}{17} = 3 \end{array}$$



Once the value of one variable is known, it can be substituted back into one of the original equations:  $2x + 3 \cdot 3 = 19 \Rightarrow 2x = 10 \Rightarrow x = 5$ .

If instead we choose to eliminate  $y$ , the first equation is multiplied by 4 and the second by 3.

$$\begin{array}{rcl} 4(2x + 3y) = (19) \cdot 4 & & 8x + 12y = 76 \\ 3(3x - 4y) = (3) \cdot 3 & \text{becomes} & 9x - 12y = 9 \end{array}$$

Then the equations are added.

$$\begin{array}{r} 8x + \cancel{12y} = 76 \\ 9x - \cancel{12y} = 9 \\ \hline 17x = 85 \\ x = \frac{85}{17} = 5 \end{array}$$

Plugging the value of  $x$  back in produces the value of  $y$ .

$$2 \cdot 5 + 3y = 19 \Rightarrow 3y = 9 \Rightarrow y = 3$$

To understand the origins of Cramer's rule, we want to focus for a moment on two lines, one from each of the solutions above:  $x = \frac{85}{17} = 5$  and  $y = \frac{51}{17} = 3$ . The denominator of 17, common to both, is equal to  $2 \cdot 4 + 3 \cdot 3$ , the opposite of the determinant of the coefficient matrix.

$\begin{vmatrix} 2 & 3 \\ 3 & -4 \end{vmatrix} = 2(-4) - 3(3) = -8 - 9 = -17$ . The 85 can be produced from a determinant involving the coefficients of the  $y$ -terms and the constants, and the 51 from the coefficients of the  $x$ -terms and the constants. Cramer's rule recognizes this and uses determinants to arrive at the solution of the system quickly and easily.

## The denominator

To use Cramer's rule to solve a system, we first find the determinant of the matrix of coefficients, placing the  $x$  coefficients in the first column and the  $y$  coefficients in the second:

$\begin{vmatrix} 2 & 3 \\ 3 & -4 \end{vmatrix} = 2(-4) - 3(3) = -8 - 9 = -17$ . There is no need to worry about the sign, as you will see in a moment. This determinant will be our denominator for both  $x$  and  $y$ .

## A numerator for each variable

Next we create a determinant for each variable. The numerator for  $x$  is the determinant formed when we take the coefficient matrix  $\begin{vmatrix} 2 & 3 \\ 3 & -4 \end{vmatrix}$  and replace the values in the  $x$  column with the constants.

$$\begin{vmatrix} 19 & 3 \\ 3 & -4 \end{vmatrix} = 19(-4) - 3(3) = -76 - 9 = -85$$

The numerator for  $y$  is the determinant formed when we take the coefficient matrix  $\begin{vmatrix} 2 & 3 \\ 3 & -4 \end{vmatrix}$  and replace the values in the  $y$  column with the constants.

$$\begin{vmatrix} 2 & 19 \\ 3 & 3 \end{vmatrix} = 2(3) - 3(19) = 6 - 57 = -51$$

Notice that both of these have come out opposite in sign to the values we saw in the algebraic solutions. In a moment, when we divide, these sign differences will cancel one another.

## Solutions

To find the values of  $x$  and  $y$ , all that remains is to divide and simplify. The value of  $x$  is the  $x$  numerator over the denominator:  $x = \frac{-85}{-17} = 5$ . The value of  $y$  is the  $y$  numerator over the denominator:  $y = \frac{-51}{-17} = 3$ .

If we put all this work in symbolic terms, we can say that the solution of the system  $\begin{cases} a_1x + b_1y = c_1 \\ a_2x + b_2y = c_2 \end{cases}$  can be expressed as

$$x = \frac{\begin{vmatrix} c_1 & b_1 \\ c_2 & b_2 \end{vmatrix}}{\begin{vmatrix} a_1 & b_1 \\ a_2 & b_2 \end{vmatrix}} \quad \text{and} \quad y = \frac{\begin{vmatrix} a_1 & c_1 \\ a_2 & c_2 \end{vmatrix}}{\begin{vmatrix} a_1 & b_1 \\ a_2 & b_2 \end{vmatrix}}$$

### EXERCISE

## 13·7

Solve each system by Cramer's rule.

1.  $\begin{cases} -3x + 2y = -20 \\ 5x - 3y = 33 \end{cases}$

2.  $\begin{cases} 2x - 7y = 1 \\ 3x + 5y = 17 \end{cases}$

3.  $\begin{cases} 2x + 3y = 2.9 \\ 4x - y = -3.3 \end{cases}$

4.  $\begin{cases} 2x - y - 3z = 10 \\ x - 2y + 3z = -22 \\ 3x + 5y - z = 63 \end{cases}$

5.  $\begin{cases} x + y - z = -6 \\ x - y + z = 14 \\ x - y - z = 8 \end{cases}$

6.  $\begin{cases} 2x + 3y = 5 \\ 2y + z = 5 \\ x + 3z = -5 \end{cases}$

## Method of inverses

We have already seen that Cramer's rule allows us to solve systems of equations by means of the determinants of matrices formed from the coefficients of the system. With the addition of inverses to the matrix tool kit, we can expand our understanding of matrix algebra to access two additional methods.

From your experience solving systems, you no doubt recognize that there is no difference in the solution of the system  $\begin{cases} 3x - 2y = 13 \\ x + 3y = 8 \end{cases}$  and the system  $\begin{cases} 3a - 2b = 13 \\ a + 3b = 8 \end{cases}$ . You know that the particular letters used as variables are less significant than the coefficients and constants that define the system. All the matrix methods of solving systems depend on matrices made from these coefficients and constants, but unlike Cramer's rule, these methods do not replace the coefficients with the constants.

## Matrices of coefficients and of constants

The first of the methods we will explore organizes the critical numbers into two matrices, one for the coefficients of the variables and one for the constants. If we use the system  $\begin{cases} 3x - 2y = 13 \\ x + 3y = 8 \end{cases}$  from our earlier discussion as our example, we can form these two matrices. The first is a  $2 \times 2$  matrix containing the coefficients of  $x$  in the first column and the coefficients of  $y$  in the second column. Each equation forms a row of the matrix, so the matrix of coefficients is  $\begin{bmatrix} 3 & -2 \\ 1 & 3 \end{bmatrix}$ . The second matrix, a column matrix with dimension  $2 \times 1$ , contains the constants from the other side of each equation. The matrix of constants thus formed is  $\begin{bmatrix} 13 \\ 8 \end{bmatrix}$ .

The key to this method lies in the fact that the system can be represented by a single statement of matrix multiplication. If the coefficient matrix is multiplied by a column matrix containing our variables, the result is exactly the left side of our system.

$$\begin{bmatrix} 3 & -2 \\ 1 & 3 \end{bmatrix} \cdot \begin{bmatrix} x \\ y \end{bmatrix} = \begin{bmatrix} 3x - 2y \\ x + 3y \end{bmatrix}$$

Since this is the case, our system of equations is equivalent to the matrix equation

$$\begin{bmatrix} 3 & -2 \\ 1 & 3 \end{bmatrix} \cdot \begin{bmatrix} x \\ y \end{bmatrix} = \begin{bmatrix} 13 \\ 8 \end{bmatrix}$$

The algebra of matrices allows us to multiply both sides of this equation by the same matrix, just as standard algebra allows us to multiply both sides of an equation by the same number. If then we choose to multiply both sides of this equation by the inverse of the coefficient matrix, we find ourselves with a rapid solution.

$$\begin{aligned} \underbrace{\begin{bmatrix} 3 & -2 \\ 1 & 3 \end{bmatrix}^{-1}}_{\begin{bmatrix} 1 & 0 \\ 0 & 1 \end{bmatrix}} \cdot \begin{bmatrix} 3 & -2 \\ 1 & 3 \end{bmatrix} \cdot \begin{bmatrix} x \\ y \end{bmatrix} &= \begin{bmatrix} 3 & -2 \\ 1 & 3 \end{bmatrix}^{-1} \cdot \begin{bmatrix} 13 \\ 8 \end{bmatrix} \\ \begin{bmatrix} 1 & 0 \\ 0 & 1 \end{bmatrix} \begin{bmatrix} x \\ y \end{bmatrix} &= \begin{bmatrix} 3 & -2 \\ 1 & 3 \end{bmatrix}^{-1} \cdot \begin{bmatrix} 13 \\ 8 \end{bmatrix} \\ \begin{bmatrix} x \\ y \end{bmatrix} &= \begin{bmatrix} 3 & -2 \\ 1 & 3 \end{bmatrix}^{-1} \cdot \begin{bmatrix} 13 \\ 8 \end{bmatrix} \end{aligned}$$

The solution of the system of equations is equal to the inverse of the coefficient matrix times the constant matrix.

$$\text{In our } 2 \times 2 \text{ example, } \begin{bmatrix} x \\ y \end{bmatrix} = \begin{bmatrix} 3 & -2 \\ 1 & 3 \end{bmatrix}^{-1} \cdot \begin{bmatrix} 13 \\ 8 \end{bmatrix}. \text{ Since } \begin{bmatrix} 3 & -2 \\ 1 & 3 \end{bmatrix}^{-1} = \frac{1}{11} \begin{bmatrix} 3 & 2 \\ -1 & 3 \end{bmatrix} = \begin{bmatrix} \frac{3}{11} & \frac{2}{11} \\ -\frac{1}{11} & \frac{3}{11} \end{bmatrix}, \text{ we can}$$

find our solution by multiplying.

$$\begin{bmatrix} x \\ y \end{bmatrix} = \begin{bmatrix} \frac{3}{11} & \frac{2}{11} \\ -\frac{1}{11} & \frac{3}{11} \end{bmatrix} \cdot \begin{bmatrix} 13 \\ 8 \end{bmatrix} = \begin{bmatrix} \frac{39}{11} + \frac{16}{11} \\ -\frac{13}{11} + \frac{24}{11} \end{bmatrix} = \begin{bmatrix} \frac{55}{11} \\ \frac{11}{11} \end{bmatrix} = \begin{bmatrix} 5 \\ 1 \end{bmatrix}$$

Thus, we know that  $x = 5$  and  $y = 1$ .

Although we have used a system of two equations in two variables as our example, the logic of the matrix algebra holds for systems of any size. Since calculators allow us to find inverses and to multiply matrices easily, the technique gives us an easy way to solve systems of any size.

$$\text{To solve } \begin{cases} 2x - 3y + z = 27 \\ 3x + 5y - 2z = -2 \\ x + 3y - 5z = -22 \end{cases}, \text{ we first create the equivalent matrix equation.}$$

$$\begin{bmatrix} 2 & -3 & 1 \\ 3 & 5 & -2 \\ 1 & 3 & -5 \end{bmatrix} \cdot \begin{bmatrix} x \\ y \\ z \end{bmatrix} = \begin{bmatrix} 27 \\ -2 \\ -22 \end{bmatrix}$$

Matrix algebra then tells us that

$$\begin{bmatrix} x \\ y \\ z \end{bmatrix} = \begin{bmatrix} 2 & -3 & 1 \\ 3 & 5 & -2 \\ 1 & 3 & -5 \end{bmatrix}^{-1} \cdot \begin{bmatrix} 27 \\ -2 \\ -22 \end{bmatrix}$$

Completing the calculation tells us that  $x = 7$ ,  $y = -3$ , and  $z = 4$ .

### EXERCISE

## 13·8

Use inverse matrices to solve each system.

1.  $-3x + 2y = -20$

$5x - 3y = 33$

4.  $2x + 7y = 13$

$x - 5y = -2$

2.  $2x - 7y = 1$

$3x + 5y = 17$

5.  $3x - 5y = 36$

$2x + y = 11$

3.  $2x + 3y = 2.9$

$4x - y = -3.3$

6.  $5x + 2y = -21$

$3x - 4y = -23$

$$2x - y - 3z = 10$$

7.  $x - 2y + 3z = -22$   
 $3x + 5y - z = 63$

$$x + y - z = -6$$

8.  $x - y + z = 14$   
 $x - y - z = 8$

$$2x + 3y = 5$$

9.  $2y + z = 5$   
 $x + 3z = -5$

$$5x - 7y + 2z = 40$$

10.  $3x + 2y - z = 5$   
 $4x - y + 3z = 27$

## Reduced row echelon form

Our final method of solving systems of equations uses a single matrix to contain both the coefficients and the constants that define the system. This matrix is called the *augmented matrix*. In our earlier example, the matrix of coefficients was  $\begin{bmatrix} 3 & -2 \\ 1 & 3 \end{bmatrix}$  and the constant matrix was  $\begin{bmatrix} 13 \\ 8 \end{bmatrix}$ .

To form the augmented matrix, we add the column of constants to the end, or right, of the matrix of coefficients:  $\begin{bmatrix} 3 & -2 & | & 13 \\ 1 & 3 & | & 8 \end{bmatrix}$ .

### Row operations

While much of the time we wish to perform operations that use an entire matrix as a unit, it is possible to perform some operations which involve only individual rows of a matrix. These operations parallel the algebraic process you used to solve a system of equations. In that process, you will remember, you multiplied through an equation by a constant, added two equations, and when convenient, changed the order of the equations. The corresponding activities for the rows of a matrix are

- Multiply all elements of a row by a constant
- Add the elements of one row to the corresponding elements of another
- Exchange two rows

The last of these, row swapping, is the simplest of the three, and although probably used less often than the other two, it is useful. If we recall that the augmented matrix corresponds to a system of equations, row swapping is equivalent to changing the order in which the equations are written.

If we use the augmented matrix constructed above to illustrate our other row operations, we

can multiply all the elements in row 2 by  $-3$ . Doing so will transform the matrix  $\begin{bmatrix} 3 & -2 & | & 13 \\ 1 & 3 & | & 8 \end{bmatrix}$  into

the matrix  $\begin{bmatrix} 3 & -2 & | & 13 \\ -3 & -9 & | & -24 \end{bmatrix}$ . We can choose to multiply any row by a constant, and we can choose

any constant as the multiplier. What is important for our purposes is to realize that the transformed matrix represents a system of equations with the same solution as our original.

We can add one row of the matrix to another, with the sum replacing one of the rows. For our discussion, we will agree that when we add row  $X$  to row  $Y$  (where  $X$  and  $Y$  are row numbers) the sum will replace row  $Y$ , that is, we add to a row to change it. The second named row is the row

changed, while the first is not altered. If we begin with the matrix  $\begin{bmatrix} 3 & -2 & | & 13 \\ 1 & 3 & | & 8 \end{bmatrix}$  and add row 1 to

row 2, row 1 will not change, but row 2 will be replaced with the sums of the corresponding elements:

$$\left[ \begin{array}{cc|c} 3 & -2 & 13 \\ 4 & 1 & 21 \end{array} \right]$$

The row multiplication and row addition operations can be used in tandem, just as multiplication and addition are used in the algebraic solution of systems. If we take our previous row multiplication example and follow it with a row addition, we see these transformations.

- Augmented matrix:  $\left[ \begin{array}{cc|c} 3 & -2 & 13 \\ 1 & 3 & 8 \end{array} \right]$

- Multiply row 2 by  $-3$ :  $\left[ \begin{array}{cc|c} 3 & -2 & 13 \\ -3 & -9 & -24 \end{array} \right]$

- Add row 1 to row 2:  $\left[ \begin{array}{cc|c} 3 & -2 & 13 \\ 0 & -11 & -11 \end{array} \right]$

If we continue with another row multiplication, we approach a solution.

- Multiply row 2 by  $\frac{1}{-11}$ :  $\left[ \begin{array}{cc|c} 3 & -2 & 13 \\ 0 & 1 & 1 \end{array} \right]$

This matrix tells us that  $0x+1y=1$ , or simply  $y=1$ . A few more row operations give us the complete solution.

- Multiply row 2 by 2:  $\left[ \begin{array}{cc|c} 3 & -2 & 13 \\ 0 & 2 & 2 \end{array} \right]$

- Add row 2 to row 1:  $\left[ \begin{array}{cc|c} 3 & 0 & 15 \\ 0 & 2 & 2 \end{array} \right]$

- Multiply row 1 by  $\frac{1}{3}$ :  $\left[ \begin{array}{cc|c} 1 & 0 & 5 \\ 0 & 2 & 2 \end{array} \right]$

- Multiply row 2 by  $\frac{1}{2}$ :  $\left[ \begin{array}{cc|c} 1 & 0 & 5 \\ 0 & 1 & 1 \end{array} \right]$

This transformation of the matrix tells us that  $x=5$  and  $y=1$ .

As we have seen, row operations can transform the augmented matrix associated with a system of equations to matrices that are equivalent; that is, they represent systems with identical solutions. This parallels the steps in an algebraic solution and therefore can be used to determine the solution of the system.

When row operations are used to transform the augmented matrix, the goal is to produce an equivalent matrix in which the solution is apparent. This form, in which the area originally occupied by the coefficients has been transformed to an identity matrix, is called reduced row echelon form.

To solve the system  $\begin{cases} 2x-3y+z=27 \\ 3x+5y-2z=-2 \\ x+3y-5z=-22 \end{cases}$ , we first create the augmented matrix

$$\left[ \begin{array}{ccc|c} 2 & -3 & 1 & 27 \\ 3 & 5 & -2 & -2 \\ 1 & 3 & -5 & -22 \end{array} \right].$$

Many different sequences of row operations could be used to produce a

reduced row echelon form matrix equivalent to this one. One possible series of transformations will be shown here.

- Swap row 1 and row 3: 
$$\left[ \begin{array}{ccc|c} 1 & 3 & -5 & -22 \\ 3 & 5 & -2 & -2 \\ 2 & -3 & 1 & 27 \end{array} \right]$$

- Add  $-3$  times row 1 to row 2: 
$$\left[ \begin{array}{ccc|c} 1 & 3 & -5 & -22 \\ 0 & -4 & 13 & 64 \\ 2 & -3 & 1 & 27 \end{array} \right]$$

- Add  $-2$  times row 1 to row 3: 
$$\left[ \begin{array}{ccc|c} 1 & 3 & -5 & -22 \\ 0 & -4 & 13 & 64 \\ 0 & -9 & 11 & 71 \end{array} \right]$$

- Multiply row 2 by  $\frac{-1}{4}$ : 
$$\left[ \begin{array}{ccc|c} 1 & 3 & -5 & -22 \\ 0 & 1 & -3\frac{1}{4} & -16 \\ 0 & -9 & 11 & 71 \end{array} \right]$$

- Add  $-3$  times row 2 to row 1: 
$$\left[ \begin{array}{ccc|c} 1 & 0 & 4\frac{3}{4} & 26 \\ 0 & 1 & -3\frac{1}{4} & -16 \\ 0 & -9 & 11 & 71 \end{array} \right]$$

- Add 9 times row 2 to row 3: 
$$\left[ \begin{array}{ccc|c} 1 & 0 & 4\frac{3}{4} & 26 \\ 0 & 1 & -3\frac{1}{4} & -16 \\ 0 & 0 & -18\frac{1}{4} & -73 \end{array} \right]$$

- Multiply row 3 by  $\frac{-4}{73}$ : 
$$\left[ \begin{array}{ccc|c} 1 & 0 & 4\frac{3}{4} & 26 \\ 0 & 1 & -3\frac{1}{4} & -16 \\ 0 & 0 & 1 & 4 \end{array} \right]$$

- Add  $-4\frac{3}{4}$  times row 3 to row 1: 
$$\left[ \begin{array}{ccc|c} 1 & 0 & 0 & 7 \\ 0 & 1 & -3\frac{1}{4} & -16 \\ 0 & 0 & 1 & 4 \end{array} \right]$$

- Add  $3\frac{1}{4}$  times row 3 to row 2: 
$$\left[ \begin{array}{ccc|c} 1 & 0 & 0 & 7 \\ 0 & 1 & 0 & -3 \\ 0 & 0 & 1 & 4 \end{array} \right]$$

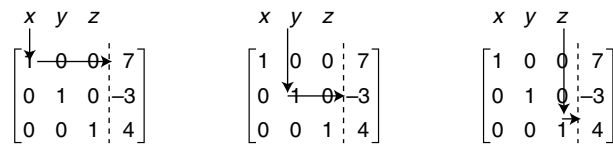
This final transformation gives us a reduced row echelon form. Note the  $3 \times 3$  identity matrix in the first three columns:

$$\left[ \begin{array}{ccc|c} 1 & 0 & 0 & 7 \\ 0 & 1 & 0 & -3 \\ 0 & 0 & 1 & 4 \end{array} \right].$$

The final column contains the solution. To read

the solution properly, consider a copy of the final matrix with the columns labeled with the

variable whose coefficients it contains. Imagine an arrow from the variable to the 1 in the column below it. Make a 90° turn and follow across to the solution column as shown in Figure 13.9.



**Figure 13.9** Reading the solution.

Using this method we read the value of each variable.

$$x = 7 \quad y = -3 \quad z = 4$$

## Dependent and inconsistent systems

There are situations, as we know, when systems do not have unique solutions. Some systems are dependent, that is, one equation in the system is a constant multiple of another. Other systems may be inconsistent, meaning that two equations within the system contradict one another.

For an augmented matrix that represents a dependent system or an inconsistent system, the attempt to use the reduced row echelon form method will fail. The positions that ought to hold the identity matrix will not contain the proper values. The result may be close to an identity; this is why it is important to examine the result carefully.

For a dependent system the final matrix will contain a row composed entirely of 0s. The final matrix for an inconsistent system will contain a row composed of 0s in the coefficient positions and a non-0 value in the last column.

The system 
$$\begin{cases} 2x + 3y - 6z = 8 \\ 4x - 5y + z = -6 \\ 6x + 9y - 18z = 24 \end{cases}$$
 is dependent, because the equation  $6x + 9y - 18z = 24$  is a

multiple of  $2x + 3y - 6z = 8$ . The augmented matrix for this system is 
$$\begin{bmatrix} 2 & 3 & -6 & 8 \\ 4 & -5 & 1 & -6 \\ 6 & 9 & -18 & 24 \end{bmatrix}$$
. When

we put this matrix in reduced row echelon form, the result is 
$$\begin{bmatrix} 1 & 0 & -\frac{27}{22} & 1 \\ 0 & 1 & -\frac{13}{11} & 2 \\ 0 & 0 & 0 & 0 \end{bmatrix}$$
. The third column

does not contain the pattern of 1s and 0s that completes the identity, and the bottom row of the output is entirely 0s.

The system 
$$\begin{cases} 5x + 2y - 3z = 24 \\ 5x + 2y - 3z = 18 \\ x + y - z = 4 \end{cases}$$
 is inconsistent because the first and second equations are in obvious conflict. The augmented matrix for this system is 
$$\begin{bmatrix} 5 & 2 & -3 & 24 \\ 5 & 2 & -3 & 18 \\ 1 & 1 & -1 & 4 \end{bmatrix}$$
. When we put this



matrix in reduced row echelon form, we get  $\begin{bmatrix} 1 & 0 & -\frac{1}{3} & 1 \\ 0 & 1 & -\frac{2}{3} & 2 \\ 0 & 0 & 0 & 1 \end{bmatrix}$ . Again, the third column is incorrect, but the bottom row tries to tell us that  $0x + 0y + 0z = 1$ , a clearly impossible result.

EXERCISE

13.9

Transform each augmented matrix to reduced row echelon form.

1.  $\left[ \begin{array}{cc|c} 2 & 7 & -18 \\ 1 & -5 & 25 \end{array} \right]$

4.  $\left[ \begin{array}{ccc|c} 5 & -7 & 2 & -39 \\ 3 & 2 & -1 & 1 \\ 4 & -1 & 3 & -4 \end{array} \right]$

2.  $\left[ \begin{array}{cc|c} 3 & -5 & -33 \\ 2 & 1 & 4 \end{array} \right]$

5.  $\left[ \begin{array}{ccc|c} 1 & 3 & -1 & \frac{8}{3} \\ 3 & 1 & 1 & \frac{4}{3} \\ 1 & -1 & 3 & \frac{-4}{3} \end{array} \right]$

3.  $\left[ \begin{array}{cc|c} 5 & 2 & -9 \\ 3 & -4 & -8 \end{array} \right]$

Identify each system as consistent, inconsistent, or dependent.

6.  $\left[ \begin{array}{cc|c} 1 & 7 & 4 \\ 0 & 0 & 0 \end{array} \right]$

9.  $\left[ \begin{array}{ccc|c} 1 & 0 & 2 & 6 \\ 0 & 1 & -1 & 4 \\ 0 & 0 & 0 & -3 \end{array} \right]$

7.  $\left[ \begin{array}{cc|c} 1 & 8 & 25 \\ 0 & 0 & 4 \end{array} \right]$

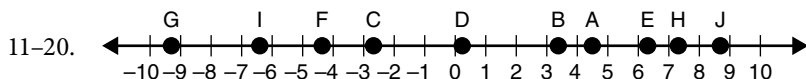
10.  $\left[ \begin{array}{ccc|c} 1 & 0 & 8 & -4 \\ 0 & 1 & 5 & 13 \\ 0 & 0 & 0 & 0 \end{array} \right]$

8.  $\left[ \begin{array}{ccc|c} 1 & 0 & 0 & 5 \\ 0 & 1 & 0 & -3 \\ 0 & 0 & 1 & 2 \end{array} \right]$

# Answers

## 1 Arithmetic to algebra

- 1.1
- |                                      |   |
|--------------------------------------|---|
| 1. Rationals, Reals                  | 6. Natural, Whole, Integers, Rationals, Reals |
| 2. Integers, Rationals, Reals        | 7. Rationals, Reals                           |
| 3. Rationals, Reals                  | 8. Rationals, Reals                           |
| 4. Whole, Integers, Rationals, Reals | 9. Rationals, Reals                           |
| 5. Irrationals, Reals                | 10. Irrationals, Reals                        |



- 1.2
- |  |  |
|--|--|
| 1. Commutative Property for Addition       | 9. Commutative Property for Multiplication |
| 2. Associative Property for Multiplication | 10. Multiplication Property of Zero        |
| 3. Identity for Addition                   | 11. Inverse for Addition                   |
| 4. Inverse for Multiplication              | 12. Distributive Property                  |
| 5. Distributive Property                   | 13. Identity for Multiplication            |
| 6. Zero Product Property                   | 14. Associative Property for Addition      |
| 7. Associative Property for Addition       | 15. Inverse for Addition                   |
| 8. Identity for Multiplication             |  |

- 1.3
- |        |        |         |         |
|--------|--------|---------|---------|
| 1. 2   | 6. 14  | 11. 2   | 16. -12 |
| 2. -17 | 7. 24  | 12. 7   | 17. -1  |
| 3. -54 | 8. -3  | 13. -32 | 18. -48 |
| 4. 4   | 9. -8  | 14. -10 | 19. 16  |
| 5. 3   | 10. 18 | 15. -40 | 20. 5   |

- 1.4
- |        |        |
|--------|--------|
| 1. 9   | 6. 21  |
| 2. 225 | 7. 3   |
| 3. 10  | 8. 15  |
| 4. 4   | 9. 20  |
| 5. 23  | 10. -2 |

- 1.5
- |                     |                     |                        |                          |
|---------------------|---------------------|------------------------|--------------------------|
| 1. $11t$            | 6. $13t - 3r - 10$  | 11. $2 + 3x$           | 16. $\frac{5p-3}{p^2}$   |
| 2. $4x$             | 7. $7x^2 - 6x + 19$ | 12. $3y - 7$           | 17. $r^2 - 4r$           |
| 3. $3x + 3y$        | 8. $8x - 6y - 19$   | 13. $\frac{t}{3} + 11$ | 18. $\frac{x}{2x-1} + 8$ |
| 4. $x + 10y - 3$    | 9. $2x^2 + 2x + 1$  | 14. $9n - 8$           | 19. $(3z+2)(4z-6)$       |
| 5. $-1 + 2x - 2x^2$ | 10. $10y - 9x$      | 15. $w + (-w)$         | 20. $\sqrt{4v^2 - 1}$    |

- 1.6
- |        |         |
|--------|---------|
| 1. 14  | 6. 1    |
| 2. -16 | 7. 85   |
| 3. 1   | 8. 230  |
| 4. 2   | 9. -3   |
| 5. 15  | 10. -26 |

## 2 Linear equations

- 2.1
- |             |                         |
|-------------|-------------------------|
| 1. $x = 4$  | 6. $z = 13.1$           |
| 2. $y = 16$ | 7. $y = 12\frac{1}{10}$ |
| 3. $t = 3$  | 8. $x = -6$             |
| 4. $w = 37$ | 9. $y = 3$              |
| 5. $x = 2$  | 10. $t = -7$            |

- 2.2
- |                        |                         |
|------------------------|-------------------------|
| 1. $x = 4$             | 6. $w = 15.4$           |
| 2. $z = 63$            | 7. $t = \frac{75}{128}$ |
| 3. $y = -8\frac{2}{5}$ | 8. $m = -12.4$          |
| 4. $t = -36$           | 9. $x = -3$             |
| 5. $x = 30$            | 10. $z = 175$           |

- 2.3
- |                      |              |
|----------------------|--------------|
| 1. $x = 13$          | 6. $x = 7$   |
| 2. $t = -3$          | 7. $x = 16$  |
| 3. $x = 5$           | 8. $x = 0.5$ |
| 4. $x = \frac{1}{3}$ | 9. $x = 25$  |
| 5. $x = 12$          | 10. $x = -8$ |

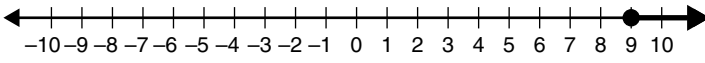
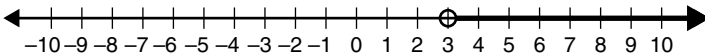
- 2.4
- |                      |                        |
|----------------------|------------------------|
| 1. $x = 5$           | 6. $x = 5.8$           |
| 2. $x = -4$          | 7. $x = 2.5$           |
| 3. $17 = x$          | 8. $x = 31$            |
| 4. $-1 = x$          | 9. $\frac{13}{8} = x$  |
| 5. $x = \frac{4}{3}$ | 10. $x = -\frac{3}{2}$ |


- 2.5
- |             |                      |
|-------------|----------------------|
| 1. $x = 6$  | 6. $2 = x$           |
| 2. $x = 10$ | 7. $x = 6$           |
| 3. $11 = x$ | 8. $x = \frac{8}{3}$ |
| 4. $x = 0$  | 9. $x = \frac{1}{3}$ |
| 5. $11 = x$ | 10. $x = 3$          |

- 2.6
- |                       |                     |  |
|-----------------------|---------------------|--|
| 1. $x = 6$            | $x = \frac{-28}{3}$ | 6. $x = 2$ Reject $x = -\frac{10}{7}$ because it will make the $18x$ negative, |
| 2. $x = \frac{10}{3}$ | $x = -\frac{7}{3}$  | 7. $x = 5$ (Reject $x = -10$ )   |
| 3. $x = 9$            | $x = -9.8$          | 8. $x = 9.5$ $x = 0.75$  |
| 4. $x = 5$            | $x = -6$            | 9. $x = 4$ $x = -2$  |
| 5. $x = 5.5$          | $x = -7.25$         | 10. $x = 3$ $x = -\frac{19}{13}$   |


- 2.7
- |   |                      |
|---|----------------------|
| 1. 5 nickels  | 6. 250 pennies       |
| 2. $4\frac{1}{6}$ h, or 4 h and 10 min, later                     | 7. 481 students      |
| 3. $3\frac{1}{3}$ lb of peanuts and $6\frac{2}{3}$ lbs of raisins | 8. $1\frac{1}{3}$ oz |
| 4. 30 mg of full strength and 70 mg of 50% solution               | 9. 1:25 p.m.         |
| 5. 5:00 p.m.  | 10. 2:30 p.m.        |

## 3 Linear inequalities

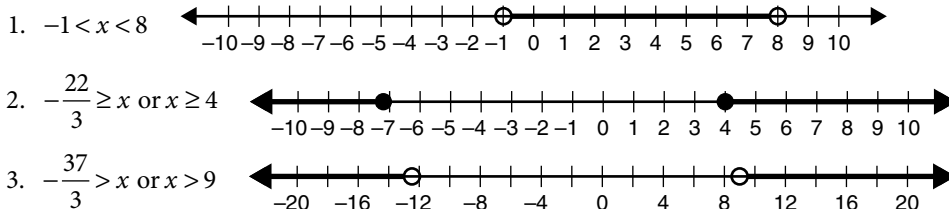
- 3.1
- |               |  |
|---------------|--|
| 1. $x \geq 9$ |  |
| 2. $x > 3$    |  |

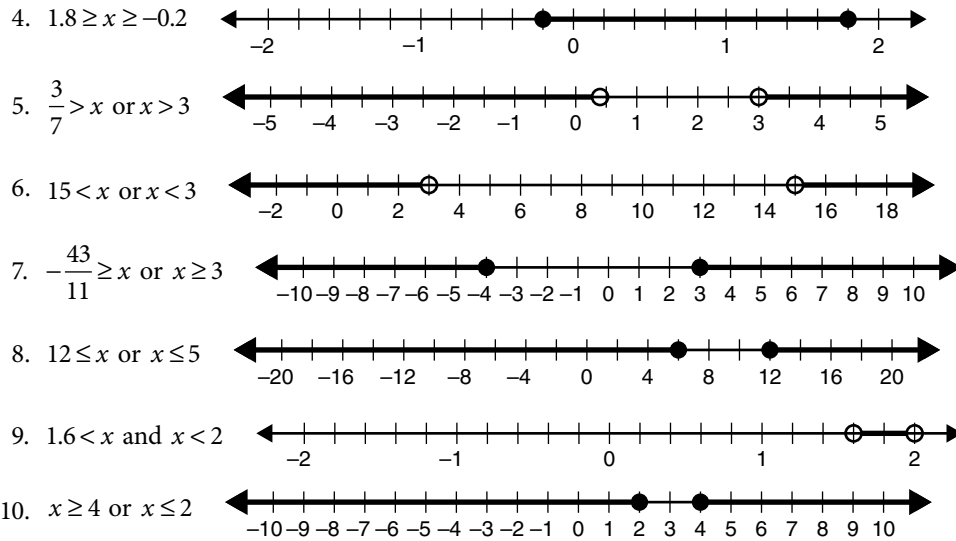


**3.2**



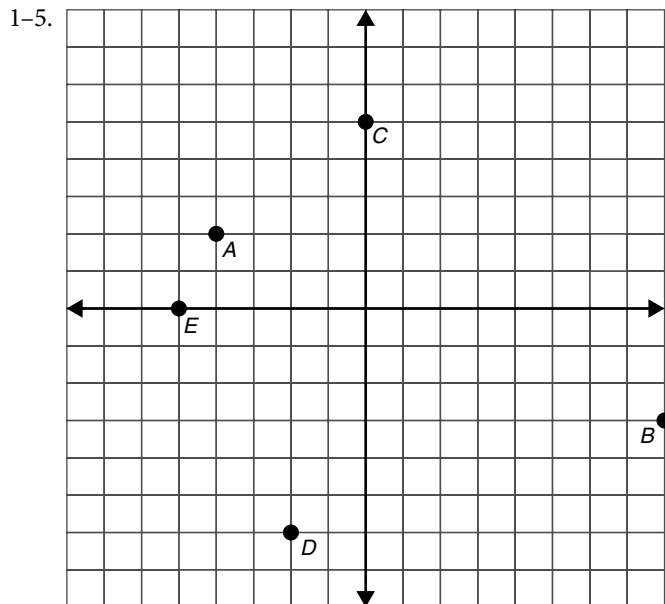
**3.3**





## 4 Coordinate graphing

4.1



- |                |                 |
|----------------|-----------------|
| 6. Quadrant II | 9. Quadrant III |
| 7. Quadrant I  | 10. Quadrant IV |
| 8. Quadrant IV |                 |

4.2

- |                     |                     |
|---------------------|---------------------|
| 1. $d = 3\sqrt{10}$ | 6. $a = 4, a = 10$  |
| 2. $d = \sqrt{17}$  | 7. $d = 15, d = -9$ |
| 3. $d = \sqrt{29}$  | 8. $c = 15, c = 1$  |
| 4. $d = \sqrt{34}$  | 9. $b = -10, b = 8$ |
| 5. $d = 7$          | 10. $a = \pm 4$     |

4.3

- |               |              |
|---------------|--------------|
| 1. (3.5, 5.5) | 6. $x = 2$   |
| 2. (-2, 4.5)  | 7. $x = 7$   |
| 3. (-3, -2)   | 8. $y = 9$   |
| 4. (4, 4)     | 9. $x = -5$  |
| 5. (2, -3)    | 10. $x = 16$ |

4.4

1.  $m = -\frac{3}{5}$

6.  $y = -2$

2.  $m = -\frac{2}{3}$

7.  $x = 4$

3.  $m = 0$

8.  $y = 4.5$

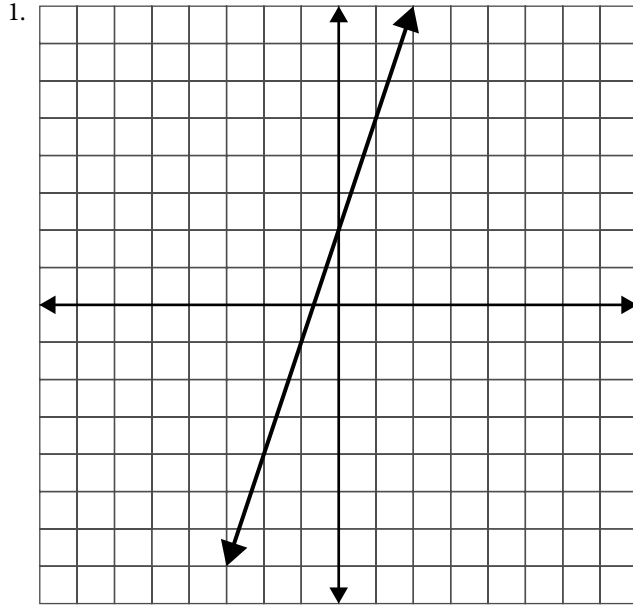
4.  $m = \frac{1}{4}$

9.  $x = -8$

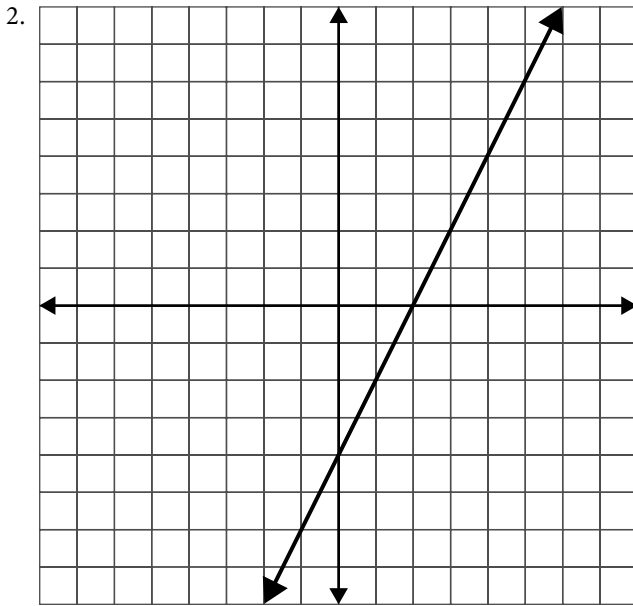
5. Undefined

10.  $y = 3$

4.5

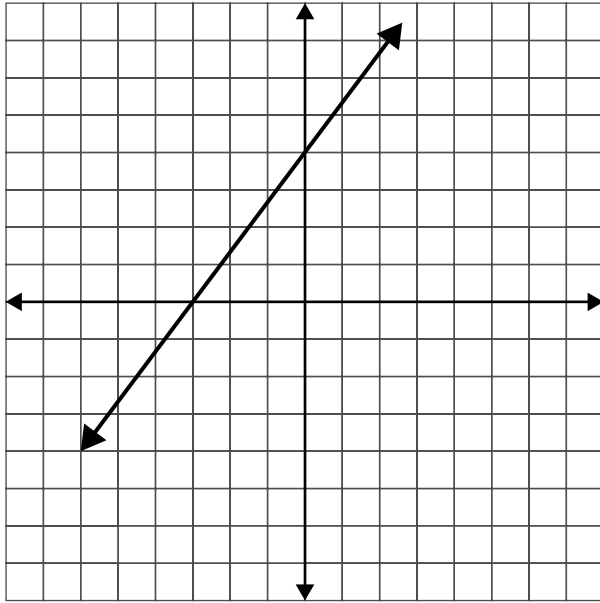


$x$	-2	-1	0	1	2
$y$	-4	-1	2	5	8



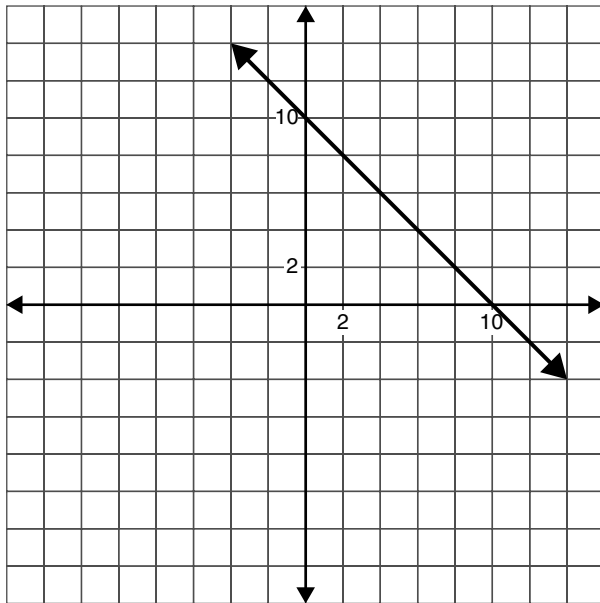
$x$	-2	-1	0	1	2
$y$	-8	-6	-4	-2	0

3.



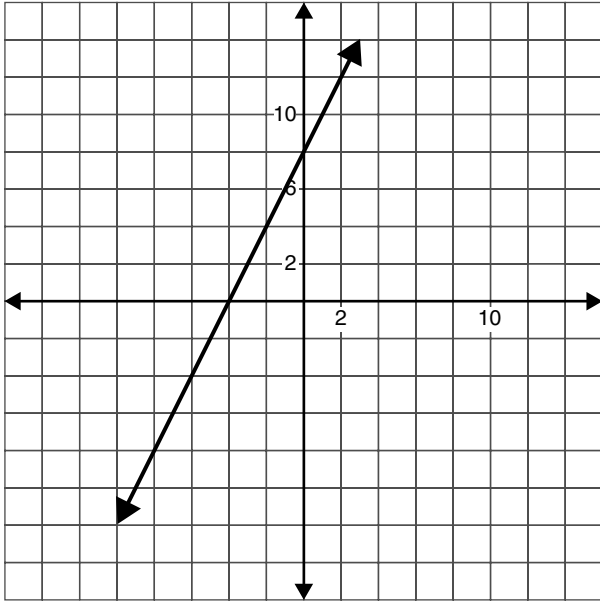
$x$	-6	-3	0	3	6
$y$	-4	0	4	8	12

4.



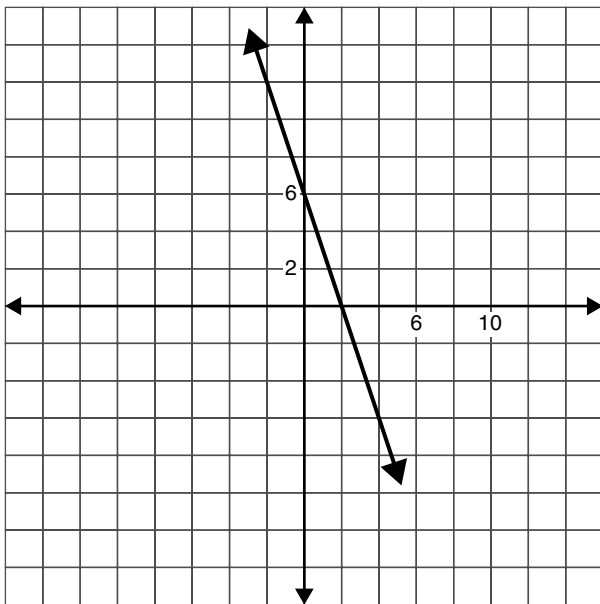
$x$	-2	-1	0	1	2
$y$	12	11	10	9	8

5.



$x$	-2	-1	0	1	2
$y$	3	5	7	9	11

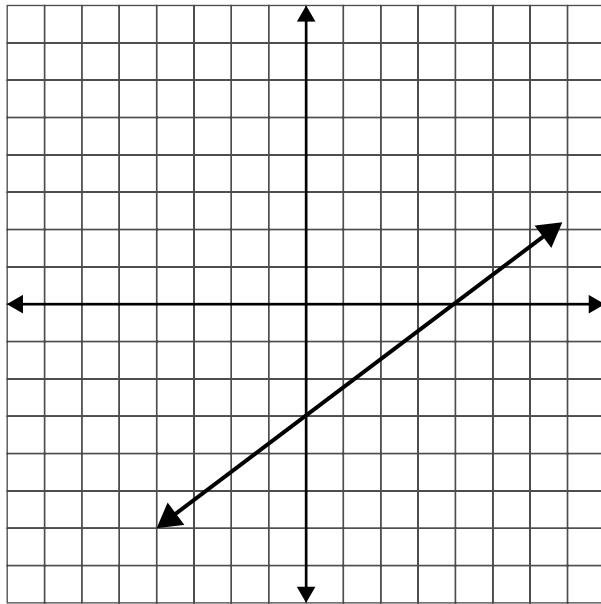
6.



$x$	-2	-1	0	1	2
$y$	12	9	6	3	0

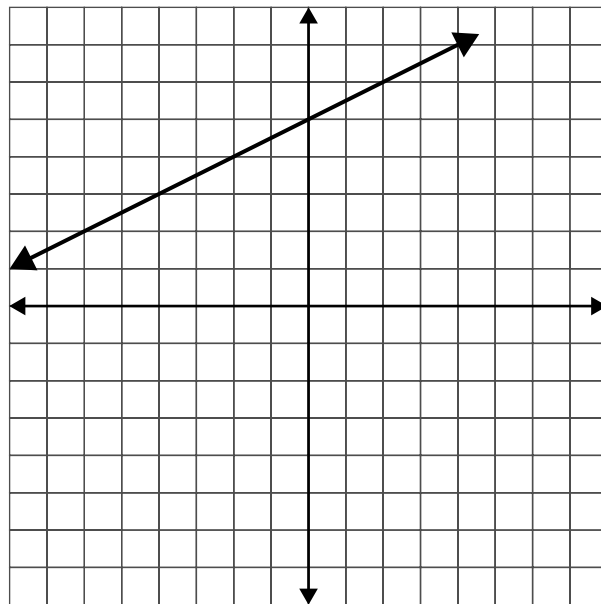


7.



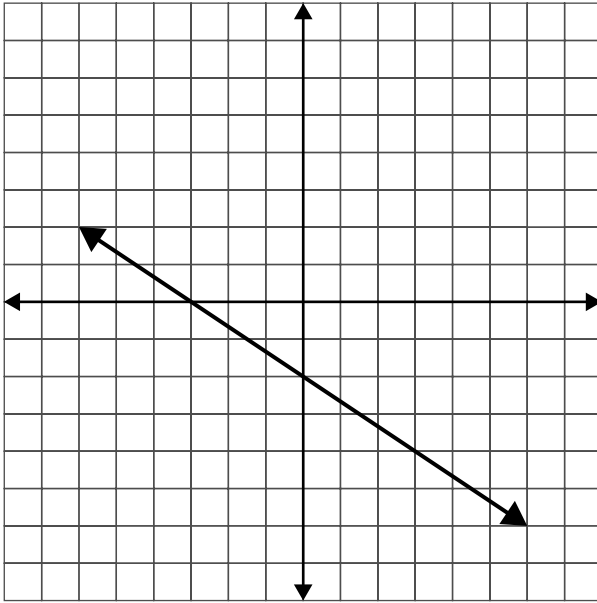
$x$	-8	-4	0	4	8
$y$	-9	-6	-3	0	3

8.



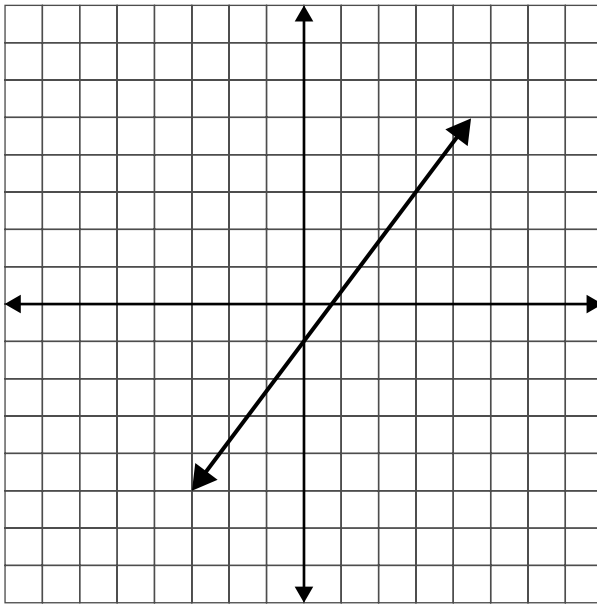
$x$	-4	-2	0	2	4
$y$	3	4	5	6	7

9.



$x$	-6	-3	0	3	6
$y$	2	0	-2	-4	-6

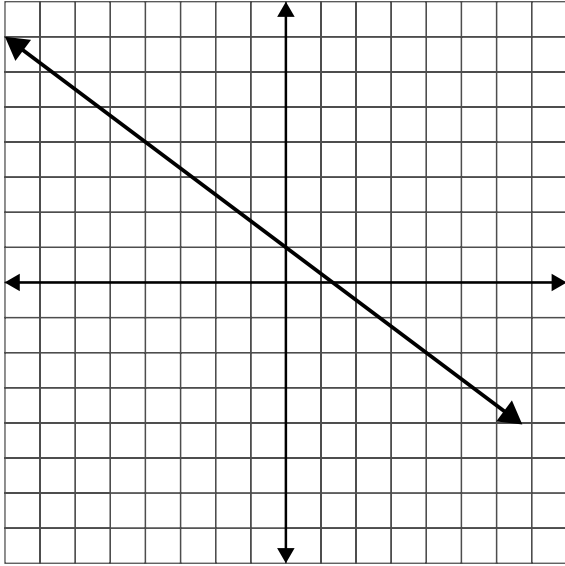
10.



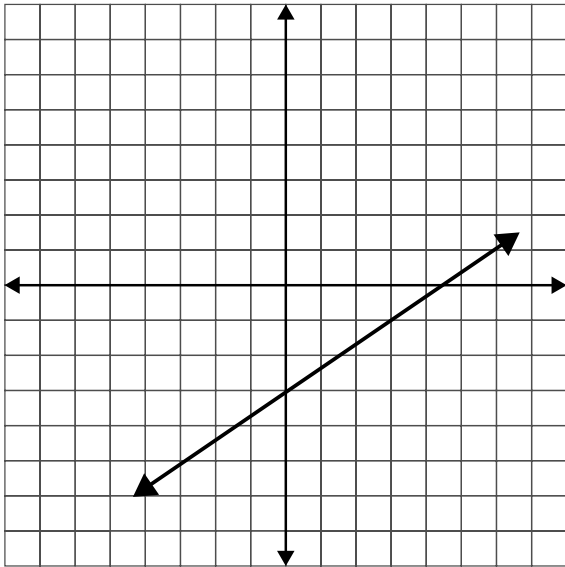
$x$	-6	-3	0	3	6
$y$	-9	-5	-1	3	7

4.6

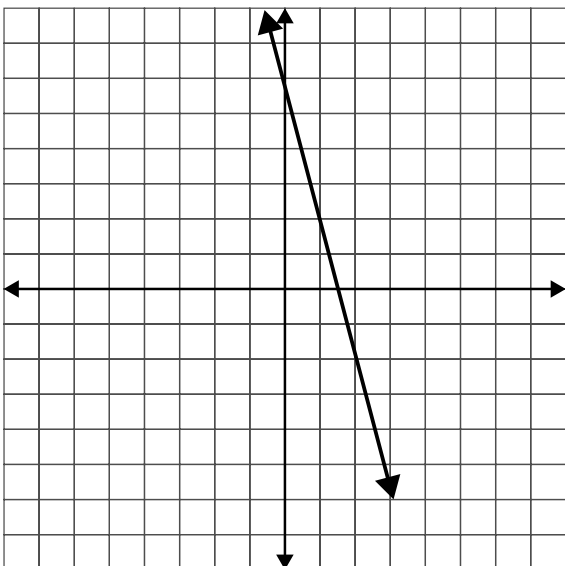
1.



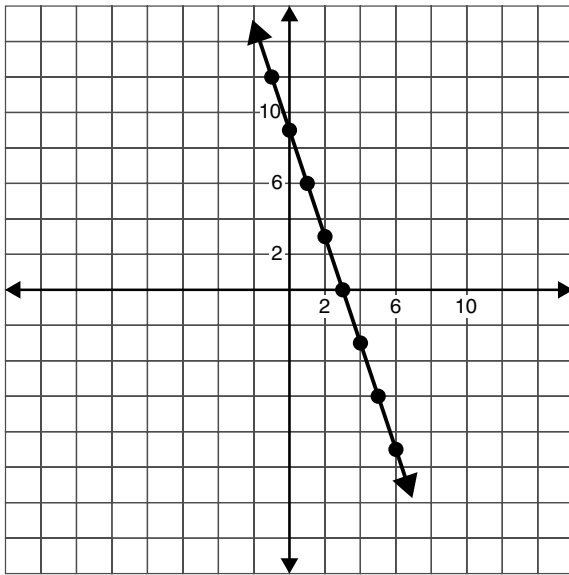
2.



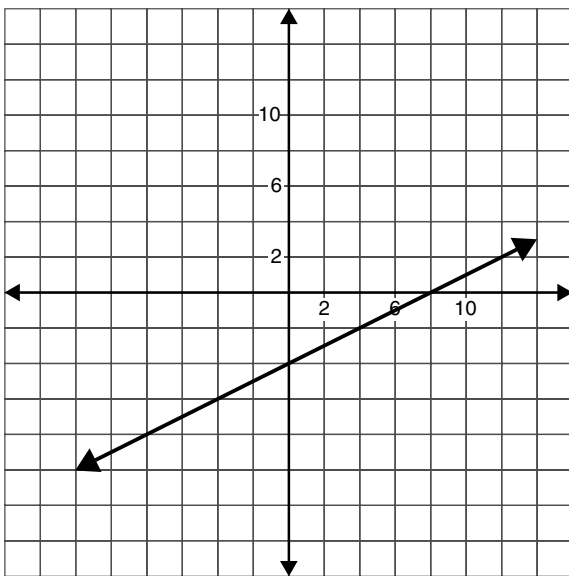
3.



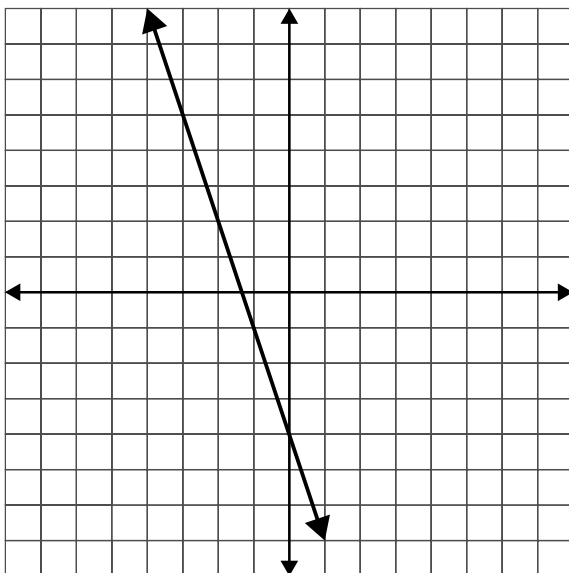
4.

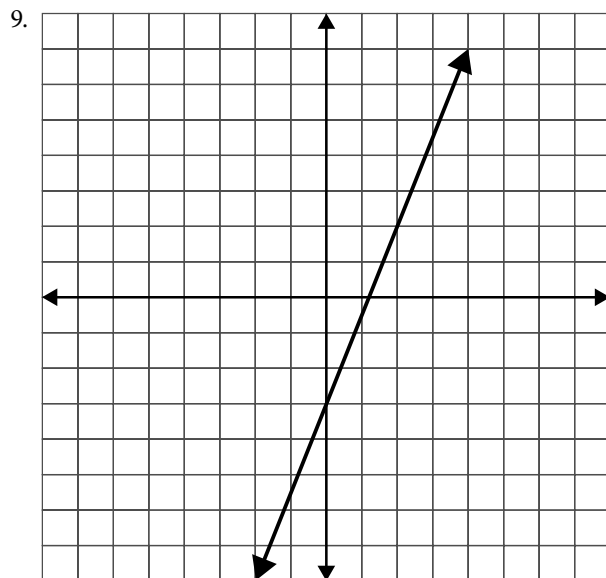
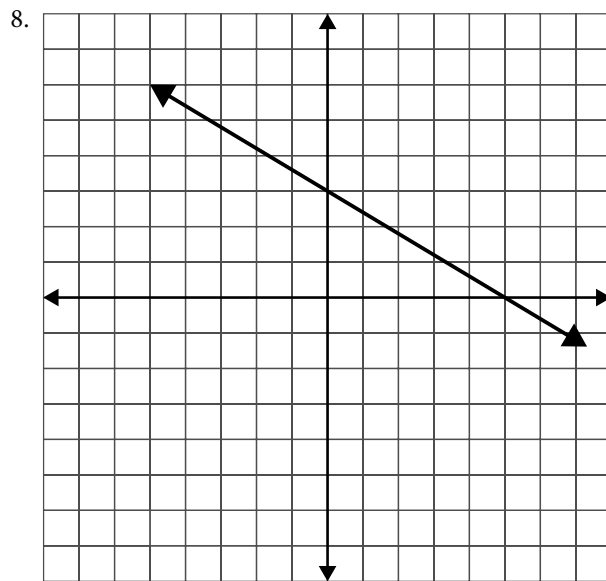
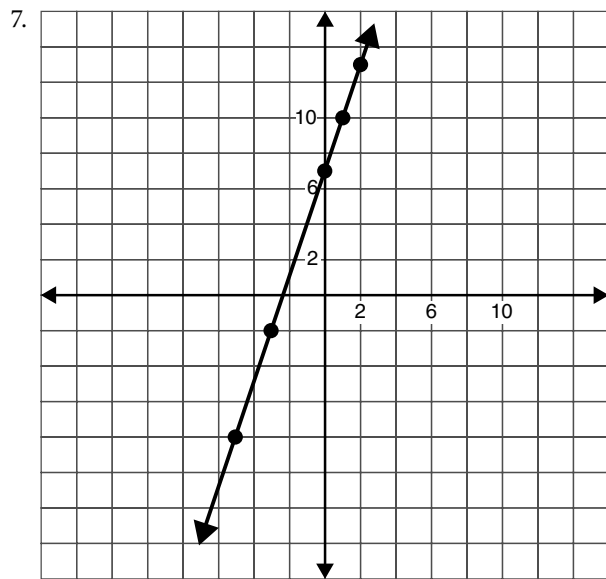


5.

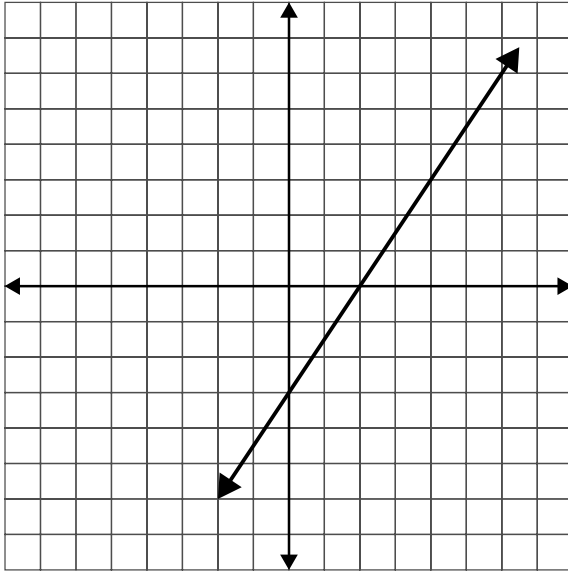


6.





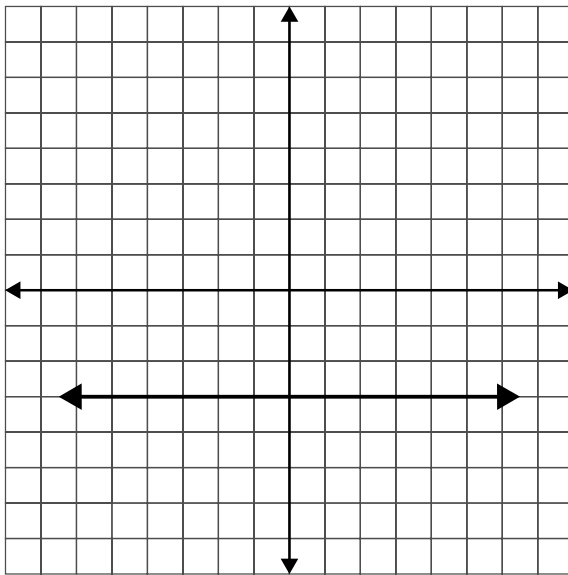
10.

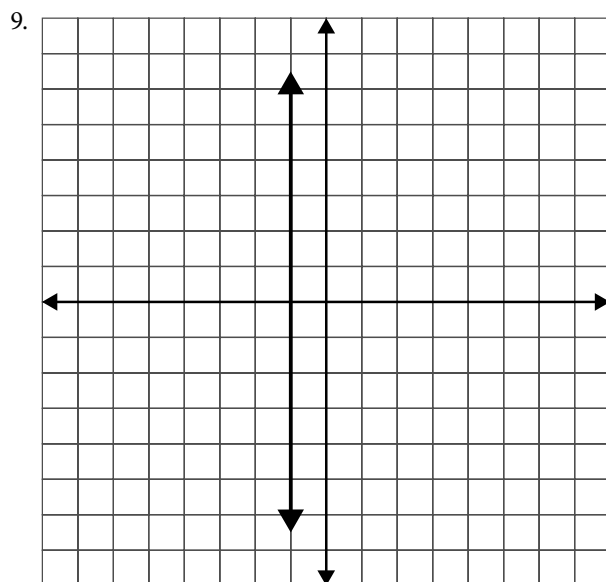
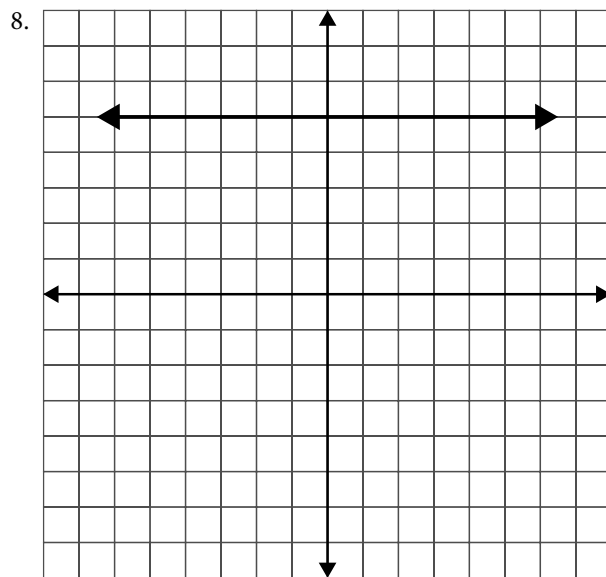
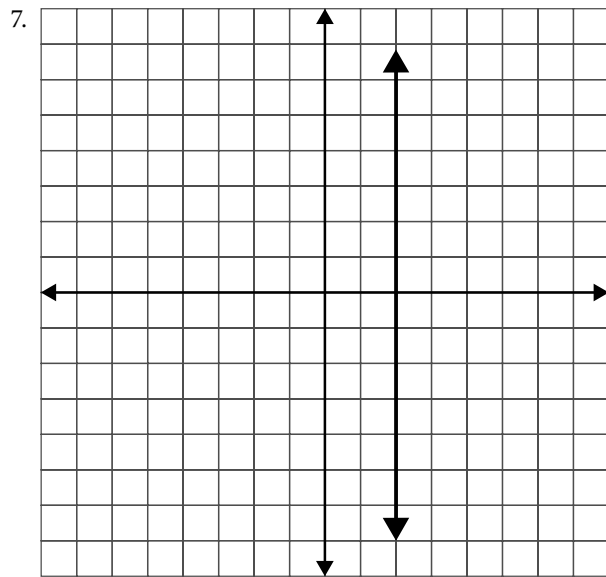


4-7

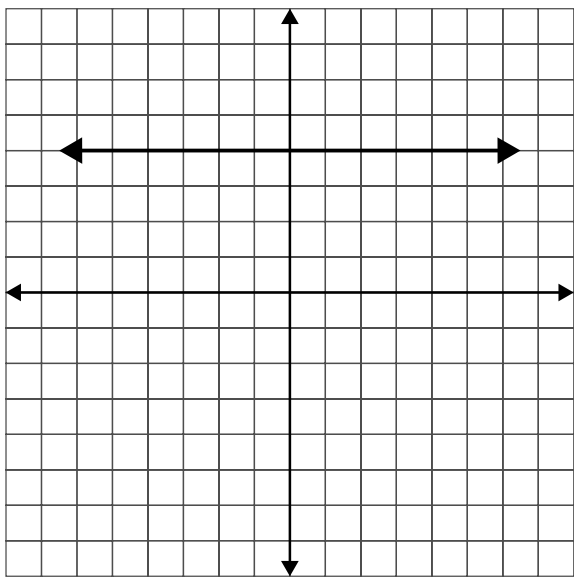
1. Vertical
2. Horizontal
3. Vertical
4. Oblique
5. Horizontal

6.



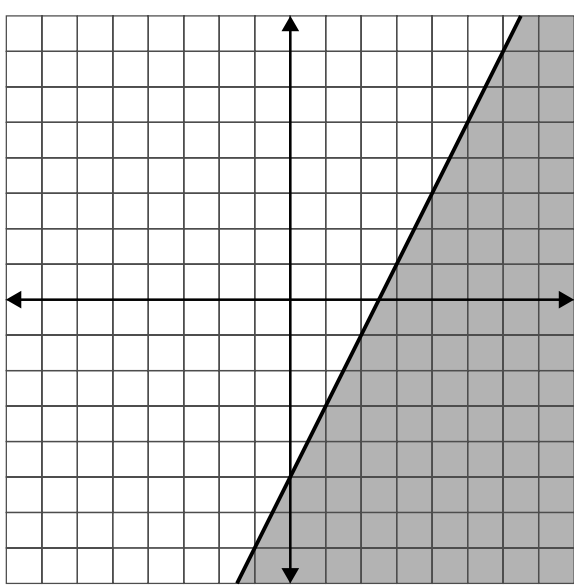


10.

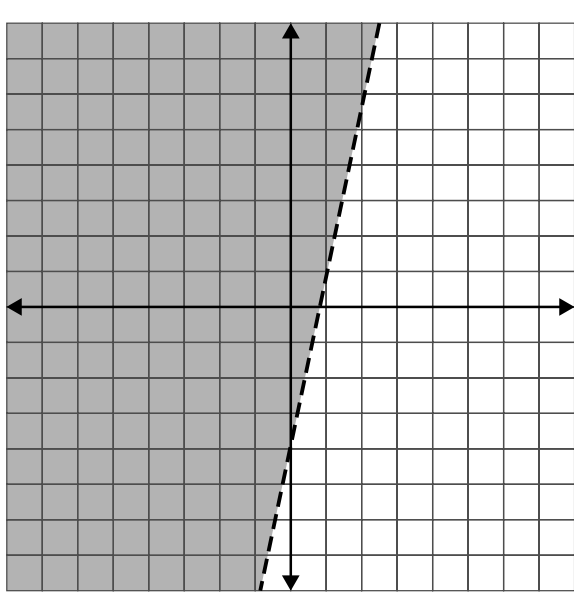


4·8

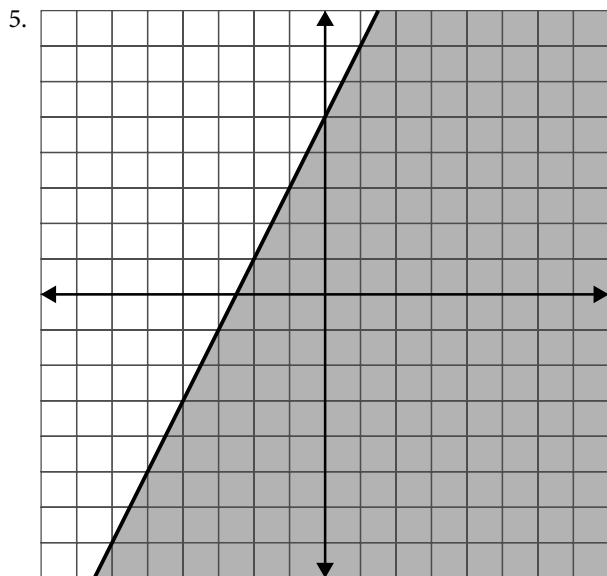
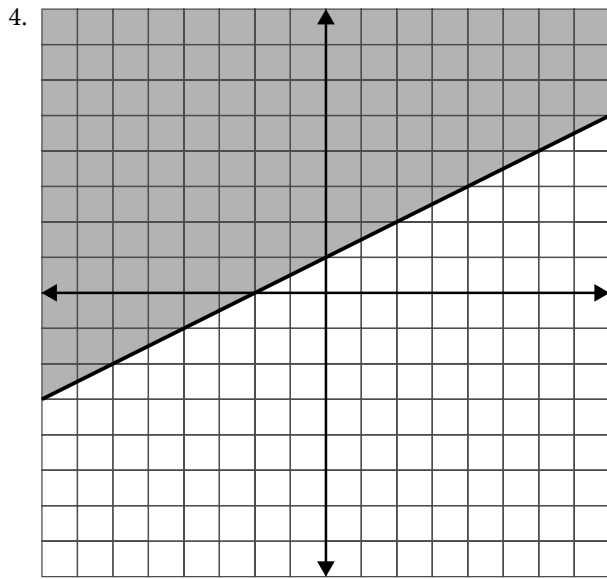
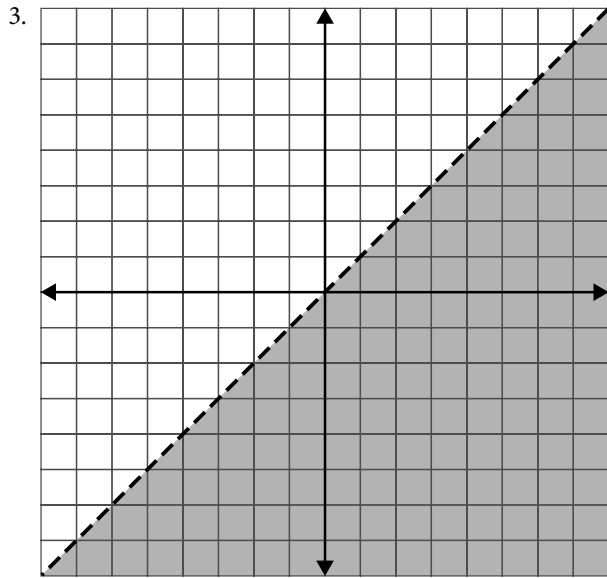
1.



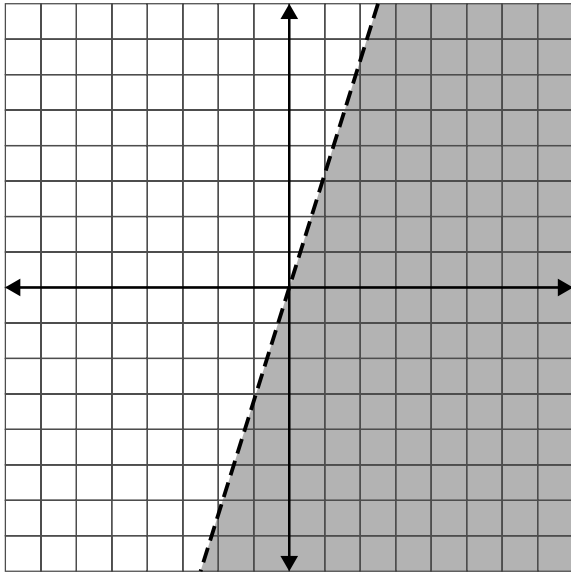
2.



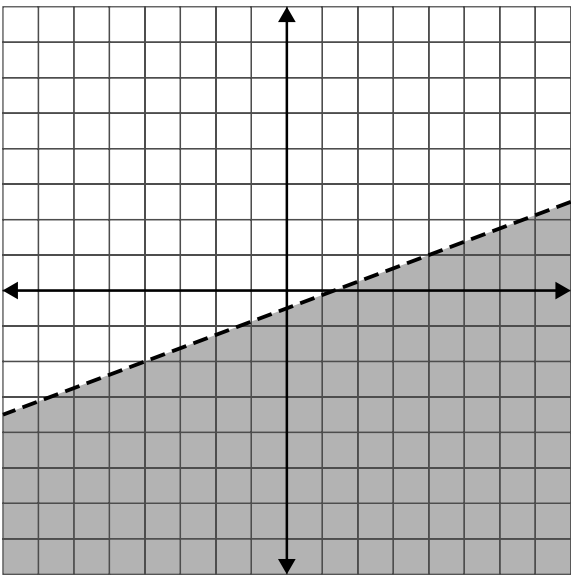




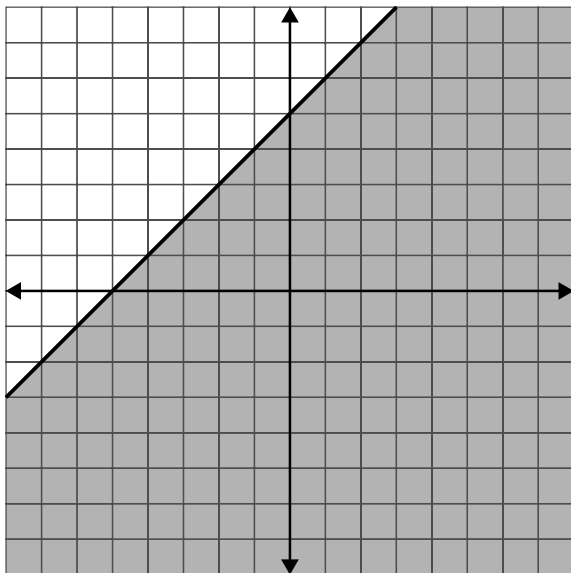
6.



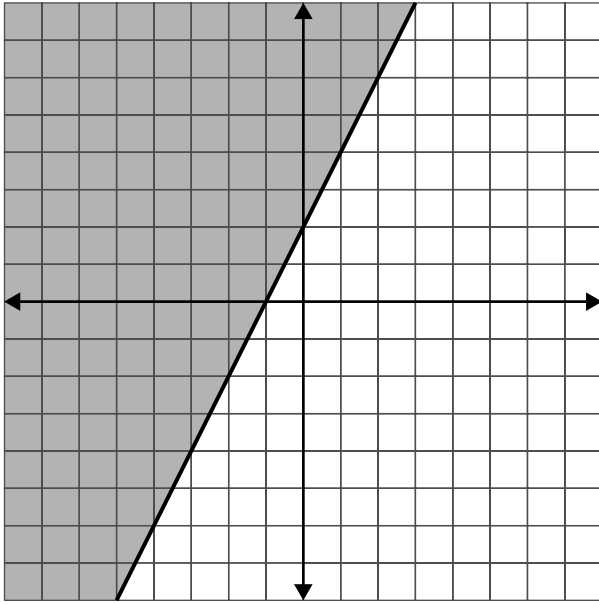
7.



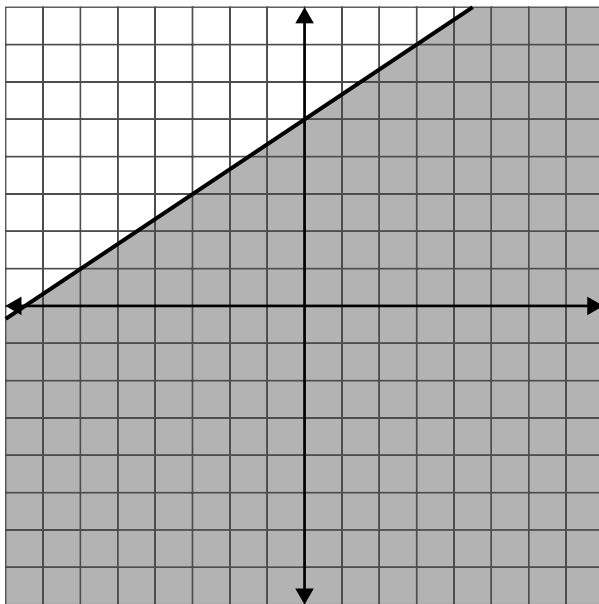
8.



9.

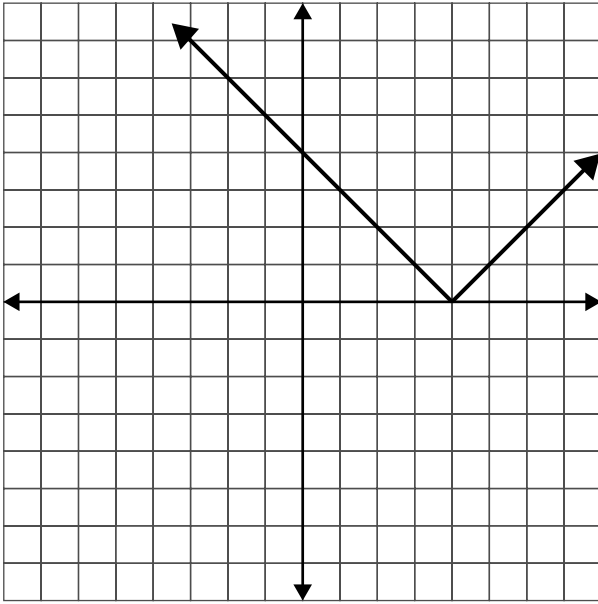


10.



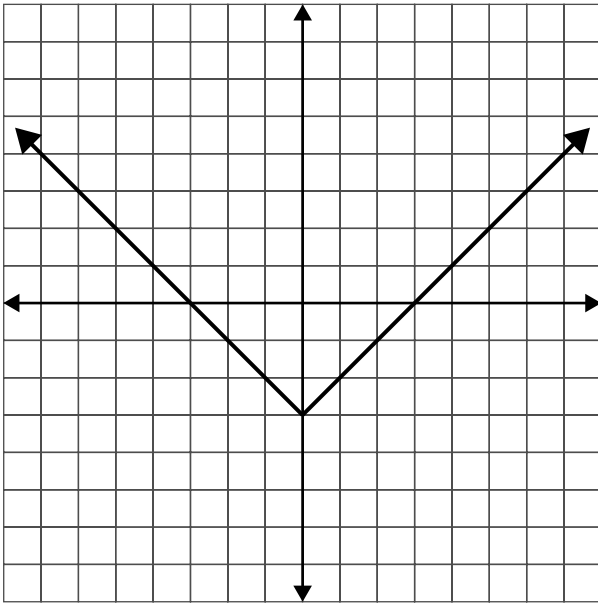
4.9

1.



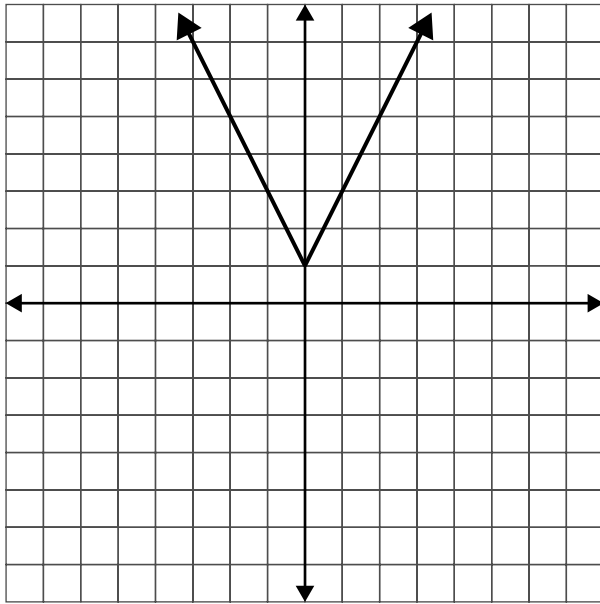
$x$	2	3	4	5	6
$y$	2	1	0	1	2

2.



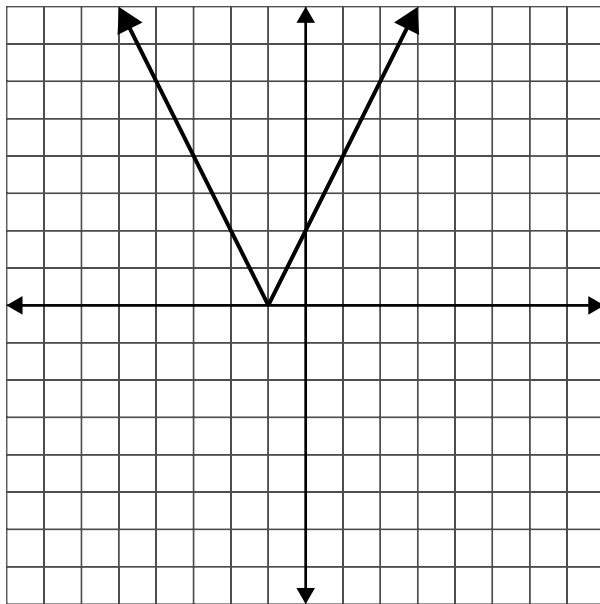
$x$	-2	-1	0	1	2
$y$	-1	-2	-3	-2	-1

3.



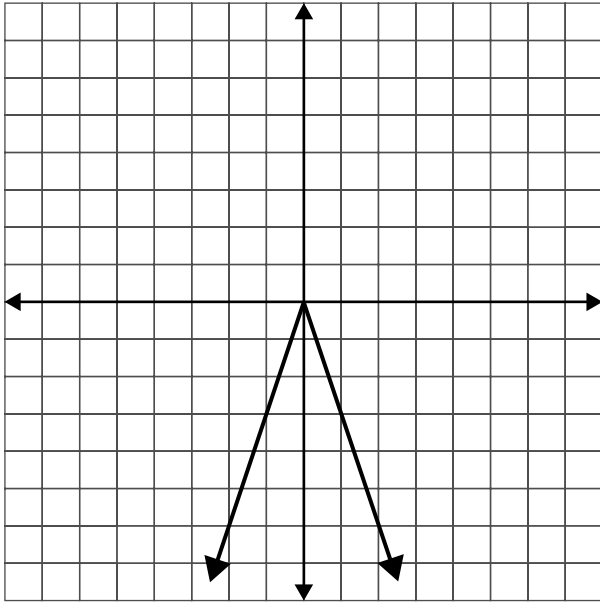
$x$	-2	-1	0	1	2
$y$	5	3	1	3	5

4.



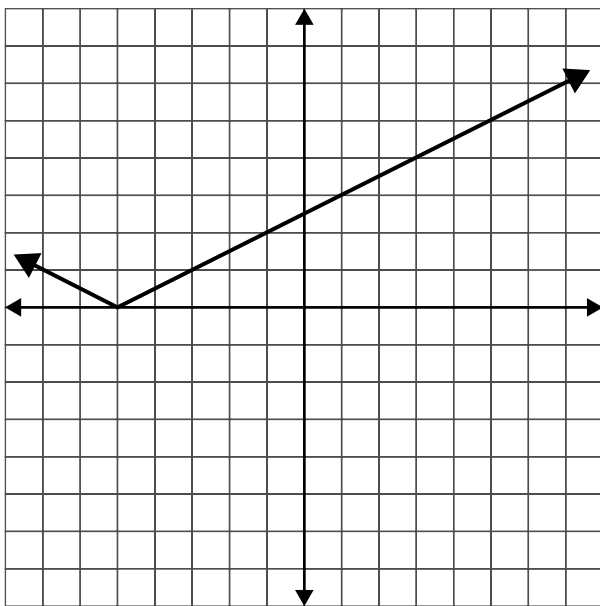
$x$	-3	-2	-1	0	1
$y$	4	2	0	2	4

5.



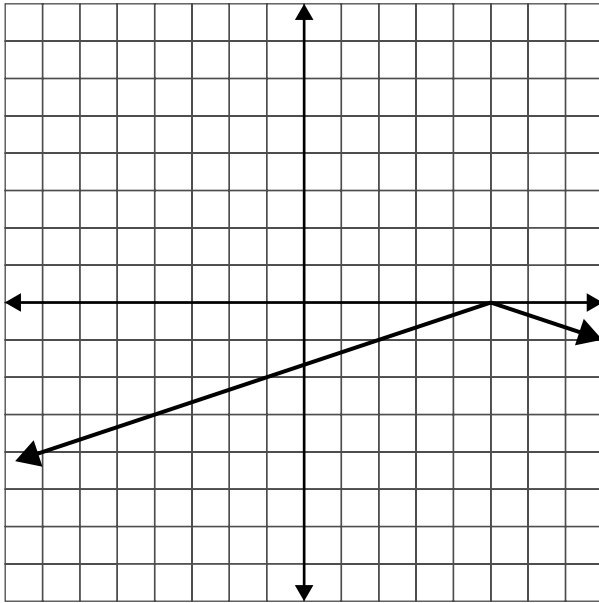
$x$	-2	-1	0	1	2
$y$	-6	-3	0	-3	-6

6.



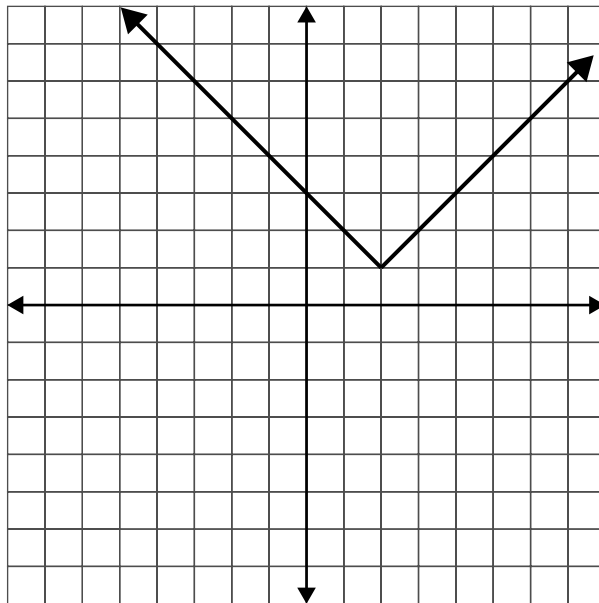
$x$	-9	-7	-5	-3	-1
$y$	2	1	0	1	2

7.



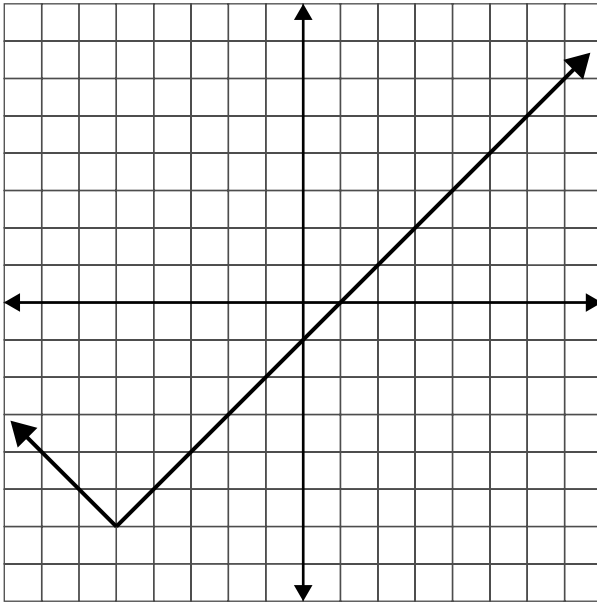
$x$	-1	2	5	8	11
$y$	-2	-1	0	-1	-2

8.



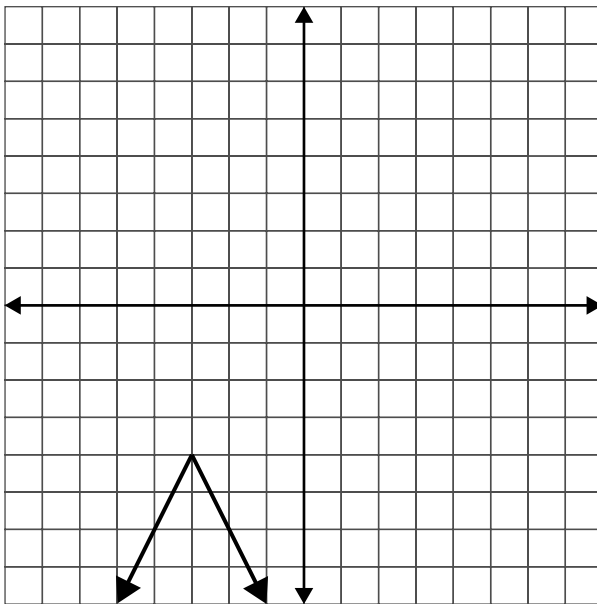
$x$	0	1	2	3	4
$y$	3	2	1	2	3

9.



$x$	-7	-6	-5	-4	-3
$y$	-4	-5	-6	-5	-4

10.



$x$	-5	-4	-3	-2	-1
$y$	-8	-6	-4	-6	-8



4·10

1.  $y = 3x + 8$

6.  $y = -\frac{3}{2}x - 7$

2.  $y = -5x + 2$

7.  $y = 2x + 3$

3.  $y = \frac{2}{3}x + 6$

8.  $y = \frac{2}{3}x + 2$

4.  $y = 4x - 5$

9.  $y = \frac{4}{3}x - 3$

5.  $y = \frac{1}{2}x + 1$

10.  $y = -\frac{3}{2}x + 6$

4·11

1. Perpendicular

6.  $y = 5x - 16$

2. Parallel

7.  $y = -\frac{3}{4}x + 2$

3. Neither

8.  $y = -\frac{4}{3}x + \frac{7}{3}$

4. Parallel

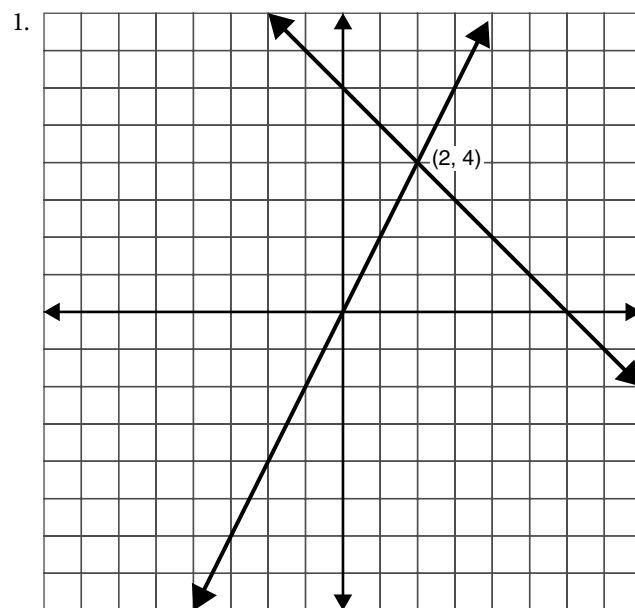
9.  $y = -\frac{1}{4}x + 14$

5. Perpendicular

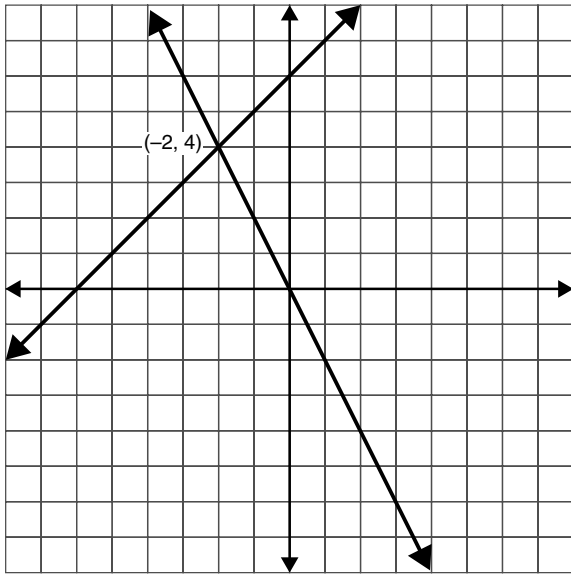
10.  $y = 2x - 16$

## 5 Systems of linear equations and inequalities

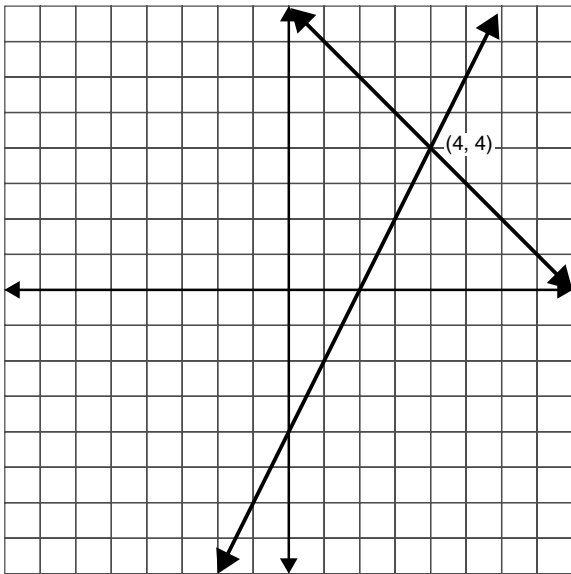
5·1



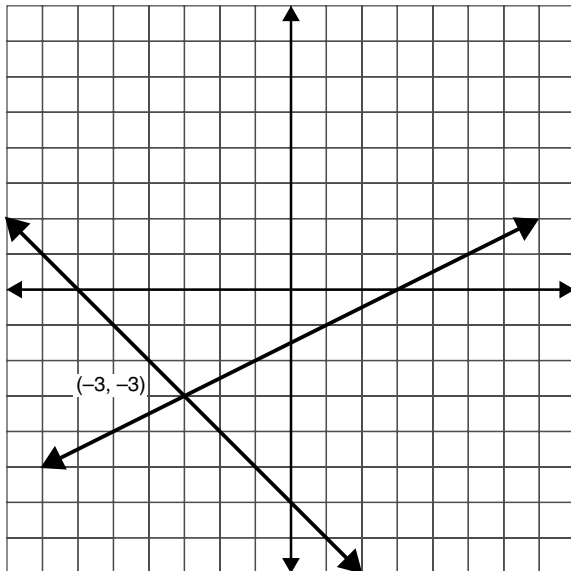
2.

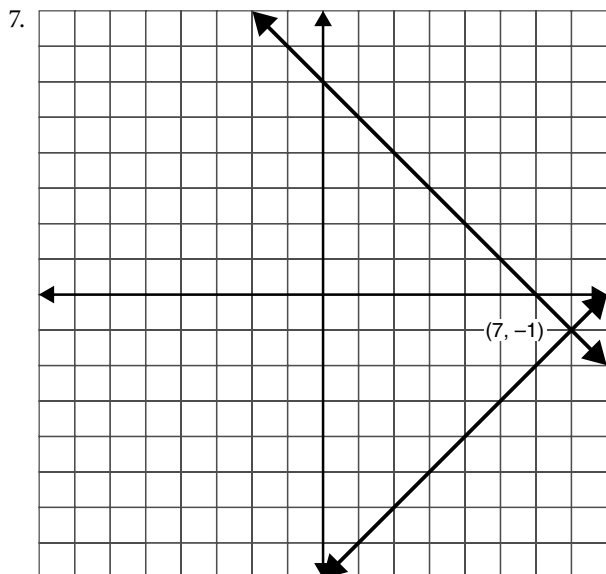
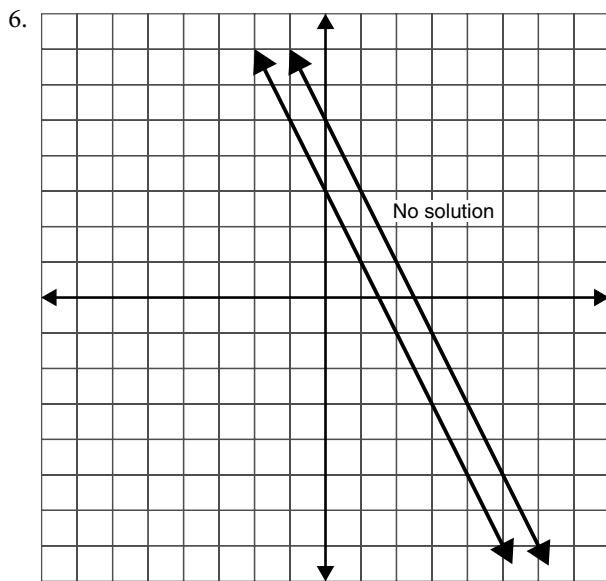
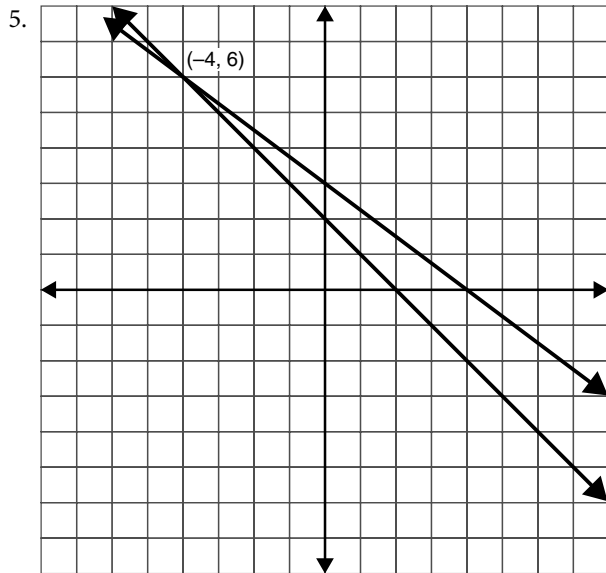


3.

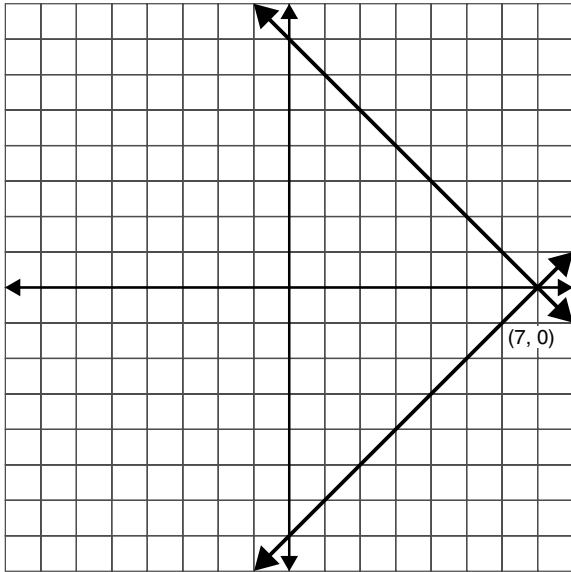


4.

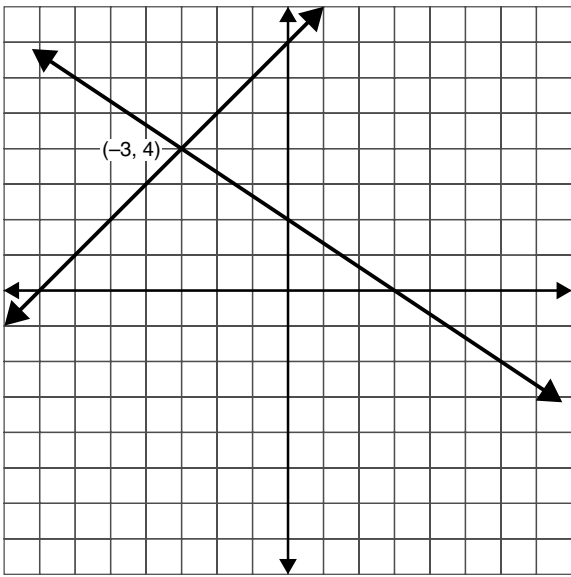




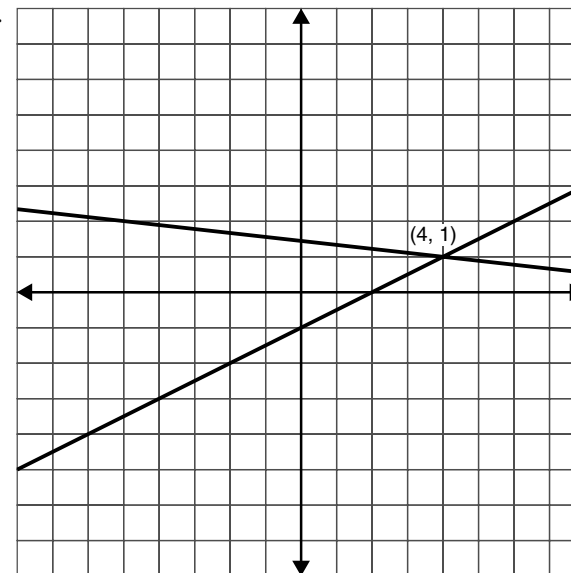
8.



9.

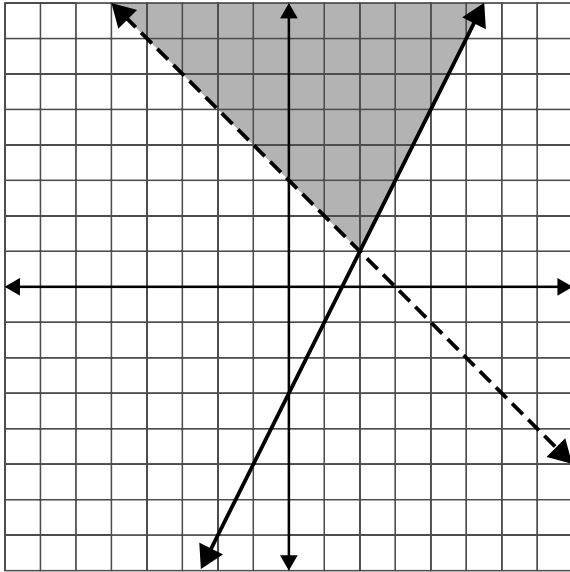


10.

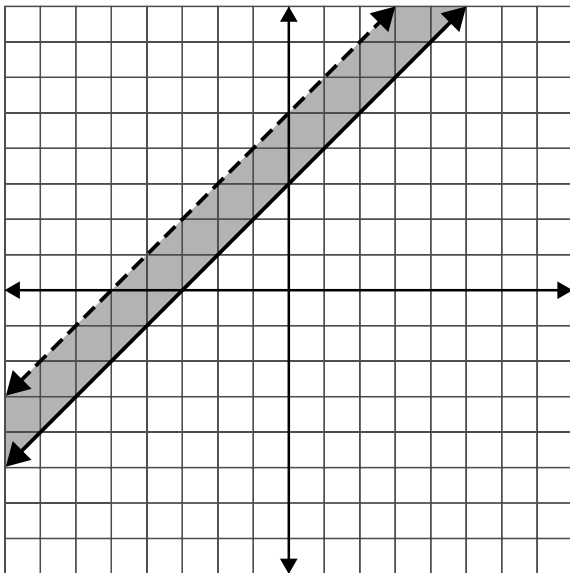


5·2

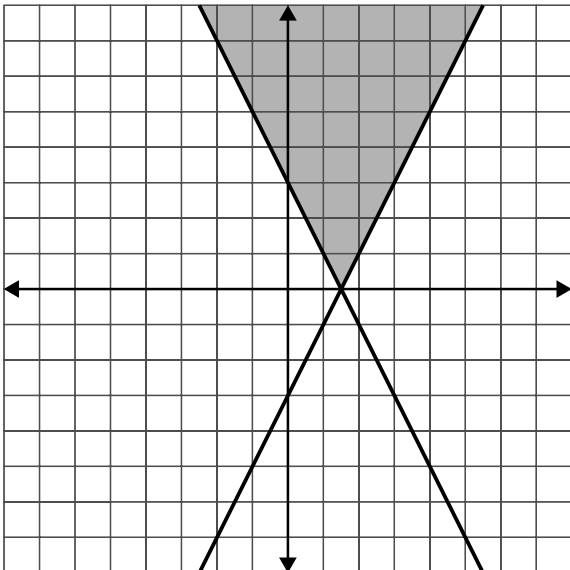
1.

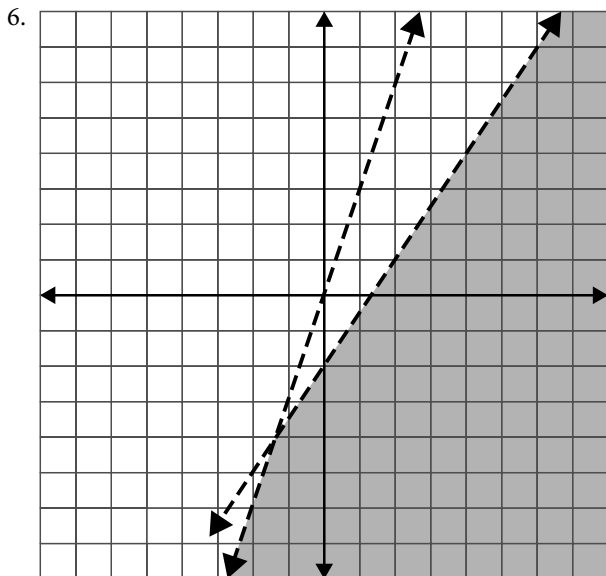
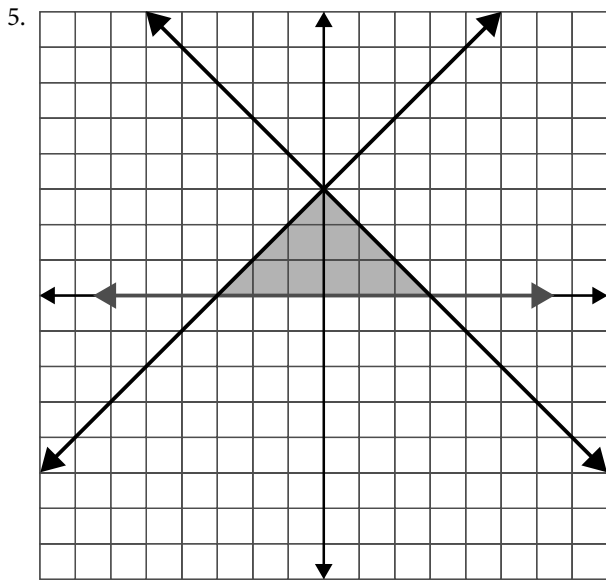
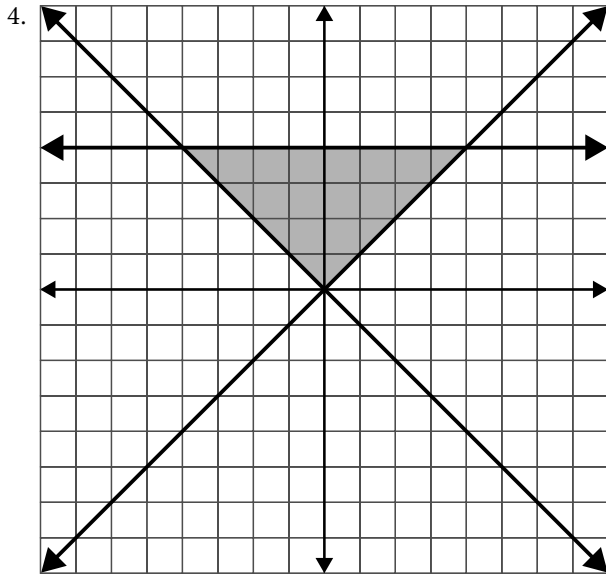


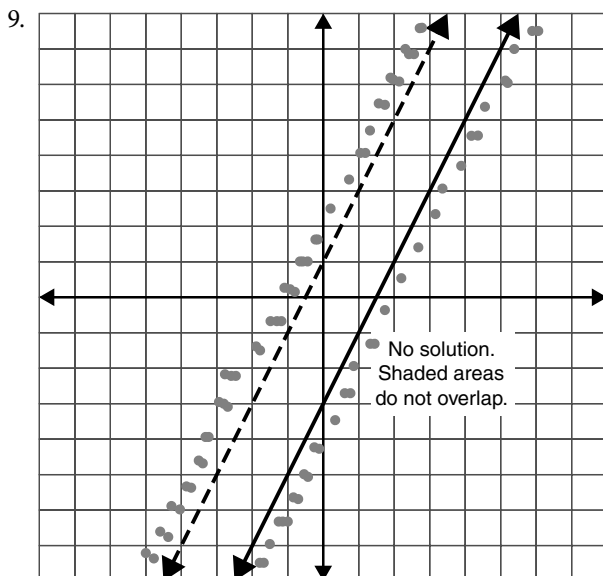
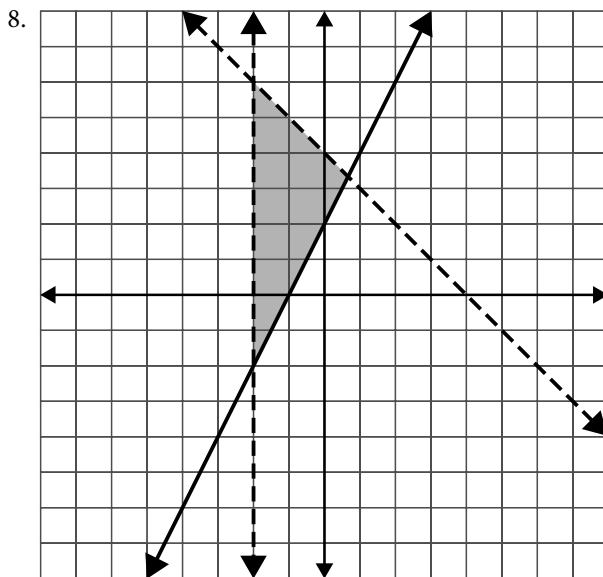
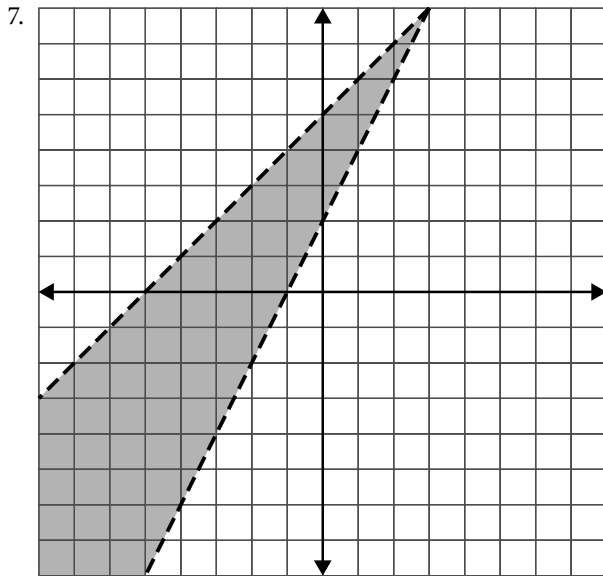
2.

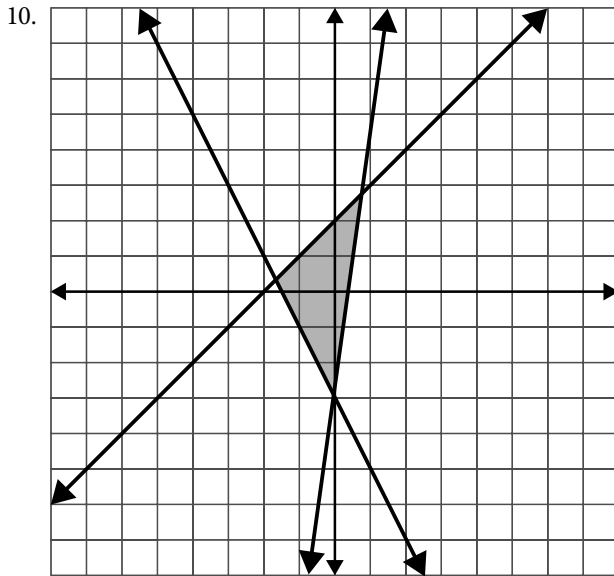


3.









- 5.3**
- |                 |                 |
|-----------------|-----------------|
| 1. $x=5, y=5$   | 6. $x=54, y=8$  |
| 2. $x=4, y=8$   | 7. $x=3, y=1$   |
| 3. $x=3, y=9$   | 8. $x=9, y=4$   |
| 4. $x=30, y=27$ | 9. $x=11, y=2$  |
| 5. $x=19, y=23$ | 10. $x=-1, y=5$ |

- 5.4**
- |                         |                          |
|-------------------------|--------------------------|
| 1. $x=6, y=2$           | 6. $x=2, y=3$            |
| 2. $x=10, y=7$          | 7. $x=3, y=0$            |
| 3. $x=4, y=1$           | 8. $x=3, y=10$           |
| 4. $x=7, y=1$           | 9. $x=8, y=-7$           |
| 5. $x=2, y=\frac{1}{2}$ | 10. $x=3, y=\frac{3}{2}$ |

- 5.5**
- |                  |                                    |
|------------------|------------------------------------|
| 1. $a=1, b=6$    | 6. $x=\frac{1}{5}, y=\frac{6}{5}$  |
| 2. $x=1, y=10$   | 7. $x=3, y=-3$                     |
| 3. $x=2.5, y=-2$ | 8. $x=-2, y=-5$                    |
| 4. $x=7, y=3$    | 9. $x=-\frac{1}{6}, y=\frac{4}{3}$ |
| 5. $x=5, y=2$    | 10. $x=0.6, y=6.6$                 |

- 5.6**
- |                 |                 |
|-----------------|-----------------|
| 1. Dependent    | 6. Consistent   |
| 2. Inconsistent | 7. Consistent   |
| 3. Consistent   | 8. Inconsistent |
| 4. Inconsistent | 9. Consistent   |
| 5. Dependent    | 10. Dependent   |

## 6 Powers and polynomials

- 6.1**
- |               |                             |                            |
|---------------|-----------------------------|----------------------------|
| 1. $x^{11}$   | 6. $t^{-1} = \frac{1}{t}$   | 11. $x^0 = 1$              |
| 2. $y^6$      | 7. $y^7$                    | 12. $x^{10}$               |
| 3. $6x^6$     | 8. $x^{-5} = \frac{1}{x^5}$ | 13. $x^2$                  |
| 4. $21x^{10}$ | 9. $x^2$                    | 14. $t^{-1} = \frac{1}{t}$ |
| 5. $x^6$      | 10. $y^{21}$                | 15. $x^6$                  |



- 6·2**
- $4x^{10}$
  - $-8x^9$
  - $20a^8$
  - $-27x^5y^{15}$
  - $72b^{11}$
  - $\frac{x^{10}}{9}$
  - $\frac{4}{25}x^4$
  - $\frac{256}{81t^8}$
  - $\frac{-64x^3y^{12}}{9}$
  - $\frac{81x^8}{16y^4}$
- 6·3**
- $2x^3 + 3x^2 + 5x - 7$ ; degree 3
  - $5t^{12} + t^7 + 8t^2 - 9t - 1$ ; degree 12
  - $-12y^{11} + 5y^6 - 2y^3 + 8$ ; degree 11
  - Not a polynomial; variable under radical
  - $2x^5 - 4x^3 + 3x$ ; degree 5
  - $-3z^7 - 4z^2 + 8z + 4$ ; degree 7
  - $w^5 - 9w^3 - 3w + 7$ ; degree 5
  - $-b^4 + b^2 - 3b - 4$ ; degree 4
  - Not a polynomial; variable in denominator
  - $-7y^3 + 8y^2 - 4y + 6$ ; degree 3
- 6·4**
- $14w^2 - 9w - 1$
  - $2a^2 - 5a - 4$
  - $-9x^2 + 41x - 24$
  - $-4y^2 - 3y + 32$
  - $4 - b + 4b^2$
  - $4b^2 - 3b + 3$
  - $11x^2 - 13x + 2$
  - $-2x^2 - 7x + 2$
  - $-3x^2 + x + 2$
  - $2x^2 - 16x + 3$
- 6·5**
- $-6b^7$
  - $30x^4y^4$
  - $-36x^5y^2z^{10}$
  - $-3a^2b^2c^3$
  - $40a^3b$
  - $18x^6y^3$
  - $-36w^5x^6$
  - $4x^6$
  - $20b^8$
  - $-27r^3t^9$
  - $(2x^3)(-3x^2) = -6x^5$
  - $(-3b^2)(-4b^5) = 12b^7$
  - $(-5x^4y^2)(3x^2y) = -15x^6y^3$
  - $(-3x^2z)(-2z^4) = 6x^2z^5$
  - $(6xy^2)\left(-\frac{1}{2}x^2y\right) = -3x^3y^3$
- 6·6**
- $10a^3 + 15a^2$
  - $-2x^4 + 6x^3 + 4x^2$
  - $22y^4 - 6y^3 + 10y^2$
  - $-6b^5 + 9b^4 - 12b^3$
  - $3x^3y + 5x^2y^2 - 2xy^3$
  - $25x^4y - 35x^3y^2 + 5x^2y^3$
  - $8x^2 + 16xy - 24xz$
  - $-5a^3b + 5ab^4$
  - $4x^{10} - 3x^8 + 5x^7 - x^5 + 7x^4 - 10x^3$
  - $9a^6b^4c^2 - 6a^4b^4c^3 + 21a^9b^3c^6$
  - $\underline{3}(x+1) = 3x+3$
  - $\underline{a}(b-5) = ab-5a$
  - $\underline{4}(2x-y) = 8x-4y$
  - $\underline{7x}(1+7x) = 7x+49x^2$
  - $\underline{2ab}(2a+b) = 4a^2b+2ab^2$
- 6·7**
- $x^2 + 10x + 16$
  - $y^2 - 13y + 36$
  - $t^2 + 4t - 12$
  - $2x^2 + 2x - 24$
  - $3y^2 - 26y - 9$
  - $15x^2 + 2x - 24$
  - $6x^2 + 29x - 5$
  - $5 - 13b - 6b^2$
  - $6x^2 + x - 35$
  - $-10x^2 + 29x - 10$
  - $x^2 - 16$
  - $x^2 - 9$
  - $4x^2 - 1$
  - $9x^2 - 25$
  - $49 - 9x^2$
  - $(x+3)(x+\underline{2}) = x^2 + 5x + 6$
  - $(x-7)(x-\underline{2}) = x^2 - 9x + 14$
  - $(2a+1)(a+\underline{4}) = 2a^2 + 9a + 4$
  - $(3x-2)(x-\underline{5}) = 3x^2 - 17x + 10$
  - $(2t+3)(3t-\underline{5}) = 6t^2 - t - 15$

- 6·8**
- $2a^3 + 19a^2 + 38a + 21$
  - $6b^3 + 13b^2 + 16b + 15$
  - $4c^3 - 39c^2 + 54c + 16$
  - $8x^4 - 18x^3 + 17x^2 - 19x + 7$
  - $y^3 - y^2 - 19y + 4$
  - $x^3 - 6x^2 + 12x - 8$
  - $t^3 - 8$
  - $x^3 + 1$
  - $x^4 + 4x^3 - 16x - 16$
  - $2y^4 - y^3 - 8y^2 + 34y - 15$

- 6·9**
- $8c^3d^2$
  - $5d^4$
  - $4x^7$
  - $5y^4$
  - $-4x^2y$
  - 1
  - $-3t^2$
  - $-18r^2$
  - $8x - 9x^4$
  - $5y^3 - 7y^5$
  - $x + 3$
  - $9 - 13y$
  - $8z^8 - 7z^7 + 6z^6 - 5z^5$
  - $3x^3y^2 - 9x^2y^3 + 27xy^4$
  - $3x^2 - x + 4$

- 6·10**
- $x - 7$
  - $y + 4$
  - $2x + 3$
  - $7x^2 + 5$
  - $3x - 6 + \frac{-3}{3x - 8}$
  - $2a + 1 + \frac{2}{a + 3}$
  - $2b - 1$
  - $4x^2 - x - 5 + \frac{5}{3x + 5}$
  - $x^2 + 6$
  - $4y^2 - 2y + 1$

## 7 Factoring

- 7·1**
- $y(y - 15)$
  - $3b(b - 2)$
  - $8ab(4a + 5)$
  - $5(y^2 + 3y + 4)$
  - $x^3y^4(x^5 - xy^3 + y)$
  - $-a^2(1 + a - 2a^2)$
  - $25x^4(1 - 2x + 5x^3)$
  - $8r(r + 3t + 2)$
  - $16x^2y(y - 3x)$
  - $3xy(x + 2 + 5xy)$

- 7·2**
- $(x + 5)(x + 7)$
  - $(x + 4)(x + 7)$
  - $(x - 3)(x - 5)$
  - $(x - 3)(x - 4)$
  - $(x + 5)(x - 4)$
  - $(x - 3)(x + 1)$
  - $(x - 9)(x - 2)$
  - $(x - 11)(x + 2)$
  - $(x + 13)(x - 3)$
  - $(x + 4)(x + 8)$

- 7·3**
- $(3x + 5)(x + 2)$
  - $(2x - 1)(x - 1)$
  - $(2x + 1)(x + 3)$
  - $(6x + 1)(2x + 5)$
  - $(2x + 3)(3x + 4)$
  - $(10x + 1)(x - 5)$
  - $(3x - 5)(3x - 4)$
  - $(3x + 2)(6x + 1)$
  - $(3x + 1)(5x - 6)$
  - $(x - 6)(4x - 5)$

- 7·4**
- $(x + 7)(x - 7)$
  - $(x + 3)^2$
  - $(6t + 1)(6t - 1)$
  - $(3t - 4)^2$
  - $(4 + y)(4 - y)$
  - $(3y + 7)^2$
  - $(2x + 9)(2x - 9)$
  - $(2x + 1)^2$
  - $(4a + 3y)(4a - 3y)$
  - $(x - 6)^2$

## 8 Radicals

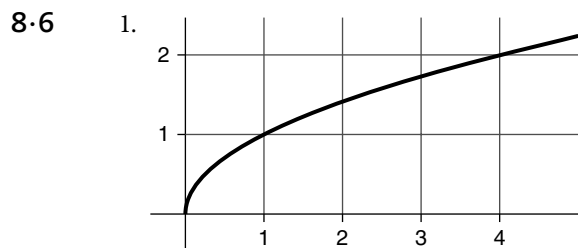
- 8.1
- |                 |                        |
|-----------------|------------------------|
| 1. $4\sqrt{2}$  | 6. $2y\sqrt{3y}$       |
| 2. $6\sqrt{2}$  | 7. $5b^2\sqrt{2ab}$    |
| 3. $a\sqrt{a}$  | 8. $3xy\sqrt{3x}$      |
| 4. $7\sqrt{2}$  | 9. $7a\sqrt{a}$        |
| 5. $2x\sqrt{2}$ | 10. $4a^3bc\sqrt{3ab}$ |

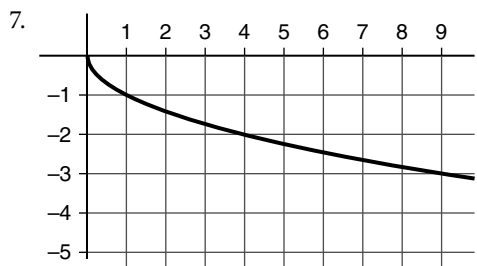
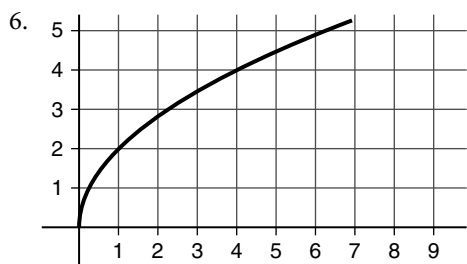
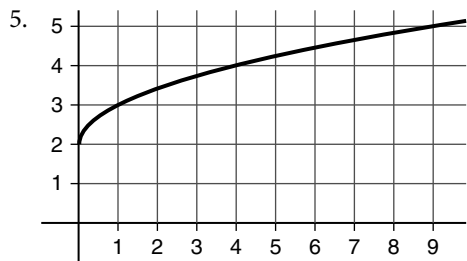
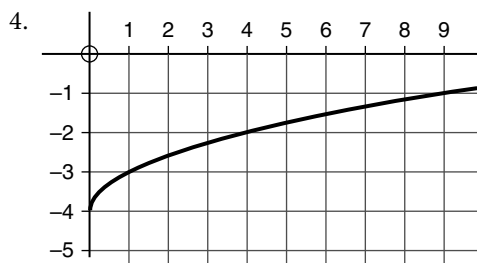
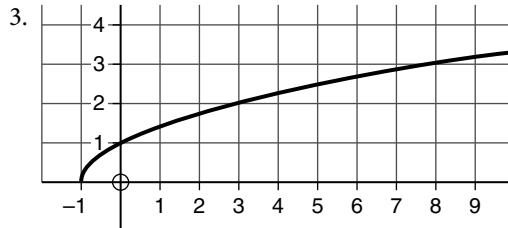
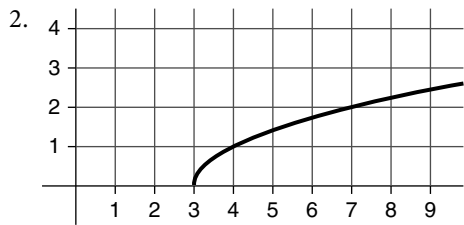
- 8.2
- |                           |                                     |
|---------------------------|-------------------------------------|
| 1. $\frac{\sqrt{6}}{2}$   | 6. $\frac{-9}{2}(\sqrt{5}+3)$       |
| 2. $\frac{24\sqrt{5}}{5}$ | 7. $-5(1+\sqrt{5})$                 |
| 3. $\sqrt{5}$             | 8. $\frac{-16+5\sqrt{7}}{9}$        |
| 4. $\sqrt{3}$             | 9. $\frac{3}{2}(\sqrt{5}+\sqrt{3})$ |
| 5. 10                     | 10. $-11-6\sqrt{3}$                 |

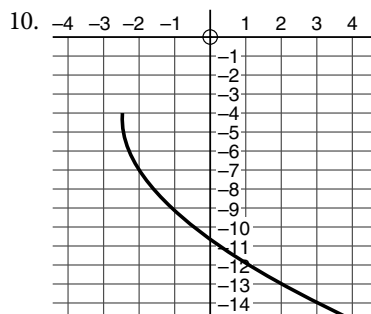
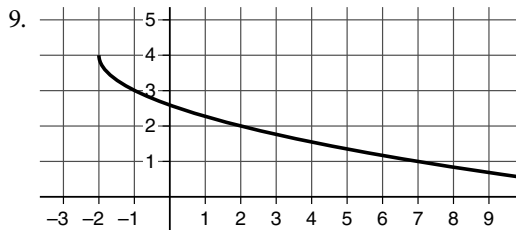
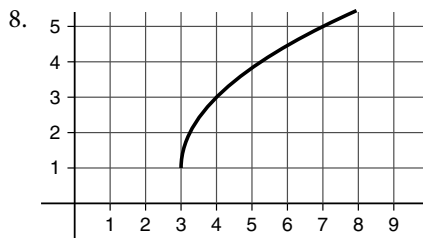
- 8.3
- |                 |                  |
|-----------------|------------------|
| 1. $6\sqrt{3}$  | 6. $4\sqrt{7}$   |
| 2. $3\sqrt{5}$  | 7. $-3\sqrt{11}$ |
| 3. $\sqrt{12}$  | 8. $10\sqrt{6}$  |
| 4. $12\sqrt{2}$ | 9. $4\sqrt{3}$   |
| 5. $7\sqrt{5}$  | 10. $10\sqrt{5}$ |

- 8.4
- |                |                      |
|----------------|----------------------|
| 1. $x=9$       | 6. No solution       |
| 2. No solution | 7. $x=17$            |
| 3. $x=81$      | 8. $x=26$            |
| 4. No solution | 9. $x=11$            |
| 5. $y=50$      | 10. $x=\frac{13}{9}$ |

- 8.5
- |              |                      |
|--------------|----------------------|
| 1. $x=5$     | 6. $x=\frac{109}{8}$ |
| 2. $x=5$     | 7. $x=9$             |
| 3. $x=4$     | 8. $x=25$            |
| 4. $x=-1.25$ | 9. $x=-1.75$         |
| 5. $x=3$     | 10. $x=11$           |







## 9 Quadratic equations and their graphs

9-1

1.  $x = \pm 8$

6.  $t = \pm 10\sqrt{10}$

2.  $x = \pm 4$

7.  $y = \pm 5\sqrt{3}$

3.  $x = \pm 5$

8.  $x = \pm \frac{2}{3}$

4.  $x = \pm 3\sqrt{2}$

9.  $y = \pm \frac{5}{8}$

5.  $x = \pm 4$

10.  $x = \pm 3\sqrt{3}$

9-2

1.  $x = 7, x = -3$

6.  $y = 4 \pm \sqrt{23}$

2.  $x = 2, x = -4$

7.  $x = 7, x = 2$

3.  $x = 3 \pm 4\sqrt{3}$

8.  $x = -2 \pm 2\sqrt{2}$

4.  $x = -1 \pm 5\sqrt{3}$

9.  $a = \frac{-5 \pm \sqrt{37}}{2}$

5.  $x = \frac{5 \pm 2\sqrt{3}}{3}$

10.  $t = 5 \pm \sqrt{17}$

9-3

1.  $x = 3, x = -7$

6.  $t = -3 \pm 2\sqrt{6}$

2.  $t = 2, t = -5$

7.  $x = 1, x = -\frac{3}{4}$

3.  $y = 8, y = -4$

8.  $x = 1, x = -\frac{1}{3}$

4.  $x = 3, x = -2$

9.  $x = -1, x = \frac{5}{3}$

5.  $x = -3 \pm 3\sqrt{2}$

10.  $x = \frac{2}{3}, x = -\frac{1}{2}$

11.  $b^2 - 4ac = 61$ , two irrational solutions
12.  $b^2 - 4ac = -11$ , no real solutions
13.  $b^2 - 4ac = 25$ , two rational solutions
14.  $b^2 - 4ac = 0$ , one rational solution
15.  $b^2 - 4ac = 24$ , two irrational solutions

16.  $b^2 - 4ac = 1$ , two rational solutions
17.  $b^2 - 4ac = 44$ , two irrational solutions
18.  $b^2 - 4ac = -31$ , no real solutions
19.  $b^2 - 4ac = 0$ , one rational solution
20.  $b^2 - 4ac = 69$ , two irrational solutions

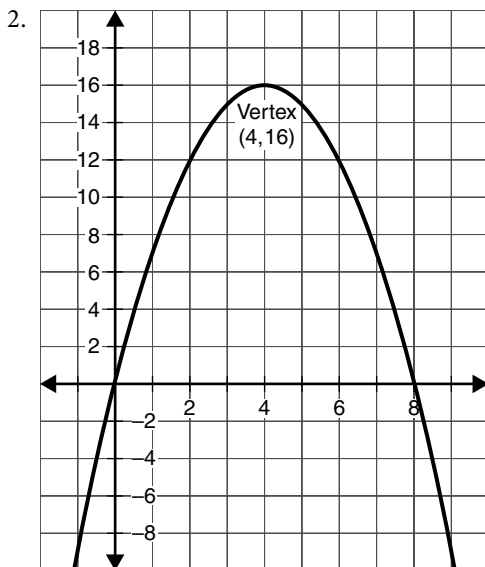
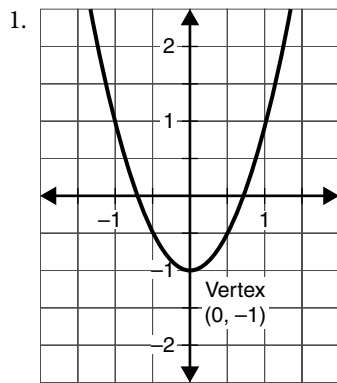
**9.4**

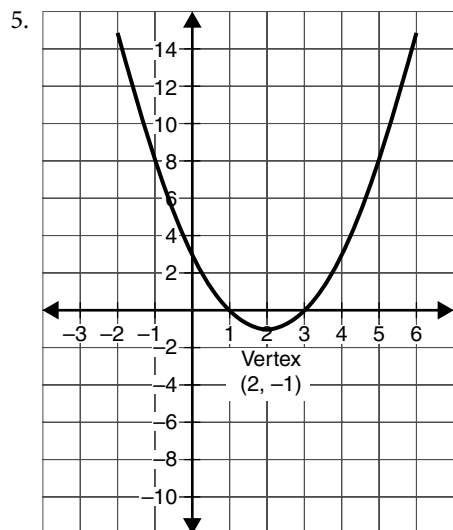
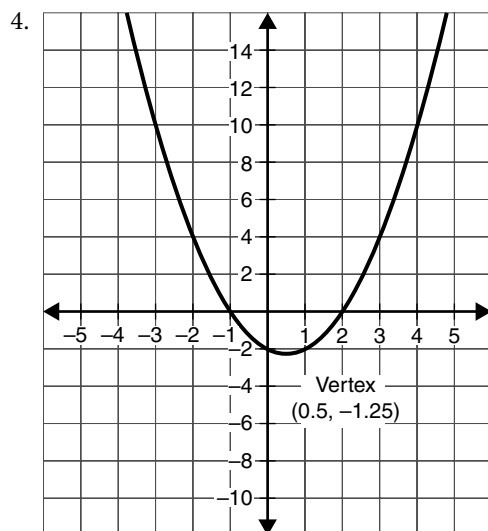
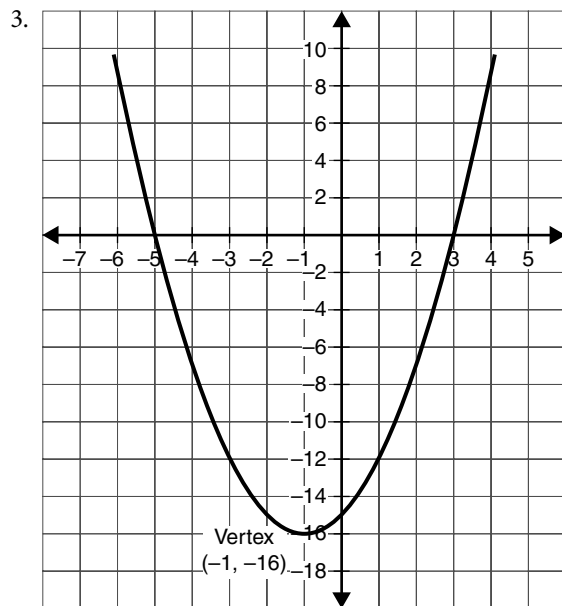
- |                     |                               |
|---------------------|-------------------------------|
| 1. $x = -2, x = -3$ | 6. $x = 5, x = 1$             |
| 2. $x = 4, x = 3$   | 7. $x = 0, x = -3$            |
| 3. $y = 2, y = -4$  | 8. $x = 0, x = 5$             |
| 4. $a = 5, a = -2$  | 9. $x = 1, x = \frac{1}{2}$   |
| 5. $x = 4, x = -5$  | 10. $x = 3, x = -\frac{5}{2}$ |

**9.5**

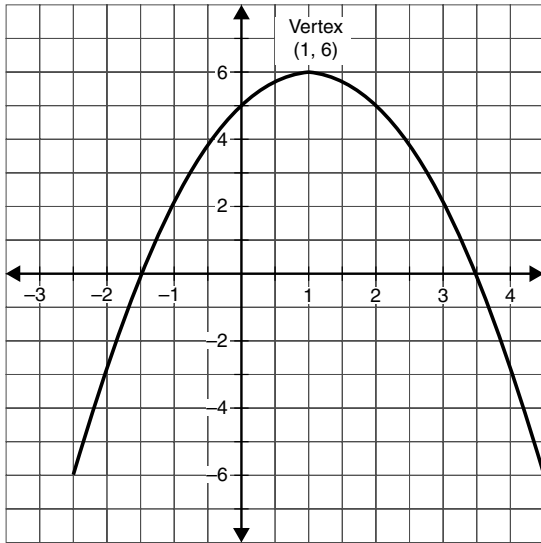
- |   |                       |
|---|-----------------------|
| 1. $(3, 0), (1, 0), (0, 3)$                       | 6. $x = 4, (4, -1)$   |
| 2. $(5, 0), (-1, 0), (0, -5)$                     | 7. $x = -2, (-2, -6)$ |
| 3. $(-2, 0), (0, 0)$                              | 8. $x = 1, (1, 1)$    |
| 4. $(3, 0), (4, 0), (0, 12)$                      | 9. $x = 3, (3, 2)$    |
| 5. $(-1, 0), \left(\frac{1}{2}, 0\right), (0, 1)$ | 10. $x = 2, (2, 11)$  |

**9.6**

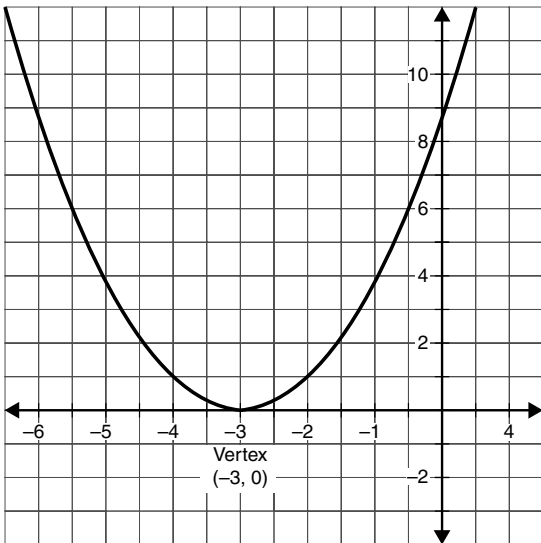




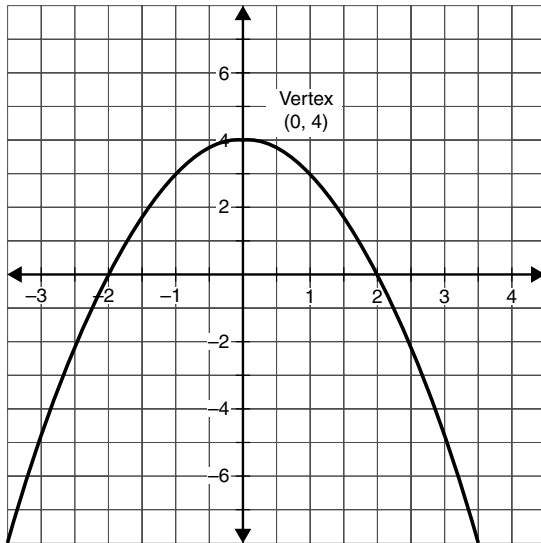
6.



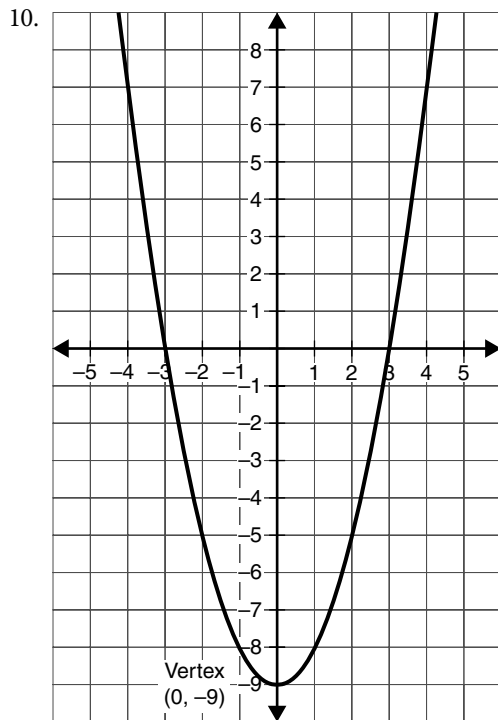
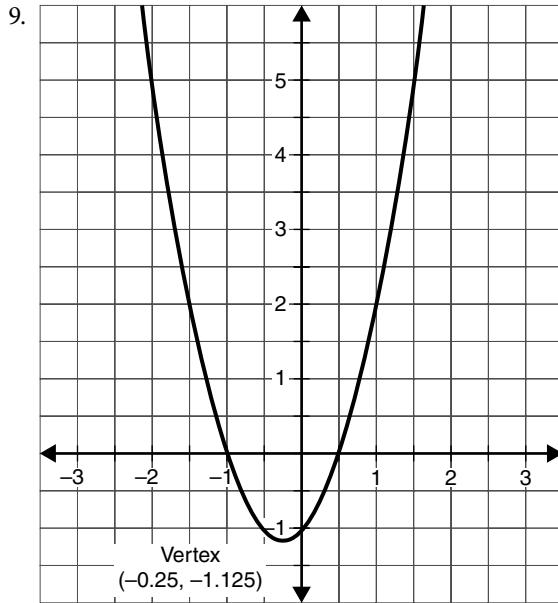
7.



8.







## 10 Proportion and variation

- 10-1
- |                                   |              |
|-----------------------------------|--------------|
| 1. $45^\circ, 60^\circ, 75^\circ$ | 6. 20 and 24 |
| 2. 8 ft. and 12 ft.               | 7. 6 and 14  |
| 3. 104 and 39                     | 8. 51        |
| 4. 20 oz                          | 9. 8 and 20  |
| 5. 24, 32, and 64                 | 10. 6 and 20 |

- 10·2**
- $x = 4.2$
  - $w = 15$
  - $x = 25$
  - $x = 4\frac{1}{6}$
  - $x = 15$
  - $x = 29$
  - $x = \pm 8$
  - $x = \pm 5$
  - $x = \pm 13$
  - $x = 7, x = -4$
- 10·3**
- 42
  - 100
  - 312
  - 1275
  - 700
  - 0.009 V
  - 143 mi
  - 0.6 mi
  - $304 \text{ cm}^3$
  - 70 mi
- 10·4**
- $y = 3$
  - $x = 16$
  - $y = 8$
  - $t = 44$
  - $a = 12$
  - 4 cm
  - 14.4 psi
  - 5.5 h
  - Approximately  $2.8 \times 10^{12}$  N
  - 3 ft
- 10·5**
- $y = 180$
  - $x = 8$
  - $z = 7$
  - $y = 5$
  - $x = 21$
  - $z = 42$
  - 20 cm
  - Approximately 683 N
  - Approximately  $7.8 \text{ ft}^3$
  - 0.1875, or  $\frac{3}{16}$ , ohm

## 11 Rational equations and their graphs

- 11·1**
- 2
  - $\frac{1}{3}$
  - $\frac{a+7}{a+6}$
  - $\frac{2y}{y-9}$
  - $\frac{2}{y-8}$
  - $\frac{x+6}{x+4}$
  - $\frac{x+2}{5x-1}$
  - $\frac{x-4}{x-1}$
  - $\frac{x+5}{x-1}$
  - $\frac{a}{a-5}$
- 11·2**
- 1
  - $\frac{x^2+8x+15}{x+1}$
  - $\frac{7}{x}$
  - $\frac{3(a+5)(a-3)}{(a+4)(a-2)} = \frac{3a^2+6a-45}{a^2+2a-8}$
  - $(5-y)^2 = 25 - 10y + y^2$
  - $\frac{x-2}{x}$
  - $x-9$
  - 2
  - $\frac{x+5}{2x}$
  - $\frac{x^2}{2}$

- 11.3**
- $\frac{9+x}{4}$
  - $\frac{1}{x+2}$
  - $\frac{3x}{x-4}$
  - $\frac{x-3}{(x-2)(x+1)} = \frac{x-3}{x^2-x-2}$
  - 2

- $\frac{3x+27}{x+5}$
- $\frac{3}{x+7}$
- $\frac{(x-3)(x+1)}{x+4} = \frac{x^2-2x-3}{x+4}$
- $\frac{x+2}{x-2}$
- $\frac{(y+8)^2}{(y-8)^2}$

- 11.4**
- $\frac{5x-5}{6}$
  - $\frac{5x-20}{24}$
  - $\frac{6(x-1)}{(x+1)(x-2)} = \frac{6x-6}{x^2-x-2}$
  - $\frac{x^2+5x-15}{(x-5)(x+2)} = \frac{x^2+5x-15}{x^2-3x-10}$
  - $\frac{7x-4x^2}{4(4x-3)} = \frac{7x-4x^2}{16x-12}$
  - $\frac{5x-6}{(x+2)(x-2)} = \frac{5x-6}{x^2-4}$
  - $\frac{-5t}{(t-5)(t+5)} = \frac{-5t}{t^2-25}$
  - $\frac{15}{(x+3)(x-3)} = \frac{15}{x^2-9}$

- $\frac{10x^2-3x-4}{3x(x-2)} = \frac{10x^2-3x-4}{3x^2-6x}$
- $\frac{2x^2+3x+5}{(x+5)(x-5)} = \frac{2x^2+3x+5}{x^2-25}$
- $\frac{a^2+6a+3}{(a+7)(a-3)^2}$
- $\frac{x+14}{(x-3)(x-2)}$
- $\frac{2x-3}{x-2}$
- $\frac{x^3+3x^2-11x-1}{(x+5)(x-5)} = \frac{x^3+3x^2-11x-1}{x^2-25}$
- $\frac{x+24}{(x+3)(x+2)(x-3)}$

- 11.5**
- $\frac{x^2+y^2}{x^2-y^2}$
  - $y+x$
  - $\frac{24}{1-4x}$
  - $\frac{x}{y}$
  - $\frac{-y^2}{xy-x^2+x-y}$

- $\frac{1-x}{1+x}$
- $\frac{x-5}{x+3}$
- $\frac{x-4}{x+4}$
- $\frac{y(4+y)}{2+3y} = \frac{4y+y^2}{2+3y}$
- $\frac{3x+4}{x+1}$

- 11.6**
- $x = \frac{4}{3}$
  - $x = 3$
  - $x = 24$
  - $a = 8$
  - $x = \frac{1}{21}$

- $x = 10$
- $x = 5$
- ~~$x = 0$~~ ,  $x = 3$
- $t = 2$
- $x = 5$

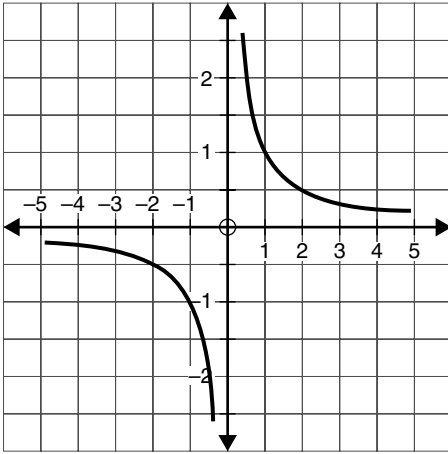
11.7

1.  $x = \frac{1}{3}, x = 4$   
2.  $x = -0.9$   
3.  $x = 6$   
4.  $x = \frac{5}{3}$   
5.  $x = \frac{2}{3}$

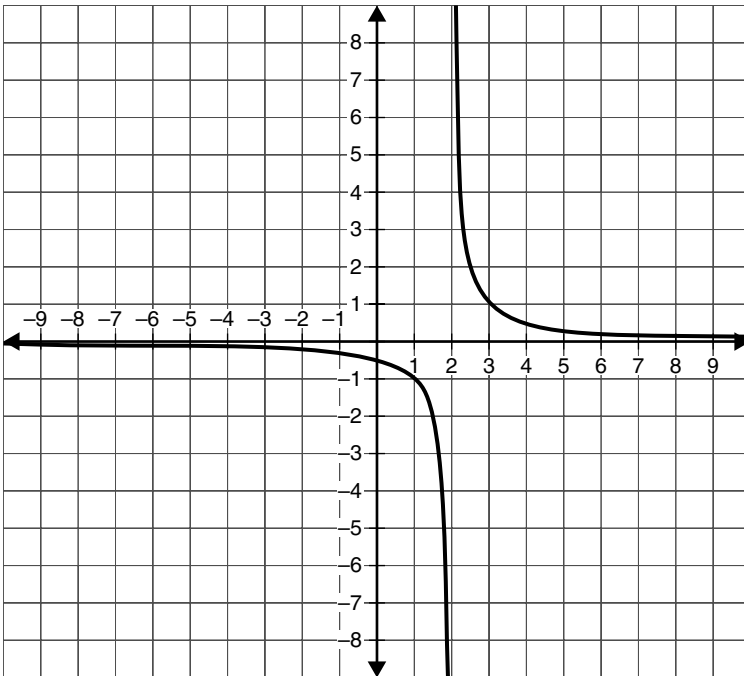
6.  $y = -5$   
7.  $x = 3$   
8.  $x = 8$   
9.  $x = -9$   
10.  $x = 4$

11.8

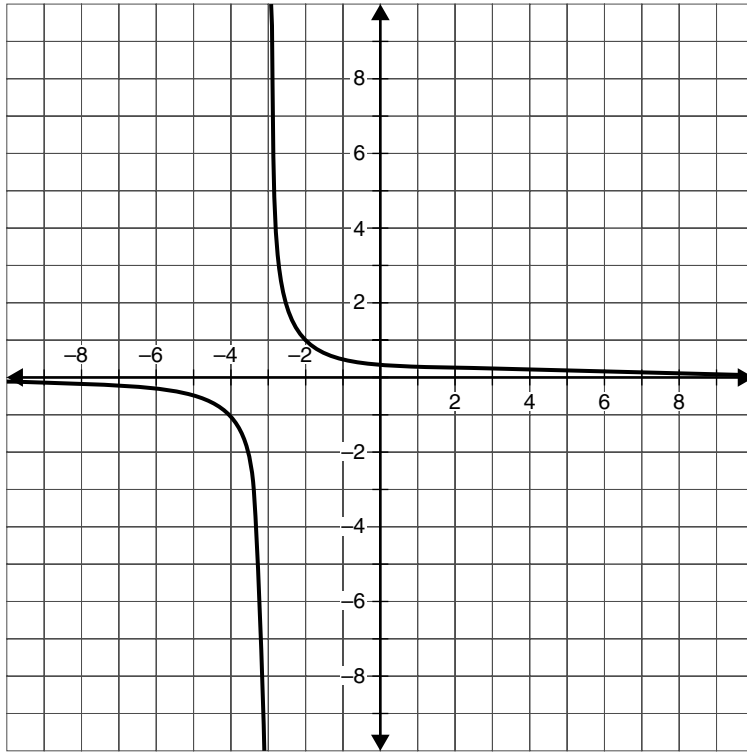
1.



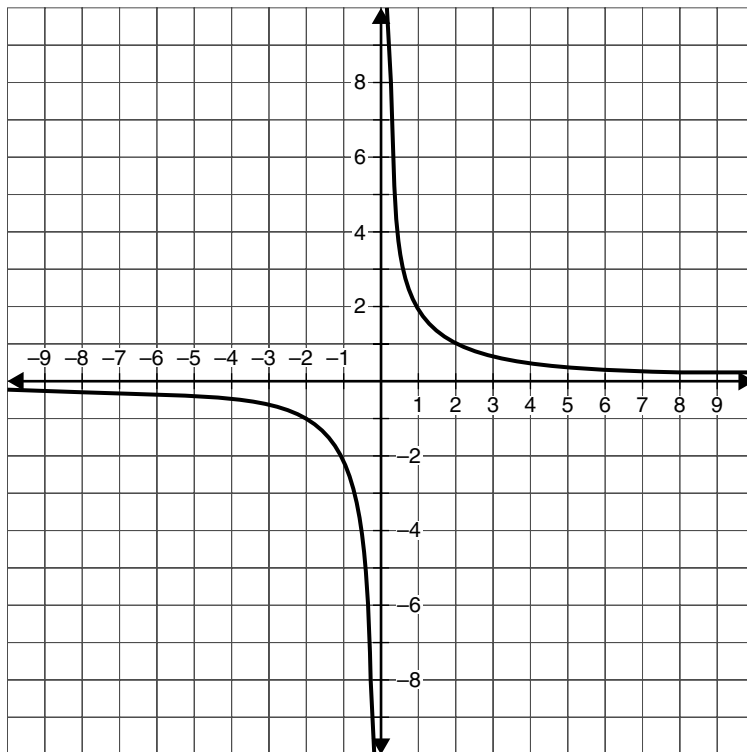
2.



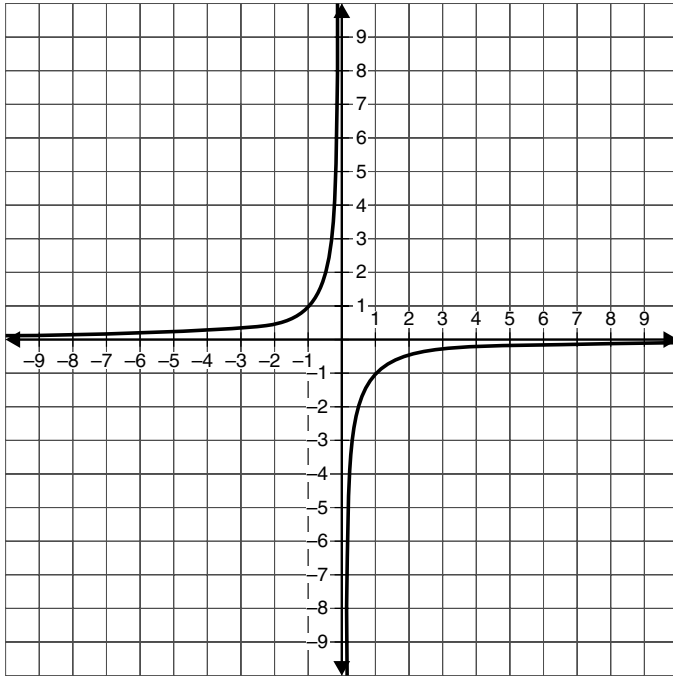
3.



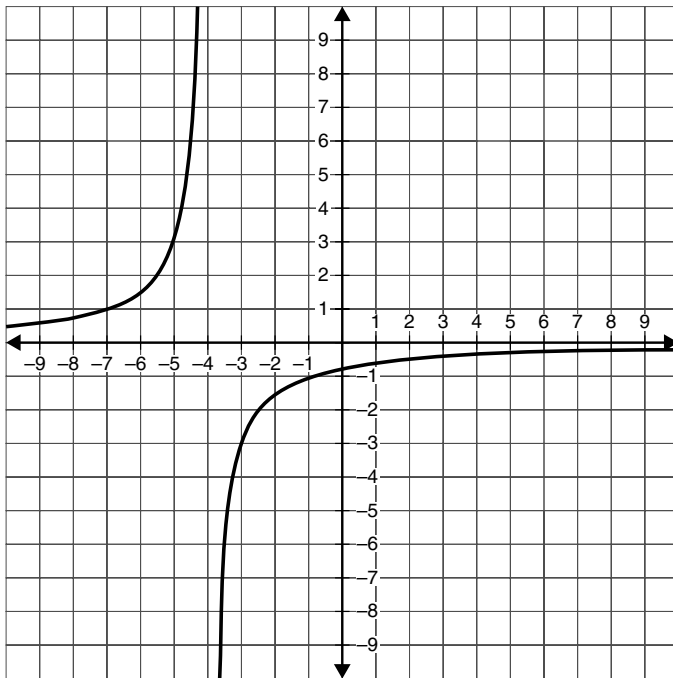
4.



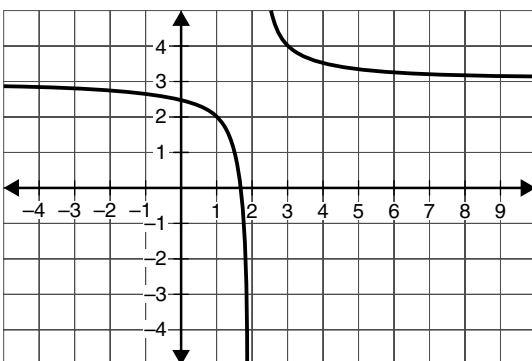
5.

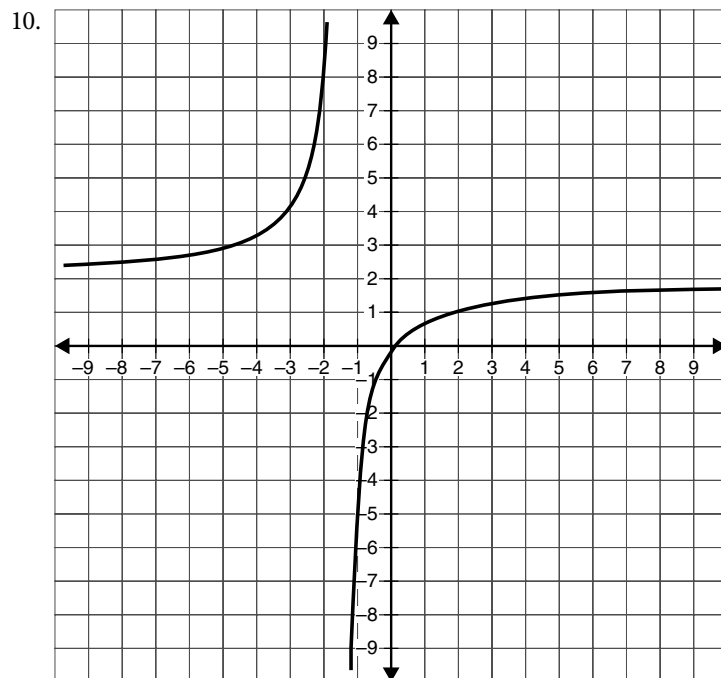
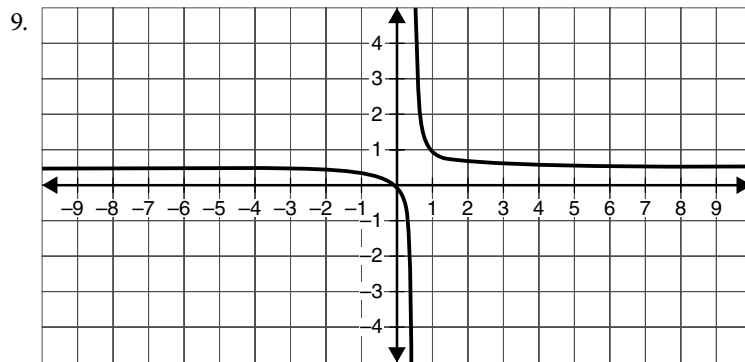
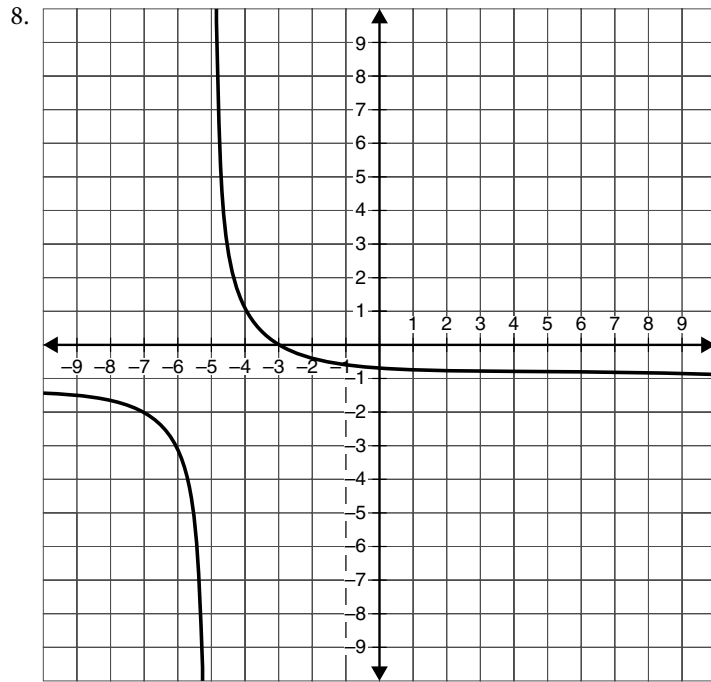


6.



7.





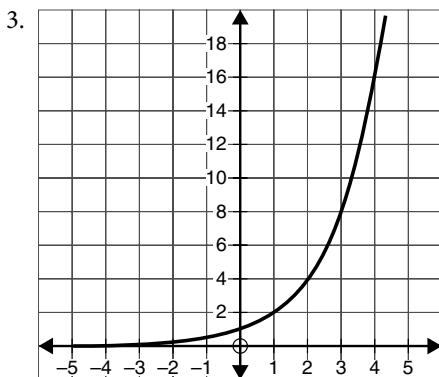
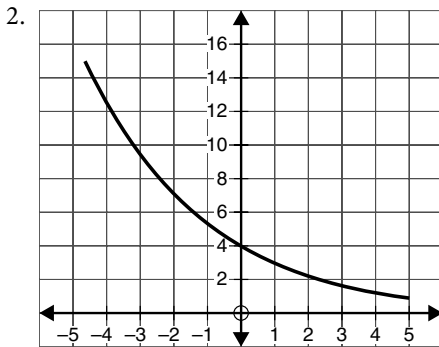
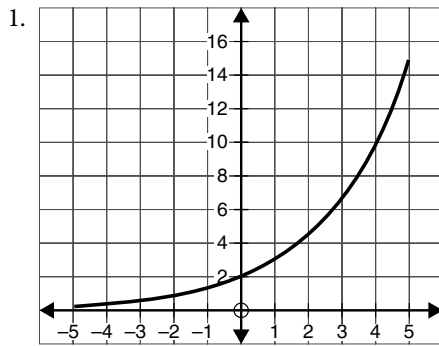
- 11.9**
- |                     |                      |
|---------------------|----------------------|
| 1. $1\frac{7}{8}$ h | 6. 3 mon             |
| 2. 2.4 min          | 7. 2.1 days          |
| 3. 9 h              | 8. $13\frac{1}{3}$ h |
| 4. $1\frac{1}{3}$ h | 9. 18 h              |
| 5. $3\frac{3}{4}$ h | 10. $1\frac{1}{8}$ h |

## 12 Exponential growth and decay

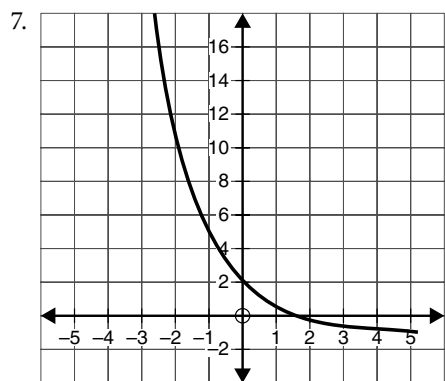
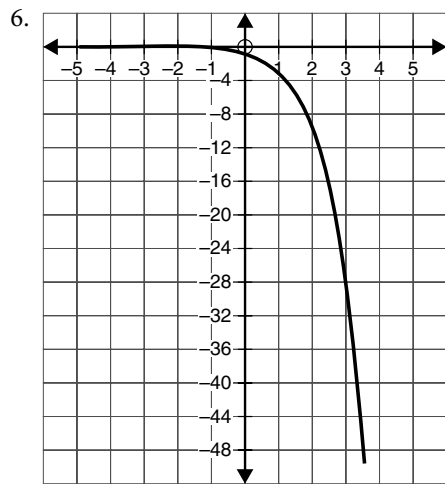
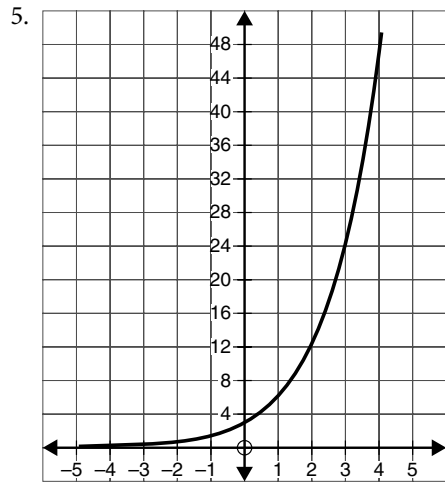
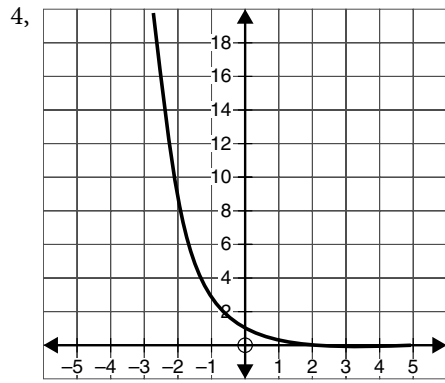
- 12.1**
- |                 |                 |
|-----------------|-----------------|
| 1. \$5304.50    | 6. \$6204.59    |
| 2. \$14802.44   | 7. \$8492.03    |
| 3. \$2977.73    | 8. \$5977.69    |
| 4. \$3052.24    | 9. \$30,491.91  |
| 5. \$327,148.96 | 10. \$59,913.95 |

- 12.2**
- |           |                                   |
|-----------|-----------------------------------|
| 1. Growth | 6. Growth, 3,355,443,200 bacteria |
| 2. Decay  | 7. Decay, 102.4 mg                |
| 3. Decay  | 8. Growth, approximately 379,518  |
| 4. Growth | 9. Decay, \$16,355.33             |
| 5. Decay  | 10. Decay, 36,652.78 acres        |

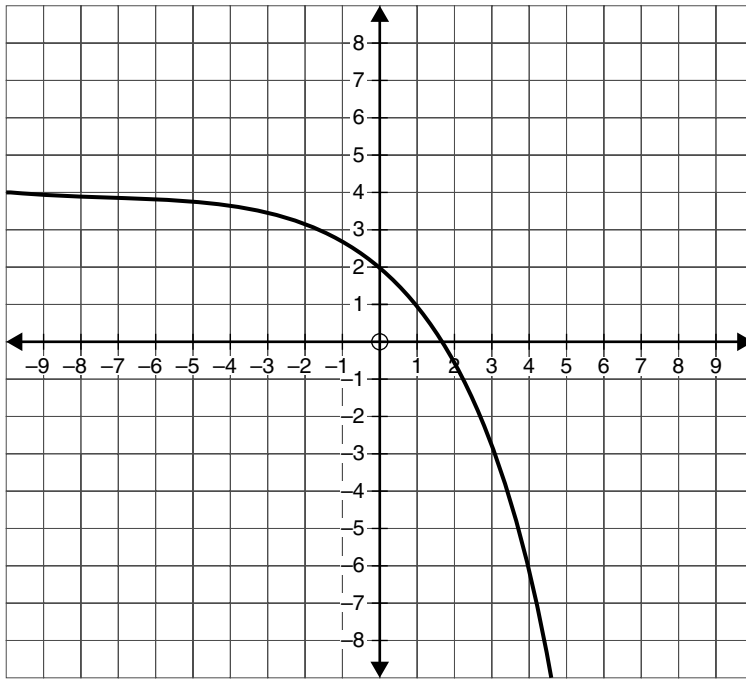
**12.3**



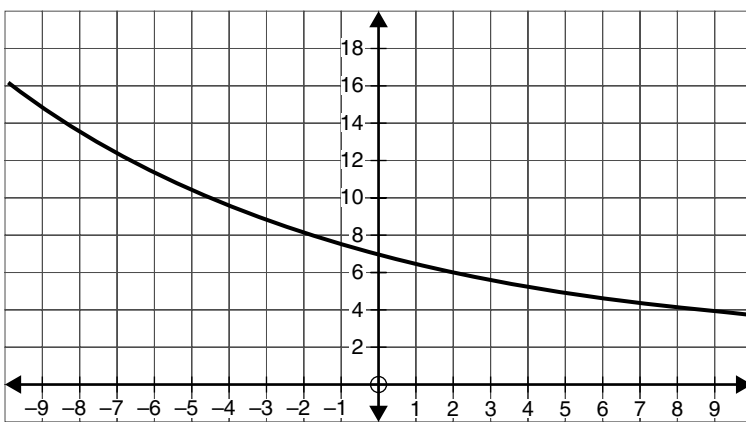




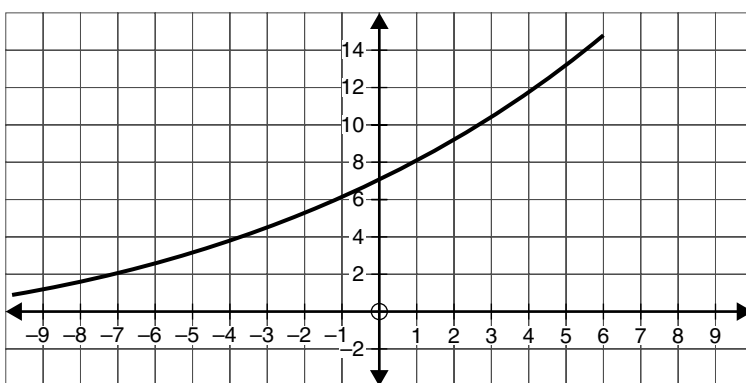
8.



9.



10.

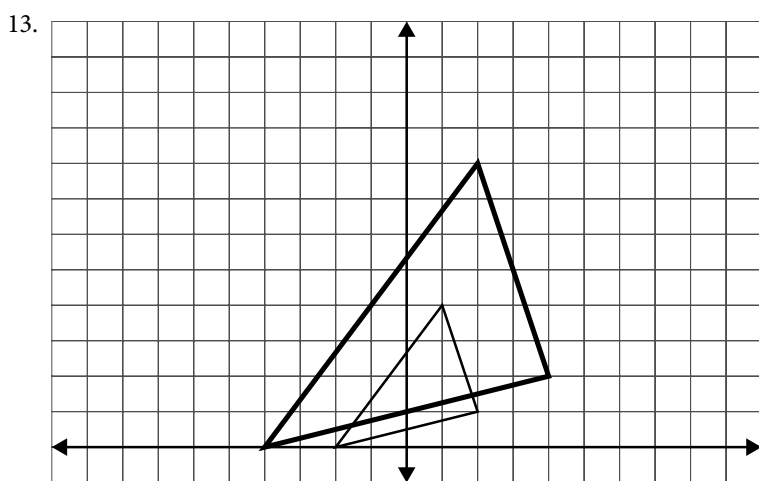
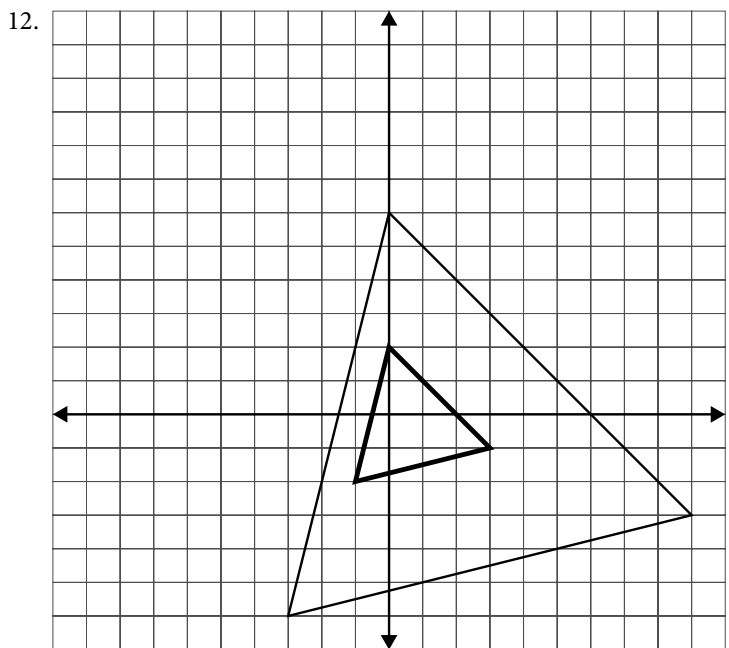
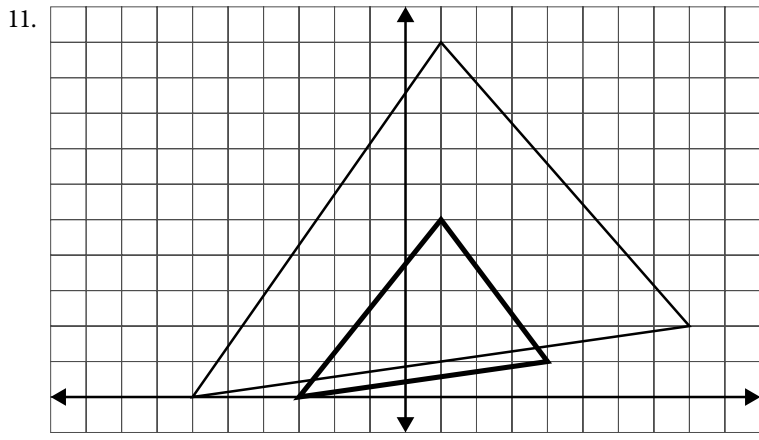


# 13 Matrix algebra

- 13-1**
- |                 |                   |
|-----------------|-------------------|
| 1. $2 \times 4$ | 6. $b(1, 3) = 9$  |
| 2. $1 \times 4$ | 7. $b(3, 2) = 2$  |
| 3. $3 \times 2$ | 8. $b(2, 3) = 5$  |
| 4. $2 \times 1$ | 9. $b(1, 1) = 6$  |
| 5. $3 \times 3$ | 10. $b(2, 1) = 0$ |

	Tennis	Golf	Volleyball	Softball	Basketball
Equipment	24	15	2	7	3
Clothing	5	2	0	2	1
Accessories	0	3	1	5	0
Books	2	12	0	0	1

- 13-2**
- |   |  |
|---|--|
| 1. $\begin{bmatrix} 6 & 11 \\ 7 & 10 \end{bmatrix}$                                       | 7. $\begin{bmatrix} 8 & 5 & 4 \\ 5 & 3 & 3 \\ 3 & 8 & 8 \end{bmatrix}$                         |
| 2. $\begin{bmatrix} 1 & 3 & 15 \\ 9 & 1 & -3 \end{bmatrix}$                               | 8. Cannot be subtracted  |
| 3. $[10 \ 6 \ 8 \ 3 \ 2 \ 10 \ 3]$  | 9. $\begin{bmatrix} -6 & -5 \\ -16 & 2 \\ 1 & -6 \end{bmatrix}$                                |
| 4. Cannot be added  | 10. $\begin{bmatrix} 1 \\ 2 \\ 2 \\ 3 \end{bmatrix}$   |
| 5. $\begin{bmatrix} 4 \\ 5 \\ 5 \\ 6 \end{bmatrix}$                                       | 11. Year $\begin{bmatrix} A & B & C & D & E \\ 0.16 & 0.75 & 0.80 & 0.11 & 0.33 \end{bmatrix}$ |
| 6. $\begin{bmatrix} 1.01 & 4.12 & 3.04 & 2.12 \\ 4.36 & 4.20 & 3.54 & 0.28 \end{bmatrix}$ | 12. $\begin{bmatrix} A & B & C & D & E \\ 0.82 & -0.10 & 0.37 & 0.01 & -0.02 \end{bmatrix}$    |
- 
- 13-3**
- |   |   |
|---|---|
| 1. $\begin{bmatrix} -15 & 25 \\ 35 & -5 \end{bmatrix}$                  | 6. $3 \begin{bmatrix} 1 & 3 & 4 \\ 5 & 2 & 6 \\ 2 & 1 & 3 \end{bmatrix} + 2 \begin{bmatrix} 2 & 6 & 3 \\ 4 & 5 & 1 \\ 0 & 6 & 3 \end{bmatrix} \begin{bmatrix} 7 & 21 & 18 \\ 23 & 16 & 20 \\ 6 & 15 & 15 \end{bmatrix}$ |
| 2. $[-5 \ -15 \ 10 \ -16]$  | 7. $-2 \begin{bmatrix} 3 & 2 \\ 5 & 1 \\ 0 & 3 \end{bmatrix} + 7 \begin{bmatrix} 2 & 5 \\ -1 & -2 \\ 3 & 0 \end{bmatrix} \begin{bmatrix} 8 & 31 \\ -17 & -16 \\ 21 & -6 \end{bmatrix}$                                  |
| 3. $\begin{bmatrix} 21 & 18 & 39 \\ 47 & 7 & 8.5 \end{bmatrix}$         | 8. Cannot be added  |
| 4. $\begin{bmatrix} -4.8 & -0.6 \\ 3.6 & -2.4 \\ 0 & 6.0 \end{bmatrix}$ | 9. $\begin{bmatrix} -9 \\ -6 \\ -6 \end{bmatrix}$   |
| 5. $\begin{bmatrix} 40 \\ 45 \\ 52.5 \\ 20 \end{bmatrix}$               | 10. $\begin{bmatrix} 0 & 0 & 0 & 0 & 0 \\ 0 & 0 & 0 & 0 & 0 \end{bmatrix}$  |



14.

Senior	Junior	Sophomore	Freshman
\$2234.28	\$1143.12	\$1376.94	\$545.58

**13·4**

1.  $2 \times 3$
2. Not possible
3. Not possible
4.  $3 \times 2$
5.  $2 \times 2$
6.  $3 \times 3$
7. Not possible

8. Not possible

9.  $2 \times 1$

10. Not possible

11.  $1 \times 1$
12.  $3 \times 3$
13. Not possible
14.  $[10]$
15.  $[-5]$
16. Cannot be multiplied
17.  $[48 \ 9]$

18.  $\begin{bmatrix} 10 & 6 & 2 \\ 2 & 4 & -22 \end{bmatrix}$

19.  $\begin{bmatrix} -6 & 22 & 4 & 12 \\ 9 & 0 & -14 & -5 \end{bmatrix}$

	Protein	Carb	Fat	Calories
20. Diabetics	$\begin{bmatrix} 38 & 43 & 19 & 487 \end{bmatrix}$			
Coronary	$\begin{bmatrix} 39 & 91 & 4 & 561 \end{bmatrix}$			
Mothers	$\begin{bmatrix} 51 & 79 & 46 & 927 \end{bmatrix}$			

**13·5**

1.  $-4$
2.  $-22$
3. Not possible
4.  $71$
5. Not possible
6.  $1$
7.  $7$

8.  $0$
9.  $3$
10.  $5$
11.  $0$
12.  $380$
13.  $-145$

**13·6**

1. Inverses
2. Not inverses
3. Not inverses
4. Inverses
5. Inverses

6. Inverses

7. Not inverses

8. Yes

9. No, not square

10. Yes
11. No, determinant = 0
12. Yes
13. Yes
14. Yes

15.  $\begin{bmatrix} \frac{1}{11} & \frac{-3}{11} \\ \frac{2}{11} & \frac{5}{11} \end{bmatrix}$

16.  $\begin{bmatrix} \frac{2}{13} & \frac{-1}{13} \\ \frac{-5}{13} & \frac{9}{13} \end{bmatrix}$

17.  $\begin{bmatrix} \frac{-1}{17} & \frac{1}{17} & \frac{-4}{17} \\ \frac{29}{34} & \frac{5}{34} & \frac{31}{34} \\ \frac{3}{34} & \frac{-3}{34} & \frac{-5}{34} \end{bmatrix}$

**13·7**

1.  $x=6, y=-1$
2.  $x=4, y=1$
3.  $x=-0.5, y=1.3$

4.  $x=5, y=9, z=-3$
5.  $x=4, y=-7, z=3$
6.  $x=-2, y=3, z=-1$

**13·8**

1.  $x=6, y=-1$
2.  $x=4, y=1$
3.  $x=-0.5, y=1.3$
4.  $x=3, y=1$
5.  $x=7, y=-3$
6.  $x=-5, y=2$
7.  $x=5, y=9, z=-3$
8.  $x=4, y=-7, z=3$
9.  $x=-2, y=3, z=-1$
10.  $x=4, y=-2, z=3$

**13·9**

$$1. \left[ \begin{array}{cc|c} 1 & 0 & 5 \\ 0 & 1 & -4 \end{array} \right]$$

6. Dependent

$$2. \left[ \begin{array}{cc|c} 1 & 0 & -1 \\ 0 & 1 & 6 \end{array} \right]$$

7. Inconsistent

$$3. \left[ \begin{array}{cc|c} 1 & 0 & -2 \\ 0 & 1 & 0.5 \end{array} \right]$$

8. Consistent

$$4. \left[ \begin{array}{ccc|c} 1 & 0 & 0 & -2 \\ 0 & 1 & 0 & 5 \\ 0 & 0 & 1 & 3 \end{array} \right]$$

9. Inconsistent

$$5. \left[ \begin{array}{ccc|c} 1 & 0 & 0 & \frac{1}{3} \\ 0 & 1 & 0 & \frac{2}{3} \\ 0 & 0 & 1 & -\frac{1}{3} \end{array} \right]$$

10. Dependent

