

COSMICULTURE

BALANCE
ENLIVEN
ENRICH
VITALIZE
HARMONIZE

THE SOIL



A. S. R. & D.

P.O. BOX 109

LAKEMONT, GA 30552

PHONE [404]-782-5347

© Dr. T. Galen Hieronymus

INDEX

Credimus	1
Transmutation	2
Experimental Work From The Notes of Dr. T. Galen Hieronymus, Ph.D.	4
Modern Farming Problems	6
Periodic Elements Chart	10
Herbs	15
Plant Energies (Reagents)	16
Boosting Seed Energy for Better Germination	17
Rates for Cosmiculture Farming	18
Methods of Weed Control	20
Weeds	23
Plants and Plant Parts	26
Project Weather Change	27
Ley Lines and Vortices	28
Harmful Radiation	29
The Twelve Tissue Salts	30
Roaches	31
White Mold in Hay	32
Hormones	33
Radiation Analysis	36
Garden Pests	37
Soil Analysis	38
General Information	39
Plant Diseases	53
Roses	58
Honey Bees	62
Hormones, Minerals and Energy Rates	63
B - D Compost Preparations	65
Use of Basic H in Farming	66
Fertilizers and Fertilizer Bases	67
Poisons	74
Chemicals	76
Insects	79
Vitamins	83
Impro Rates	87
Murray Bast Homeopathy for Animals	88

Insects	79 - 82
Vitamins	83 - 86
Impro Rates	87
Murray Bast Homeopathy for Animals	88 - 90
Murray Bast Drinking	
Water Contaminants	91 - 93
Herbs as Reagents	93
Homeopathic Herb Rates	94
Homeopathic First Aid Internal Remedies	95 - 98
Rates For Worming Animals	99
Animal Remedies	100
Animal Diseases	101 - 106
Injuries to Joints of Horses & Cows	107
Diseases Of Horses	108 - 109
Anatomical Rates Of Horses	110
Carpus Of Horse	111
Joint Capsule Of Carpus	112
Hock Of Horse	113
The Style Joint Of Horse	114
Joints of Front Limbs	115 - 116
Estrus Cycle of Mare	117 - 118
Cattle Pests	119
Cow Anatomy	120 - 121
Diseases Of Cattle	122 - 123
Diseases Of Cows & Calves	124 - 125
Treatment Of Cattle Diseases	126
Diseases Of Feed Lot Cattle	127 - 128
Estrus Cycle Of Cow	129
Artificial Insemination	130
For Treatment of Animals	131 - 133
Loss Of Hair, Hooves, Feathers, Fur, Etc.	134
Eyes	135
Swine Anatomy	136
Swine Diseases	137 - 139
Estrous Cycle Of The Sow	140
Diseases Of Sheep	141 - 144
Estrous Cycle Of The Ewe	145
Sheep Remedies	146

The Chemical Elements	183
Instructions for Operating the Anaphthic Instrument	184
Bio-Ag Supply Transmutation Test	185

CREDIMUS

We believe in the harmonic wholeness of the ecosphere. We believe that that harmonic wholeness is achievable through the application of positive cosmic energies.

Cosmic energy is available for use in attaining that harmonic wholeness. CosmiCulture is a system for gathering, amplifying, and redistributing that cosmic energy for the ultimate benefit of all mankind.

No single entity, within this ecosphere, can be singled out for emphasis, either to be reduced or enhanced at the expense of the whole. Disease, unwanted insects, undesirable plants (called weeds) are simply indications of conditions, in that environment, conducive to their existence at a particular time and place. Change those conditions by enhancing the environment for the desirable, and the reason for the undesirable ceases to exist. ReAgents are incorporated within the CosmiCulture system that will, at once, enhance the vitality of the desirable and reduce the vitality of the undesirable.

Our QUALITY of LIFE is dependent upon CLEAN thoughts, words, and deeds, as well as food and fiber, uncontaminated by poisons, excesses, and confusion. A high quality of life for all mankind is our goal.

© Dr. T. Galen Hieronymus

TRANSMUTATION

1. ETHER ABSORPTION TEST IN SPROUTING

The test procedure is simple enough. Take a clear test tube and insert a piece of sterilized cotton saturated with distilled water. Put a bean or pea in the initial stage of germination inside the tube and seal it carefully with a glass stopper and wax, making it absolutely airtight and moistureproof. If we compare the weight in a few weeks hence, (after the seed inside has sprouted), we will find a considerable gain of weight which simply cannot be explained by contemporary physical laws or theories. The gain can be demonstrated with even a small letterscale, no laboratory precision scale is needed.

2. ETHER TRANSMUTATION TEST IN SPROUTS

But a follow-on test is even more revealing. A careful chemical analysis of the seed which has sprouted in the sterile environment of the sealed test tube as compared with an identical seed will prove the sudden appearance of new chemical elements in the sprout which also cannot be logically explained by contemporary textbook science. The mineral substances found in the sprouting seed will show a gain of 20 to 100% over the identical seed before the test. We know the tube was sterile, the water was distilled and contained no minerals, and no mineral substance can penetrate the glass wall of the testube.

The only logical explanation for these surprising results is of course the assumption of the existence of formative or "etheric forces" which are able to penetrate the molecular barrier of the material of the testube. We are again confronted with the "finer media" postulated by the esteemed Dr. Hieronymus. Around 1879, a German scientist named Von Herzelee had proved in more than 500 analysis

© Dr. T. Galen Hieronymus

that the mineral substances thus found in organic substances originate in a way comparable to alchemistic procedures. His published claims so out-raged the scientific-materialistic oligarchy of his day that his writings vanished from the libraries -- (shades of Dr. Wilhelm Reich!) it took a student of Dr. Rudolf Steiner, a medical doctor named Dr. Rudolf Hauschka many years of intensive efforts to locate the writings of Von Herzeele in an obscure small library in Berlin. Shortly after WW2, Dr. Hauchka proceeded to republish his own findings and he immediately received a joyous response in a letter from a Monsieur Spindler in France, reporting jubilantly that he too, had independently, come to identical experimental conclusions as Dr. Hauschka.

From: "The Case For Radionics"
By: Dr. Rolf Schaffranke

© Dr. T. Galen Hieronymus

EXPERIMENTAL WORK FROM THE NOTES OF
DR. T. GALEN HIERONYMUS, Ph.D.

- I. Gather leaves from various plants. Put each leaf in a test tube. Make label for each. Label sheet.

Check 9-49 for each leaf. Record figures for each. Check and measure 23-25 (chlorophyll), record.

Sugar	5-70
Sodium	82-42
Iron	49-27
Nitrogen	12-19
Manganese	73-71
Calcium	24-4
Carbon Dioxide	47-67
Cobalt	72-84
Copper	73-28
Chlorine	37-93
Acidity	34-84
Alkalinity	26-41

- II. Trees breathe. Check leaf for poisons that could have been absorbed from sprays, etc.

See list of poisons in book. Which poisons are commonly used in sprays for pesticides? Which poisons could have been absorbed by trees or bushes from run-off after spraying? Check leaves for these.

- III. Gather specimens of water from well, neighbors water supply, lakes, streams and surrounding municipalities which have their own water supply.

© Dr. T. Galen Hieronymus

Check for:

2-4D	12.5 -2.5
Malathion	7.5 -1.5 T on 2-87
Parathion	8.5 -48 T on 37-94, 16-25, 7.5-29
Paraquat	3.25-7.75
Temik	30.25-34.25
Lanoxin	41.25-31.75

© Dr. T. Galen Hieronymus

MODERN FARMING PROBLEMS

Plant diseases and the elimination of plant pests are costing this country's farmers and ranchers around Six Billion Dollars a year. Think about that! Six Billion Dollars a year!

The cost is not only Six Billion Dollars a year, but the end results are Environmental Pollution, poisoning of fruit and vegetables designed for the market, and all the ensuing human poisoning and misery that results from these poisoned crops, and the cumulative achievements of poison sprays, powders, etc. used today to eliminate the bug population, and the plant disease infections.

The principle changes in the last thirty years have been that the infestations of insect pests have become more numerous, and the cost of chemical sprays and powders have shown a steady increase. Land, in its polluted state, becomes less fertile and useable as one of the great resources of the people in this country. Acid rain has become a problem, stemming from industrial pollution of the atmosphere.

The massive pollution of the soil and air and water leads to smaller fruit, and less nutritional value of the fruit and vegetables.

The biological balance is constantly subjected to our practices of plowing, intense cultivation, clearing of new land, domesticating plants, close grazing practices, etc. It is time to approach the problems of this imbalance in a manner that recognizes man's relationship with Nature.

As for insect pests, there are over 30,000 insects which attack our plant crops grown for fiber crops or for food, to say nothing of all the many insects and diseases that

© DR. T. GALEN HIERONYMUS

attack our flowers, ornamental shrubs and lawns, and shade trees.

We use green plants so much that we are apt to take them for granted. Their uses include food, clothing, and many other things. But that is not all the significance of plants. Green plants are living factories that manufacture the basic materials of life. They absorb carbon dioxide and give off oxygen. So we may acknowledge that human and animal life are both dependent on the survival and growth of green plants.

© Dr. T. Galen Hieronymus

- I. Experiment to show magnetic alignment of
Plant is critical to Life Vitality (9-49)
1. Arbitrarily mark 1 point on plant with
chalk or crayon
 2. Rotate plant through cardinal points,
testing vitality of plant at each point.
 - a. N - 275
NE - 295
E - 522
SE - 406
S - 186
SW - 86
W - 218
NW - 96
N - 222
 - b. Check also:
NNW - 195
ESE - 704
SSW - 64

(C) Dr. T. Galen Hieronymus




DIAGRAM FOR PLANT ORIENTATION EXPERIMENT

© Dr. T. Galen Hieronymus

PERIODIC ELEMENTS CHART

Atomic #

1	(H)	Hydrogen	Gas @ 70°F Non-Metal	57-88
2	(He)	Helium	Gas @ 70°F Non-Metal	34.25-57
3	(Li)	Lithium	Metal	51.25-46
4	(Be)	Beryllium	Both Metal & Non-Metal	56-67.25 17-38 46.5 -64
5	(B)	Boron	Non-Metal	24-52.5
6	(C)	Carbon	"	52-75 47-32 17.5 -39.5 41-21 53.5 -34.5 58.5 -42
7	(N)	Nitrogen	Gas @ 70°F Non-Metal	12-19
8	(O)	Oxygen	Non-Metal	44-49
9	(F)	Fluoride	Non-Metal	85-72
10	(Ne)	Neon	(inert gas)	19.25-45
11	(Na)	Sodium	Metal	82-42 82-100
12	(Mg)	Magnesium	Metal	27-13 56.5 -47.5
13	(Al)	Aluminum	Metal & Non-Metal	16-77 39-23.5 47-39
14	(Si)	Silicon	Metal & Non-Metal	90-89

© Dr. T. Galen Hieronymus

15	(P)	Phosphorus	Non-Metal	92-62
16	(S)	Sulfur	Non-Metal	77-94
17	(Cl)	Chlorine	Gas @ 70°F Non-Metal	37-93
18	(Ar)	Argon	(inert gas)	36-77.75
19	(K)	Potassium	Metal	30.5 -67
20	(Ca)	Calcium	Metal	24-4
21	(Sc)	Scandium	Metal	30.25-47
22	(Ti)	Titanium	"	33-46 38-78.5
23	(V)	Vanadium	"	40-38.75 27.5 -38.5
24	(Cr)	Chromium	"	21.5 -66 21.5-66.5
25	(Mn)	Manganese	"	73-71 24.5 -30.5
26	(Fe)	Iron	"	49-27 19.5 -38
27	(Co)	Cobalt	"	72-85 72-84 47.5 -62.5
28	(Ni)	Nickel	"	41-26 24-56.5
29	(Cu)	Copper	"	75-32 73-28
30	(Zn)	Zinc	Metal & Non-Metal	53-41 68-97
31	(Ga)	Gallium	"	33-51.75 64.5 -37.5
32	(Ge)	Germanium	"	9-22.25
33	(As)	Arsenic	"	14-52
34	(Se)	Selenium	Non-Metal	35-79 46-18

(C) Dr. T. Galen Hieronymus

35	(Br)	Bromide	Non-Metal	43-62.25
36	(Kr)	Krypton	(inert gas)	40-38.25
37	(Rb)	Rubidium	Metal	28.75-38.25
38	(Sr)	Strontium	"	61-61
39	(Y)	Yttrium	"	40-74.5
40	(Zr)	Zirconium	"	48-28.5 21-20.5
41	(Nb)	Niobium	"	32-64.25
42	(Mo)	Molybdenum	"	41.5 -50.75
43	(Tc)	Technetium	Synthetic	28.75-73
44	(Ru)	Ruthenium	Metal	35.25-72
45	(Rh)	Rhodium	"	32-36.75 43.5 -43 37.5 -45.5
46	(Pd)	Palladium	"	29-28.25 73-48.5
47	(Ag)	Silver	"	51-39.25 61.5 -47
48	(Cd)	Cadmium	Metal & Non-Metal	19.5 -61
49	(In)	Indium	"	19.25-35.25
50	(Sn)	Tin	"	40-56 76.5 -43
51	(Sb)	Antimony	"	30-65 59-76
52	(Te)	Tellurium	Non-Metal	42-52.5
53	(I)	Iodine	Non-Metal	80-91
54	(Xe)	Xenon	(inert gas)	32.25-65
55	(Cs)	Cesium	Metal	45-64.5
56	(Ba)	Barium	"	88-30
57	(La)	Lanthanum	"	14.25-41.75

LANTHANIDE SERIES

58	(Ce)	Cerium	Metal	29.25-59.25
----	------	--------	-------	-------------

59	(Pr)	Praseodymium	Metal	32.5 -55.25
60	(Nd)	Neodymium	"	8.5 -27.75
61	(Pm)	Promethium	Synthetic	14.5 -64.5
62	(Sm)	Samarium	Metal	24.75-48
63	(Eu)	Europium	"	8.75-57
64	(Gd)	Gadolinium	"	39-46.75
65	(Tb)	Terbium	"	53-38
66	(Dy)	Dysprosium	"	33-21
67	(Ho)	Holmium	"	31.5 -88
68	(Er)	Erbium	"	39.25-35
69	(Tm)	Thulium	"	33.5 -26
70	(Yb)	Ytterbium	"	41-72.25
71	(Lu)	Lutetium	"	31.25-42
72	(Hf)	Hafnium	"	46-57.25
73	(Ta)	Tantalum	"	40.25-45 53-66.5 56.5 -46 49-46
74	(W)	Tungsten	"	55.5 -83.5 38-17.5 39.5 -61.5
75	(Re)	Rhenium	"	38.5 -41.25
76	(Os)	Osmium	"	25.5 -40.75
77	(Ir)	Iridium	"	52.75-93.75 57.5 -60
78	(Pt)	Platinum	"	39-58 72.5 -69
79	(Au)	Gold	"	77-59.5 75.5 -54.5
80	(Hg)	Mercury	"	92-99 92-79.5

© Dr. T. Galen Hieronymus

81	(Tl)	Thallium	Metal	47-67
82	(Pb)	Lead	Metal & Non-Metal	3-80 51-62.5
83	(Bi)	Bismuth	"	38-31 47-82
84	(Po)	Polonium	"	38.5 -51.5
85	(At)	Astatine	Non-Metal	45.75-79.5
86	(Rn)	Radon	(inert gas)	11-49
87	(Fr)	Francium	Metal	42-86.75
88	(Ra)	Radium	"	83-43 12-38
89	(Ac)	Actinium	"	33.5 -53
ACTINIDE SERIES				
90	(Th)	Thorium	Metal	37-57
91	(Pa)	Protactinium	"	29-48
92	(U)	Uranium	"	32.5 -73

© Dr. T. Galen Hieronymus

HERBS

Horsetail Rush (equisetum arvense)	42.75-47.5
Horsetail Rush (equisetum hyemale)	54-47.5
Citronella Oil	23-33.5
Garlic Oil (10% in olive oil base)	11.5 -55
Ryania	33.5 -51.5
Salt	82-37
Padma (Tibetan 28 herbs comb.-circulation)	59.75-26
Whole Grain Bee Pollen (1000)	55.5 -37
Bee Propolis (780)	36.75-31.75
Pure Bee Glue (800)	1.5 -13.75
Pure Bee's Wax (660)	.5 -34
Golden Seal (710)	15-31.75
Aqualithia (artery cleaner)	37.5 -42
Aloe	3-38
Alpha 57 (Neuritis-HR)	29.5 -30.5
Alpha 44 (Lumbago-HR)	31-63
Alpha 10 (cough due to colds-HR)	78-30.5
Alpha 3 (pain and stiffness-HR)	31.5 -49
Somatic Cell Rates (use out of phase only)	10.5 -35
Pau D Arco-Brazilian Herb	19-52
Barley Green	42-36.75
Satsang (burnt cow dung)	25.75-40
Aloe Vera Juice w/ pulp	32.25-70.5
Aloe Vera w/jojoba, henna, Vit. E. Pantothenic acid	51.5 -49.5
Aloe Vera body Lotion	5.5 -55.25
Aloe Vera Plus w/cpf	13.5 -64.5
Aloe Vera Skin Polish	28-31.5
Aloe Vera Vet-Med-Gel for wounds	28.5 -30.75
Aloe Vera Vet-Med Liniment-for soreness	42-62

© Dr. T. Galen Hieronymus

PLANT ENERGIES (Reagents)

Nitrogen Fixer #A0	6.5 -38.5	
Energy Generator #A1	7.25-13.75	
" " #A2	7.5 -30	
Volcanic Ash #A3	12.25-19.75	
Blue-Green Algae #A4	8.75-12.75	
Micro-Min #A5	17.25- 3.5	
Energy Pak #A6 (Foliac Spray Plant Food)	9.25-13.5	55.5

© DR. T. GALEN HIERONYMUS

BOOSTING SEED ENERGY FOR BETTER GERMINATION

It has been proven in field and laboratory tests that the energy of wheat, cotton, soybean and other seed can be intensified as much as 30 times or more, so that seed will germinate faster, and plants will grow faster, and exhibit more stamina than untreated seed.

Tests may be made in a small way with wheat seed in test tubes. Put the test tube full of wheat seed on the plate of the Analyzer, and other test tube full of wheat seed in the Analyzer well. Set the dials on 0-0. Turn on the Power Switch. Count to ten. Turn off the Power Switch. Do this as many times as you wish to charge seed in test tube on plate.

If you are using the Beam Projector, put one test tube of wheat seed in each well with the Power Switch off. Now turn on the Power Switch. Count to ten. Turn the Power Switch off. Continue to turn on the power switch, count to ten, turn off the Power Switch, etc. as many times as you wish to charge the test tube of wheat seed in the right hand well.

When you have finished charging the seed, put the intensified seed test tube in the well of the Analyzer, and check the 9-49. Record the figure.

Don't forget to record the date, how you charged the test tube of seed, and how many times you charged (intensified) it.

Plant some uncharged seed in a flat and some charged seed in another flat. Watch the growth carefully, measure at regular intervals of time and add this data to your written record of this experiment.

For practical charging of seed, a picture of seed in volume can be used on plate, with vial of seed in well as energy to charge with.

© Dr. T. Galen Hieronymus

RATES FOR COSMICULTURE FARMING

Epsom salts T for soil	27-13
Super Phosphate 0-20	54-53.25
Too much nitrogen	27-13
Too much calcium	30.5-67
Soil Ratio 2 to 1, P to K T	34.25-32
Blue Mold fungus (damping off) T	75-32
Cu (For bark health on trees)	20.5-73.25
To control chlorine	37-93
To control soil temp. T	28.5-62
Seed in fruit split open or rotted (def. in mn)	73-71
Skin or fruit split	20.5-73.25
Lack of Carbon in soil (lack of moisture) T	52-75
Super phosphate to control vitality in soil (9-49) T	39-73.5
Compaction of soil (excess Sodium) T	82-42
CAN03 T	94-64.5
Calcium Phosphate (29.25-53) T (to prevent leaching)	94-64.5
Calcium energies	24-4
Carbon in soil	52-75
Calcium Phosphate (60 different elements)	29.25-53
Seaweed (for binding elements)	27-30.75
Aluminum (Electrolyte)	16-77
Carbon (richness of soil)	52-75
To increase ionization	34-50.25
Too much sulphur	59.5-51
Calcium hydroxide (triple Anion) T	59.5-51
Increases Nitrate N. to correct low sugar content T	52.5-51.5
Hollow Stem Chloride	37-93
Ammonia salts	6-31
Nitrogen salts	21.75-22.25
Calcium salts	23.25-52
Ion Chloride salts	46-53.25
Sodium Cyanide	45.5-82
Chloradane	28.25-56.25
For high carbon content of soil T	52-75

(C) Dr. T. Galen Hieronymus

Rates for Cosmiculture Farming Continued

N unit releases mg T	27-13
Gibberillic acid T	50.5-62
FE Electrolyte T	49-27
Too much sulphur in soil	77-94
Soil low in carbonates T (potassium)	21-45

© Dr. T. Galen Hieronymus

METHODS OF WEED CONTROL

There are several methods Cosmiculture farmers may use to control weeds.

First, there are in this section, the burnt weed seed rates, (burnt weed seed as recommended by Dr. Rudolph Steiner). If you use these rates:

I. Charge the rate for the type weed seed you wish to eliminate into a vial of distilled or neutralized water.

II. Put specimen into well of Beam Projector or Analyzer, place vial of water charged with burn of weed seed energy, and broadcast to field daily, until all weeds of such variety are dead.

You may, upon determining the species of weeds in your field, charge each vial of water with a different burnt weed seed rate, until you have a ReAgent of burnt weed seed energy suitable for treating each different species of weed growing in your field.

Put one vial in the well of the Analyzer. Measure the 9-49 and record the intensity. Put another vial of burnt weed seed energy into the well with the first vial. Measure the 9-49 and record.

Did the second vial of burnt weed seed energy raise or lower the 9-49 reading of the first vial of water? If not, these two are compatible. Leave them both in the well. Put another vial in the well with them and measure the 9-49. If compatible, these three may be combined by charging a neutralized vial of water by leaving all 3 charged vials in the well, with Power Switch OFF. Stand an uncharged, neutralized bottle of water on the plate, turn the Power Switch ON, count to 25, then turn the Power Switch OFF. Take the vials out of well, and away from the Analyzer. Put

© Dr. T. Galen Hieronymus

the newly charged vial of water in the well. Measure the 9-49 and record. If the 9-49 is low, turn off the switch, put the vials of burnt weed seed energy back in the well, put the newly charged vial back on the plate, and charge several times with the combined weed seed energy, until the 9-49 intensity reading is at least 900.

Make other combinations of compatible burnt weed seed energy to use as Reagents.

The program of Treating with the burnt weed seed energies will last about three years if you treat a specimen of the field with weeds an hour or two every day.

Another procedure is to charge the rates of the specific weeds into vials of neutralized water. Measure the 9-49 and record. Number or letter vials of burnt-weed-seed energy. Put a vial of weed energy in the well of the Analyzer. Put vial of burnt weed seed energy into the well. Measure the 9-49 and Record. Has the energy of the weed in the vial of water decreased to a marked extent? To Zero? Treat on 0-0 until all weed energy is reduced to zero. This is the process of finding the efficiency of the burnt weed-seed energy for eliminating the weed.

When you have determined the rate of efficiency of the burnt weed-seed in eliminating the weed, you may increase the efficiency of the burnt weed seed energy by intensifying it by charging it several times into the vial of water to raise its intensity.

III. Another method of eliminating weeds is to place the leaf of a weed in a test tube, place in the well of your Analyzer with a picture of your field where the weeds grow, and treat the specimen with the weed leaf, on 0-0 with the Analyzer, or broadcast the energy of the leaf to

© Dr. T. Galen Hieronymus

the field, with a picture of the field in the well. The field should be treated with the weed specimen 30 minutes per day, until the field shows dying weeds.

IV. The simplest method, if you have a "Genuine Hieronymus" Cosmic Pipe on your land, is to place a leaf of each weed you wish to eliminate in the well of the Cosmic Pipe, along with the Reagents you put in the well, and leave the leaves in the well. You will notice discouraged and dying weeds in your fields as the growing season progresses.

V. Please observe your green and growing rye fields.

Are there any weeds growing there? Corn and Sunflowers drilled into small grain fields after grain has been harvested, do well and have very few weeds growing in these "after-crops".

Heavy straw mulch seems to harm soy bean germination.

© Dr. T. Galen Hieronymus

WEEDS

Alfalfa Weed	63.25-49.25	
Bendweed (hedge)	21.5 - 7.75	
Bristly Star Burr	30.75-73	
Broom Sedge	16.5-14	
Bull Thistle	23.25-68.25	
Buttonweed	22.25-27	
Canadian Thistle	7.5 -19.5	
Cheat Weed	37.5 -57.5	
Chickweed	24.25-53	
Cirsium Sap	4.5 -21.25	
Cocklebur	61.25-82	73.5 -78
Common Burdock	73.5 -37	
Corn Growwell	59-37.5	
Dandelion	65-71.75	4.75-14.75
Facelis	18-26.5	
Fall Panecum	36-41.25	
Field Horsetail	38.5 -41.5	
Fleban	8-25.75	
Florida Beggar Weed	24.5 -10.75	
Foxtail Barley	36-23.25	8.75-42,75
	38.75-52.25	22.25-28.25
Goldenrod	12.25-21.25	
Grant Foxtail	16.5 -14	
Grass		
Barnyard Grass	88.5 -41	
Crabgrass	19.25-23.25	63.5 -38.5
Johnson Grass	20.75-70	
Love Grass	19.25-22	
Quack Grass	23.25-27.75	45.75-65
Sage Grass	14.5 -21	
Stink Grass	15.75-14.5	
Venus Looking Grass	18.5 -9	
Horseweed	53-69	
Jap Hedge Parsley	9.5 -22.25	
Jimson Weed	32.25-40.5	61.25-82
Knotweed	20-31	23.75-63
Lambsquarter	40.5 -36	
Mayweed	47.5 -65.5	
Milkweed	16.5 -45.25	31.25-67
Morning Glory	72.5 -58	
Mustard Sedge	42.25-57.75	
Nutshade	30-42	
Oldfield Toadflux	14.25-27.5	41-77

© DR. T. GALEN HIERONYMUS

Weeds Continued

Pigweed	41-33.5	24-31.5
Plaintain	39.25-37.5	
Poor Joe	9.5 -22	
Purple Nutsedge	95.25-75.25	
Purslane Speedwell	41.25-52	
Ragweed	46.25-51	5.5 -11.5
Redroot	38.75-37	
Redroot Pigweed	24.25-49.5	
Red Sorrell	22.75-24.75	25.5 -21.5
Russian Thistle	13.25-18	
Sicklepod	11.75-7	
Smartweed	45-44	41-44.5
	39.5 -3	
Sow Thistle	65.5 -68.25	
St. Augustine	13.75-52.75	
Stinging Nettle	88.5 -48.5	
Sulphur Cinquefoil	11.75-25.25	
Sumac (Shoemake)	4-18.5	
Teaweed	71-28.5	
Trumpert Creeper	23-44	
Western Ragweed	11.25-13	
Wild Grape	43.75-32.5	
Wild Lettuce	19.25-47	
Wild Mustard	82-42.5	
Wild Oats	31- 3.5	
Winter Vetch	27.75-52.75	
Yellow Nutsedge	95.25-94	

© Dr. T. Galen Hieronymus

Burned WEED seeds--for broadcasting on rate--set up on Moon dates. Use OUT of PHASE.

<u>WEEDS</u>	<u>RATE</u>
Fleban	8-25.75
Prostate	20-31
Trumpert Creeper	23-44
Love Grass	19.25-22
St. Augustine	13.75-52.75
Foxtail	8.75-42.75
	38.75-52.25
	22.25-28.25
Sagegrass	14.5 -21
Poor Joe	9.5 -22
Wild Grape	14.25-35.5
Canadian Thistle	7.5 -19.5
Stinkgrass	15.75-14.5
Crabgrass	19.25-23.25
Oldfield Toadflux	14.25-27.5
Red Sorrel	22.75-24.75
Facelis	18-26.5
Jap Hedge Parsley	9.5 -22.25
Sulphur Cinquefoil	11.75-25.25
Sumac (Shoemake)	4-18.5
Cirsium Sap	4.5 -21.25
Goldenrod	12.25-21.25
Venus Looking Grass	18.5 -09
Wild Lettuce	19.25-47
Buttonweed	22.25-27
Redroot	38.75-37
Lambsquarter	40.5 -36
Smartweed	45-44
	41-44.5
Quackgrass	23.25-27.75
Nutshade	30-42
Pigweed	41-33.5
	24-31.5
Milkweed	16.5 -45.25
Dilion	65-71.75
Alfalfa Weed	63.25-49.25
Ragweed	46.25-51

© DR. T. GALEN HIERONYMUS

AGRICULTURE

Plants and Plant Parts

<u>NAME</u>	<u>RATE</u>
Roots	38-22.5
Roots (tap)	32-36.5
Veins	34.5-44.25
Trunk (tree)	25.5-53.25
Trunk (stem) (liver)	25.5-20.75
Leaves (evergreen)	34.5-13.25
Sap (tree)	48.75-26.75
Sap (general)	46.5-51
Fruits (general)	42.25-44.5
Flowers (general)	48.25-38.25
Leaves (general)	25.5-27.5

© Dr. T. Galen Hieronymus

PROJECT WEATHER CHANGE

These rates are experimental in nature and we cannot guarantee that they will be effective in all cases.

Weather Project

Federal Law requires all experimenting with weather changes must register their names with the NOAA (Boulder, Colorado) and before beginning any project having to do with the weather or weather changes, advise the NOAA with the form filled in as they direct. They will provide the forms upon request.

It is well to study the weather reports and forecasts for several months, especially in the winter, so that you become familiar with the phenomena of weather changes.

Rain	55-65
	55-76
Rain on Eastern Seaboard from Virginia to Georgia	92.5 -84
Rain in Northern California	59-59
	63-52
Rain in Arizona	96-86
To prevent snow	42-35
Heavy snow fall	92.5 -8
To drive Jet Stream North	45-54
	45-88
	46-36
To bring cold air flow into area	95-75
To bring cold air flow from Canada	84-51
To bring cold front from Canada	85-41
	85.5 -47

For registration of weather projects address:
National Oceanic and Atmospheric Administration
Environmental Research Laboratories
Space Environment Services R/E/SE2
Boulder, CO 80303

(c) Dr. T. Galen Hieronymus

LEY LINES AND VORTICES
(Magnetic Fluxes)

Left Line Vortex	32.5 -51.25
Left Hand	
Right Line Vortex	51.25-32.5
Right Hand	

Energy grids over the earth consist of lines of energy something such as longitude and latitude type running east and west and the other north and south at regular distances. Where two of these cross, a definite amount of energy is released into the air. If a highway crosses such a vortex point, the energy influences traffic and most often more wrecks occur in such a location. In the fields or woods, such a location can be identified by twisted or stunted growth of a tree which also displays a hollow trunk, black markings around such a hollow in the trunk. Bushes around such a spot will appear stunted in growth.

These rates are given so that such spots can be identified by analysis of leaves, stems, grass or soil.

(C) Dr. T. Galen Hieronymus

HARMFUL RADIATION

A-Bomb (Gamma Radiation)	12-38; 11-14; 11.5-23.5
Barium (Radioactive)	88-30
Burn (Radio, Radar, X-Ray)	54-; 80-49
DO NOT TREAT ON 54-	
ELF (Pulsed on HF)	9.5-31.75
Cobalt (Radioactive)	72-84; 72-94 47.5-62.5
Iodine (Radioactive)	19.25-38
Radioactive Fallout	35-39
Plutonium	24.25-65
Radium Burn	12-
Radio (Standing Wave)	36.25-22.75
Strontium 90	20-45; 67.7-45
Uranium Ore	83.25-53.5
X-Ray Burns	10-15; 80-49; 88-30

© Dr. T. Galen Hieronymus

THE TWELVE TISSUE SALTS

(Dr. Schuesslers Bio-Chemic System of Medicine)

Calcium Fluoride	24-4	85-72
Calcium Phosphate	92-96	24-4
Ferric Phosphate	92-96	49-27
Potassium Chloride (Kale. Mur.)	30.5-78	37-93
Potassium Phosphate (Kale. Phos.)	30.5-67	92-97
Potassium Sulfate (Kale. Sulf.)	30.5-67	77-94
Magnesium Phosphate (Mag. Phos.)	27-13	92-96
Sodium Chloride	82-42	
Sodium Phosphate	92-96	
Sodium Sulphate	77-94	
Silica Oxide	89.5-91.5	
Lithium (soothing, stress removing effect)	51.25-46	

© Dr. T. Galen Hieronymus

ROACHES

American Cockroach (Male)

Rates: 6-4.5, 16-17, 52-8, 88.5-12

Reagents: Hartz wormer, Erythromycin, Calmetanese,
Swine Wormer, Cedar Oil

American Cockroach (Female)

Rates: 6-4, 16-17, 52-81

Reagents: Anahist, Pyridium, Hartz Wormer

German Roaches

Rates for Female (with egg case): 20-37, 86-38, 28-38

Rates for Male. 13-14, 92-97

Reagents: Anahist, Pyridium, Hartz Wormer, Cedar Oil,
Swine Wormer

Oriental Roach

Rates: 77.5-98.25

Brown Banded Roach

Rates: 88.25-96.5

© Dr. T. Galen Hieronymus

WHITE MOLD IN HAY

Hay that has been damp and in the weather, often exhibits a small white mold, clinging to the stems and leaves, and a musty odor. Hay such as this should not be fed to farm animals. In order to salvage hay in such condition you will need a picture of the pile of bundles of hay taken from the top of the pile, and pictures of the bundles of hay from each side. It is recommended that you use Polaroid or Automatic Kodak pictures, as specimens.

Put pictures in well of Analyzer-Treatment Instrument.

Check the 9-49 and record intensity

Check 9-0 and record intensity

Check 12.5-48 and record the intensity

Check for poisons, such as Malathion, etc. in pesticides you know were used in fields, if any.

Treat all conditions found with picture in the well, with Reagents F-61 and F-62, and continue treating until all conditions read 0. Note the difference in odor and appearance of Hay.

To treat out white mold in Hay:

Check 9-49 and Record

Mold Rate 5.5-0

Fungus 9-0; 12.5-48

Malathion 7.5-1.5

Parathion 8.5-48

Check for other poisons known to have been used as herbicides in hay field.

Use Reagents #F-61 and #F-62 to treat mold rates. Treat all mold and poison rates to 0.

When clean, hay will have a clean odor, as opposed to the odor of musty fungus it has when infected with white mold.

© DR. T. GALEN HIERONYMUS

HORMONES

Adrenal Cortex	
Adrenosterone	24.5-46.75
Cortilactin	44.4-37
Corticosterone	40.5-39.6
Corticotrophin	12.5-22.5
Desoxycorticosterone	19.5-27.5
Cortisone	12-38
Adrenal Medulla	
Adrenaline	25.5-18.5
Kidneys	
Hypertension	21.5-15.75
Renin	18.5-21
Anterior Pituitary	
Adrenotropin	30.5-35.5
Adibetogenic	36-42.5
Gonadotrophin	43-31.5
Pancreatropic	39.75-30.
Prolactin	39-29
Parathyrotropic	52.5-36.75
Somatotrophic	51.5-45.5
Thyrotropin	43.75-38
Pars Intermedia	
Intermedin	69-61.5
Posterior Pituitary	
Oxytocin	44.5-25.1
Vasopressin	53.25-45.5
Parathyroid	
Parathormone	51.75-48
Parasympathetic Nerve Endings	
Acetylcholine	39.5-36.25
Relaxin	54.5-50.5
Histamine	50-42
Sympathetic Nerve Cells	
Sympathin I	33.75-35.75
Sympathin E	46.1-12.5

© Dr. T. Galen Hieronymus

HORMONES CONT'D

Thymus	
Thymin (Hypothetical H.)	50.5-44.5
Insulin H.	56-34.5
Insulin	04-100
Insulin	36-40
Insulin-free Part of Pancreas	30-94
Insul-rel. to Liver & Pancreas	48-09
Testes	
Testosterone	41-41.5; 68-19.5
Androsterone	66-51.25
Thyroid	
Thyroxin	59-40.25
Pyloric Mucosa	
Gastrin	80-36.5
Duodenal Mucosa	
Cholecystokinin	65.6-48
Secretin	61.75-28.6
Duodenal and Jejunal Mucosa	
Enterogastrone	53.5-02.5
Incretion	16.5-23
Mucosa of Small and Large Intestines	
Enterocrinin	40.5-38.5
Pancreas	
Insulin	56-34.5; 48-09
Lipocaic	38.4-30.25
Rennin	52.25-55
Ovary	
Estrone	35.5-42
Corpus Luteum (of ovary)	
Estrogen	45-46.1
Progesterone	53-59.25
Chorionic Gonadotrophin	59.5-48

HORMONES

Thymus	
Thymin (Hypothetical H.)	50.5 -44.5
Testes	
Testosterone	41-41.5 68-19.5
Androsterone	66-51.25
Thyroid	
Thyroxin	59-40.25
Pyloric Mucosa	
Gastrin	80-36.5
Duodenal Mucosa	
Cholecystokinin	65.6 -48
Secretin	61.75-28.6
Duodenal and Jejunal Mucosa	
Enterogastrone	53.5 - 2.5
Incretion	16.5 -23
Mucosa of Small & Large Intestines	
Enterocrinin	40.5 -38.5
Pancreas	
Insulin	56-34.5 48-09 4-100 36-40
Insulin (Isles of Langahans)	56-34.5
Insulin-free part of pancreas	30-94
Insulin-rel. to liver & pancreas	48-09
Lipocaic	38.4 -30.25
Rennin	52.25-55
Ovary	
Estrone	35.5 -42
Corpus Luteum (of ovary)	
Estrogen	45-46.1
Progesterone	53-59.25
Chorionic Gonadotrophin	59.5 -48

RADIATION ANALYSIS

A Bomb (Gamma)	12-38
Radioactive Barium	88-30
" Burn	12-
X-Ray Radiation	80-49
ELF	9.5 -31.75
Radioactive Cobalt	72-84
Radioactive Iodine	19.25-38
" Fallout	35-39
Plutonium	24.25-65
Radium Burn	12-
Standing Wave	36.25-22.25
Strontium 90	20-45
Uranium	83-53.5
X-Ray Burns	10-75 80-49 88-38

© Dr. T. Galen Hieronymus

GARDEN PESTS

It is easier to eradicate garden pests when they are in the larval stage.

Example: tomato hornworms, bagworms, tent caterpillars, inch worms.

Neutralize the well of your instrument. Put the worm or bug in a test tube or small bottle. Put the test tube in the well. Measure 9-49 and record the amount of the 9-49.

With the specimen in the test tube, in the well, select various "wormers" and other substances. Put one at a time into the well with the specimen, and measure the 9-49. Whichever one lowers the 9-49 appreciably may be used. The one which will lower the 9-49 reading to 0, if you can find one which does this, should be used for future tests.

Neutralize the well. Put in a specimen of the plants attacked by the worms or bugs. Measure the 9-49 and record measurement.

Put the specimen of the reagent which lowers the 9-49 of the worm or bug into the well with the specimen of the plants (or you may use a picture of the garden for treating all plants). Measure the vitality, 9-49, of the plant or garden specimen with the reagent in the well. Again measure the 9-49. If the reagent does not affect the 9-49 of the plant or garden specimen, or if it raises the value of it, then the use of the reagent is indicated. Never use poisons as reagents or anything that lowers the vitality of the plants or garden specimen.

When you have found a suitable reagent, put the specimen of the plant or the picture of the garden area you wish to treat in the well with the reagent and treat for 20 minutes. Check. Continue treating until the bug is dead..

SOIL ANALYSIS

Parosity	25-31.25
Air Circulation	23-21
Water Circulation	26.25-28.75
Magnetic Phenomena (positive)	62.5-46
Magnetic Phenomena	38-41
Bacteria Count	49-56.25

© Dr. T. Galen Hieronymus

General Vitality is the general well-being, or health, of an organism, be it soil, soil organisms, plants or animals (including man).

Humus (decayed organic matter). Five percent of the total organic matter is nitrogen in various compounds. A rule of thumb--for each 1% of organic matter of a soil's acre-furrow slice (6 and 2/3 inches of depth or approximately 2 million pounds of soil) equals 2,000 pounds of organic matter; therefore, if 5% of that organic matter is nitrogen, there is 1,000 pounds of nitrogen available for plant use. Approximately 3% of this nitrogen is available for plant use at any one time during the growing season. Humus also serves as a reservoir for phosphorus, sulfur, boron, zinc and all the cations, and is a major source of carbon, as well as a food source for all manner of soil organisms. High levels of magnesium and low calcium permit organic matter residue to decay into alcohols and aldehydes, sterilants to soil bacteria. Nearly 95% of the nutritional needs of plant life depend on the "non-fertilizers" --carbon dioxide, sunlight and water.

Acidity can be reduced by any of several elements, thereby manufacturing the perfect pH with the wrong nutrient load. The acid condition of the soil means very little if not related to the availability or absence of calcium, magnesium, potassium and sodium. Dr. W. A. Albrecht, as reported in An Acres USA Primer, demonstrated that "by bringing (these four elements) into equilibrium, we will automatically adjust pH in a soil system..." Calcium should occupy 60 to 70% of the cation exchange capacity of the soil, together with magnesium totalling 80%, and potassium occupying 2 to 5%, with sodium maintaining

(C) Dr. T. Galen Hieronymus

between .5 and 3%. Exchangeable hydrogen occupies the remaining 10 to 15%.

Alkalinity is directly coupled to acidity. It cannot be assumed that with a high pH soil reading, adequate calcium will be available. (For further explanation of the relationship of pH to soil fertility, refer to An Acres USA Primer, Lesson 9.)

The following list of elements are anions or negatively charged nutrients that cannot be complexed in the soil except through microbial action. Otherwise they are leached or simply "evaporate" from the surface layer of soil out of the reach of growing plants.

*Note: 95% of nutrients come from air and water.

Nitrogen (N) An excess, a most common condition with artificially produced fertilizers, causes a deficiency or an interference with the metabolism of potassium and magnesium. (1/168) A deficiency may be responsible for the presence of chlorosis. Apparently, there is a direct link between organic nitrogen (N_2) and (CO) Carbon

Monoxide as either one is transmutable into the other. You will find much exciting and useful information in a book written by Mr. Louis C. Kervran called Biological Transmutations, which documents the transmutations of one element to another explaining some of the observations that can and have been made by laymen, but have gone unexplained by scientists. A prime example: Where does the calcium come from that forms the shell of chicken eggs? Mr. Kervran explains this and many other, heretofore unexplained phenomenon, and will be quoted throughout this text.

Since Academia has chosen to exalt the

© Dr. T. Galen Hieronymus

artificial use of nitrogen over the remaining 89 naturally occurring elements, the use of nitrogen fertilizers over and above what occurs naturally, will not be itemized here, other than to say that; unless you are pushing for a record production at the expense of quality and/or profit, you probably will not need to add additional nitrogen once your soils have been brought back into harmonic balance.

Phosphorus (P) Many soils contain 40,000 to 80,000 pounds of P₂O₅ per acre in the top seven inches of soil. The quantity and quality of microbial activity in your soil will determine just how much of this storehouse of phosphate is available for your crops use during each growing season. An excess of available phosphate will cause a deficiency or an interference with magnesium, manganese, calcium, iron and zinc. It is most readily available in a slightly acid, nutritionally balanced, high organic-matter soil. Excesses mean poor yields, low vigor, low quality, and a micronutrient deficiency. (1/134, 199-206) For the effect of phosphorus in a feed ration, refer to An Acres USA Primer, page 365.

Sulfur (S) There are ten isotopes of sulfur with four occurring naturally. Sulfur, along with carbon, is one of the most chemically active nutrients in a soil matrix. It readily combines with many of the other elements to "release" them into forms useable by many soil microbes and plants. A deficiency in the soil first shows up in animals--sheep shed their wool, other animals shed their hair and have poor hair-coats, hoof and horn development is poor, and they have watery eyes and excess saliva. Excesses of sulfur cause an acid rumen and a copper

(C) Dr. T. Galen Hieronymus

deficiency. Manure, compost and green manures are good sources. Deficiency means sick crops, insect, bacterial and fungal attack. It is difficult to determine between sulfur and nitrogen deficiency, and it is usually associated with manganese shortages. Sulfur balance permits plants cold tolerance and insect resistance. (1/135, 207-210, 364) "Sulfur appears as a 'fritting' of two nuclei of oxygen. The most abundant form of sulfur is S_{32} , ($2-0_{16}--S_{32}$)." (4/65, 87-89).

Carbon (C) 45 to 56% of a plants compounds are structured with carbon. We live on a carbon-based planet where carbon is the primary element used for the storage of sunlight energy. "A single human being gives off enough carbon dioxide in 24 hours to fill the photosynthesis requirement of a single tree. It has been computed that it takes 20 trees to handle the carbon dioxide given off by every five gallons of gasoline used by an internal combustion engine." (emphasis added) (1/133) One acre that produces 100 bushel of corn requires approximately four tons of carbon dioxide, some of which is derived directly out of the air, but the chief source of carbon remains the soil and its organic matter. Approximately 58% of soil organic matter exists as organic carbon (1/168) The symptom least likely to be observed is the decay system in the soil...As soils become infertile, the carbon dioxide level over them diminishes accordingly simply because the microbes of decay cannot function when the cycle is broken. In a living organism, it is the union of oxygen and carbon that generates energy. (1/69, 70) (Also see the Acres USA Primer for the importance of carbon in feed rations (page 362).

Oxygen (O) Oxygen is second only to carbon in its uses in the growth of plants and

© Dr. T. Galen Hieronymus

animals, with approximately 43% of all the compounds in a plant composed of it. Oxygen is derived from both air and water. Without oxygen, life on Earth (as we know it) could not exist. Within the cell structure, oxygen fuses with sodium to yield potassium. It also combines with magnesium to yield calcium. Oxygen can also be formed by the joining of sodium and lithium. (4/25, 33, 59, 65) Oxygen also reacts with carbon to yield silicon. (4/44)

The relationship of oxygen to other nutrients is explained in An Acres USA Primer, pages 362-363. The importance of oxygen's role in humans is illustrated by the emphasis given the element by Adelle Davis in her book, Let's Get Well, pages 42, 56, 63-64, 68, 145, 279, 292, 335, 339 and 356.

Cations are positively charged nutrients that are complexed within the soil and organic matter structure and can be "released" for plant use either through the plants own chemical actions by the exchange of hydrogen ions, produced at the root surface and through microbial action. **Plants absorb few nutrients simply because they are soluble.** Therefore, soil tests for "water-soluble nutrients" are misleading and give a distorted picture of the fertility levels actually in the soils. We will concern ourselves with using the C.E.C. (Cation Exchange Capacity) of conventional soil tests and the N.E.L. (Nutrient Energy Levels) as recorded with the "Genuine Hieronymus" Analyzer and as produced and amplified by the "Genuine Hieronymus" Cosmic Pipeline.

A balanced soil should be saturated with useable cation nutrients up to 80 to 95% of the C.E.C. This leaves only 10

© Dr. T. Galen Hieronymus

to 15% for hydrogen, a so-called non-nutrient.
(1/126)

Hydrogen (H) Six percent of a plants compounds involve this element. It is exchanged at the root-hair surface for other cations complexed in the soil matrix. (1/133) Hydrogen is also important in feed rations where an excess of over 7.83% means that the feed energy level of the ration is in excess. Bloat is likely to result. A deficiency means mucosal disease, watery eyes, a hacking cough, undigested feed in droppings, unthriftiness. (1/363)

If potassium is too abundant in the presence of hydrogen, a transmutation will occur that yields calcium. Hydrogen is active in many other transmutations such as: phosphorus plus hydrogen will yield sulfur (reversible) and sodium plus hydrogen yields magnesium, among others. (4/23, 363)

Calcium (Ca) An excess of calcium causes a deficiency or interference with the metabolism of magnesium, phosphorus, manganese, zinc and other trace elements. Proper calcium levels help plants form better root systems, stems and leaves for more efficient use of sunlight energy, water, carbon dioxide, nitrogen and trace mineral nutrients. These levels (60 to 70% of C.E.C.) reduce the toxicity of several soil constituents and combinations.

Excessive calcium means plants with imbalanced hormone and enzyme systems, ergo, poor health--the magnet for bacterial, fungal and insect attack. (1/181, 191)

When calcium occupies between 65 to 70% of the positions on the soil colloidal C.E.C., it makes phosphorus and micro-nutrients available, then improves the environment for microorganisms and aids

the growth of symbiotic and non-symbiotic nitrogen-fixing bacteria.

An excess of hydrogen ions signifies an acidity that might become dangerous for the cell. However, in that case potassium can join a hydrogen nucleus to produce calcium, thereby establishing alkalinity and an optimum calcium/potassium ration. (4/23) Magnesium can combine with oxygen to yield calcium. (4/25, 36-47, 56-64, 135-153) The plant needs calcium to make the magnesium of its chlorophyll, and the more calcium is given, the more the plant enriches itself in magnesium (up to a detrimental limit, of course). (4/129) See also Adelle Davis' book Let's Get Well for calcium's importance for humans.

Magnesium (Mg) Calcium, potassium, phosphorus, and nitrogen metabolism can be adversely affected by an excess of magnesium. A deficiency produces symptoms similar to manganese. High magnesium and low calcium permit organic residue to decay into alcohols and aldehydes, sterilants to bacteria. It may also prevent normal drydown and nutritional ripening of any growing crop.

Soils with this condition produce abundant weed crops that germinate best under anerobic conditions--foxtail, fall panicum and many others. Magnesium is essential to photosynthesis since a single atom serves as the inorganic core of chlorophyll. Magnesium should occupy 10 to 20% of the C.E.C., along with calcium, making up 80% of the C.E.C. (1/180-186)

The isotopes of magnesium plus the isotopes of oxygen can form four of the isotopes of calcium. Sodium plus hydrogen yields

© Dr. T. Galen Hieronymus

magnesium. Mr. Kervran, in Biological Transmutations, covers magnesium quite extensively (pages 25, 37, 48, 57-64 and 129) so we will only touch on the importance of this nutrient here.

Potassium (K) should occupy from 2 to 5% of the C.E.C. An excess will cause a deficiency or interference with the metabolism of calcium, magnesium, iron, sodium, manganese and zinc, however, the availability is usually deficient (in less than well-balanced soils) as it is seldom absorbed in excess. It acts as a catalyst in the soil matrix, along with the micronutrients. Potassium is of prime concern because it is required in the forming of chlorophyll, and it is required so plants can pull free nutrients out of the air--carbon, hydrogen and oxygen. Starches, sugars, proteins, vitamins, enzymes or cellulose cannot be made without potassium. It also aids plants in being drought resistant, disease resistant, and is essential to the size, color, and flavor of fruits and vegetables. (1/211-216) Also see the Acres Primer for the relationship to feedstuffs, page 364.

Potassium will neutralize the acidity caused by the micro-organisms (during metabolism they excrete hydrogen ions) by combining with the hydrogen to form calcium. The reaction is reversible. Sodium can also combine with oxygen to form potassium. (4/20-26, 128) Yeasts can produce potassium from sodium in the soil, and other microorganisms can produce it from calcium (4/131).

Sodium (Na) should occupy between .5 and 3% of the C.E.C., although it is seldom a problem. An excess, however, will cause a deficiency or interfere with the metabolism of calcium and potassium.

© Dr. T. Galen Hieronymus

Sodium is very active chemically and is never found in its ionic state in nature. (1/126)

It has long been "known" that the presence of sodium makes potassium available. Mr. Kervran, in Biological Transmutations pages 27-35, demonstrates that sodium plus oxygen yields potassium and that this reaction is reversible. The presence of sodium also tends to conserve soil calcium and magnesium. "The optimum amount for a (feed) ration should be .27% of the dry matter. Possibly 90% of all rations...are low on sodium." Emphasis added. (1/364) Also see Kervran's Biological Transmutations pages 27-35 for additional information on sodium.

Iron (Fe) The manganese-iron link was verified long ago by agronomists. Plants require specific bacteria for absorption of manganese and iron. Curiously, a manganese excess produces the same effects as a lack of iron. In other words, an excess of manganese impedes the assimilation of iron, and vice versa. ($\text{Fe}_{56}\text{-H}_1\text{-Mn}_{55}$) (4/93-101) An excess of iron will also cause a deficiency or interference with copper, potassium, and phosphorus. Iron is a carrier of oxygen and "is essential" in the production of chlorophyll, however chlorosis is possible even in the presence of adequate iron. (An Acres USA Primer)

Manganese (Mn) An excess impedes the assimilation of iron and causes a deficiency or interference with phosphorus, potassium, and magnesium. Manganese aids the oxidase enzyme in carrying oxygen. Without the metal, the enzyme is ineffective. Manganese is also needed in carbohydrate metabolism and in seed formation. The deficiency pattern is the same as for iron. (1/136, 198)

(C) Dr. T. Galen Hieronymus

Doctors have found that a manganese deficiency in humans causes some types of allergies, but its biological role is best known in plants. The absence of manganese, however, does not indicate a deficiency of this element. (As shown under iron, manganese can be transmuted from iron by the removal of a hydrogen proton.)

Some plants are able to produce the missing manganese, while others are not (oats for example). The same is true of animals at certain periods. The human organism seems to contain enzymes which allow iron to change into manganese and vice versa. "...the enzymes called oxydases owe their property of fixing oxygen to their ever-present manganese." (G. Bertrand) The availability of manganese to plants is primarily subject to the presence in the soil of mangano-bacteria. Out of one gram of earth, and out of a total of 564.2 million total bacteria, 255.0 million mangano-bacteria were found in a soil sample. (4/93-101) This illustrates the importance of maintaining a soil environment which promotes active bacteria reproduction.

Zinc (Zn) aids in the formation of chlorophyll and stimulates plant growth. An excess adversely effects iron, copper, phosphorus and cadmium.

Copper (Cu) is vital to root metabolism and aids in the formation of proteins, amino acids, enzymes, and many organic compounds. An excess causes iron, zinc and phosphorus to be adversely affected.

Boron (B) Allows calcium to perform properly. Terminal bud death is a sign of deficiency. If the sugar level is low, check for a boron deficiency. It regulates flowering,

fruiting, cell division, salt absorption, hormone movement and pollen germination. Carbohydrate metabolism, water usage, and nitrogen assimilation are also regulated. Without microflora and fauna, boron will be unavailable for plant use. Excesses will restrict plant growth with a pale green color that can be mistaken for a nitrogen deficiency. Either a shortage or an excess will invite insect and fungal attacks.

Molybdenum (Mo) This element is essential to the microbes that metabolize anions. These anions in turn become available for plant use upon the death and decay of those microbes. Molybdenum is only one of the micronutrients indispensable to the structuring of coenzymes. "If there is no metal in the coenzyme, the enzyme remains ineffective." (4/128) Apparently, molybdenum will attempt to compensate by increasing when potassium is deficient. However, an excess of potassium, even supplied by manure, will cause a deficiency of molybdenum.

Chlorine (Cl) This element will stimulate plant growth. It is seldom deficient because plants seem to be able to produce it. The chlorine content of an organism seems to stay constant. It is of vital importance in its association with sodium. There could be no life without the proper proportions of these two elements. Chlorine is a regulator and is a reversible element. Nitrogen can combine with carbon to form chlorine. Chlorine can transmute into several other elements such as: carbon and sodium; carbon plus oxygen plus lithium; nitrogen plus lithium; as well as, silicon plus lithium; and each of these reactions is reversible.

It is easy to see that the balance of nature can be maintained by a constant

balance of a few elements. (4/90)

Selenium (Se) White muscle disease, found in swine and sheep, is associated with a deficiency of selenium and Vitamin E. An excess of this element is toxic and can cause animals to lose hair, horns and even hooves in extreme cases.

Rhodium (Rh) Very little information is available as to soil, plant or animal response to this element. No toxic effects have been reported in either experimental animals or man. It appears to play some vital role in the scheme of nature.

Cadmium (Cd) Cadmium crosslinks in the human body to contribute to the hardening of arteries and to the loss of elasticity of skin and is apparently involved in the aging processes. (3/96) An excess causes a deficiency or interference with the metabolism of copper.

Aluminum (Al) At very low pH levels, it becomes soluble in toxic amounts. Excesses increase the need for phosphorus in animal health. Excesses of magnesium will combine with aluminum to form a toxic substance right in the soil itself. (1/182, 366) An excess of aluminum in humans is associated with Alzheimers Disease (a type of senility).

Cobalt (Co) An excess of cobalt causes a deficiency or effects the metabolism of iron. Both cobalt and iron are important for legume nodule formation and for nitrogen conversion to the organic form (N₂).

Cobalt is the core of Vitamin B-12, which is essential for hemoglobin formation in the blood and to prevent degeneration of nerves. (1/196-197) In animals, it reduces the availability of copper, aluminum, iron, manganese, molybdenum and iodine. (1/368)

© Dr. T. Galen Hieronymus

Nickel (Ni) an excess in a feed ration makes it unpalatable. (1/368)

Beryllium (Be) Very little information is available concerning Beryllium as it relates to agriculture, except that it reacts chemically similar to aluminum. It is toxic to humans, but probably not in concentrations normally found in soils.

Iodine (I) No information is available as to the effect of iodine on plants. More study has been done on the effects on animals where an excess has been found to cause a secretion of mucous from the lungs and bronchial tubes, and cause a rapid pulse and nervous tremors. Also, young are born dead, or die soon after birth. Abortion of the fetus can occur at any state or reabsorption of the fetus. Excesses also cause irregular or suppressed heat periods, infertility and sterility, a reduced sex drive, and deterioration in semen. (1/368)

Silicon (Si) This element does not occur free in nature. It is found as silica (quartz, sand, sandstone) or as silicate (feldspar, etc.). It constitutes about 27.6% of the earth's crust, which makes it the second most abundant element on earth, second only to oxygen. (5/8233) Calcium is derived from the combination of silicon and carbon atoms. Proof of this can be seen in the development of the common chicken egg. The amount of calcium in the fertile egg is not enough to form the skeleton of the new born chick. The calcium of the shell of the egg is not diminished. However, the lining of the egg contains silica (Si O_2) which transmutes with carbon to form sufficient calcium for the chick. (4/44-47)

Chlorophyll reflects the green color that we see in plants. Magnesium forms

© Dr. T. Galen Hieronymus

the heart of the chlorophyll molecule, which in turn produces "food" for the plant in the presence of sunlight. There may be an association of chlorophyll with aluminum.

Sugar is the result of the action of chlorophyll with sunlight. This is the food for plant growth and is stored in the fruit as sugars and starches (a complex sugar). The level of sugar in plant tissue is a very good indication of the quality of production. The sugar level may play a key role in whether the plant attracts insects or not. Low levels seem to attract various insects, or at least plants with low levels of sugar seem more attractive to insects.

© Dr. T. Galen Hieronymus

PLANT DISEASES

Anthracnose	26.5-4.5
Alternaria Downy Mildew	23.5-23.5
Bitter Rot on Apples	75.75-54.5
Black Rot on Plums	18.5-39
Black Rot on Apples	19.5-7
Black Rot on Grapes	26.5-13.25
Blossom Blight on Peaches	47.25-7.5
Black Spot on Rose	57.25-25.75
Brotryoid Blight on Tulips	60.5-50.5
Cedar-Apple Rust Gall	48.25-74.25
Cottony Cushion Scale	87.75-65.5
Corn Ear Rot	49.75-64.5
Downy Mildew on Soy Beans	70-80
Crown Gall on Pecan Tree	32.25-26.25
Downy Mildew on Grape	70-13
Early Blight on Tomatoes	27.75-30.5
Fairy Ring (Mushrooms in turf)	10-4.5
Apple Tree Fire Blight	10.5-75.5
Strawberry Fruit Rot	57-57.25
Camellia Flower Blight	63.75-18.5
Tomato Leaf Mold	72-35.25
Oak Leaf Blister	85.5-67.25
Iris Leaf Spot	36.25-57
Mimosa Wilt	70-8
Pine Needle Rust	70.5-9
Apple Powdery Mildew	70.5-18.5
Cantelope Powdery Mildew	70.5-12.75
Peach Scab	36.5-2.5
Apple Scab	26.5-3.5
Sweet Potato Scurf	
Rust	48.75-
Southern Peanut Stem Blight	17-18.25
Tomato Soil Rot	29-5.75
Corn Smut	9-7.75
Sweet Potato Stem Wilt	13-22.25
Watermelon Stem Wilt	13-19.75
Tomato Powdery Mildew	38.75-9
Red Spider Infestation	11.25-;
	11.25-9
Mosaic (tomato & potato)	11.5-4
	18-4
	23.5-13
	39-91

Plant Diseases Cont.

Mosaic Virus	23-8
Blue Mold (damping-off)	75-32
Black heart	24-52.5
Snowmold	(treat first) 75-32
	(then treat) 92-62
Lichen moss (on trees)	49-27
Mummy berry	24-4
Mange (dog, livestock)	1.5-85
Phytophagous Root Rot (blueberry)	16-35.25
	(use out phase only)

© Dr. T. Galen Hieronymus

TOMATO MYSTERY DISEASE

Scientists at the University of California at Riverside have taken many soil samples in their efforts to test for viruses, molds, bacteria and other disease causing agents and have tested many plant samples for the same germs, molds, funguses and disease causing agents, all to no avail. So far they have found nothing that seems in any way to contribute to this Tomato Mystery Disease. Van Maren is experimenting with fumigation of affected areas with Methyl Bromide. This fumigation costs \$800.00 per acre. We note that the claim is made that the cost of growing tomatoes on unfumigated land is \$1,700.00 per acre.

Using the "Genuine Hieronymus" Analyzer and Treatment Instrument, our research analysis gives us a rate for Tomato Soil Rot 29-5.75, and Tomato Powdery Mildew 38.75-9. Analysis of specimen of the Mystery Tomato Disease gives us 6-0, 6-3.5, 21.75-24.5 and 49.75-0, all with high intensities.

So far the best treatment we have found is treatment on these rates until the rates are treated to zero and remain at zero. We recommend also our Energy Capsule Reagent F-54, if the soil seems overly alkaline.

© Dr. T. Galen Hieronymus

DISEASES OF FRUITS

These rates on the following pages are for diagnosing. Try treatment on rates with/without reagents. For a permanent cure, treat the soil with a combination of Bio-Dynamic Reagents and Reams color methods.

Blueberry Disease Rates

Stunt Virus	10.25-21
Shoestring Virus	13.5 -38.75
Mosaic Virus	7.75-11
Necrotic Ringspot Virus	9.75-15.75
Red Ringspot Virus	26-15.75
Fusicoccum Canker	21.5 -17.75
Witches Broom	18.25-24.25
Mummy Berry	14.25-11.5
Powdery Mildew	41.75-61
Armillaria Root Rot	43.75-34
Phytophthora Root Rot	16-35.25
Crown Gall	30.75-29.5

Tomatoes

Anthraxnose	4.5 -42.75
Bacterial Speck	28.5 -79.75
Bacterial Spot	31.75-42.5
Black Mold (California only)	24.5 -57.5
Early Blight	32.5 -21
Grey Leaf Mold	24.75-88.25
Grey Leaf Spot	35.5 -62
Late Blight	26.5 -55.5
Septoria Leaf Spot	44.75-28.5
Water Mold/Pythium Ripe	
Fruit Rot/Cottony Leak	38.5 -56.5

© Dr. T. Galen Hieronymus

Apples

Apple Scab	36.5 -59
Fire Blight	29-29.5
Rust	32.5 -32.5
Rust-Cedar Apple	34-55
Powdery Mildew	24.25-56
Black Rot	15.25-39.75
White Rot	30.75-26.25
Bitter Rot	25.75-23.25
Sooty Blotch	51.75-35
Fly Speck	35.5 -30.5
Blister Spot	9.5 -25
Blossom End Rot	26-34.5
Black Pox	35.5 -36
Brooks Spot	30-33
Blotch	35.75-61.5
X-Spot	22.5 -64.5
Apple Mossaic	17-32
Blossom Blast	14.75-41.25
Thread Blight	9.5 -25.5
Necrotic Leaf Blotch	22.5 -22.25
Soft Rot/Blue Mold	12-23.5
Grey Mold	12.5 -49
Bull-Eye Rot	12.25-23.75
Moldy Core	22.25-45.75
Phytophthora Collar Rot	35.25-34.5
White Root Rot	22-40.75
Black Root Rot	19-15
Southern Stem Blight	32-35.75
Union Necrosis and Decline	20.75-62

Pear

Pear Scab	33.5 -24.75
Fabraea Leaf Spot	24.75-19.5
Stoney Pit	20.25-33
Nectria Twig Blight	10-37.75
Blossom Blast	14.75-41.25

© Dr. T. Galen Hieronymus

INSECT PESTS AFFECTING ROSES

Aphids

Tiny insects in clusters on new growth, buds or undersides of leaves, causing deformed and stunted foliage, creates sticky substance, attracting ants.

Causes stunted and deformed foilage. Insects are tiny, reddish or green or brown. They suck the juices out of the plant.

Rose Beetles

Chew, devour, cut holes in leaves. Larvae eat plant roots.

1. Japanese Beetle 40.5-54.5
2. Rose Chafer 21.25-8.25
3. Rose Curculio 85.5-58.5
4. Fuller Beetle 83.25-58.75

Rose Budworm Catapillar 19.25-12.5

Leaves rolled around larvae, flower buds eaten, mostly in late spring.

Bristly Rose Slugs 17.5-48

(Cane borers, or leaf worms)

Leaves skeletonized, eaten from underside, then large holes, and then veins devoured. These are larvae of the Saw Fly.

Rose Leaf Hoppers 12.5-27

Tiny, yellow-green, jumping insects found on underside of leaves. These are sucking insects, who suck out the juice in the leaf cells.

Rose Scales 37.5-43

Dirty gray, round, white or brown shell covered sucking insects. Their sucking activities cause wilting and darkening and premature death of foilage.

Virus Disease of Roses 83.5-59

Small colorless angular light spots on leaves. Mosaic, Oakleaf, or Riney patterns on leaves.

Spread by propagation of infected plants.

Rust 95.5-9

Wilted leaves, dropped leaves, powdery rust colored spores, spread by wind. Winters in fallen leaves.

© Dr. T. Galen Hieronymus

DISEASES AFFECTING ROSES

Black Spot 10.5-68.5

A fungus disease, spreads by rain or use of hose. Lives through winter in small lesions on rose canes or in leaves on ground.

Circular black spots with fringed margins on rose leaves. Leaves turn yellow and drop. Leaves may remain on fungus-resistant plants.

Rose Canker 22.5-65.5

Caused by fungus parasites entering plant through dying tissue or wounds.

Disease appears as lesions in woody stems, poor growth and/or death above infected area.

Rose Crown Gall 67.25-33.5

Rough, round shaped growths on crown or roots of plants. Plant's general vitality declines, flowers and foliage are abnormal, and plants soon die.

Bacterial Disease, carried in soil. It can live in soil after plant is removed and eventually affect other plants.

Rose Powdery Mildew 88-42.5

This disease is spread by wind, during warm days and cool nights. Lives during winter on fallen leaves and stems and bud scales. It shows as white powdery masses of spores on buds, shoots and young leaves, stunted foliage and distorted new growth.

Rose Gall

Rose Root Gall 92-54

Mossy Rose Gall 51-54

Large tough swellings on roots. Large mossy swellings on stems. If cut open, Larvae will be found.

Caused by wasp type insects boring into stem or roots and depositing eggs.

© Dr. T. Galen Hieronymus

Rose Pith Borers

1. Rose Stem Sawfly 17.5-48
2. Rose Stem Girdler 53.25-23.5
3. Small Carpenter Bees 16.5-4.5

Pests bore into cane and lay eggs. Larvae eat through canes. Causes plant shoot wilt, foliage wilt and wilting and death of canes, and sometimes canes becomes swollen.

Rose Midge 45-23

Rose Midges are yellowish, tiny flies which lay eggs in growing stem tips. Hatched larvae eat the tender plant tissue. Infested plants show deformed and blackened leaves and flower buds which die prematurely.

Rose Spider Mites 70.5-35.5

Minute, leaf-sucking spiders. Affected leaves look dry, turn red, yellow, brown or gray, curl up and drop off. Sometimes tiny webs can be seen on under side of leaves. These pests are abundant in hot dry weather.

Rose Thrips 43-12.75

Tiny, slender, brownish yellow flying insects, very active, hide in base of infected flowers. These cause flecked, and deformed flowers, especially on white roses.

These Rates are to be used for identifying Rose diseases and insect pests.

It is suggested that care be taken to increase the mineral content of the soil, and to increase the general vitality of the soil, to give the plants resistance to the onslaughts of disease and insect pests.

HONEY BEES

Healthy Brood 83.75-95.25
Newly Laid Egg 65.5-95.5
American Foul Brood 97-89 T ON RATE
European Foul Brood 60.75-71.5 T ON RATE ()
Sac Brood 74.5-20.5 T ON RATE
27.5-8.5 T ON RATE
Chalk Brood 33.5-5.5 T ON RATE
22.25-3.5 T ON RATE
Stone Brood 9.5-12.5 T ON RATE
Drone Brood in Worker Cells 10.25-6.25
Multiple Eggs in Worker Cells 12.25-6.25
Chilled Brood 54-6.25, 76.5-12.5
T ON RATE
Varroa Jacobsoni 23.5-3.5 T ON RATE
(Varroa Mite Infection)
(Varroa Disease)

Note: These rates are for experimental use only. We recommend that if a hive of bees is infected with any of these diseases, it shall be destroyed immediately, due to the danger of infecting other hives. These rates are given for researchers who try to find other remedies than those mentioned for these infections.

© Dr. T. Galen Hieronymus

HORMONES, MINERALS, AND ENERGY RATES

These rates may be charged into vials of distilled or neutralized water, and used as reagents for treating plants, field crops or in Cosmic Pipe.

Aqualithia (Lithium Labs, Ltd.) is an excellent reagent with which to remove winter-kill stress, or other types of plant stress. This is used to charge water to spray plants with Gibberillic Acid is a plant Hormone which affects the size of fruit and vegetables, making each fruit or vegetable very large. Keocide is a plant protection from cold damage.

The Lithium Crystal Rates make excellent natural fertilizer Reagents by charging vials of water with each, and using to treat fields.

Be certain you have treated out all negative conditions before you treat any specimen on these energy rates.

These type of energy will energize any condition present in specimen when it is treated on energy rate.

(C) Dr. T. Galen Hieronymus

HORMONES

Gibberellic Acid .0857%	23.5-85.5
Gibberellic Acid 3.91%	50.5-62.5
Homex Vit. B-1 (root growth)	22.25-30.5
Kocide 101 (frost protection)	32-37.75
Dr. Willard Water (S.D.)	24.25-36
	12.5-37.75
Marcane Water (Texas)	15-7
Golden C	30.25-34.75;
	28-49; 41-41
Universal Cosmic Energy	39-37.75
Ultimate Compound	51.25-46
H.B. Energy	33-33
Nitron Enzyme	27-29
Aqualithia	37.5-42
Ipe Roxo	44-50.5
Aveluz	16-60
Bee Pollen Energy	22.75-31.75
Ergs	31-49; 9-49
Cosmo	26.5-45.5
Agri-Serum	33.5-24.25
Imu-Gen	20.75-44.25
Sun Energy	
Lithium Crystal (pink)	76-28
Lithium Crystal Epidote (Mexico)	45-58.5
Black Tourmaline	77-10
R-47	53.5-32.25
Odd Pink (li-crystal)	47-44.5
Aqualithia Tellurium Water	42-52.5
Sonic Bloom	54-64.5
Energy from Raspberries (increases all vitalities)	19.5-8.5

© Dr. T. Galen Hieronymus

USE OF BASIC H IN FARMING

- 1 Oz. H to 1-gal. water
Transplanting
Spray grass for ticks, fleas, chiggers , etc.
- 1 oz. H to 3-5 gals. water
Spray plants for insects
Use 5 gals. for young plants
Use 3 gals. for older plants
- 1 oz. H to 3-5 gals. water
- 1 oz. G to 3-5 gals. water
Spray plants for grasshoppers
- 1 pt. H to 3-4 gals. water for 600-1000 sq. feet
of standing water and hardpans
- 1 part G, 3 part H, mix, take 1 oz. of that mixture
to 1 gal. water.
Kills ticks, fleas, lice, dog mange--flyspray
spray animals
pink eye use strong mixture
1 oz. of the above mixture to 3-5 gals. water
insect control on plants and trees
- 1 oz. H to 40 gals. water
Livestock worming
Improves feed conversions
Keep in front of animals at all times
- 8 drops H to 1 gal. water
Worming of dogs and cats
Keep in front at all times
- 2 qts. H in 10 gals. water per acre
Soil conditioner
Use no more than 1 gal. of H per acre/per year
- See inoculation--H use straight on hard seed only
- 1 part G, 5 part H, use in fertilizer injector
Keeps irrigation system open
Mix 1 to 1500

(C) Dr. T. Galen Hieronymus

FERTILIZERS AND FERTILIZER BASES

Phosphoric Acid 85%	63-93
Anionic-CA No. 3 15.5-0-0	94-64.5
Anionic-CA Hydroxide (triple)	59.5 -51
Anionic-Super Phosphate 0-20-0	39-73.5
Cationic-Vinegar	12.25-61.5
Poor Soil Spray (use regularly in spring)	8.5 -14.5
Nutritional-#1 w/nicotine SO5	32-37
" -#2 w/vinegar	
" -#3 w/calphos	
" -#4 w/peters 15-45-5	28.75-42
" -#5 w/peters 30-30-30	43-65
" -#6 w/peters 20-20-20	
" -#7	
" -#8	
" -#9	
" -#10 w/Basic H	
Poor soil w/Basic H	32.25-64.25
Leather Meal 10-0-0	41.25-93.25
NH ₄ , SO ₄ -4-20-0-0 Ergs increase	28.5 -62
NH ₄ , No. 3-33.5-0-0 Ergs increase	76-90
Medina w/seaweed	33-60.25
Triple Superphosphate 0-46-0	35.25-57
Ca. Carbonate 98%	39.75-55.25
Dolomite 35% mg.	45-67
Ca. SO ₄ --Gypsum	40.75-41.5
Calphos	29.25-53
SulpOmag k-mag	20.5 -73.25
Peters 15-45-5	
Peters 30-30-30	
Peters 20-20-20	
Urea 44-0-0	49.75-64
Alaska Fish	43.5 -54
Bonemeal	18-33.75
Nitrate of Soda NO ₂	32.25-41.75
Dried Blood 10-0-0	42.75-54.25
Cottonseed Meal 6-1-1	31-44.5
CA, P2O5	34.25-32
Bicarbonate of Soda	21-45
Planters II	31-58
Liquid Ca Hydroxide	29.25-51

Used Motor Oil	71-69
Nicotine SO ₄ -40%	57-92.5
Mg.SO ₄	64-53
K-SO ₄ 0-0-50	60.75-47.25
Fe-Chelate 10%	39-56
Fe-SO ₄ 22.8%	40-49.5
Octagon Soap (bar)	35.8 -57
Seawater	36-92.5
Magnesium Oxide MgO	16-38.5
Sulfur	77-94
Boron	24-52.5
Potassium	30.5 -67
	65-20
Hydrogen Peroxide 6%	5.75-30.5
Sodium Oxalate	32.25-21.75
Hydrochloric Acid	47-94.75
Sodium Hydroxide	32.25-59
Thiocyanate	6.25-73.25
Cosmo (from England)	26.5 -45.5

© Dr. T. Galen Hieronymus

BORON FERTILIZER SOURCES

<u>Source</u>	<u>%Boron</u>	<u>Rate</u>
Borax	11.3	24-52.5
Sodium Pentaborate	18.0	29-51.25
Sodium Tetraborate		
Fert. Borate 46	14.0	39-52
Fert. Borate 65	20.0	35-52
Boric Acid	17.0	59.75-39.5
Colemanite	10.0	69.75-55.5
Solubor	20.0	59-53
Boron Frits	2.0-6.0	56-52.5

© Dr. T. Galen Hieronymus

FERTILIZER SOURCES--HOMEOPATHY SPRAYS

<u>Sources</u>	<u>ZN</u>	<u>ZP205</u>	<u>Rate</u>
Superphosphoric Acid		80	52.25-55.75
Phosphoric Acid		55	92-96
Conc. Superphosphoric		46	35.25-57
Di. Amm. Phosphate	18	46	86-51
Mono. Amm. Phosphate	11	48	96.25-51
Normal Superphosphoric		20	39-73.5
Basic Slag		6	54-50.25
Hard Rock Phosphate		35	42.5 -48
Soft Rock Phosphate		18	29.25-53

N-FERTILIZER SOURCES--HOMEOPATHY SPRAYS

<u>Sources</u>	<u>ZN</u>	<u>Rate</u>
Ammonium Sulfate	21.0	48-39.25
Anhydrous Ammonia	82.5	No rate
Ammonium Nitrate	33.5	76-90
Calcium Nitrate	15.5	94-64.5
Sodium Nitrate	16.0	82-64.5
Urea	46.0	49.75-64
Potassium Nitrate	44	32.5 -42.75
Dried Blood	10	42.75-54.25
Cottonseed Meal	6.0	31-44.5
Alaska Fish	6.0	43.5 -54
Leather Meal	10	41.25-93.25
Cow	3.5	61.75-51.75
Poultry	6.3	56.5 -37.25
Hoof & Horn	2.6	77.5 -81
Bonemeal	5.0	18-33.75
Hop	2.5	28.5 -30.5
Pig	5.6	68.5 -58.75
Horse	4.7	49.5 -58.5

© Dr. T. Galen Hieronymus

K-FERTILIZER SOURCES--HOMEOPATHY SPRAYS

<u>Sources</u>	<u>%K</u>	<u>Rate</u>
KCL	60-62	No rate
K2S04	50	57-92.5
K2S04 2MGS04	22	71-69
KN03	44	32.5 -76.75
Greensand	10	46.5 -76.75
Granite Meal	10	38-53.5

S-FERTILIZER SOURCES--HOMEOPATHY SPRAYS

<u>Sources</u>	<u>%S</u>	<u>Rates</u>
Elemental S	30-100	77-94
Aluminum Sulfate	14.0	48-39.25
Ammonium Sulfate	23.7	28.5 -62
Basic Slag	3.0	54-50.25
Copper Sulfate	12.8	54.5 -75.75
Iron Sulfate	19.0	60.75-47.25
Gypsum	12.0	40.75-41.5
Magnesium Sulfate	13.0	53.5 -43.5
Manganese Sulfate	14.5	41.75-81.5
Potassium Sulfate	18.0	59-40.75
Potassium-Magnesium Sulfate	22.0	41-59.75
Normal Superphosphate	11.9	39-73.5
Comc. Superphosphate	1.4	35.25-57

<u>Lime Sources</u>	<u>Relative Neutralizing Value</u>	<u>Rate</u>
Ca. Carbonate	100	39.75-55.25
Dolomitic	95-108	45-67
Calcite	85-100	50.5 -89
Baked Oyster Shells	80-90	87-46
Marl	50-90	29.25-53
Burned	150-175	57-47.25
Hydrated	120-135	59.5 -51
Basic Slag	50-70	54-50.25
Gypsum	None	40.75-41.5

(c) Dr. T. Galen Hieronymus

Mn-FERTILIZER SOURCES--HOMEOPATHY SPRAYS

<u>Sources</u>	<u>ZMn</u>	<u>Rate</u>
Mn Sulfates	26-28	29-60
Mn Oxides	41-68	40.25-60
Mn Chelates	12	41.25-60
Mn Carbonate	31	51.5 -61.75
Mn Chloride	17	45.5 -86
Mn Frits	10.25	73-71

Fe-FERTILIZER SOURCES--HOMEOPATHY SPRAYS

<u>Sources</u>	<u>ZFe</u>	<u>Rate</u>
Fe Sulfates	19-23	60.75-27.25
Fe Oxides	69-73	42.5 -27
Fe Ammonium Sulfates	14	62.25-27
Fe Frits	Var.	49-27
Fe Ammonium Polyphosphate	22	63.5 -27
Fe Chelates	5-14	64-27

Mo-FERTILIZER SOURCES--HOMEOPATHY SPRAYS

<u>Sources</u>	<u>ZMo</u>	<u>Rate</u>
Sodium Molybdate	39-41	29-58.25
Molybdic Acid	47.5	34-58.5

Zn-FERTILIZER SOURCES--HOMEOPATHY SPRAYS

<u>Sources</u>	<u>ZZn</u>	<u>Rate</u>
Zn Sulfates (Hydrated)	23-25	31-66.5
Zn Oxides	78	32.5 -66.5
Zn Sulfates Basic	55	66.5 -66.5
Zn Carbonate	52	70.5 -66.5
Zn Sulfide	67	35.25-66.5
Zn Frits	Var.	53-41
Zn Phosphate	51	40-66.5
Zn Chelates	9-14	29.75-66.5

© Dr. T. Galen Hieronymus

Cu-FERTILIZER SOURCES--HOMEOPATHY SPRAYS

<u>Source</u>	<u>ZCu</u>	<u>Rate</u>
Cu Sulfate	22.5	54.5 -75.75
Cu Ammonium Phosphate	30.0	35.5 -61.75
Cu Frits	Var.	75-32
Cu Chelates	10.0	37-50

© Dr. T. Galen Hieronymus

POISONS

Chemical Poisoning	49.25-49.25
Drug Poising	38.75-28.75
Metallic Poisoning	48-75-48.75
Serum Poisoning	58.50-58.75
Small Pox Vaccination	97-0
or Antigen Poisoning	28.25-49.25

If the intensity reading is over 75, check the Poison Rate list for Poison ReAgent or scan for poison rate, then compare with poison rate list for identity.

© Dr. T. Galen Hieronymus

POISONS

Analyzing the Environment - Poisons metallics and drugs, including air quality and municipal water supplies.

Alcohol	3-76 T on Rate
Aluminum	16-, 16077 T on 16-77
Animal Protein	20-57 T on 20-55 or rate
Arsenic	14-52 T on rate w/ Sodium Thiosulphate

© Dr. T. Galen Hieronymus

CHEMICALS

These Chemical rates are given here so that you can identify the rates you find in scanning soil samples or feed or water.

CAUTION: never put chemicals such as herbicides and Pesticides in the well of your Analyzer, Anapathic, Beam Projector, Rate Treatment Unit, or Cosmic Pipe. These instruments will become contaminated and unfit for use. There is no successful method to clear the instrument in which poison has been treated or broadcast.

<u>CHEMICALS</u>	<u>RATES</u>
Liquid Smizine	36-45
Amizal	36-50.5
Aqua-Kleen Granular	34-31.75
3+ 3 Brominal	42.5-40.5
ME 4 Brominal	45-38.5
Brominal	30.25-36.75
Brominal Plus	35-35
Butyro	28.5-34.25
Butyro Ester	36.5-23.5
Emulsamine E-3	31.25-23.5
Envert 171	30.25-30.5
Fenatrol	37.25-35.75
Fenatrol Sugarcane	37.25-27.25
Fenanine	35.5-34
Surfel	42.5-28.5
Trans-Vent	36.5-42.5
Thistrol	30.5-43
Weedar 64	32-34.75
Weedar 64 TVA	27-19.75
Weedar 64A	33-37
Weedar 64	42-32
Water Hycinty Control	48.5-37.75
Weedar MCPA	48.5-37.5
Weedar Sodium MCPA	18-25.5
Weedar Aero	33-29.5
Weedone LV4	29.25-25
Weedone LV6	40-26.5
Weedone 170	49-22.25
Weedone 2,4, DP	6.25-41
Weedone 2,4,5 - T	36.5-41.75

Pydrin	12-20.5
Blockaide	63-13.5
Vantage	76.75-12.5
Pred Alure	19.75-68
Carzal SP	20.5-37.5
Solicam	22-82
Zorial	67-53.5
Thimet	39.25-5.5
Thrition	54-41.25
Deurinol	43.25-43.5
Imidan	28.75-43
Fol Pet (Phalton)	21.5-62.5
Captan 80WP	52-52
Bivert	36-31.5
Fundal SP	42.5-43.25
Fundal 4EC	42-46.5
Sta-Put	33-15
Tri-Basic Cu. S04	50-52
Citcup 5E	42-42.75
Mavrik	41-42.75
Amdonk	40.75-44
Amdonk 101	45-43
Amiben DS	27-34
Amiben	36.75-54.5
Amiben Granular	29.5-43.75
Amiben for Rice	24.5-42.5
Amitrol T	40.75-42.5
Amizine	43-45.5
Weedone MCPA Eater	34.5-34.5
Amid-Thin W	
(apples-pears)	27.75-42.25
Ethrel (veg., nuts, blueberries)	36.5-20
Ethrel (tobacco)	24.25-37.5
Flörel (plant growth regulator)	36.75-29.75
Fruitone N (apples, pears)	38.25-34.25
Fruitone T (double strength)	30.25-24.75
NAA-800	37.25-26.25
Tre-Hold (tree wound dressing)	20.75-26.25
Sevin XLR (blueberry maggot, fruitworm)	32.25-32.5
Sevimol 4	43-31.75
Sevin 4 - Oil (Bagworms)	46.25-46.5

© Dr. T. Galen Hieronymus

Sevin SL	26.75-26.76
Sevin 50 W	38-30
Sevin 20% bait	30.25-26
Temik 10% granular	30.25-30.25
Temik 15G	13.75-31.25
Temik TSX	22-22.25
Dual 8E	76.75-66.75
Ridomil 2F	41.25-31
Calibu 90	64-49.75
Ergs 31-49	
Silicon Dioxide	65.5-54.5
N--Rich	46-26.5
N- Rich 26, 16-7	43.5-74.25
N- Rich 25-9-9	51-42
M.A.P.	31.75-27.5

© Dr. T. Galen Hieronymus

INSECTS

Ants

Black Ants	48-52
Red Ants	32-40.25

Aphids

Chrysanthemum Aphid	31.5 -15.5
Corn Root Aphid	36-19

Beetle

Bark Beetle	93-33
Chick Beetle	
adult	96.5 -42
larvae	55.5 -39.5
pupa	56-64.25
Mexican Bean Beetle	48.75-67
Spotted Cucumber Beetle	92.25-48.75
Spruce Beetle	43-40.25
Tobacco Flea Beetle	55.5 -18.25
Tuber Flea Beetle	
adult	90-33.25
larvae	29-26.25
pupa	85.5 -15.5
White Fringed Beetle	38-77.5

Borer

European Corn Borer	42.5 -70.75
Poplar and Willow Borer	77.5 -56
Squash Vine Borer	
moth	58.75-12.75
larvae	40.75-30.5
pupa	62-71.5

Bugs

Sow (pill) Bug	6.75-74
Squash Bugs	31.5 -51

Catapillar

Azalea Catapillar	12.75-34
Citrus Scale	13-38
	7-3
	7-12
	7-33
	16-91.5
	51-70

<u>Crickets</u>	
Mole Cricket	42-73.5
Mormon Cricket	
female	39-24.5
male	39-21.5
Snowy Tree Crickets	33.75-41
egg	25.5 -78.5
<u>Fly</u>	
Blow Fly	7-21.75
Citrus White Fly	30.5 -68
egg	13-40.5
crawler stage	24-26.5
feeding stage	19- 3.5
Horn Fly	7.5 - 6.5
Horse Bot Fly	2.25- 9.5
Mediterranean Fruit Fly	14.5 -31.5
	51.75-40.25
Pine Sawfly	
male	83.5 -60.75
female	83.5 -68.75
Striped Horse Fly	10.5 - 6.75
White Fly	7-23
nymph	25.25-16.5
crawler stage	15-20.5
egg	27.25-46.75
<u>Grasshopper</u>	
	82-28.75
Buffalo Grasshopper	55.5 -62
Green Grasshopper	69.25-66
<u>Grub</u>	
Common Cattle Grub	3.5 -6
<u>Hopper</u>	
Beet Leaf Hopper	
adult	71.75-39.75
nymph	83-24.25
Hopper-Burn	12-83.5
Potato Leaf Hopper	85-38.25
numph	85-82.75
<u>Leaf Miners</u>	
larvae	84.25-62
pupa	37-43.25
fly	20.25-39.25

Insects Cont'd.

Maggot

Carrot Rust Fly Maggot	81.75-24.25
Seed Corn Maggot	
adult	97-46.25
egg	83.75-76
larvae	91.5 -76.5
pupa	82.5 -22.5

Mantis

Praying Mantis	23-74
eggs	5-26
	31-63
	24.5 -50
	50-99

Millipede

17.75-14.25

Mites

Red Spider Mites	38.75-24.75
------------------	-------------

Moth

male	41.5 -67.75
female	
eggs	16.5 - 8.75
larvae	87-37.75
pupa	62.25-30.25
Tobacco Moth	26.5 -56.5
larvae	26.5 -26.75
pupa	72.25- 8.5
eggs	16.75-31.75

Reliculitermes (a termite)

47.5 -69

Rose Chafer

58.25-69.5

Slug

2.5 -28.5

Thrips

Gladiola Thrips	2.5 -23
Onion Thrips	92.5 -41.5
Tobacco Thrips	56.5 -75.5

Weevil

Boll Weevil	1.5 -4
	8-8
	21-14
	36- 8.5
Egg Plant Weevil	57-38

Pea Weevil	
adult	73-58.75
egg	66.25-12
larvae	84.5 -21.75
pupa	97-22.75
Sweet Potato Weevil	
adult	73-54
larvae	88.5 -83.5
pupa	9-37.25
<u>Worms</u>	
Clay-backed Cutworm	
adult	81-98
larvae	95.5 -91
pupa	16.75-19.25
Earthworm	17.25-32.5
Fall Army Worm	39-13.5
	52-13.5
	86-13.5
Imported Cabbage Worm	
Cabbage Butterfly	60.5 -32.75
Cabbage Worm	2-30.25
pupa	25.5 -30.25
Pacific Coast Wireworm	96.5 -42
Red-Necked Peanut Worm	29.75-12
Screw Worm	19-23
Sweet Corn Earworm	23.25-23.5
Tomato Fruitworm	50.25-15.75
Web Worm	13.5 -58.5

© Dr. T. Galen Hieronymus

VITAMINS

A1		57-58
A2		43-41
B1		61.25-56.25
B2		44.25-4.5
B3		59.5-39
B4		61-59.25
B5		39.5-39.5
B6		26-47
B12		78.5-58.75
B12	(500 mg)	39.25-20
Vitamin B		32-54
Biotin		82-55.25
PABA		92-36
Panathenic Acid		26-96
C		78.5-49.5
		69-35
D1		62.5-22.75
D2		25-32
D3		30.5-35.5
D4		39.75-
		38.5
F		37-32.5
G		29.25-34.5
H		54.5-21.75
P		30.25-23.5
T		38.5-42.5

© Dr. T. Galen Hieronymus

Vitamin E

76-79

Deficiency of: White muscle disease, heart failure, paralysis

Vitamin A

19.5 - 8.5

Deficiency of: Nasal discharge, coughing, scouring, watering eyes, hardening of mucous membranes, calves with weak horns, severe diarrhea in young calves, redness and swelling around dewclaws, stiffness in hock and knee joints, swelling in brisket, mastitis, udder problems, loss of appetite, loss of sexual interest.

Zinc

68-97

Deficiency of: Low ash rations

Vitamin D

32-53

Deficiency of: Backs swell and stiffen, backaches, increased need for calcium and phosphorus, stiffness of gait, drags hind feet, rickets

Excess Vitamin D: Deposits of calcium in heart

Lack of Vitamin K: Failure of blood to clot

Excess of Cobalt: Riemen bacteria fails to manufacture B₁₂, starved appearance, pale skin, decreased fertility, milk or wool production, cellulose digestion sharply reduced. (Some cobalt necessary for utilization of propionic acid)

Excess Nickel: (ration unpalatable) nickel poisoning

Vitamin B

86-24

Vitamin C

69-35

Vitamin D

32-53

Vitamin F

70-84

Vitamin G

85-81

Vitamin A Deficiency 19-33; 8-19;
35-19.

Symptoms: Eyes clouded, with discharge.
Ulcers form. Infection can cause loss
of visions.

Treat 8-18, 8-19, 60-18, 34-18, 60-
19, 34-18, using vitamin A as Reagent.

Treat specimen on 0-0 with Vitamin
A as a Reagent.

To raise the 9-49, Treat on 37-18;
37-19, plus vitamin A as ReAgent.
Treat 35-18 and 18-12, 38-18 plus
Vitamin A as a Reagent.

© Dr. T. Galen Hieronymus

Vitamin E Deficiency 63.25-82.25

(Muscular dystrophy or white muscle disease) 54-41 (do not treat on this rate.

Symptoms: Rapid deterioration of skeletal muscles. When the heart muscles are affected, death occurs in a few days.

Cause: Starvation and a lack of Vitamin E

Treatment: Treat 31.25-41 using Vitamin E as a Reagent, until condition is zero, and remains at 0. Feed a vitamin and mineral rich supplement to regular feed.

Check to see that 63.25-82.25 is diminishing, and treat to 0.

(c) Dr. T. Galen Hieronymus

IMPRO RATES

Klep-Past	
for pneumonia	92.75-89.75
MBA (Blend)	44.25-97.75
U Care	
Uterus Infection	72.75-39.25
Dairy Food	24.5 -63.5
blend	
C-5	93-95.25
CBA	
for calves	67.5 -91
Count Down	77.75-59.75
(Add to feed: 5cc per day-21 days, then 1 to 2cc per day)	
Gram +	
Blood	65-82.25
Gram -	
Blend Soil	48.25-93
First Food	
For baby calves and pigs	95.25-92
Staph	34-
Strep	47-47.25
E Coli	55-45.75
Pseudomonas	
Foot Rot	86-94.5
Corynebacterim	95.75-32.5

COMPETITIVE PRODUCTS

Imu Lac	98-49.5
Imu Gen	20.75-44.25
#308	
Builds Immunity System	89-89.5

Our thanks is extended
to Mr. Gene Litwiller
for these rates.

MURRAY BAST HOMEOPATHY FOR ANIMALS

Aconite 7-87

High Temp.

Fever - Charge 1x-6x

Sneezing - 1 dose per hr. every 4 hrs.

Apis Mel 36.25-59.25

Kidneys

Bryonia 30-60.5

Lung

Udder Congestion

Lycopodium 66-29

Bruised teats

Arnica 14.25-68.5

Shock

Trauma

Hemorrhage--eye

Dehorn

Arsenia Alb. 14-34.5

Diarrhea

Dry skin

Belladonna 34.5-42.25

Urtica Urine 37.25-4.5

Lungs

Kidneys

Yeast

Udder edema

13th Cell Salt li/be 34-55

Builds cell walls

Bring back from near death

Cal Phos 11.5-43

Milk fever

Last few weeks of gestation

Caulophyllum 31.5-50

Works well on cows for expelling placenta-

30c/every 6 hours

Arthritis--maybe

Murray Bast Homeopathy for Animals Cont'd.

Secale 15.5-31.5

- Immune system
- Cold ears-legs circulation
- Central nervous system
- Poison food (mold)
- Trace minerals

Sepia 18.5-11

- Weakness in hindquarter

Silica 89.5-91.5

Carbo Veg. 12.5-76

- Mastitis
- Felicia

Cheldonium 25.5-35.5

- Liver
- Mastitis

Conium 30.25-37.5

- Milk fever
- Damage - never in leg

Ferrum Phosphate 49-69

- Low blood

Hypericum 21.5-41.5

- Motor nerve problems
- Bangs
- Nutritional problems

Iodium 38.75-41.5

- Small ovaries in cows

Nux Vomica 33.25-88.75

- Calis in horses
- Digestive upsets
- Hard bowel movements

Phosphorus 92-62

- Mucous membranes
- Lepto
- High fever
- Hepatitis

Murray Bast Homeopathy for Animals Cont'd.

Phytolacca 4-48.75

Mastitis

Swollen testicles

Breast tumors

Pulsatile 14.5-43.5

Female reproduction tract

Interior discharge

Plumbum 45-42

Lead

Sebina 47.5-24.75

Poor cleaning

Prevents abortion

MURRAY BAST DRINKING WATER CONTAMINANTS

Trichlorethylene (TCE)

Coliform bacteria 62-

From human and animal waste

Nitrate 32.5-16.5

Reacts with hemoglobin in blood and causes rate anemic condition "blue-baby" syndrome.

Arsenic 14-52

Insecticides--leads to fatigue and energy loss--poisoning

Barium 88-30

Industrial waste discharge--can raise blood pressure and cause nerve damage.

Cadmium 19.5-61

Insecticides and discharges from metallurgical industries--galvanized pipes and plumbing fixtures--causes kidney and lung diseases.

Chromium 3-25

Cigarettes--some foods and air high doses can be toxic.

Fluoride 85-72

Proper amounts prevent tooth decay--excessive causes brown spots/motting on teeth.

Lead 3-80

Lead pipes--herbicides causes damage to kidneys and nervous system.

Mercury 92-79

Industrial and agriculture can cause acute poisoning.

Selenium 46-18

Insecticides - herbicides

Silver 51-39.25

In small doses causes no problem.

Pesticides 48-

Endrin, lindane, methoxychlor, toxaphane, 2-4-D, 2-4-5-T, silvex.

Murray Bast Drinking Water Contaminants Cont'd.

Radioactivity 83-86

Turbidity

Another word for muddiness or cloudiness.

**All Murray Bast Rates
given here are compiled by:**

**Mr. Mark Moeller,
Research Associate**

HERBS AS REAGENTS

Measurements - 1 oz. herb per pint of water

"Caps" = Capsules

No. of Caps, 2 to 3 doses per day

1 fluid ounce = 2 tablespoons

Wine glass = 2 to 3 fluid ounces

Half a Cup = 4 fluid ounces

Standard Tinctures

4 ounces of herb per pint of Alcohol = 3 to 6 caps

1 teaspoon herb in cup of water = 1 to 3 caps

$\frac{1}{2}$ dram = 1 to 2 teaspoons

Fluid Extracts

Commercially prepared by multiple extraction methods

1-2 m ms (1 to 2 drops) = 1 to 2 caps

(5 to 6 drops) = 5 to 6 caps

Powders

Fine powdered herbs taken in small amount of water.

5 - 10 grains 1 to 2 caps

10 to 20 grains 2 to 3 caps

20 to 60 grains 3 to 8 caps

© Dr. T. Galen Hieronymus

HOMEOPATHIC HERB RATES

These rates may be used to charge vials of water to be used as Homeopathic remedies.

They may be charged into vials of water, intensified 10 to 15 times and used as ReAgents for treating ailments by checking against disease rates. If 9-49 of specimen is raised as much as 50 points, and disease rate is lowered appreciably, then treatment in Analyzer or Beam Projector is indicated.

By checking these against each other for compatability, it is possible to combine several of these rates by charging them into 1 vial of water for use as reagents.

© Dr. T. Galen Hieronymus

HOMEOPATHIC FIRST AID INTERNAL REMEDIES

<u>Aconite</u>	7-87
Chills, effect of fear, shock fright.	
<u>Arnica</u>	14.25-68.5
Bruises, shock, contusions, injuries.	
<u>Belladonna</u>	34.5 -42.5
Mild sun stroke, headache and earache.	
<u>Bryonia</u>	30-60.5
Billiousness, liverishness, colds, chills, and influenza.	
<u>Calendula</u>	42-23
Cuts, incised wounds.	
<u>Carbo Veg.</u>	12.5 -76
Indigestion, flaluence.	
<u>Causticum</u>	22.5 -60
Burns	
<u>Cantharides</u>	28.5 -42.5
Burns	
<u>Chamonilla</u>	53.5 -24
In teething children and in acute earache.	
<u>China</u>	49-14
Indigestion and diarrhea.	
<u>Coffea</u>	27.5 -37.25
Wakefulness, fainting from shock.	
<u>Eupatorium</u>	21.75-41.25
Saccharine poisoning, influenza.	
<u>Ferrum Phosphate</u>	49-96
Earache	
<u>Gelsemium</u>	70.5 -42
Headache, chills and influenza.	

Gloline 32-11.75
Headaches due to heat stroke.

Hamamelis 47.75-17.75
Bleeding from veins.

Hepar Sulph. 6-44.75
Septic wounds, extremely painful, tender to touch.

Hypericum 21.5 -41.5
Lacerations, crushing pains in the coccyx after child birth or falls on the coccyx.

Ignatis 13-51.5
Nervous grief, shock and fainting.

Ipecachuanha 45-16
Faintness with nausea and hemorrhage.

Iris 37.5 -27.5
Migraine headaches.

Ledum 25-40
Punctured wounds, black-eye.

Nux Vomica 33.25-88.75
Billiousness

Opium 27-50.75
Headaches

Phosphorus 92-62
Hemorrhage, teeth extraction.

Pulsatilla 14.5 -43.5
Indigestion after fat, getting feet wet and colds.

Rhus-Tox 32-20.75
Sprains, strains.

Ruta 92-15
Bruised periosteum

<u>Silica</u>	89.5 -91.5
Sepsis	
<u>Symphytum</u>	23-25
Bones after fractures.	
<u>Terentula Cubensis</u>	39.5 -21.25
Boils, carbuncles.	
<u>Urtica Urens</u>	37.25-4.5
Burns.	
<u>Vipera</u>	36.5 -69.5
Nose-bleeding.	

EXTERNAL USE

Arnica	14.25-68.5
Calendula	42-23
Hypericum	21.5 -41.5

OINTMENTS FOR APPLICATIONS

Arnica	14.25-68.5
Calendula	42-23
Hypericum	21.5 -41.5
Ruta	92-15
Symphytum	23-25

HOMEOPATHIC REMEDIES (Comb.)

<u>Alpha 57</u>	29.5 -30.5
Neuritis	
<u>Alpha 31</u>	31-63
Lumbago	

<u>Alpha 10</u> Cough due to colds.	78-30.5
<u>Alpha 3</u> Pain and stiffness.	31.5 -49
<u>Padma</u> Circulation	59.75-26
<u>Golden Seal</u>	15-31.75
<u>Aqualithia</u> Circulation	37.5 -42
<u>Aloe</u> Burns and cuts.	3-28

© Dr. T. Galen Hieronymus

RATES FOR WORMING ANIMALS

Vermifuge	8.5 - 6.75
"	6- 2.5
Cat Wormer	27.5 - 7.5
" "	8-34.75
Dog Wormer	24-17.25
" "	
Viaform	52.5 -9
Viaform Cream	7.5 -9

© Dr. T. Galen Hieronymus

ANIMAL REMEDIES

Milk Fever Remedy	27.25- 5.5	67.75-
Pig Scours Remedy	36.25-43.5	36.25-
Bone Growth	24-37.35	
Nervous System	69.25-81.25	69.25-
Kidneys		

Herbs:

Gentian (circulation)	6-39.5	28.25-
Comfrey	76.5 -42.75	76.5 -

© Dr. T. Galen Hieronymus

ANIMAL DISEASES

Rates Helpful In:

Bursitis	08-
Bursitis	07-
Bursitis	21-
Bursitis	17-
Bronchitis, Chronic	08-96
Burns, from excess HCl	71-XX
Arthritis, Mineral deposits in: There are five minerals capable of causing deposits which could be the cause of arthritic problems:	
Calcium	88.6-100
Carbon	47-32
Silicon	90-57; 18.25-100
Sodium	82-42
Uric Acid	04-08; 17-100
Brucellus Abortus (Undulant)	02-18
Brucellus Abortus (Undulant)	18-XX
Brucellus Abortus (Undulant)	29-XX
Muscle Spasms	72-19.5
Muscle Weakness	31.2-XX
Muscle Weakness	31-02
Muscles	00-41
Muscles	11-41
Muscles, Flu in	46-XX
Muscles, Involuntary	00-57
Muscles, Pain in	08-41
Cholera	59-30
Hoof & Mouth Disease	38-61
Hoof & Mouth Disease	09-96
Hoof & Mouth Disease	40-89
Hoof & Mouth Disease	20-44.5
Tendinitis & Tenosynovitis	63-92
Tendons	00-45.5

Cancer, Breast (Tumor)	58-56
Cancer, Encapsulating	78-
Cancer, Found in (Basic Cause)	82-
Cancer, Leukemia	11-67
Cancer, Leukemia	30.5-
Bruises and Lumps	34-85
Bruises and Lumps	8-85
Lymphatic Glands	3-100
Lymphatic Glands	36-17
Lymphatics	-17
Lymphatics	44-41
Lymphatics	2.5-17
Lymphatics, Carcinoma in	57-47
Lymphatics, Carcinoma in	83-81
Lymphatics, Mucous in	5-
Lymphatics, Syphilis in	20-23
Lymphocytic Choriomeningitis	79-41
Lymphoma	44.5-25
Hookworms	2-100
Hookworms	2-97.5
Tularemia	31-40
California Encephalitis	21-67
Carbon Dioxide	47-67
Carbon Dioxide	54-100
Carbon Dioxide	67-47
Carbon Monoxide	35-31
Carbon Monoxide	65-31
Carbuncles	85-90
Fungus	19-
Fungus	82-
Fungus	9-
Fungus	9.5-42
Fungus	42.5-
Fungus	42.5-42
Fungus	45-
Fungus	45-42
Fungus	85-
Fungus 86-42	
Fungus	8.5

Ligaments	-45.5
Ligaments	07-14.5
Ligaments	21.5-45.5
Ligaments, Arthritis in	13-21.5
Bone & Joint Neoplasms	81.5-79
Bone Marrow	-21
Bone Marrow	35-92
Bone Marrow	21-92
Bone	25-22
Bone	-21
Bone, Aches	
Bone	-09
Bone	64-21
Bone, Strep in	60-21
Bone, TB in	04-84
Bone, Cribriform Area, Ethmoid B.	-64.5
Black Mold	5.5-
Black Mold	34-
Black Mold	35-
Black Widow Spider Bite	90-86
Pseudomonas Tuberculinium	2.5-4
Pseudomonas Tuberculinium	3.75-1.5
Pseudomonas Tuberculinium	40-72
Drug Poisoning	90-16
Drug Rash	44-48
Ulceration	8-
Ulceration	8-54
Ulceration	41-
Ulceration	86-32
Ulceration	43-
Ulceration	92-32
Ulceration, Causes	23-
Ulceration, and Pain	66-66
Ulceration, in Teeth	8-25
Ulcerative Colitis	60-85
Tetanus	2-100
Tetanus	41-34
Tetanus	41-81
Tetanus	25-95
Tetanus	2.5-100

Heart Exhaustion, Chill	57-70
Heart Exhaustion, Chill	57-80
Heart Faint, Short of Breath	57-70
Heart Faint, Short of Breath	57-80
Heart Fibrillation	
Heart Skip	
Heart Spasms	58-95
Heart Spasms	63-84
Heart Spasms	81-80
Temperature 95-85	
Temperature 30-	
Temperature	4-50
Temperature of Body	36-06
Temperature, Burning	30-24
Temperature, Normal	30-66
Temperature, to lower	31-56
Temperature, to raise	31.57
Temperature, (find germ active)	30-23
Cartilage	15-90
Cat Scratch Disease	52-34
Choking	90-08
Choking	30-37
Choking	98-82
Choking	34-90
Itch, Skin	11-04
Ivy, Poison	2-85
Ivy, Poison	4.5-3
Ivy, Poison	11.5-8
Ivy, Poison	46-85
Ivy, Poison	8.75-2.5
Cancer	50-
Cancer	2.5-7
Cancer	3.5-11
Cancer, Biopsy	9.5-27
Cancer, Blood	30.5-
Cancer, Blood & Skin	30.5-91
Cancer, Brain	50-10
Cancer, Brain	50-20
Cancer, Brain	50-30
Cancer, Breast (Tumor)	92-84

Fungus	9.5-
Fungus	82-32
Fungus	3-98.5
Fungus in Hair	2-6
Fungus in Water	8.5-23
Fungus on Dog (Mange)	1.5-85
Fungus, Uterine	11-29

PARASITES

Amebiasis (Amoeba)	23-
Giardiasis	95-89
Malaria	4-78
Kalaazar	4-25
Oriental Sore	4-22.5
American Leishmaniasis	12-83
Trypanosomiasis	83-63
Toxoplasmosis	74-33
Enterobiasis (Pinworm)	36-16
Trichuriasis (Whipworm)	87-12
Ascariasis (Roundworm)	34-89
Hookworm	2-100
Strongyloidiasis (Threadworm)	65-21
Trichinosis	90-37
Toxocariasis	34-84
Filariasis	45-38
Loiasis	59-39
Dracunculiasis	45-39
Intestinal Flukes	24-54
Hepatic Flukes (Liver)	53-7
Pulmonary Flukes (Lungs)	64-45
Schistosomiasis (Blood Flukes)	28-95
Dwarf Tapeworm	3-73
Beef Tapeworm	75-65
Pork Tapeworm	25-88
Fish Tapeworm	57-53
Sparganosis	89-95

(C) Dr. T. Galen Hieronymus

ANIMAL DISEASES

Acetonemia	10.5 -34	
Acidosis	34-84	
Anaplasmosis	36.5 -29	
Anthrox	49-33.25	
Atropic Rhinitis	34-51	60-51
	77-51	
Black Leg	59-23	
Blue Tongue	78-12	
Bangs Disease	56-12	56-51
	56-61	
Necrotic Stomatitis	4-32	4-49
Gangrenous Stomatitis	54-32	22-49
Necrotic Laryngitis	54-37	4-37
Malignant Stomatitis	4-30	30-37
Sore Mouth	8-12	
Pneumonia	3-53	3-74
	3-93	2-
Red Water Disease	50-	50-51
	28-49	
Anemia	50-	50-29
	50-23	
Scrapie (disease of sheep)	11-4	
Shipping Fever	16-32	
Sore Mouth	8-12	
Strangles (distemper)	T 68-19	T 2- 4.5
	T 29-96	
Tetanus	2-100	41-81
	16-25	41-34
Swine Flu	78-	78-37
	78-51	78-34
	78-29	
Vesicular Exanthema	29-42	29-51
	29-12	
White Scours	8-	35-30
	T 34-29	34-23
Bovine Hyperkeratosis	33-35	22-4
	30-35	

© Dr. T. Galen Hieronymus

INJURIES TO JOINTS OF HORSES AND COWS

Dislocations - stretching or tearing of ligaments and joint capsule fractures. Give animal anesthetic. Replace joint in normal condition.

Application of Cast	T on	22-41
---------------------	------	-------

Treat With Analyzer Treatment Unit

Inflammation		8-0
Staph		34-0
Strep		60-0
Shock		3-9
		2-76

Muscle Strain (or sprain)		22-41
---------------------------	--	-------

Cuts (such as from barbed wire)

Inflammation	T on	8-0
Staph		34-0
Strep		60-0
Tetanus		2-100
Inflamed Muscles		41-34

Puncture wounds - penetration of skin by nails, wire, thorns, etc. Treatment same as cuts.

When cuts and puncture wounds are discovered and prone to be inflamed:

T on	2- 1.5
T on	13-50

To clean wounds	T on	80-91
-----------------	------	-------

Use hydrogen peroxide	T on	8-41
-----------------------	------	------

(plus reagent)

(C) Dr. T. Galen Hieronymus

DISEASES OF HORSES

Plantar Ligament 7.75-41.25
 Dorsal Ligament 8.75-41.25

DISEASE OF BONE IN ANIMALS

Tuberculosis Bone	42-21		
Osteomyelitis	42-92		60-92
Bone Tumors (osteoma)	58-21		13-21
	21-21		
Exostosis (bony growths)	69-0		
Fibroma of Bone	7-21		
Chondroma	58-		88-
	13-	T on	17-41
Osteoclastoma			
Carcinoma	7-38		7-58
Osteogenic Sarcoma of			
Bone	30-21		58-21
Multiple Myeloma of Bone			
Marrow	7.5 -30.5		
Von Recklenhausen's			
Disease	32-53		86-21
(ostenitis fibrosis)	2-24		
Rickets	T on 68-61	and	69-35
	32-53		
Osteomalacia	30.5 -21		
Achondroplasia			
(dwarfism) Hereditary?	74-65		56-23
	T on 6-87		
Arthritis	31-		7-
(inflammation of joint	63-		13-
from any cause)	13-12.5		14-31
	24-22.5		
Becipital Bursitis	8-53		8-11
(inflammation of the	7-14.5		8-21.5
bursa between biceps	21.5 -21.5		
brachi tendon and			
humeras near point of			
shoulder)			

(C) Dr. T. Galen Hieronymus

Bag Spavin 8-
(Distension of joint
capsule of the hock)
Swelling on the crania medial
side of hock.

Bone Spavin-Exostosis
(extra bone formation
of tarsal bones near hock)

Equine Monocytic Ehrlichlores 74.75-46
(Patomac Horse Fever)

Microbacterium, Leprae 85.75-30.5

Colic (wind colic, bloat, stomach
pain, intestinal disturbance and
pain.)

Ill Navel (sleepy foal) 60-

Bacterial Infection 15-

Pneumonia -2
-3

Strangles 8-42
34-42
62-42
34-49

Influenza -38
-68
-78
52-
5-51
60-51

Encephalitis (Brain Fever) 46-

Loss of hair, hooves, etc. 35-93

Anemia

ANATOMICAL RATES OF HORSES

Rectum	30.25-90
Small Intestine	58.25-62
Kidney	13.25-83
	3-82
Stomach	31.25-74
Liver	29.5 -55.5
Heart	72.5 -76.5
Lungs	53.5 - 3.25
Trachea	37.75-83
Esophagus	36-87.5
Spleen	4.5 -95.75
Small Colon	64.5 -91.5
Descending Colon	8-77
Large Colon	8-77
Transverse Colon	8.5 -12.25
Duodenum	15.5 -25.5
Caecum	26.5 -62.75
Spinal cord	11.5 -10.5
Nerve to Adrenal Medulla	27.5 -23.5
Female Bladder	19.5 -13.75
Male Bladder	21.5 -15.5
Ovary in Mare	3.5 -53.5
Testicle in Stallion	16.5 - 7.5
Vagina in Mare	30.5 -91.75

© Dr. T. Galen Hieronymus

CARPUS OF HORSE

Distal End of Radius	52.25-21
Lateral Tuberosity	53-21
Accessory Carpal	50.5 -21
Third Large Metacarpal	55-21
Tuberosity of Third Metacarpal	55.25-21
Fourth Small Metacarpal	57-21
Lateral Ligament of Carpus	41.5 -41
Ligaments of Accessory Carpus	40.5 -41

© Dr. T. Galen Hieronymus

JOINT CAPSULE OF CARPUS

Synovial Membrane

Intercarpal Sac

Metacarpal Bones

(In Sheep and Cow 3rd & 4th
metacarpal bones-cannon bone)

Fetlock Joint (horses)

30.75-0

30.75-31

Pastern Joint

31.25-31

Coffin Joint

32.25-31

Articular Cartridge

Pereostoum

-49.5

Bone Marrow

-21

Fibro Cartilage

© Dr. T. Galen Hieronymus

HOCK OF HORSE

Tibia	23-21.5
Tibial Tarsal	28.75-21.5
Tuber Calcis (point of hock)	26-21.5
Third Large Metatarsal	26.5 -21.5
Lateral Long Ligament	12-41.25
Lateral Short Ligament	8.25-41.25

© Dr. T. Galen Hieronymus

THE STIFLE JOINT OF HORSES

Distal End of Femur	22.5 -21.75
Patella	55.5 -22.5
Tibia	52.5 -22.5
Lateral Coudyle of Tibia	53.5 -22.5
Fibula	61-22.5
Lateral Patellar Ligament	41.5 -43
Middle Pattelar Ligament	42.25-43
Medial Patellar Ligament	42.75-43
Lateral Femora-Patella Ligament	43.75-43
Lateral Femora-Tibial Ligament	44-43
Lateral Meniscus	45.5 -43

© Dr. T. Galen Hieronymus

JOINTS OF THE FRONT LIMBS

Scapular
(shoulder blade)

Syncarcosis

Horse	12.5 -21
Pig	2.5 -21
Cow	4.5 -21
Dog	5.5 -21

Scapular-Humeral Joint
(ball and socket joint)

Horse	6.45-31
Pig	8.5 -31
Cow	7.5 -31
Dog	9.5 -31

Elbow Joint

Horse	13-31.5
Pig	17.5 -31.5
Cow	14.5 -31.5
Dog	15.5 -31.5

Carpus
(knee joint)

Horse	18.5 -31.5
Pig	21.5 -31.5
Cow	19.5 -31.5
Dog	16.5 -31.5

Metacarpus

Horse	42.5 -21
Pig	30.5 -21
Cow	32.25-21
Dog	43-21

Digit

Horse	43.5 -21.25
Pig	45.5 -21.25
Cow	42.5 -21.25
Dog	47.5 -21.25

© Dr. T. Galen Hieronymus

Humerus

(point of shoulder)

Horse	27-21.5
Pig	28-21.5
Cow	27.75-21.5
Dog	28.25-21.5

Ulna

Horse	38.75-21.75
Pig	35.5 -21.75
Cow	37.25-21.75
Dog	34.5 -21.75

© Dr. T. Galen Hieronymus

ESTRUS CYCLE OF MARE

Puberty begins between 10 and 24 months with average onset at about 18 months. The length of time elapsed from the beginning of one estrus period to the next can vary in the mare from 7 to 124 days. The average time is usually close to 21 or 22 days. Abnormally long cycles probably include a number of skipped cycles. Length of estrus period is from 2 to 3 days, 4 to 6 days, or 7 to 9 days and occasionally over 10 days.

Heat periods tend to become shorter from spring to mid-summer. During March and April, heat periods are irregular and long, frequently with no ovulation occurring. From May to July the periods become shorter and more regular with ovulation a normal part of the cycle. Ovulation usually occurs from one to two days before the end of estrus.

Mares with heat periods of one to three days should be bred on the first day. Mares with longer heat periods should be bred on the third or fourth day and again 48 to 72 hours later. Mares with regular, short heat periods may be bred at any time.

RATES FOR MARE

Oviduct	15.5 -54.5
Vagina	48.5 -81.5
Ovary	69-54.25
Uterus	30.5 -61.75

HORSES - PREGNANCY 3-37

The period of gestation is approximately 11 months, more or less. The mare will be ready for service every 3 weeks. If the foal is to be born in April, the service should be in May. The ideal time for conception to take place is towards the end of her heat period.

© Dr. T. Galen Hieronymus

CATTLE PESTS

Face Flies	1-11.5
Gulf Coast Ticks	9.5 -44
Spinose Ear Tick	7.75- 6.75
House Fly	51.25-41.5
Stable Fly	57.25-87
Lice	86.25-8
Nodular Worm	82-7
Hair Worm	3-14.5
Small Intestinal Worm	22.75- 7.5
Thin-necked Intestinal Worm	5.25-13
Lung Worm	4.5 -20
Bankrupt Worm	43.25-27.25
Barber's Pole Worm	58.75-16.75
Brown Stomach Worm	19-24.25
Short-nosed Cattle Louse	88-93.5
Blue (long-nose) Cattle Louse	87.25-79.75
Psoroptic (common)	81.5 -56.5
Scab Mite	81.5-56.5
Itch Mite	80.25-32
Mange Mite	80.25-32
Cattle Grubs	30.25-36
Ox Warbles	30.25-36

(c) Dr. T. Galen Hieronymus

COW ANATOMY

Dorsal Sack of Rumen	62.5 -10.5
Neutral Sack of Rumen	9.5 -16.5
Omasum	32.5 -10.5
Abomasum	2.5 -17.5
Duodenum	23.5 -16.5
Oesz Esophagus	13.5 -37.5
Reticulum	25.5 -32.25
Aorta	8.75- 6.75
Craneal Pillar of Rumen	12.75-11.25
Cardia	3.5 -12.75
Left Auricle	58.75-70.25
Caudal Media Spinal	14-92.25
Left Ventrical	8.5 -70.5
Pulmonary Artery	48.75-69.5
Caudal Pillar of Rumen	27.5 -32.5
Coloa	96.75-12.5
Trachea	36.5 -37.5
Left Branchus	
Caudal Blind Sacs	29.75-32.5
Vagus Nerve	
Thoracic Duct	
Right Aurile	39.25-70.25
Pulmonary Veins	
Lateral Attachment of Rumino	
Reticular Fold	
Rumino Reticular Opening	26-32.5
Posterior Vena Cava	97.5 -70.5
Sub Pelvic Tendon	20.5 -41.5
Pylorus	3.5 - 8.75
Gall Bladder	13.75-35.5
Right Kidney	63.5 -82.5
Left Kidney	62.75-81.5
Pancreas	9.75-34.25
Urinary Bladder	14.5 -23.75
Male Vesicula Semiminalis	5-37.5
Bulbo-Urethral Cowpers Gland	5.5 -26.25
Caecum	16.5 -62.5
Rectum	12- 8.5

© Dr. T. Galen Hieronymus

Small Intestines	61.5 -62.5 also
	62.5 -61.5
Liver	17.75-29.5
Lung	53.5 -83.5
Ileum	61-37.5
Tongue of Cow	12-41.5
Tonsillar Sinus	3.25-12.75
Soft Palate	12.5 -51.5
Pharynx	37.75-51.5
Epiglottis	10.5 -37.5
Cow Udder	56.5 -92.75
Teat Cistern	44.75-56.5
Supra Mammary Lymph Node	44.5 -43.5
Rosette of Furstanberg	18.5-12.75
Subcutaneous Milk Vein	3.5 -96.5
Streak Canal	2.25-12.5
Mammary External Pudental Artery	62.5 -70.75
Mammary External Pudental Vein	61.5 -97.5
Mammary External Pudental Gland	
Erstern	36.5 -62.75
Mammary Lymph Vessels	37.5 -44
Parenchyma Gland Tissue	56-92.5
Calf Fetus in Uterus	42.75-81.5
Uterus	10.5 -61.75

© Dr. T. Galen Hieronymus

DISEASES OF CATTLE

Anaplasmosis

Symptoms: High temperature (103° to 107°)

Yellowish membranes, depression, constipation, anemia, extreme weakness, unsteady gait, depression, rough hair coats.

T by scanning liver for metallic and chemical poisons. Treat to 0 when found.

Make Reagent. Broadcast by treating specimen and reagent on 0-0 until all negative conditions are 0.

Reagent: Transfer to vial of neutralized water. Check 9-49 for intensity. Be certain intensity is at least 500.

Anthrax (Bacillus Anthracis)

Sudden deaths in herd--sick animals show high temperatures (to 107°). Excitement and hypertension, followed by stupor, depression, spasms, staggering, rapid breathing, swelling on various parts of the body, bloody discharge from body openings.

Check for metallic and chemical poisons in kidneys, stomach, liver and nerves. Check for viruses, 34-; 60-; 46-; 20.5-; 56-; 48-; 56-84; 56-82; 56-44; 56-29; 56-23; 56-17; make reagent and treat all virus infections to zero.

Blackleg

Affects young cattle 6-24 months old. Sudden deaths in young cattle, gaseous swellings beneath shoulder skin, back of flank, hip breast which make rustling sound when pressed by hand. Complete loss of appetite. The course of the disease is very rapid.

© Dr. T. Galen Hieronymus

Scan for metallic and chemical poisons, check for 6-. Treat to 0 when found. Make reagent charging with 12.5-15 (800 intensity into water) and treat on 0-0, or with "Genuine Hieronymus" Anapathic until all signs of disease are gone. Early treatment is most effective.

© Dr. T. Galen Hieronymus

DISEASES OF COWS AND CALVES

Abortion	2-18	
<u>LIVER, KIDNEY AND DIARRHEA</u>		
<u>ANEMIA</u>		
Brucellosis		
Anaplasmosis		
Leptospirosis		
BVD		
IBR		
Vibrosis		
Anaplasmosis	6-0	22-46
	10-74	
Acetonemia	5-70	2-24
	45-29	9-70
Anthrax	29-31	8-0
	30-24	34-0
	22-41	60-0
	10-65	15-0
	62-0	83-0
Bacillary Hemoglobinuria (See Red Water Disease)		
Bangs Disease (Undulant Fever)	10-65	10-87
	10-85	23-98
	59-57	18-0
	51-0	
Black Disease (Clostridium Novyi)	8-78	
Infectious Necrotic Hepatitis	34-78	
	T on 8.5-4	
Parsons in liver	12.5-25.5	24-29
	T on 52-29	

Bloat		47-	
Soda		34-84	
	T on	26-41	
Hydrochloric Acid		3.5-42	12.5-45
Bovine Respiratory Disease (See Pneumonia)			
Brucellosis		18-0	
BVD (See Diarrhea, Bovine Virus)		57.5-0	2-0
Calf Diphtheria			
Foot Rot			
Navel Ill			
Sulfa Reagent			
Calf Pneumonia			
Pink Eye		62.75-0	

© Dr. T. Galen Hieronymus

TREATMENT OF CATTLE DISEASES

Anaplasmosis

Control insects and parasites.

Scan 29- and treat out metallic and insecticide poisons. Make A Reagent (Oxlytetracycline) and treat specimen of cattle on 0-0 Broadcast. Treat to 0.

Lepto Spirosis (in abortion)	34-82 83-82 29-31 19-82 60-82
Sodium Thiasulfate	48-51
Sodium Benzoate	5.5-3.5
Interferon (specific Reagent for viruses)	21-51 21-57
Wasp, hornet, & Ant sting	26-; 15-
Bee Sting	14.5-18.5; 55-
Snake Bite	3.5-3; 5.5-
Spider Bite	59.5-
B Coli	62-38
E Coli	62-90; 62-2.5
Cancer Virus	3.5-37
Virus	3.5-37
Sub-mucus infection	3-3

© Dr. T. Galen Hieronymus

DISEASES OF FEED LOT CATTLE

Stress of shipping cattle causes upper and/or lower respiratory infections. Thus cattle, brought into the feedlot with other cattle, exhibit viral and bacterial infections and can expose other cattle to these respiratory diseases.

Stress in shipped cattle reduces their resistance to disease, causes lack of appetite. Lack of food intake makes cattle weak and vulnerable to increased infections.

These feedlot cattle may be treated as a unit, if not too many for Polaroid Snapshot. If too many, get pictures of several dimensions of herd. If only a few show heavy symptoms, saliva specimens, (saliva on Q-Tips, in test tubes) may be used.

STRESS:

Check 9-49

check for hypertension 22-11
and treat to zero.

Recheck the 9-49.

This reading will have a higher intensity than it had before treatment.

To make a ReAgent for stress, use the "Genuine Hieronymus" Analyzer-Treatment Instrument. Set the dials on 37.5-42.

Put a neutralized vial of water on the plate. Put specimen (picture side out) in left hand well. Turn the power switch on, count to 25 and turn it off. Check the 9-49 of vial of water. Charge again and again, and check 9-49 after each charge. When the intensity of the vial of water has reached 750, use the ReAgent you have created to treat specimen on 22-11 and treat it to 0. Put the Reagent, which you should number and list in your ReAgent file, and not that its function is to treat out stress. In treating specimen, check intensity of 22-11 every 30 minutes. Treat to 0 (zero).

(C) Dr. T. Galen Hieronymus

DISEASES OF FEED LOT CATTLE

SHIPPING FEVER-

Stress due to cold, hunger, loss of appetite, weariness, fear, and disorientation. Significantly reduces cattle's resistance to bacterial and viral infections.

SYMPTOMS-

Fever	85-85; 23-23; 83- Find 3-61 low T to increase
Depression	48-51
Nasal Discharge	9-96; 96-51; 16-51
Loss of Appetite	
Coughing	5.5-; 87-; 88-; 13.5-37 14-37; 31.5-8; 14.5-37 14.5-13.5; 7.5-14.5

Check the 9-49

Check for Fever: 83-42; 85-85,

Depression: 41-58,

Nasal Discharge: 32-51; 3.5-51;
68-53; 3.5-53;

Check also 3-61. If it is low,
treat on rate to increase 78-51

REAGENT: Neutralize a bottle of water. Stand it on the plate of the Analyzer. Set the dials on 3-7.5 Turn on Power Switch. Count to 25. Turn off the Power Switch. Put vial of water into well and measure the intensity of 9-49.

Return the bottle to the plate and dials to 3-7.5 and charge again by turning on Power Switch and counting to 25. Turn off. Measure the 9-49. When the intensity of the vial of water reaches 600, use it as a reagent to treat nasal discharge rates to 0.

© Dr. T. Galen Hieronymus

ESTRUS CYCLE OF COW

In cattle, puberty varies with the breed and with nutrition. Puberty occurs usually when the heifer is about two-thirds of its adult body size, measured by height and length, rather than weight.

The Estrus cycle length averages 20 days for heifers and 21 to 22 days for mature cows. The Estrus period in a cow is defined as the time she will stand when mounted by a bull. This period averages about 18 hours in both dairy and beef cows. This is somewhat shorter in heifers. The normal range is from 12 to 24 hours.

Ovulation normally occurs about 10 to 15 hours following the end of estrus in a cow.

Rates for Cows

Vagina	18.25-81.5
Bovine Ovary	14.5 -54
Corpus Luteum	22.5 -54.5
Mammary Gland	52-62.75
Cystic Ovary	58-54.5
Uterus	53-61

(C) Dr. T. Galen Hieronymus

ARTIFICIAL INSEMINATION

Cows that come into "standing" heat in the morning are bred the same afternoon. Cows that come into "standing" heat in the afternoon are bred the next morning. A cow in "standing" heat will stand when mounted by a bull, a steer or another cow.

Bleeding from the vulva occurs in a high percentage of heifers and cows one to three days following the end of estrus. This phenomena is called "metestrous" bleeding and if breeding is done at this time, conception rarely takes place. If breeding takes place at the proper time, fertility and conception are not impaired because of "matestrous" bleeding.

© Dr. T. Galen Hieronymus

FOR TREATMENT OF ANIMALS

Bang's disease	56-; 10-; 18-
Bowels-hard dry stools	13-90; 9-96
DDT-poison in bees	48-; 7.5-29
Ear	
infection	29-39
ache	9-69; 8-68
mites	9-50; 9-47.5
otitis externa	38.75-24.75
wax	4-6
deafness	20-10; 20-55
Eyes	
bloodshot	55-19
congestion	19-33
cornea	24-33.5
lid-styes	-79
lid troubles	88-79; 14-79
nerves	-11.5
pinkeye	30-60
glaucoma	91-74
skin	39-45; 3.75-3
strep	60-18
styes	34-; 8-; 14-79
watery or weepy	38-19
Heartworm	15.5-25.5
Hookworm	2-100
Hoof & Mouth disease	38-61; 9-96; 40-89; 20-44.5
Mange	1.5-24.5
Mouth sores	11-81; 5-78
Parasites	Rgt. Lysine 10-88; 10-46
Pin worms	39-89; 38-12 Rgt. garlic
Rabies	22-25
Roundworms	39-89 Rgt. garlic
Skin cancer	30-1.5
Snakebite	3.5-3
Swelling	3.5-5
Tape worms	3-73; 3-75
Throat - sore,	
Jelly-like mucus	45-29 Rgt. Tetrocycline

(C) Dr. T. Galen Hieronymus

TREATMENT OF ANIMALS

Edema	43-43 6-17	3-82
(Stress effects) T heart		
Epsom Salts	6-	
Aqualithia	62-11 34-11	62-
Esperythronosis	34-29 35-92 30.5-29 30.5-95	81-23.5 15-29 6-29
Erysipelas	8-42	55-42
Foot Rot	72-81	2-25
Vit. A/D	60-12	25-
Iodine	9-25	25-21
Hyperglycemia		
Influenza	38-51 2- 68- 33-23	38- 14.5- 78- 6-23
Vit. C/D		
Aureomycin		
Chloromycetin		
Leptospirosis	34-82 83-82 29-31	19-82 60-82
Neomycin		
Mange	9-	1.5 -85
Mites		
Mastitis-Melritis		
Pneumonia	3-53 3-74	3-0 3-51
Sulfa	83-0	5-51
Pregnancy	76-79	

Treatment of Animals cont.

Veins - broken	68-97
Vitamins A	86-24
B	32-54
C	69-35
D	32-53
E	76-79
F	70-84
G	85-81
B-15	20-
Vomiting	10-32; 19-7.5
Water weight	6.5-17; 84-84
Worms	
hook	2-100
heart	15.5-24.5
pin	39-89
rectum	2-100; 3-52
in periosteum	89-49.5
round	39-89
tape	3-73; 3-75
trichinosis	90-37; 4-93
ring	80-71

© Dr. T. Galen Hieronymus

LOSS OF HAIR, HOOVES, FEATHERS, FUR, ETC.

These conditions are related to excess Selenium (35-79) especially prevalent in Alkaline soil. Selenium is Light sensitive, and is affected by hydrogen sulphide and ammonium sulphide. This results in loss of hair, fur, nails, hooves, (sulphur) and high levels of ammonia in urine (affecting efficiency of Kidneys). Usually in horses, the ankle bone will push through the flesh and hoof in the presence of a high selenium reading. Take horse off Selenium medication and treat out excess Selenium immediately.

© Dr. T. Galen Hieronymus

EYES

Eyes, Pain in	29-59 T/R
Eyes, Strep in	60-18 T/R (Use STREP treatment)
Eyes, Swollen	48-55 T/R
Eyes, Syphilis (Ocular)	20-33 T/R 20-55 w/reagents
Eyes, Turbidity of Fluid	00-87.5 T on XX-87.5
Eyes, Undulant	10-19 T/R
Eyes, Visual Center	33-23 T/R 00-11.5 T on xx-11.5 00-63 5 T on xx-63.5
Eyes, Vitreous Chamber	35-38.5 T/R
Eyes, Watery or Weepy	38-19 T/R
Eyes, from Eyedrops	03-06 T/R
Eyes, Staph and Strep	19-33 T/R

Eyes: Treat 03.75-02.75 to increase. Helped by 02-49, 42-19, 07-19, 03.5-19.5, 23-09.5. Most pathological conditions in the eyes respond to treatment on the rates. Check reagents to improve and speed up the treatment of conditions.

T = Treat

T/R = Treat on Rate

© Dr. T. Galen Hieronymus

SWINE ANATOMY

Caudal Mesenteric Artery	8.5 -18.25
Cranial Mesentary Artery	8.5 -71
Stomach	32-30.75
Duodenum	25-16
Jejunum	43-32.25
Ileum	49.5 -90
Cecum	8.5 -61.5
Coiled Colon	60.5 -64
Transverse Colon	64.5 -26
Descending Colon	90.5 -93
Rectum	92-95
Right Lobe of Lung	53.5 -74.5
Left " " "	71.5 -53.5
<u>STOMACH OF SWINE</u>	
Esophageal Region	69.5 -36.5
Cardiac-gland Region	44.5 -70
Fundic-gland Region	31.75-44.5
Pyloric-gland Region	62.5 -31.5
<u>KIDNEY OF SWINE</u>	
Outer Portion	84.5 -23.25
Inner "	84-23.75
Ureter Portion	19.75-13.5

© Dr. T. Galen Hieronymus

SWINE DISEASES

Abortion (Leptospirosis)		
Anaphylaxis		
Anemia		
Arthritis	31-	60-31
	31-31	63-
	8-31	34-31
	13-29	39-28
	14.5- 2.5	37-94
Atrophic Rhinitis in baby pigs	88-33	2-50.5
	14.5-37	48-51
	12.5-38.5	3-51
	55-51	
Bacterial Enteritis	2- 4.5	24-90
	19-12	
Black Scours	60-8	29-31
	24-90	35.5-97
	35.5-70.5	35.5-71
	62-	
Infectious Rhinitis	60-49	60-
	60-42	3-3
	8-3	95-85
	2- 1.5	3-51
	60-12	34-3
Clostridial	60-12	
Enteritis	60-22.5	
Porcine Lung Worms		
Dehydration		
Bloody Dysentery	56-	2-
Clostridial Enteritis	60-	
Detox Small Intestine	15-	
Rate for Detox	62-	4-23

© DR. T. GALEN HIERONYMUS

Salmonellosis	47-0	60-0
Isolite	8-0	60-35
Baby Pig Scours	60-0	2- 4.5
	62-0	57.5-0
	2-0	
Scours	62-	2- 4.5
	60-	
Neomycin	15-	
Septimeria	45-71	2.5- 2.5
Antibiotics	52-29	
Anaphylactic Shock	2-24	2-85
Smedi (Picornavirus)	34-79	2-34
	56-	
Stress	22-0	
Tail Biting	50-76	
Tetanus	22-41	3.75-24.5
	41-34	3-3
	2-100	41-81
Vitamin Deficiencies	85-43	
Worms		
Yellow Belly (Eperythrozoonosis)		
Parasites in liver and blood		

© Dr. T. Galen Hieronymus

SWINE

(Normal Boar)

Swine Genital Organs (normal boar)	95-32.75
Epididymis	46-48.5
Ductus Deferens	37.5 -28.5
Spermatic Cord	29- 6.5
Seminal Vesicle	47.5 - 9.75
Prostate Gland	20.5 -89
Penis	11-16.5

© Dr. T. Galen Hieronymus

ESTROUS CYCLE OF THE SOW

Sexual maturity in the gilt usually occurs about seven months of age. As in other species, it is delayed by an inadequate diet.

Length of Estrous Cycle. The average estrous cycle in swine is about 21 days, with a reported range from 11 to 41 days. A range from 18 to 24 days is considered normal.

Length of Estrus. The estrous period may range from 15 to 96 hours, with an average duration between 40 and 46 hours. The first estrus after weaning is usually longer and may average 65 hours; it occurs about 7 to 9 days after weaning of the pigs.

Many sows exhibit a nonfertile estrus one to three days following parturition. In nearly all of these animals, ovulation does not occur. It has been suggested that this heat may be caused by estrogen from some source other than the ovary.

Time of Ovulation. Ovulation occurs during the latter part of estrus about the second day of the cycle. At each period, 10 to 25 ova are shed, with an average of 16.4.

RATES FOR SWINE (SOW)

Oviduct	3.75-52
Uterus	23.5 -61
Vagina	68.5 -81.5
Ovary	37.25-54

© Dr. T. Galen Hieronymus

DISEASES OF SHEEP

Phosphorus Deficiency

87.25-76.5

Symptoms: In young growing sheep, from four months old, the bones do not develop properly. Sheep are light, thin, and coats are rough. Bones at frong of skull are thin, flexible and when pressed an inner layer of bone can be felt. This is the characteristic "double scalp".

Recommendation: Change to a better pasture. Feed a better quality hay which has been "cleaned" of all poisons (see Eloptic Feed Analysis Chart in manual.) Before moving, check for gastro-intestinal worms: 2-100, 3-73, 86-85, 39-89, 3-82, 3-73, 3-75, 61-78, 90-37, 4-93. If any of these rates are found, treat to zero.

T on 0-0, using Vitamin D as a Reagent. T on 0-0, using phosphorus sample as a Reagent. Check 9-49 and keep 9-49 high.

Rickets

68-71

T on rate plus Vitamin D as a Reagent.

Symptoms: Young lambs suddenly go lame. One or more legs start to bend at joints or in shafts of long bones. Affected joints will be swollen and painful.

Open Mouth Disease

77-21

8-81

11-81

Symptoms: Lambs cannot close mouth, so cannot graze properly. Lower jaw bone deteriorates, is easily bent and spongy.

T 77-21; 8-81; 11-81. Treat to 0.

T 3-9 to raise intensity. 89-70, Raise intensity by T on rate.

Sheep Diseases Cont'd

Use Calcium and Vitamins A, D and C as Reagents. Feed grind alfalfa pellets and dampen with warm water, plus liquid trace minerals and vitamin supplements until improvement in vitality and feeding is noted.

Cerebrocortical Necrosis (CCN)

54-10

A nervous disease associated with dead tissue in the brain of sheep. (DO NOT TREAT ON RATE)

Symptoms: Lambs or ewes wander in continuous circles or stand motionless. They also seem to be blind. In second stages they fall forward, throw heads back and kick legs. Legs may stiffen.

T on 22-10 to 0.

T 11-82 with Vitamin B₁

T 48-55 with Vitamin B₁

T 24-39 if found

This will require treatment on all these rates, 30 minutes daily until the 9-49 remains high.

Cobalt is a trace mineral. Sheep should have a certain amount available as a trace mineral supplement to their feed.

Lambing Fever

82.25- 4.5

Cause: Calcium Deficiency

Symptoms: Fatigue, no appetite, ears turn ice cold. Muscles in twitching spasm, staggering. Get down and cannot rise. Fast breathing. Final stages, bloated, constipation is common.

Treat with Reagent Calcium Boroglyconate on lambing fever rate. Scan thyroid and treat to raise the vitality of 6-81.

Calcium Borogluconate

66.5 -24

Lime applications to pasture may help prevent lambing fever.

© Dr. T. Galen Hieronymus

Sheep Diseases Cont'd

Hypo Magnesaemia 50.75-93.75

This is the result of a lack of magnesium.

Symptoms: Staggering, twitching muscles, grinding teeth, high 22's. The sheep froths at the mouth, falls in a fit, becomes comatose and dies.

In hypomagnesaemia, massive hemorrhages soon occur in heart muscle and in brain.

T on 29-30; 35.5-41; 86-4

Swayback 76.75-12.75

(Disease of newborn lambs)

Cause: Blood copper of Ewe is too low.

Effect: Brain damage in new born lamb, causing difficulty in standing after birth and no control of hind quarters.

T on 48-55 plus copper as Reagent.

T on 0-5 plus Trace Minerals Reagent

T on 0-10 " " " "

T on 0-15 " " " "

T on 0-20 " " " "

T on 0-30 " " " "

Border Disease 51.25-31

34-31

Cause: A filterable virus

Border disease in pregnant ewes produces conditions in which the virus affects the unborn lamb. Many times this results in the death of the fetus and abortion in later stages of pregnancy. If lamb is born alive, its coat is fuzzy with hairs and there is excessive coloring of skin. The baby lamb often trembles violently, except in sleep, with marked shaking in hind quarters and head. There is a further deterioration of condition, with diarrhea before death.

Check for virus, and treat out. Try 34-, 62-, 60-, 3-, 4-, 14.5-, 46-, 14.5-, 2-. Treat out

© Dr. T. Galen Hieronymus

Sheep Diseases Cont'd

virus found and locations -41, -11, -49. Check and treat daily until condition remains 0.

Pine Disease

21.75-32.75

This condition is a "wasting" condition affecting sheep. It is like pernicious anemia.

Cause: Lack of Cobalt in system, causing animal to be unable to manufacture Vitamin B₁₂ in system.

Emergency Treatment: Measure 9-49 vial of neutralized water. Set vial in instrument plate. Set dials on 72-84. Turn instrument on. Treat on 72-84 for 10 minutes. Turn off instrument. Put vial of water in instrument, check intensity of 72-84 in water. Treat specimen of sheep on 0-49, using vial of water as Reagent, for 30 minutes. Check 9-49 of specimen. Treat specimen on 50-76 for 30 minutes, using Vitamin B and Iron as Reagent.

© Dr. T. Galen Hieronymus

ESTROUS CYCLE OF THE EWE

Puberty usually occurs the first fall at four to 12 months of age if the ewes are well fed.

Breeding Season. The ewe is probably the best example of a seasonally polyestrous animal, with a long period of anestrus followed by a breeding season that may vary from 1 to 20 consecutive estrous cycles. The length of breeding season appears to be related to the severity of climatic conditions under which the breed developed. In severe climates, a suitable lambing period is restricted and consequently the breeding, or sexual, season is likewise restricted, so that lambing occurs only during the favorable time (Scotch Black Face is an example of such a breed). Breeds developed in milder climates may lamb successfully over a longer period, so the breeding or sexual season is also extended (example: Merino sheep).

Length of Estrous Cycle. The average estrous cycle in the ewe is between 16.5 and 17.5 days. Unusually long or unusually short cycles tend to appear during the early and later parts of the sexual season, rather than during the middle part.

Length of Estrus. Duration of estrus averages about 30 hours. It has been reported to range from 3 to 84 hours, but most ewes will accept a ram during a period of 24 to 48 hours. The ram may be attracted both during proestrus and metestrus as well as estrus, but the ewe will accept him only during the actual estrous period.

(C) Dr. T. Galen Hieronymus

SHEEP REMEDIES

Pregnancy Toxemia

78.25-10.75 (

Check 3-37. Treat out 78.25-10.75 to raise 3-37.

Pregnancy Toxemia is caused by poor nutrition, verging on starvation. Usually the disease occurs when the food deteriorates during the final two months of pregnancy. It happens many times when the flock is on poor pasture with little or no supplementary feed, or in severe weather when pasture is covered with frost or snow.

If the Ewe isn't getting enough food to eat she uses up her sugar reserves. Blood sugar levels drop. Then the body fat is broken down, producing ketones. They accumulate in the blood, producing symptoms like those of excessive alcohol.

Symptoms:

The Ewe's actions are slowed. She acts "stupid". Then the head is carried in an odd or unnatural position, to the side, held high or dropped low. There is poor appetite and ewe is constipated and cannot stand. Death occurs in 1 to 6 days.

Good leaf hay, plenty of water. Treat "chemicals" or 37's out of blood. Treat on Pregnancy Toxemia rate with concentrated vitamins and minerals.

Rates for Sheep (Ewe)

Ovary

48.75-54

© Dr. T. Galen Hieronymus

FIRST AID FOR CATS AND DOGS

HOMEOPATHIC RATES FOR TREATMENT ONLY.

Arnica 6x 14.25-68.5

For injuries, pain relief, etc.

Chamonilla 6x 53.5-24

For fits in kittens and convulsions in puppies.

Ferrum Phosphate 6x 49-96

For fever and inflammations.

Ipecachuanha 3x 45-16

For vomiting and nausea.

Kali Phosphate 6x 30.5-96

For nervousness, wakefulness.

Ledum 6x 25-40

For bites, animal and insects.

Natrum Mur 6x 28-27.5

For itchy, oily skin.

Natrum Phosphate 6x 28-96

For a tendency to worms.

Nux Vomica 3x 33.25-88.75

For indigestion and constipation.

Podophyllum 3x 9.5-34.5

For diarrhea.

Silica 6x 89.5-91.5

To promote discharge from abscesses and wounds.

© Dr. T. Galen Hieronymus

ESTROUS CYCLE OF THE BITCH

The appearance of the first estrus varies considerably between breeds and also between individuals within a breed. The smaller breeds may attain puberty as early as 6 to 8 months, while larger breeds may be 1½ to 2 years old before the first heat.

Length of Estrous Cycle. The dog is a monestrous animal with a variable period of anestrus between estrous periods. While the bitch is commonly considered to come in season twice a year with approximately 6 months between heat periods, the interval averages between 7 and 8 months. The length of the anestrus period may vary from 4 months in small breeds to 8 months or more in large breeds. The estrous cycle itself is much less variable, with an average proestrus of 9 days, estrus of 9 days and metestrus of 80 to 90 days. Some authorities consider metestrus to be limited to the early luteal phase, while the bitch is still receptive to the male. They consider diestrus to continue from the loss of sexual receptivity.

Length of Estrus. Estrus may range from 5 to 19 days, with a higher conception rate occurring in bitches with estrous periods that last from 5 to 10 days and a much lower conception rate in those extending from 17 to 19 days.

Time of Ovulation. The bitch appears to ovulate spontaneously during the first three or four days of true estrus. It is not known whether all follicles ovulate at one time or whether ovulation is a continuing process during the early part of estrus.

Time of Breeding. During proestrus the vulva

© Dr. T. Galen Hieronymus

swells considerably, and a more or less moderate flow of blood occurs. The advent of estrus can be definitely determined by the willingness of the female to accept a male. At this time, the flow of blood decreases.

© Dr. T. Galen Hieronymus

HOMEOPATHIC RATES

Acid Lact.	31-54
Acid Nitric	31-42.5
Acid Phosphorus	31-96
Acid Picrin	31-28
Acid Sulphate	31-16.5
Aconitum	18.75-16.5
Aconitum Nap.	18.75-11
Aconite	7-87
Adonis Uernalis	17.75-41.75
Aesculus	31.5 -12
Aesculus Hipp.	13.5 -59.5
Aethusa Cynap	20.75-71
Agaricus	28-66.75
Agnos Castus	7.75-41
Aletris Foetida	10.75-65.5
Allium (red onion)	63-82
Alumina (onion)	16-77
Ammon Carbonate	41-60
Ammon Bromate	41-22
Anacardium	15.25-49.5
Antim Arsenic	39.25-25.75
Antim Crudum	39.25-27.25
Antim Tart.	39.25-46
Apis (honey bee)	36.25-40
Apis Mel.	36.25-59.25
Aplum Virus	4-57.5
Apomorphin	84.75-53
Aranea Diadema	11-58.25
Argentum	18.25-99.5
Argentum Nitric	18.25-83.5
Argentum Caps.	18.25-44.5
Arnica	14.25-68.5
Arnica Montana (leopard bone)	14.25-34
Arsenic	14-52
Arsenic Album	14-34.5
Arsenic Iodum	14-31.75
Aethiops Antimonials	42- 7.5
Alfalfa	42-91
Apocynum Cannabinum	47.25-38

© Dr. T. Galen Hieronymus

Arsenicum	24-57
Arsen Album	24-57.25
Arsen Iodate	24-30
Arsen Iodum	24-31.75
Artemisa Valg. (wormwood)	11.5 -48.25
Aurum	27.5 -24.75
Aurum Arsenicum	25.5 -39.5
Aurum Carbonica	25.5 -60
Aurum Iodide	25.5 -30
Aurum Iodum	25.5 -31.75
Aurum Muriaticum	25.5 -27.5
Aurum Natural Muriaticum	25.5 -25
Avena	16.75-19.75
Avena Sativa	16.75-12.5
Aloes	3-28
Aqualithia	37.5 -42.
Barium Iodide	88-30
Barium Muriaticum	88-27.5
Baryta Carbonica	5.5 -60
Baryta Muriaticum	5.5-27.5
Belladonna (deadly night shade)	34.5 -42.25
Berberis	10.75-37
Berberis V. (barberry)	10.75-15
Benzoic Acid	6.75-35.75
Bismuth	38-31
Bovista	20-29.25
Bromum	62-48
Bryonia	30-60.5
Bryonia Alba. (white bryony)	30-57
Buchu	64-19
Baptisia	12.5 -19
Bacillinum	31-52.5
Bellis Pernnis	55.75-28.5
Carinosinum	37-27
Calcareum	23.5 -53.5
Calcarea Phosphate	11.5 -43
Cadmium Sulphate	34.75-16.5

Calcium	24-84
" Arsenate	24-17
" Carbonica	24-60
" Fluorite	24-22
" Iodide	24-30
" Iodum	24-31.75
" Phosphate	24-96
" Silicon Fluorine	24-23.5
Calendula (marigold)	42-23
Calendula (officinalis)	42-65.5
Camphor	2-69
Camphora	49.5 -34
Cantharis (spanish fly)	28.5 -42.5
Capsicum	32.25-58.75
Carbo Vegetavillis (vegetable charcoal)	12.5 -76
Carduus Marialicum	68-27.5
Caalophyllum	31.5 -50
Causticum	22.5 -60
Ceanothus Americ	27-52.5
Chenopidium	75.5 -10.5
Cheldonium (celandine)	25.25-35.5
Chamomilla (camomile)	53.5 -24
Chimophila	64.25-34.25
China	49-14
Cholesterinum	11.5 -41.75
Chinn Arsen	19-25.25
Cimic	35.5 -55.75
Cimicfuga (black cohosh)	90-68.5
Cina	34-54.25
Cobra	1.5 -18
Coffea	27.5 -37.25
" Crudum	27.5 -37.25
Cocculus	8.5 -14.75
Colchicum	12-14
Colocynthis	10.5 -61.75
Chionanthus Virginice (fringe tree)	5-63.5
Crotalus Horridus	1-23
Conuim	30.25-37.5
Cohvallaria Maiel	29.5 -8
Colloidal Sulfate	13-16.5

Crataegus (hawthorne)	9.75-31
" Oxygen	9.75-26.5
Crocus	12-27
Cuprum	11-70.25
" Phosphate	11-96
" Sulphate	11-16.5
Cactus Grandiflora	31-36.5
Dioscorea (sundew)	12.5 -43.5
Distemperinum	34-31.75
Damiana	99.5 -41
Daphne Indica	24.5 -41.5
Digitalis (foxglove)	58.25-55
Digitalis Purple	50.25-41.25
Dirca	44.75-21.25
Dulcamara	37-23.75
Echinacea	32.5 -99
Electricitas	39-89.75
Equisetum	42.75-47.5
" Perfect	42.75-47
Erigeron	24.25-37
Eupatorium Purple (boneset)	21.75-41.25
Euphrasia	28.5 -24.75
Euphorbia Corollate	24-35.75
Europium	8.75-57
Ferrum	49-27
" Arsenicum	49-39.5
" Acid	49-26
" Hydroxide	49-11
" Iodum	49-31.75
" Bichromate	49-40.75
" Metallicum	49-12
" Muriaticum	49-27.5
" Picricum	49-52
" Phosphate	49-96
" Sulphate	49-16.5
Filix mas.	52.75- 8.75
Formic Acid	26-26
Fucus Vesical	57-76.25
Fuligo	42.5 -69.25
Fumaria (fumitory)	34.25-43.75

Gelsemium (yellow jasmine)	70.5 -42
Gentian	26-38.25
Glonoïn	81.25-29.75
Gloline	32-11.75
Graphite	8.5 -11
Grindelia Rob	28.25-50.5
Hamamelis	47.75-17.75
" Virgin	47.75-10.5
Hamlus Lup	29.5 -60.25
Helleborus Niger	18-37.75
Hekla Lava	37.75-45.75
Hepar Sulphate (Ca. Sulphide)	6-44.75
Hydrangea	12.5 -63
Hydrastia (Golden Seal)	15-31.75
" Muriaticum	15-27.5
Hypophysin	26-31
Hypericum Perforatum (St. John's Wort)	21.5 -41.5
Haliverol	36.75-19.75
Hypseyamus	30-22
Iodine	80-91
Ignatia (St. Ignatius' Bean)	13-51.5
Inula	59.25-73.25
Influenzinum	2-45
Iodum	38.75-41.5
Ipechchuanha	45-16
Iris Flor.	37.5 -27.5
" Versic	37.5 -66.5
Jaborandi	84.5 -62.75
Juglans Reg.	39.25-50.5
Kali Antimart	30.5 -51.5
" Arsenicum	30.5 -39.5
" Bichromate	30.5 -77
" Bromate	30.5 -51
" Carbonate	30.5 -60
" Chloride	30.5 -99.25
" Chlorine	30.5 -93
" Iodum	30.5 -31.75
" Hypophosphate	30.5 -5
" Nitric	30.5 -42.5

Kali Permanganese	30.5 -36.75
" Phosphate	30.5 -96
" Silicate	30.5 -53.25
" Sulphate	30.5 -16.5
" Silicone	30.5 -16.75
Kalmia	11.75-13.5
Kreosotum	5-41.5
Kali Mur.	30.5 -27.5
Kyloic	48-39.5
Lachesis	21-24.75
Ledum	25-40
" Phosphorus (marsh tea)	25-96
Laurocerasus	18.5 -54.5
Lithium	51.25-46
" Carbonate	51.25-60
" Benzine	51.25-30
" Muriaticum	51.25-27.5
" Phosphate	51.25-96
Lobelia (Indian tobacco)	13.5 -18.75
Lycopodium	66-29
Lycopus Virus	28-26
Maculatum	23.25-13.5
Magnetis Polus Arcticus (North Pole of Magnet)	8- 6.5
Magnetis Polis Australis (South Pole of Magnet)	1-12
Magnes. Phosphate	12.5 -96
" Sulphate	12.5 -16.5
Magnesia Mur.	28.75-27.5
" Phosphate	28.75-96
" Sulphate	28.75-16.5
Manganese Sulphate	73-16.5
Marcrocin	2.5 -39
Mentha Pip.	18-12
Mercurius	33.75-54
" Corrosivus	33.75-43.25
" Binoid	33.75-40.5
" Sol.	33.75-8
" Viv.(quicksilver)	33.75-24.75
" Praec.	33.75-67
Medhrrhin	0-24.75
Mezereum	33.5 -7

Moschus	43.25-28.25
Murex	24-26
Myosotis	92-49
Natrum Arsenicum	22.25-39.5
" Bicarbonate	22.25-27
" Carbon	22.25-35
" Bromum	22.25-88
" Hyposulphate	22.25-26.75
" Muriaticum	22.25-27.5
" Phosphate	22.25-96
" Sulphate	22.25-16.5
Naphthalin	15-39
Naja Trip	27-77
Nitric Acid	42.5 -27.5
Nux Mos	8.75-53
Nux Vomica	33.25-88.75
Oleander	13-54.5
Oleum Crotonis	82.5 -23
Oophurinum	17-42
Orchitinum	24.25-28
Orchitine (male)	31-27
Ovarin (female)	20-40
Opium	27-50.75
Paconia	12.25-30
Pancreas	30-34
Parched Rye	11-22.5
Pareia Brav.	32-29
Palladium	29-28.25
Passifora Incarnate (passion flower)	19.5 -42
Phenophthalein	44-56.5
Phosphorus	92-62
Phosphoricum Acid	92-96
Phytolacca	4.48-75
Philocarpus	32-51.75
Picric Acid	30-26
Plalinum	39-58
Platina	32-25.25
Placenta	86-36.5
Plumbum	67.75-26
" Accet.	67.75-10

Podophyllin	9.5 -34.5
Populus Tremal	87-97.5
Pothos Foetida	42.5 -45.75
Posorinum	50 72
Pulsatilla (windflower)	14.5 -43.5
Pyrogen	32-22.5
Padma	59.75-26
Radium Bromate	83-68
Ranunculus Bulb	40.5 -33
Rana. Bufo.	40.5 -30
Rhododendron	4-64
Rhus Tox.	32-20.75
Rubia Tinctor	29-25.5
Rumex C (french sorrel)	56.5 -27
Ruta	92-15
" Grau. (rue)	92-81
Rhino-Antipeol	57-72.25
Selenium	35-79
Sabal Serr.	59.75-12
Sambucus Niger (European elder)	4.25-61.25
Sanguinaria	69.5 -40.25
Santonium	23.5 -55
Sarsaparilla	18.5 -44.5
Saw Palmetto	67-31.5
Saxifraga	35-88
Scilla Maritima	23.5 -25
Scoparium	34.5 -32.5
Scrofularia (nod)	27-11.5
Secale	15.5 -31.5
Sepia	18.5 -11
Silicea	89.5 -91.5
" Marina	89.5 -4
Skookum Chuck	2-26
Soda Bicarbonate	21-45
Spigelia	12-46
Spiraea Ulmaria	18.75-29.5
Spongia	31-46.5
" Tosta (roasted sponge)	31-34.5
Stannum	44.75-26.25
" Iodum	44.75-31.75
Staphisgria	34-29

Strontium	35-30
Strontium Iodum	61-31.75
" Carboniec	61-43
Strophantus	33.5 -23.25
Sulphur	77-94
" Iodum	77-31.75
Sumbul	30.5 -25.25
Succinum	34-17.5
Surrenal	27.75-23.5
Symphytum (comfrey)	23-25
Scirrhinum	19-52.5
Tarentula Cubensis	39.5 -21.25
Tartar Emetic	19.75-46
Tabacum (tobacco)	27-35
Tanacetum Valg. (tansy)	37.5 -48.25
Teucrium Marum	35.5 -69.75
Tellurium	42-52.5
Terebinthina (turpentine)	59.5 - 4.5
Teucrium Scorodonia	27.25-36
Theridon	24.25-29.25
Thlaspi	13.75-25
Thuja	1.5 -18.75
Thymusinum	14.75-11.5
Thyrodinum	8.5 -9
Triticum	3.25-36
" Rep.	3.25-49.75
Tubercalinum	20.25-51.5
Uranium Nitric	15.5 -27
Urtica Uren	37.25- 4.5
Vaccinum	26.5 -29.25
Valeriana (valerian)	10.75-26
Vanadin	22.25-10.5
Verbascum (great Mullin)	6.5 -37
Veratrum Alb. (white hellebore)	6-54.5
Veg. Carbon	10-56
Vespa Vulg.	21.5 -48.5
Viburhum	78-20
Vipera Berus	36.5 -69.5
Viscum Alb.	8.5 -34.5
X-Ray	88-30
Yerba Santa	20.75-41.5
Yohimbinum	47-91

© Dr. T. Galen Hieronymus

Zinc	53-41
" Phosphate	53-96
" Metallicum	53-92
Zincum	34-43
" Metallicum	34-92
" Val.	34-40
Zingber	22-38.25

© Dr. T. Galen Hieronymus

HERBS

Bee Pollen (energy)	22.75-31.75
Mineral Oil	64.5 -34.75
Olive Oil	38-45.75
Clove Oil	40-49.5
Leaf Mold (Oak)	43-94
Chlorophyll-Comfrey	33.5 -58.5
	23-25
Boric Acid	59.75-39.5
Peppermint Oil	41-65
Wintergreen Oil	46-56.25
Marijuana	36.5 -67.75
Plaintain	45-92
Brogamint	39.5 -47.5
Blueberry	81-30
Red Raspberry	56.5 -37.25
Parsley	45.5 -54.25
	2- 1.5
Poke Root	67.5 -31.75
Corn Silk	19.5 -62.5
Red Sorrel	12.25-49.5
White Clover	28.5 -45
Red Clover	57-71.5
Catnip	52-64
Pyrethrim	13-59
Nettle Leaves	38.5 -48
Sassafras Root Bark	38.75-51
Yarrow Flowers	41.75-92.5
Wormwood	44-57
Castor Beans	43.75-61.75
Pennyroyal Oil	42-84.5

(c) Dr. T. Galen Hieronymus

AMINO ACIDS

All Amino Acids Listed	24-21.25
Alanine	38.5-27
Arginine	18.25-21.5
Asthreonine Acid	15.5-26.5
Aspartic Acid	47.75-35.25
Cystine	38.75-38
Glutamic Acid	22.75-31.25
Glycine	35.75-45
Histidine	34-29.25
Hydroxyproline	28.75-8
Hydroxyglutamic Acid	21.25-14.75
Isolucine	19.75-29.75
Leucine	16.25-29.25
Lysine	23-23.75
Methionine	13.5-18
Norleucine	36.25-25
Phenylalanine	21.25-23.75
Proline	30.75-26
Serine	29.75-17
Threonine	14.25-27.25
Tryptophane	20.75-10.5
Tryosine	24.25-29.75
Valine	14-25.5

© Dr. T. Galen Hieronymus

ORGANICS

Basic G	48.5-71.5
Mushroom waste	54-69.5
Volcanic Ash-Colorado	65.5-54.5
Rice Hulls & Sand, Mushroom base	71-64
Sodium Thiosulfate	50.5-71.5
G&H Grass & Leaf Hopper Killer	57.5-79.75
Basic H	48.5-71.5
Bacterial (before plowing for O.M.)	48-84
BD Compost Starter	29.25-72
Leaf Mold - Oak	43-94
NTC Bio-Activator (composter)	24.75-49.5
Kelp Meal	50-66.25
Worm Casting	52.5-61
Erth-Rite	37.5-55.5
PentA-Vate	44.5-67.5
Diatomaceous Earth	41.5-71.25
Seaweed	52.5-77
Agrispon (soil inoculant)	41.5-61.5
Nitrozyne (plant growth regulator)	48.75-57
Greensand (K)	46.5-76.75
Granite Meal (K)	38-53.5
Fish Mold	52.5-69
Marigolds-Yellow blossoms	31-52.5
Marigolds-Orange blossoms	53.5-52.5
Leather Meal 10-0-0	41.25-93.25
Medina	33-60.25
Calcium Carbonate	39.75-53.25
Dolomite Lime 35% MG	45-67
Gypsum	40.75-41.5
Calphos	29.25-53
Sul-Po-Mag	20.5-73.25
Alaska Fish	43.5-54
Bone Meal 1-11-0	18-33.75
Dried Blood 10-0-0	42.75-54.25
Cottonseed Meal 6-1-1	31-44.5
Calcium Phosphate 2 to 1	34.25-32
Planters II	31-58
Clod Buster	55.75-38.5

ORGANICS

Vit. C (Na. Ascorbate) Animals	25-29.5
Inc-Con (a whey blend)	20.75-27
Molasses	18.75-17
Dl-Cal.	27-18
Custom Vit. Premix Dairy	62.25-23.5
Custom Trace Minerals Premix Dairy	59-46.5
Agri-Serum	33.5 -24.25
Markcane Water (Texas)	15-7
Brazilian Crystal 2.1 gm.-10.5 ct.	22.5 -43.5
Petalite li. Crystal	42.75-52
Tourmaline li. Crystal	46.5 -59
Tryphane li. Crystal	58-52.5
Konzite li. Crystal	48-48.5
Lopidolite li. Crystal	58.5 -58.5
Lithium Crystal--pink	76-28
Lithium Crystal Epidote--Mexico	45-58.5
Black Tourmaline	77-10
Odd Pink Li. Crystal	47-44.5
R-47	53.5 -32.25
Aqualithia Tellurium Water	42-52.5
Polyolithionite-li-crystal	75.5 -91
Amblygonite-li-crystal	35.5 -87.75
Hiddenite-li-crystal	91.75-62.5
Smoky-li-quartz	85.5 -51
Li-quartz	62.25-57
Sonic Bloom	54-64.5
Black Willard Water	65.5 -68.5
Soluable Lignite	25-53.25
B-D Preparations # 500	77.5 -81
	38.5 -32.5
B-D Preparations # 501	9.25-50.25
	35-39
" " # 502	41.75-92.5
	25-34
" " # 503	15-38.5
	37-33.5
" " # 504	38.5 -48
	47-34.5
" " # 505	24.25-36
	43-38

B-D Preparations #506	28.25-38.75
" " #507	52.5 -41.5
" " #508	38-43
	48.5 -38
	42.75-47.5
	69.5 -48
Cow Manure	61.75-51.75
Poultry Manure	56.5 -37.25
Horse Manure	49.5 -58.5
Pig Manure	68.5 -58.75
Hog Manure	28.5 -30.5
Rabbit Manure	
Irish Peat	43.25-26
General Peat 27-37.75	27-37.75
Sphagmun Peat Moss	51.5 -77
Wood Ash	30-41.5
Leaf Mold	43-94
	38.75-30
Dr. Willard's Water	24.25-36
	12.5 -37.75
Alfalfa 7½ gr.	42-91
New Volcanic Ash 25%	40-26.5
Vita Pro	20-37
B-D Composted Chicken Manure	30.75-25
Cage chicken manure w/volcanic ash	5.5 -52
Lenardnite 80% Carbon	22-10.5
RL 37 90% Carbon	26-25
Anti-drought fungus	14-46.75
Bentonite	30.25-34.75
Golden C	5.5 -52
	41-41
	28-49
Very fine carbide 95% C.	20-42
Regular carbide	44.75-54.75
Fiber	22-13.5
Universal Cosmic Energy	39-37.5
Ultimate compound	51.25-46
Nitron enzyme	27-29

© Dr. T. Galen Hieronymus

CHICKENS AND OTHER FOWL

E Coli Infections	17.5 - 9.5
Eye Disorders	
Grey Eye	19.5 -16
Ammonia Blindness (kerato-conjunctivities)	
External Parasites	
Feather Mites	20.5 -10.25
Fowl Pox	
Wet Fowl Pox	55-45
Dry Fowl Pox	7.5 -34.5
Hemorrhagic Conditions	49-42
Hepatitis	
Avian Vibrionic Hepatitis	8.25-29.25
Laryngotracheitis	34-16
Visceral Leukosis	11.5 - 4.5
Neural Leukosis	4.5 -11
Osteopetrosis	21.5 -16
(lymphomatosis form in bone)	
Aspergileosis (Brooder Pneumonia)	12.25-3
Blackhead	52.25-24
Blue Comb	29.5 -15
Botulism	
Bronchitis	37-36.5
Cholera (Fowl)	9.5 -18
Chronic Respiratory Disease	14.5 - 7.25
Coccidiosis	
Coccidia	19.75-15
Eimeria Acervulina	19.75-14
Eimeria Tenella	19.75-33.5
Eimeria Necatrix	19.75- 3.5
Eimeria Maxima	13.5 -19.5
Eimeria Hagami	8- 9.5
Eimeria Brucetti	35-19.75
Eimeria Praecox	35-18
Eimeria Mites	7.75-18.5
Coryza (Infectious)	3.5 -51
Dermatitis	8-42
Epidemic Tremor (Avian Encephalitis)	46-11

CITRUS RUST MITES

Citrus Rust Mites 11.25-47.25

This rate is for identification purposes.

Rust mites reduce citrus value and market quality. The mites cause stunted growth and deformed fruit. Citrus mites are very small, lemon-yellow, wedge shaped insects. They may be seen plainly by the use of a 10/power magnifying glass. Heavily infested fruit appears to be dusty or fuzzy. The fruit leaves and tender new shoots are infested, causing leaves to lose gloss and drop off tree. The rust mite can mummify fruit.

© Dr. T. Galen Hieronymus

SOY BEAN SUDDEN DEATH SYNDROME

Soy Bean Sudden Death Syndrome 64.5-9

Plants are environmentally stressed by drop in temperature before June 15th. The Soy Bean Sudden Death Syndrome features yellowing of foliage, dropping of leaves, stems remaining on plant. The Soy Bean Syndrome is usually found where high infestation of cyst nematodes is prevalent, with resulting pod abortions. Stunted plant growth is associated with nematode activity.

Recommended Reagent: F-89

Check for nematodes:

39-89
2-100
15-42
12-27
6.5 -11
7-13
2.5 -43
48-13
7.5 -2
82-9
3-73
2-95
52-58.5
13-4

Treat on rates found with Reagent F60.

© Dr. T. Galen Hieronymus

TEAS

To make teas, you will need one full ounce of dried herb (28 grams) and 1 pint of distilled water, 16 Fl. Ounces.

Infusion - steep herb in boiled water decoction 20 minutes. Simmer on Low heat for 10 minutes to 1 hour.

Ant-Acids

Comfrey leaves
Comfrey root
Mullein
Hops
Flax Seed
Red Raspberry
Slippery Elm
Wood Betony

Antibiotics

Chaparral, hops, golden seal, myrrh, Ehinacea
Juniper berries, garlic, rosemary, thyme

Anti-Catarrhals

Angelica, Anise, Bayberry, Bistort, Cayenne,
Coltsfoot, Garlic, Irish Moss, Longwort, Raisins,
Wild Cherry, Cranesbill, Cubelis, Elcampane,
Figs, Flax seed, Ginger, Horseradish, Labelia,
Marsh Mallow, Tormentil, Yerba Santa.

Aphrodisiacs

Cloves, Damiana, False Unicorn, Kava Kava,
Saw Palmetto, Fennel, Fenngrell, Ginseng,
Sarsaparilla roots.

Deolistruents

Barberry (liver, gall bladder)
Culver's root (bowel)
Golden Seal (glands)
Gravel Root (Kidneys)
Hydrangea Root (Kidneys)
Plantain (Blood, Kidneys)

© Dr. T. Galen Hieronymus

Descutients (to dissolve growths & tumors)

Black Walnut, Burdock root, Chapparal, Red Clover, Gota Kola, Garlic, Devils Claw

Diuretics

Backache, Prostatitis, Sciatica, Kidney Stones, Bladder Ache, Scalding Urine, Gonorrhoea, Skin Eruption, Water Retention, Obesity.

Blackberry, Black Cohosh, Blue Cohosh, Bucho, Burdock root, Celery seed, Chaparral, Cleavers, Corn silk, Damiana, Dandelion, Eleconpane, False Unicorn, Fennel, Juniper Berries, Kelp, Miltletoe (American), Mullien, Pepsissenia, Rosemary, Saw Palmetto Shepards Purse, St. Johns wort, Uva Vusi, White Willow, Gota Kola, Gravel root, Hawthorne berries, Horse Radish, Horse tail, Hydrangea, Kava Kava, Marshmallow, Mistletoe (European), Parsley, Pleurisy Root, Sassafras, Senna, Squaw vine, Stone root, White Oak Bark.

Expectorants - loosens mucous

Chaparral, Coltsfoot, Comfrey, Elecampane, Ephedru, Fennel, Fenvgreek, Garlic, Nettles, Plantain, Thyme, Wild Cherry, Horehound, Horseradish, Hyssop, Licorieu root, Luhelia, Lungwort, Mullein, Myrrh, Parsley, Pleuresy root, Vervain, Yerba Santa.

Lymphatics

Black walnut, Chaparral, Dandelion, Poke weed, Ehinacea, Garlic, Oregon Grape root, Yellow dock.

Hepatics

Aloe Vera, Boneset, Elder, Yellow Dock, Dandelion, Carrot, Bayberry.

Nerves - Nervines

Catnip, Celery, Chamomile, Parsley, Peach husk, Pleurisy root, St. Johns wort, Vervain.

Stomachics Agrimo

© Dr. T. Galen Hieronymus

AntibioticsDouble Dial Rates

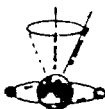
Achromycin	68.5 -4.5
Chloromycetin	55-56.5
Sulfadiazine	83.5 -33
Aureomycin	
Terramycin	
Gantrisin	80.5 -41.5
Erythrocin	
Salicilazo-Sulfapredine	28.5 -47
Penicillin	72.5 -15
Neomycin	3- 7.5
Sulfamerazine	57- 8.5
Ptholyl Sulfathiazole	11.5 - 5.5
Carbomycin	
Sulfanilamide	41-26.5
Sulfapyradine 3gr.	9-35.5
Succinyl-Sulpathiazole	72-86
Sulfaquanidine	36.5 -52
Sulfacetamide	93.5 -81.5
Tetracycline	81.5 -82.5
Oxytetracycline	91.5 -57
Sulfathiazole 7.7gr.	56-27.5
Chlortetracycline	20.5 -77.5
Sulfisoxazole	81.75-
Polycillin 500mg.	33.5 -66
Tetracycline HCL 500mg.	73-58.75
Pentazocine	20.25-30.5
Sodium Oxacillin	56.5 -78.5
V-Cillin-K	34.5 -43.25
Troleandomycin 250mg.	24.25-11.75
Streptomycin	
Streptomycin + Myleromin	76-24
Tetracycline Sodium and Acriflavine	16-40.5
Tetracycline Hydrochloride	21-31
Sulfathiazole + Quinine Sulfate	3.5 -34
Garamycin	10-5

• DR. T. GALEN HIERONYMUS

ADVANCED SCIENCES
RESEARCH and DEVELOPMENT CORPORATION, Inc.

Dr. T. Galen Hieronymus, Ph.D.
President

Dr. Sarah E. Hieronymus, Ph.D.
Secretary-Treasurer



P. O. Box 109
Lakewood, Georgia 3088
(404) 782-8347

ELOPTIC FEED ANALYSIS CHART

Name: _____ Date: _____

Remarks: _____

9-49	Energy			
61.75-88.25	Digestability			
39-82	Feed Assim.			
91-100	Protein Content			
52.5 -51.5	Mineral Imbal.			
48.25-48.25	Chemical Poison			
48.75-48.75	Metallic Poison			

9-49, 61.75-88.25, 39-82 should be high.

Mineral Imbalance, chemical poison and metallic poison should read 0.

To 100 - treat out.

Over 200 - treat out to = 0.

Do not refer to National, State or County averages.
This is an Eloptic Energy Analysis.

Ⓒ Dr. T. Galen Hieronymus

**ADVANCED SCIENCES RESEARCH & DEVELOPMENT
CORPORATION, INCORPORATED**

SOIL TEST # 1

Name: _____

Field No. _____ Specimen No. _____

Date: _____ Crop _____ Acres _____

Soil Type: Organic _____ Mineral _____ Sandy _____ Clay _____

Remarks: _____

General Vitality 9-49.....		
Water 61-17; 31.5-26.5; 24-12.....		
Humus 58.5-69.....		
Acidity 34-84.....		
Alkalinity 26-41.....		
Nitrogen 12-19.....		
Phosphate 92-62.....		
Sulfur 77-94.....		
Hydrogen 10-3.5; 57-88.....		
Carbon 47-32.....		
Oxygen 31.5-13.5.....		
Calcium 24-4.....		
Magnesium 27-13.....		
Potassium 71.5-64.5; 71.5-7.75.....		
Sodium 82-42.....		
Iron 49-27.....		
Manganese 24.5-30.5; 73-71.....		
Zinc 68-97; 53-41.....		
Copper 73-28; 75-32.....		
Boron 41.5-15.5.....		
Molybdenum 76.25.....		
Chlorine 37-93.....		
Selenium 46-18.....		
Rhodium 45.5-43.....		
Cadmium 19.5-61.....		
Aluminum 16-; 16-77.....		
Cobalt 72-84.....		
Beryllium 17-38.....		

(C) Dr. T. Galen Hieronymus

Silica 90-89; 89.5-91.5.....		
Iodine 80-91.....		
Lead 3-80.....		
Chromium 3-25.....		
Nickel 17.5-41; 24-56.5		
Chlorophyll 23-25.....		
Sugar 5-70.....		
Male Plant 37-94.....		
Female Plant 10-61.....		
Stress 22-.....		
Flacidity 77-.....		
Acid Rain 70.5-16.75.....		

© Dr. T. Galen Hieronymus

RADIATION ANALYSIS CHART--POISONS

Name: _____ Date: _____

Remarks: _____

Alcohol	3-76			
Aluminum	16-			
	16-77			
Animal Protein	20-57			
Arsenic	14-52			
Asbestos	6-29			
Aspirin	11-89			
	7.5 -14.5			
Bitter (spoiled toxins)	21.5 -24.5			
Black Mold	5.5 -			
	34-			
	35-			
	37-			
Bismuth	38-31			
Bismuth Subcarbonate	47-82			
Calcium	24-4			
Carbon Dioxide	54-			
Chemical Distrag	3.5 -6			
Chicken Flu	2.5- 8.5			
Chromium	21.5 -66.5			
	42-92			
Cigarette Paper	22-53			
	37-82			
Cobalt (radioactive)	72-84			
	47.5 -62.5			
Codeine	47.75-49			
Cocaine				
Copper	75-32			
Cosmetics	31.5 -8			
Dermeral	79.25-89.25			

Detergent	12.5 -4			
DMSO	3.25-82.5			
DDT	48-			
	48-85			
	48-6			
	48-50.5			
	62-47			
Nickel	41-			
	17.5 -41			
	41-26			
	41-13			
	24-56			
Nitrous Oxide	88-			
Nicotine	12-38			
Nitroglycerine	10-54			
Parathion	8.5 -			
	8.5 -48			
	30-50			
	55-18			
	4.75- 3.25			
Pastry (comm. preservative)	3.5 -24.5			
Pentelentiezol	49.25-96			
Plaquenil	98.5 -88			
PCB				
Phenobarbital	18-45			
Preuisone	4-41.5			
Potassium Bromide	71-65			
Ptomaine	4-100			
	47-32			
	10-32			
	4-78			
Quinine	10-23			
	15-23			
Radiation (radium)	12-38			
Atomic Bomb (gamma rays)	11-14			
	12-			
Cobalt Treatment	72-84			
	72-94			
Barium (x-rays)	88-30			
Burn, radio	80-49			
	10-15			

Reserpine	48.75-38			
Seconal	5-54			
Selenium	35-79			
Silicone	90-89			
Skin (toxins from)	15.5 -12.5			
Sulfur (ates-ites)	77.94-94.77			
Sodium	82-			
Sodium Benzocate	6.5 - 3.5			
Sodium Cocodylate	27-93			
Sodium Chloride	82-37			
Sodium Thiosulphate	2-50.5			
	48-51			
Sulfa	28-72			
Sulphanilamide	91-29			
Sulphathiazol	49-84			
Tannic Acid	8.5 -14.5			
Tobacco	12-			
	12-38			
	55-53			
Tea , from	13- 2.5			
Thorazine	96.25-			
	96.25-97-75			
Teflon	4.75-3.5			
Thithion	1.5 -12.5			
Tryrotrophin (TSH)	21.5 -66.5			
Weed Killer	2.5 - 4.5			
2-4D	12.5 - 2.5			
Turpentine	82-95			
Yellow Dye				
From Margarine	6.5 - 2.5			
Zinc	53-41			
Oxide	68-97			

© Dr. T. Galen Hieronymus

ADVANCED SCIENCES
RESEARCH AND DEVELOPMENT CORPORATION, Inc.

Dr. T. Galen Hieronymus, Ph.D.
President
Dr. Sarah E. Hieronymus, Ph.D.
Vice President



P. O. Box 169
Lawrence, Oregon 97137
(503) 747-4347

ELOPTIC FEED ANALYSIS CHART

Name: _____ Date: _____

Remarks: _____

9-49	Energy			
61.75-88.25	Digestability			
39-82	Feed Assim.			
91-100	Protein Content			
52.5 -51.5	Mineral Imbal.			
48.25-48.25	Chemical Poison			
48.75-48.75	Metallic Poison			

9-49, 61.75-88.25, 39-82 should be high.

Mineral Imbalance, chemical poison and metallic poison should read 0.

To 100 - treat out.

Over 200 - treat out to = 0.

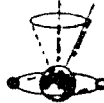
Do not refer to National, State or County averages.
This is an Eloptic Energy Analysis.

© Dr. T. Galen Hieronymus

ADVANCED SCIENCES
RESEARCH and DEVELOPMENT CORPORATION, Inc.

Dr. T. Galen Hieronymus, Ph.D.
President
Dr. Sarah E. Hieronymus, Ph.D.
Secretary-Treasurer

P. O. Box 109
Lakemont, Georgia 30552
(404) 782-8347

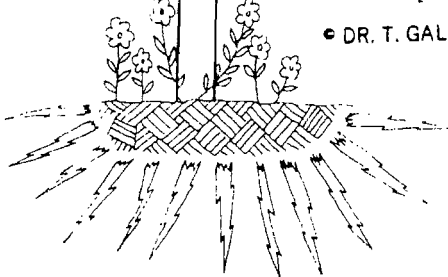


INSTRUCTIONS FOR INSTALLING A "GENUINE HIERONYMUS" COSMIC PIPELINE

1. Locate point near the center of the field, but out of the equipment traffic. The location is not critical to the function of the Cosmic Pipeline, nor is the orientation of the pipe head. Locate near the center.
2. Dig a "post-hole" to the depth of the painted section of the "bottom" piece of the instrument. (20" for the Small Cosmic Pipe and 24" for all other sizes.)
3. Install "bottom" section in post-hole and tamp lightly. (Be sure that the "ground-plate" is firmly in contact with the bottom of the hole.)
4. Fit the "bell" end of the top section together with the "top" of the bottom section. Press firmly together.
5. Attach enclosed wire to both terminal clips on the side of the assembled Cosmic Pipeline. (This wire connector may be used on a switch.)
6. The Cosmic Pipeline is now in operation.
7. Selected reagents may be added to the "well" located in the "Y" of the bottom section, as desired.
8. If livestock are, or will later be, present in the field it would be wise to protect the Cosmic Pipeline with a fence placed approximately three feet distant around the instrument.

NOTE: No batteries or electrical connections are need for operation.

© DR. T. GALEN HIERONYMUS



ADVANCED SCIENCES
RESEARCH and DEVELOPMENT CORPORATION, Inc.

AGRICULTURAL CHECK LIST

Name: _____ Date: _____

Remarks: _____

9-49	General Vitality								
34-84	Acidity								
26-41	Alkalinity								
16-	Aluminum								
16-77									
17-38	Beryllium								
41.5-15.5	Boron								
19.5-61	Cadmium								
24-4	Calcium								
47-32	Carbon								
37-93	Chlorine								
72-84	Cobalt								
47.5-62.5									
73-28	Copper								
75-32									
69	Humus								
10-3.5	Hydrogen								
57-88									
49-27	Iron								
27-13	Magnesium								
24.5-30.5	Manganese								
73-71									
	Molybdenum								
12-19	Nitrogen								
31.5-13.5	Oxygen								
92-62	Phosphate								
71.5-64.5	Potassium								
71.5-7.75									
45.5-43	Rhodium								
46-18	Selenium								
82-42	Sodium								
77-94	Sulfur								
61-17	Water								
31.5-26.5									
24-12									
68-97	Zinc								
53-41									

• DR. T. GALEN HIERONYMUS

ADVANCED SCIENCES
RESEARCH and DEVELOPMENT CORPORATION, Inc.

MISCELLANEOUS

Name: _____ Date: _____

Remarks: _____

76-90	Ammonium Nitrate 33.5%						
94-64.5	Calcium Nitrate 15.5%						
82-64.5	Sodium Nitrate 16%						
32.5 -42.75	Potassium Nitrate 44%						
61.75-51.75	Cow Manure						
49.5 -58.5	Horse Manure						
68.5 -58.75	Pig Manure						
28.5 -30.5	Hog Manure						
56.5 -37.25	Poultry Manure						
	Lime						

• DR. T. GALEN HIERONYMUS

ADVANCED SCIENCES RESEARCH and DEVELOPMENT CORPORATION, INC.

WATER POLLUTION TEST CHART

Name: _____ Date: _____
 Specimen No: _____ Irrigation Water _____ Industrial Runoff _____
 Remarks: _____

General Vitality	9-49							
Water	61-17							
Acidity	34-84							
Alkalinity	26-41							
Nitrogen	12-19							
Phosphate	92-62							
Sulphur	77-94							
Hydrogen	10- 3.5							
Carbon	47-32							
Oxygen	31.5 -13.5							
Calcium	24-4							
Magnesium	27-13							
Potassium	71.5 -64.5							
Sodium	82-42							
Iron	49-27							
Manganese	24.5 -30.5							
Zinc	68-97							
Copper	73-28							
Boron	41.5 -15.5							
Molybdenum	41.5 -50.75							
Chlorine	37-93							
Selenium	35-79							
Rhodium	45.5 -43							
Platinum	19.5 -61							
Mercury	16-77							
Cobalt	72-85							
Beryllium	17-38							
Silica	90-89							
Iodine	80-91							
Lead	3-80							
Chromium	3-25							
Nickel	17.5 -41							
Chlorophyll	23-25							
Sugar	5-70							
Acid Rain from water	70.5 -16.75							
Arsenic	2.75-18.5							
Asbestos	14-52							
Aspirin	38.5 - 7.5							
Barium	11-89							
DDT	88-30							
Lindane	48-6							
Malathion	6.5 -15							
Mercury	7.5 - 1.5							
Nicotine	92-99							
Parathion	12-38							
Polonium (radium)	8.5 -48							
Plutonium	12-38							
Radioactive Killer	82-42							
2-4-D	2.5 - 4.5							
Zinc	12.5 - 2.5							
	68-97							

ADVANCED SCIENCES
RESEARCH and DEVELOPMENT CORPORATION, Inc.

FERTILIZERS & FERTILIZER BASES CHECK LIST

Name: _____ Date: _____

Remarks: _____

46-26.5	N-Rich				
43.5 -74.25	N-Rich 26-16-7				
51-42	N-Rich 25-9-9				
31.75-27.5	M.A.P.				
63-93	Phosphoric Acid 85%				
94-64.5	Anionic-CAN03 15.5-0-0				
39-73.5	" Super Phosphate 0-20-0				
12.25-61.5	Cationic-Vinegar				
8.5 -14.5	Poor Soil Spray (Use Re in Spring)				
32-37	Nutritional-#1 w/nicotine S05				
	" #2 w/vinegar				
	" #3 w/Calphos				
28.75-42	" #4 w/Peters 15-45-5				
43-65	" #5 w/Peters 30-30-30				
	" #6 w/Peters 20-20-20				
	" #7 w/				
	" #8 w/				
	" #9 w/				
	" #10 w/basic "H"				
32.25-64.25	Poor soil w/ basic "H"				
59.5 -51	Anionic Ca. Hydroxide (triple)				
41.25-93.25	Leather Meal 10-0-0				
28.5 -62	NH ₄ , 50-4-20-0-0 Ergs Increase				
76-90	NH ₄ , No. 3-33.5-0-0 Ergs Increase				
33-60.25	Medina w/Seaweed				
35.25-57	Triple Super Phosphate 0-46-0				
39.75-55.25	Ca. Carbonate 98%				
45-67	Dolomite 35% mg				
40.75-41.5	Ca. SO ₄ -Gypsum				
29.25-53	Calphos				
20.5 -73.25	SulpoMag k-mag				
	Peters 15-45-5				
	" 30-30-30				
	" 20-20-20				
49.75-64	Urea 44-0-0				
43.5 -54	Alaska Fish				
18-33.75	Bonemeal				
32.25-41.75	Nitrate of Soda No. 2				
42.75-54.25	Dried Blood 10-0-0				
31-44.5	Cottonseed Meal 6-1-1				
34.25-32	CA. P2O5-2 to 1				
21-45	Bicarbonate of Soda				
29.25-51	Liquid Ca Hydroxide				
31-58	Planters II				
57-92.5	Nicotine S04 40%				
64-53	Hg. S04				
60.75-47.25	K-SO ₄ -0-0-50				
39-56	Fe-Chelate 10%				
40-49.5	Fe-SO ₄ 22.8%				
35.8 -57	Octagon Soap Bar				
36-92.5	Sea Water				
16-38.5	Magnesium Oxide MgO				
5.75-30.5	Hydrogen Peroxide 6%				
32.25-21.75	Sodium Oxalate				
47-94.75	Hydrochloric acid				
32.25-59	Sodium Hydroxide				
6.25-73.25	Thiocyanate				
26.5 -45.5	Cosmo (from England)				

© DR. T. GALEN HIERONYMUS

Table 2-4

The chemical elements

Elements	Chemical symbol	Atomic number	Approximate atomic mass	Year of discovery
Actinium	Ac	89	227	1899
Aluminum	Al	13	27	1827
Americium	Am	95	241	1944
Antimony	Sb	51	122	ancient
Argon	Ar	18	40	1894
Arsenic	As	33	75	1250
Astatine	At	85	210	1940
Barium	Ba	56	137	1808
Berkelium	Bk	97	249	1949
Beryllium	Be	4	9	1798
Bismuth	Bi	83	209	1793
Boron	B	5	11	1808
Bromine	Br	35	80	1826
Cadmium	Cd	48	112.4	1817
Calcium	Ca	20	40	1808
Californium	Cf	98	252	1950
Carbon	C	6	12	ancient
Cerium	Ce	58	140	1860
Cesium	Cs	55	133	—
Chlorine	Cl	17	35.5	1774
Chromium	Cr	24	52	1797
Cobalt	Co	27	59	1735
Copper	Cu	29	63.5	ancient
Curium	Cm	96	242	1944
Dysprosium	Dy	66	162.5	1886
Einsteinium	Es	99	253	1952
Erbium	Er	68	167	1843
Europium	Eu	63	152	1896
Fermium	Fm	100	255	1953
Fluorine	F	9	19	1886
Francium	Fr	87	223	1939
Gadolinium	Gd	64	157	1880s
Gallium	Ga	31	70	1875
Germanium	Ge	32	72.6	—
Gold	Au	79	197	ancient
Hafnium	Hf	72	179	1923
Helium	He	2	4	1868
Holmium	Ho	67	165	1878
Hydrogen	H	1	1	1766
Indium	In	49	115	1910s
Iodine	I	53	127	1811
Iridium	Ir	77	192	1803
Iron	Fe	26	56	ancient
Krypton	Kr	36	84	1898
Lanthanum	La	57	139	1839
Lawrencium	Lw	103	257	ancient
Lead	Pb	82	207	ancient
Lithium	Li	3	7	1817
Lutetium	Lu	71	175	1907
Magnesium	Mg	12	24	1755
Manganese	Mn	25	55	1774
Mendelevium	Md	101	256	1955

ADVANCED SCIENCES
RESEARCH and DEVELOPMENT CORPORATION, Inc.

Dr. T. Galen Hieronymus, Ph.D.
Dr. Sarah E. Hieronymus, Ph.D.




P. O. Box 199
Lakewood, Georgia 30142
(404) 742-6347

TO OPERATE THE ANAPATHIC INSTRUMENT

Put vial of water in the "right hand" well. Turn on the power switch. Depress the neutralizer switch. Turn off the power switch. Put specimen in the "left hand" well. Move dial knob as far to right as it will go. Turn on the scan light. Turn on the power switch. Knob will slowly turn pointer to the left. When the pointer has reached to point at left, turn off power switch. Turn Scan Switch to Treat. Take specimen out of "left hand" well and put the vial of charged water in the left well. Turn on power switch and set your timer for the amount of time you wish to treat, usually this is twenty minutes.

When the timer rings, turn off power switch and take the vial out of the well. Put your specimen in the well of your Analyzer and check original condition. It should give you a reading of condition lower than the original reading (the condition you wished to lower by treating in the Anepathic). If you wish to treat this condition again (if it is not to zero with the initial Anepathic treatment) then go through the process again, first neutralizing the vial of water and recharging it with the specimen's energy.

Always check with the Analyzer to know when the condition has a zero reading.



© DR. T. GALEN HIERONYMUS

BIO-AG SUPPLY TRANSMUTATION TEST

Hydrogen	57-88
(Non-Metal)	
Helium	34.25-57
Lithium	51.25-46
Beryllium	56-67.25
(Non-Metal)	17-38
" "	46.5-64
Boron	24-52.5
Carbon	52-75
	47-32
	17.5-39.5
	41-21
	53.5-34.5
	38.5-42
Nitrogen	12-19
Oxygen	44-49
Fluoride	85-72
Neon	19.25-45
Sodium	82-42
Magnesium	27-13
	56.5-47.5
Alumium	16-77
Non-Solid	39-23.5
	47-39
Silicon	90-89
Phosphorus	92-62
Sulphur	77-94
Chlorine	37-93
Argon	36-77.75
Potassium	30.5-67
Calcium	24.4
Scendium	30.25-47
Tetanium	33-46
	38-78.5

Vanadium	40-38.75
Chromium	21.5-66
Manganese	73-71
	24.5-30.5
Iron	49-27
	19.5-38
Cobalt	72-85
	72-84
Nickel	41-26