

FIVE DRAGONS
ACUPUNCTURE COLLEGE
CORRESPONDENCE COURSE



LESSON 15
OF
31 LESSONS

The Five Dragons Acupuncture College
accepts the Fair Use Doctrine of the Copyright Laws
and here-by grants permission to make one copy of this
Acupuncture Correspondence Course in 31 Lessons
For Educational and Teaching Purposes.

Recommended books to simplify your research are as follows

Essentials of Chinese Acupuncture
Gray's Anatomy
The Merck Manual
Taber's Cyclopedic Medical Dictionary

The people of the entire English-speaking world owe a debt of gratitude
to the acupuncturists and medical researchers
who have made possible this correspondence course. Thanks go to:

Dr. Nguyen Van Nghi,
Charles H. McWilliams,
Dale E. Brown,
Gregory Delaney

Full acknowledgements are found in Lesson 31

Distributed as shareware by
Bamboo Delight Company
P.O. Box 2792,
Saratoga, CA 95070

<http://www.bamboo-delight.com>



This Lesson on THE CONCEPTION VESSEL consists of the information given in this section of the Study Guide, all material covered by herewith specified page references to the textbook as supplied, and the enclosed O.I.C.S. Indication Sheets.

(1) Study Section b, on page 56 of the textbook and the diagram on un-numbered page 58 of the textbook (Fig. 21). The textbook refers to the Conception Vessel as the "Ren Mai" or the "Front Midline Channel", and abbreviates it as "Ren" throughout the rest of the book. Other authors refer to this midline vessel as the 'Jen Mo' and sometimes as the 'Ren Mo' as well. Don't let the different terminology and nomenclature hang you up in studying the textbook lesson material, for no matter what things are called or named in that book, the information it offers is excellent, and that's exactly why we picked it to work with. Note from page 56 that the Ren Mai or Conception Vessel is one of eight "extra" meridians or channels, as is the Governor Vessel (Du Mai). As for the other six "extra" channels or meridians, these will be covered in detail in a later lesson.

Note from Fig. 21, that the energy in this channel is ascending, going from bottom to top (head). Notice also from that figure that at the twenty-fourth point of this channel (Ren 24) an INTERNAL branch curves all the way around the mouth and also makes contact on both sides with a point just below the eye, which is the first point of the Stomach meridian. This internal branch runs around the inside of the lips and also flows into the flesh of the teeth. Under the lips above the top front teeth this internal branch makes contact with the last point of the Governor Vessel (Du Mai) at Governor Vessel point number twenty-eight. Thus, the Conception Vessel is in contact not only with the Governor Vessel, but also to one of the meridians of the Yang Ming Energetical Layer meridian pair, by its internal branch connection to the first point of the stomach, just underneath the eyes.

The textbook calls this channel the "confluence of all the Yin Channels", and others refer to this aspect of that meridian as "the Sea of all Yin". All Yin meridians meet or link up with the Conception vessel in an energetical sense, and hence its designation as the confluence or sea of the Yin. Together, these seven channels (six Yin meridians plus the Conception Vessel) create the single, harmonious Yin aspect of the body. (You may recall that all Yin meridians either start or end in the general vicinity of the chest, and this puts them close enough anatomically to the Conception vessel that other secondary internal branches and meridians can complete the energetical connections.)

(2) Study the location of all twenty-four points of this meridian as given in text and diagrams from page 198 to the top of page 204 of the textbook. Locate each of these points several times on yourself or someone else, exactly as you did for previous meridian lessons of the program. Following are location hints, suggestions or further information on some of these twenty-four points that you may find helpful.

Ren 1: Strong acting point for all sexual indications and genital disorders, but seldom used because of its location on the perineum. This point is classically forbidden to needles, however experienced acupuncturists do utilize this point perpendicularly to a depth of one pouce with the higher quality modern needles (usually burning moxa on the handle of an inserted needle). Beginners must consider this point as being FORBIDDEN TO NEEDLES! Contrary to some authors, we can find no classical or traditional contra-indications to the use of moxa on this point, but do suggest moxa rolls as the best way to handle moxibustion here (rather than any other direct or indirect method). Heavy finger pressure (or a needle?) on this point is said to have a lifesaving resuscitation effect on drowning victims by causing a spontaneous urination (which may raise body temperature and stimulate energy movement). A few European references say the drowned person should be kept upside down for this to work (ie. be stood on their heads and held up by the legs).

Ren 2: Supination here (and when mentioned under other points of this channel) means lying on the back. Five cun below the navel. Needle depth is generally 5 fen to 1 Pouce (cun) perpendicularly.

Ren 3: "Two finger widths" above the pubic symphysis. Because of extensive abdominal variations in most Westerners (ie. beer-belly) however, the pouce method of point location for Ren 3 to Ren 7 is often not sufficient for any degree of location accuracy. We suggest the BISCHKO-FEUCHT method may be helpful for those other than the skinny and 'ideal abdomen' patients. This involves dividing the distance along the midline of the extended abdomen from the pubic symphysis to the navel into five equal parts or divisions. Ren 3 (Co-3) then is one division above the pubic symphysis regardless of the degree of abdominal extension. Ren 4, Ren 5 and Ren 7 are two, three and four such divisions up from the pubic symphysis respectively, and Ren 6 is midway between Ren 5 and Ren 7. Suggest bladder be emptied prior to utilizing this point in any way.

Ren 4: Underscore "This point is also used for tonic purposes" in your textbook and remember this indication for weakened patients. Suggest bladder be emptied before using this point in any manner.

Ren 5: In the opinion of a number of Chinese authorities needling of this point can lead to a retroflexion of the uterus, and thus result in sterility of the female patient. For this reason they recommend this point (among others) for birth control purposes. This point is therefore FORBIDDEN to both moxa and needling in females of child bearing age, or in pregnancy. Otherwise (ie. males) needle depth is up to 2 Pouce 5 Fen, perpendicularly.

Ren 6: Among many other things, works quickly and most effectively for cases of 'vertigo attacks' initiated upon glancing upwards. The needle is hardly in place when the patient can look upwards for a long period of time without any difficulty whatsoever, with this symptom free condition generally persisting and never returning after removal of the needle. Also a useful point in cases

Ren 6, Continued . . .

where development of stomach breathing (as opposed to chest breathing) is required. One can generally observe even during needling of this point where chest breathing --- without any verbal or outside influence --- switches by itself to stomach breathing. This point is also known as the "Sea of Procreativity" because it favorably influences and increases the ability to conceive or become pregnant. If this point is given for other reasons than the latter, one should mention (or warn??) patients of child bearing age about this. Underline in your textbook under the special 'Note:' the words "asthenic patients" [asthenic = lack or loss of strength; debility]. This is one of the great points of acupuncture primarily because of its roborant or tonic effects, and for this point especially, that particular indication truly deserves to be underscored.

Ren 9: One of the points used to regulate the "water balance" of the body (using moxa). Delete all 'Puncture' information given for this point in the textbook. This point is classically FORBIDDEN to needles, and must because of its energetics still be considered as such, inspite of its use by some 'modern' acupuncturists.

Ren 12: Four pouce (cun) above the navel. Sometimes needled horizontally in the direction of Ren 10, Ren 14, or Stomach Point #21, etc. Do not needle deeply for some time after patient has eaten.

Ren 13: Two pouce below tip of xyphoid process. Change the word "inches" under 'Puncture' information to either "pouce" or "cun".

Ren 14: One cun or pouce below tip of xyphoid process. Change word "inch" to either "pouce" or "cun".

Ren 15: Directly below the tip of xyphoid process. May be useful in preventing relapse in epilepsy. Some German acupuncturists compare this point's action (in combination with Governor Vessel Point #20) as very similar to that of the drug "Bellergal" (phenobarbital, ergotamine tartrate, alkaloids of belladonna, as given for nervous tension and exaggerated autonomic response). Add to indications given in textbook for this point the following: Migraine; psychasthenia, tension, 'executive syndrome', exhaustion after stress, ulcers; impotence; bronchitis, asthma. Change the word "inch" under 'Puncture' information to either "pouce or cun". MOXIBUSTION FORBIDDEN this point. CAUTION: Classically, this point can cause death if 'sedated' too strongly.

Ren 17: In the middle of the sternum (breastbone) in a depression at the level of the 4th. intercostal space. Delete all 'Puncture' information given for this point in the textbook. A very powerful point energetically, classically FORBIDDEN TO NEEDLING. As this is a 'major' therapeutical point, we strongly suggest that you use only moxa or O.I.C.S. 'Needle-less' Electronic Techniques to treat this point, and then only when specifically indicated. Moxibustion is the treatment of choice for this point in almost all cases.

Ren 18: Add to list of indications given in textbook for this point: Aphonia (in combination with Ren 22 and Ren 23). Change word "inch" under 'Puncture' information to either "pouce or cun".

Ren 22: At the level of the beginning of the clavicle. Change words "inch" and "inches" of textbook's 'Puncture' information to read either "pouce or cun" and add the following: "to a maximum depth of two pouce, any deeper is forbidden to avoid injury to underlying blood vessels and structures. Often just perpendicular insertion of 3 fen is sufficient alone (maximum depth 5 fen perpendicularly, any deeper is forbidden to avoid injury to trachea)." Notes: If doing insertion in behind sternal manubrium do it slowly, very carefully and straight down midline (not to the left or right). Head should be raised upwards for the latter procedure, and for conditions where patient is likely to cough during the procedure, patient should be lying down. Be sure to study Fig. 112 between pages 202 and 203 of textbook. This point is FORBIDDEN to moxa and needles on children under the age of seven years old.

Ren 23: In a depression above the laryngeal prominence ("Adam's Apple") on the lower edge of the hyoid bone (these are shown in Fig. 112 of textbook, but are not labeled). Note that the words "cricoid cartilage" in textbook location for this point is a translation error and should read "laryngeal prominence". Please make this correction in your text. This point has a probable regulative action on thyroid gland according to some French acupuncturists.

General Information (Summary)

- The Conception Vessel has a total of 24 points (not bilateral) of which SIX are of major therapeutic importance, namely #3, 4, 6, 12, 17, 22, and for which information given on O.I.C.S. Indication Sheets should be MEMORIZED. We suggest you notate these six major points beside the appropriate location information on pages 198 to 203 of your textbook, in some manner.
- Four other points, namely #8, 13, 23 and 24 are of secondary importance therapeutically, and although information given for them on the O.I.C.S. Indication Sheets does not have to be memorized, their locations must be studied and known.
- Points Forbidden to Needles: #1, 5 (females), 8, 9, 17, and 22 (children).
- Points Forbidden to Moxa: #5 (females), 15, 22 (children).

Roughly speaking, points along the Conception Vessel can be thought of as divided in four main therapeutical influence groups: From the pubic symphysis to the umbilicus (navel) for uro-genital disorders; From the navel to the xyphoid process for stomach, liver and spleen disorders; From the xyphoid process to the top of the sternum for cough, asthma, neurological and heart conditions. And, from the top of the sternum to the chin for mouth and larynx problems.

POINTS OF MAJOR AND SECONDARY THERAPEUTIC IMPORTANCE

NOTE: This is by no means a complete listing of all indications possible for each given point, but represents rather those of prevailing use, in everyday treatment. The points circled below are the most significant or MAJOR ones, and all information given for them should be MEMORIZED in full. Those not circled are the 'Secondary' points, or points of lesser therapeutic importance or value. Memorization of Secondary point information is not required for examination purposes.

Co-3 "Chung-Chi" (Middle Extreme)

INDICATIONS: Spermatorrhea; impotence; irregular menstruation; leukorrhea; incontinence of urine (enuresis); dysmenorrhea; pollakiuria; nephritis; gonorrhoea; endometritis; general bladder and genital disorders; pruritus ani & vulvae.

NEEDLE: 8 Fen to 2 Pouce

MOXA: 5 to 20 minutes

CAUTION: Internal organs; bladder should be emptied before using, especially moxa; FORBIDDEN POINT IN PREGNANCY.

Co-4 "Kuan-Yüan" (Pass Origin)

INDICATIONS: Spermatorrhea; impotence; irregular menstruation; diarrhea; enuresis; dysentery; dysmenorrhea; abdominal pains and distention; leukorrhea; nocturnal emission; anuria; hematuria (blood in urine); enteritis; general intestinal trouble; a major body tonification (tonic) point; migraine; psychological disturbances.

NEEDLE: 8 Fen to 2 Pouce

MOXA: 5 to 20 minutes

CAUTION: Bladder must be emptied before using, especially moxa; caution internal organs; FORBIDDEN IN PREGNANCY.

Co-6 "Ch'i-Hai" (Vapor Sea)

INDICATIONS: Abdominal distention and pain; irregular menstruation; enuresis; spermatorrhea; neurasthenia; impotence; nocturnal emission; diarrhea; dysmenorrhea; vertigo; insomnia; constipation; metrorrhagia; appendicitis (use moxa); general asthenia (use moxa); depression; general intestinal ailments; lumbago; a major body tonification point; coma.

NEEDLE: 8 Fen to 2 Pouce

MOXA: 5 to 30 minutes

CAUTION: Bladder should be emptied before needling; caution regarding internal organs; FORBIDDEN POINT IN PREGNANCY.

POINTS OF MAJOR & SECONDARY THERAPEUTIC IMPORTANCE, CONTINUED ...

Co-8 "Shen-Ch'üeh" (Spiritual Shrine)

INDICATIONS: Apoplexy, cerebral hemorrhage; abdominal pain; diarrhea; prolapse of rectum; chronic enteritis; dysentery; abdominal distention; "rumblings in belly"; colic; unconsciousness and fainting; general exhaustion.

NEEDLE: FORBIDDEN

MOXA: 5 to 30 minutes [Use sea salt and/or ginger base, or moxa roll]

NOTE: O.I.C.S. Needle-less Electronic Techniques suitable.

Co-12 "Chung-Wan" (Middle Epigastrium)

INDICATIONS: Gastralgia and stomach aches; gastroptosis; vomiting and nausea; dyspepsia; abdominal distention; general stomach disorders (ie. indigestion); diarrhea; constipation; ulcers; anorexia (absence of appetite); cholera; dysentery; uterine affections; sea sickness; migraine; mental disturbances.

NEEDLE: 5 Fen to 2 Pouce

MOXA: 5 to 20 minutes

CAUTION: Internal organs and conditions of enlarged liver or spleen; careful of needle depth after patient has eaten.

NOTE: Correction point for treatment mistakes in point selection as has a balancing action.

Co-13 "Shang-Wan" (Upper Epigastrium)

INDICATIONS: Gastritis; gastric ulcer; vomiting; abdominal distention and pains; hiccup; "heart" pains; general stomach disorders.

NEEDLE: 5 Fen to 2 Pouce

MOXA: 15 to 25 minutes

Co-17 "T'an-Chung" (Middle Altar)

INDICATIONS: Bronchitis; bronchial asthma; thoracalgia; intercostal neuralgia; deficient lactation; coughing; general lung disorders; "heart" pains; neurosis, depression and anxiety; mastitis.

NEEDLE: FORBIDDEN [See Lesson material]

MOXA: 3 to 15 minutes

POINTS OF MAJOR & SECONDARY THERAPEUTIC IMPORTANCE, CONTINUED

Co-22 "T'ien-Tu" (Sky Prominence)

INDICATIONS: Bronchial asthma; bronchitis; pharyngitis; hiccup; throat pain, tonsillitis; goiter; vomiting; cough; aphonia; dyspnea; spasms of vocal cords; loss of voice.

NEEDLE: [See lesson material --- special needling technique]

MOXA: 5 to 15 minutes [Forbidden children under age seven]

CAUTION: Extreme caution on needle depth required. Needle use is forbidden for children under age of seven.

Co-23 "Lien-Ch'üan" (Screen Spring)

INDICATIONS: Aphasia; pharyngitis; laryngitis; paralysis, swelling or numbness of tongue; mutism; hoarseness; aphonia; loss of voice.

NEEDLE: 2 to 6 Fen (or, 8 Fen to 1 Pouce 5 Fen [45] towards root of the tongue)

MOXA: 3 to 5 minutes

Co-24 "Cheng-Chiang" (Receiving Fluids)

INDICATIONS: Facial paralysis; toothache; salivation problems; lockjaw; cervical syndrome; wry mouth and eyes; coma; dental neuralgia and gingivitis; epilepsy; syncope, etc.; stiff neck and torticollis; speech inhibitions, stuttering, stammering.

NEEDLE: 2 to 3 Fen (Opening mouth may aid location)

MOXA: 5 minutes

THE LONGITUDINAL LO VESSEL OF THE CONCEPTION VESSEL

This vessel begins at the point Co-15 (Chiu-Wei), diffuses itself at the abdomen where it corresponds with the ramifications of the Chong Mo Vessel.

Symptomatology and Treatment:

Fullness: The epidermis of the abdomen is painful; sedate the point Co-15.

Emptiness: Itching at the abdomen; tonify the point Co-15.

The Eight Extra Channels:

The Eight Extra Channels are the Du, Ren, Chong, Dai, Yinwei, Yangwei, Yinchiao and Yangchiao Channels. They are different from the Twelve Channels as they do not pertain to any of the internal organs. This is the reason for calling the Twelve Channels the Regular Channels and the Eight Channels the Extra Channels.

Ren Mai (the Front Midline Channel)

Course: This channel starts from the pelvic cavity and emerges at the perineum, then runs anteriorly across the pubic region and ascends along the midline of the abdomen through the chest up to the throat and mandible, curving around the lips and connecting with Pt. Chengjiang (Ren 24). (See Fig. 21.)

Ren means responsibility. Responsible for all the Yin Channels, the Ren Channel is recorded as the confluence of all the Yin Channels.

Pathological Symptoms: Hernia, leukorrhea, cough and dyspnea, diseases of the urogenital system.

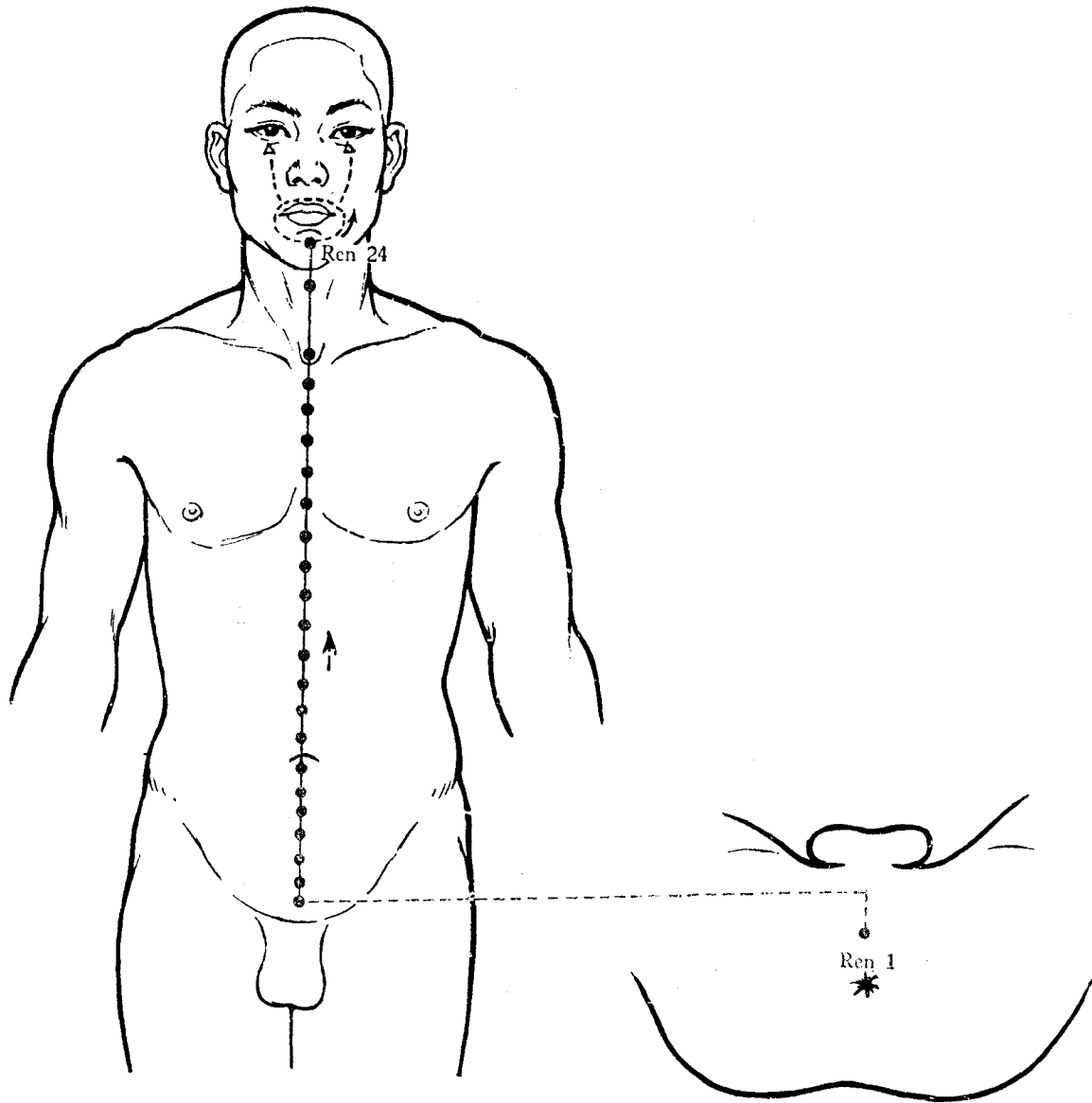


Fig. 21. Ren Mai (the Front Midline Channel)

(14) THE REN (FRONT MIDLINE) CHANNEL

— 24 Points —

1. Huiyin (Ren 1):

Location: In the centre of the perineum, between the anus and the scrotum in the male or the anus and the posterior labial commissure in the female. (See Fig. 109.)

Indications: Hemorrhoids, urethritis, pain in the penis, irregular menstruation, prolapse of the uterus.

Puncture: Perpendicularly 0.5-1.0 inch.

2. Qugu (Ren 2):

Location: In the superior border of the pubic symphysis, on the midline of the abdomen. Locate this point in supination. (See Fig. 110.)

Indications: Spermatorrhea, impotence, irregular menstruation, leukorrhea, menorrhagia, pelvic inflammation, incontinence or retention of urine.

Puncture: Perpendicularly 1.0-2.0 inches.

3. Zhongji (Ren 3):

Location: 4 cun below the umbilicus, on the midline of the abdomen. (See Fig. 110.) Locate this point in supination.

Indications: Same as Qugu (Ren 2).

Puncture: Same as Qugu (Ren 2).

4. Guanyuan (Ren 4):

Location: 3 cun below the umbilicus, on the midline of the abdomen. (See Fig. 110.) Locate this point in supination.

Indications: Spermatorrhea, impotence, menorrhagia, irregular menstruation, diarrhea, enuresis. This point is also used for tonic purposes.

Puncture: Perpendicularly 1.0-1.5 inches.

5. Shimen (Ren 5):

Location: 2 cun below the umbilicus, on the midline of the abdomen.

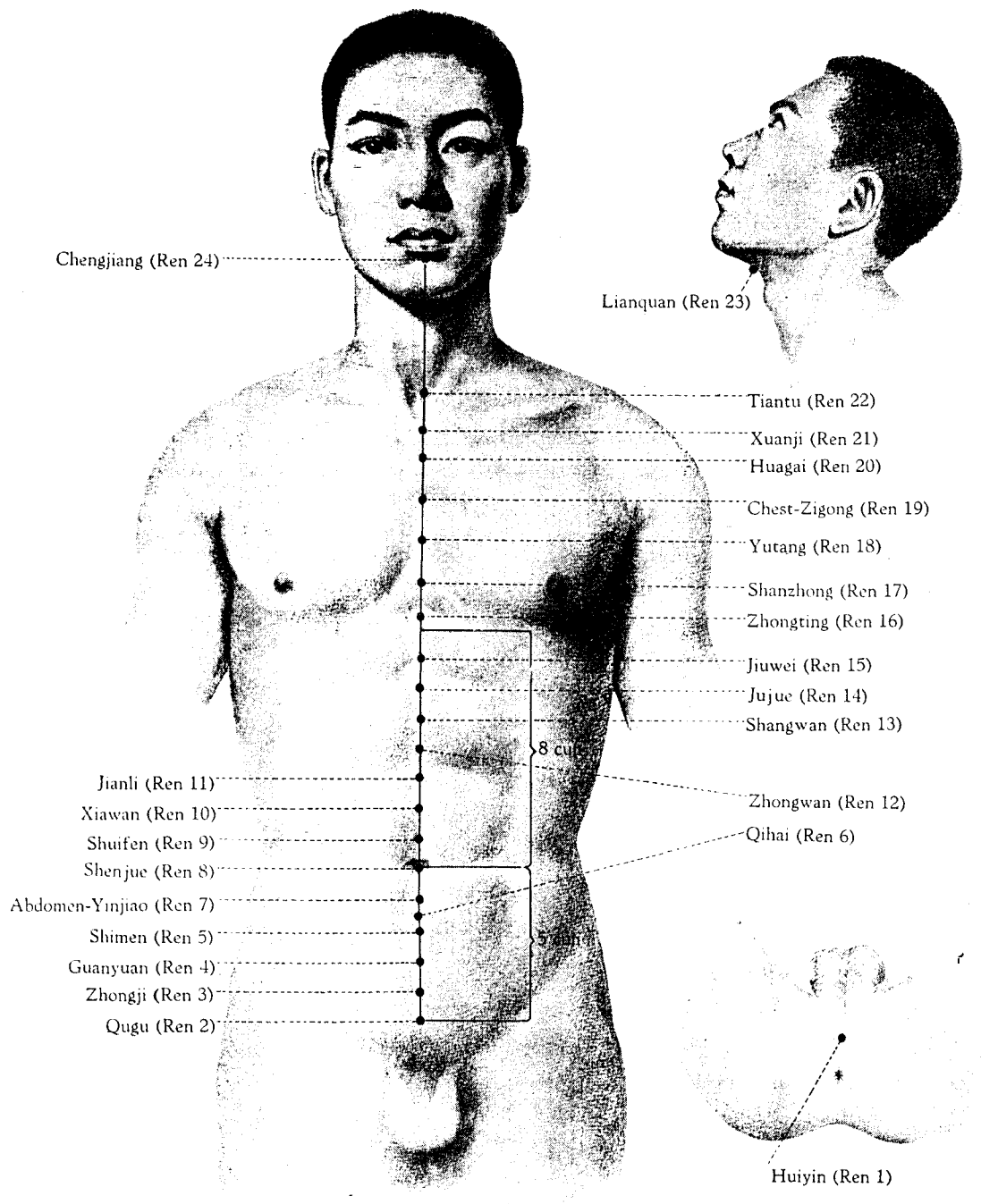
Indications: Abdominal distention, edema, dysuresis, irregular menstruation, amenorrhea, leukorrhea.

Puncture: Perpendicularly 1.5-2.0 inches.

6. Qihai (Ren 6):

Location: 1.5 cun below the umbilicus, on the midline of abdomen. (See Fig. 110.) Locate this point in supination.

Indications: Abdominal distention, abdominal pain, irregular menstruation, uterine bleeding, enuresis, spermatorrhea, neurasthenia.



**For greater detail see the textbook,
"Essentials of Chinese Acupuncture"**

Fig. 109. The Ren (Front Midline) Channel

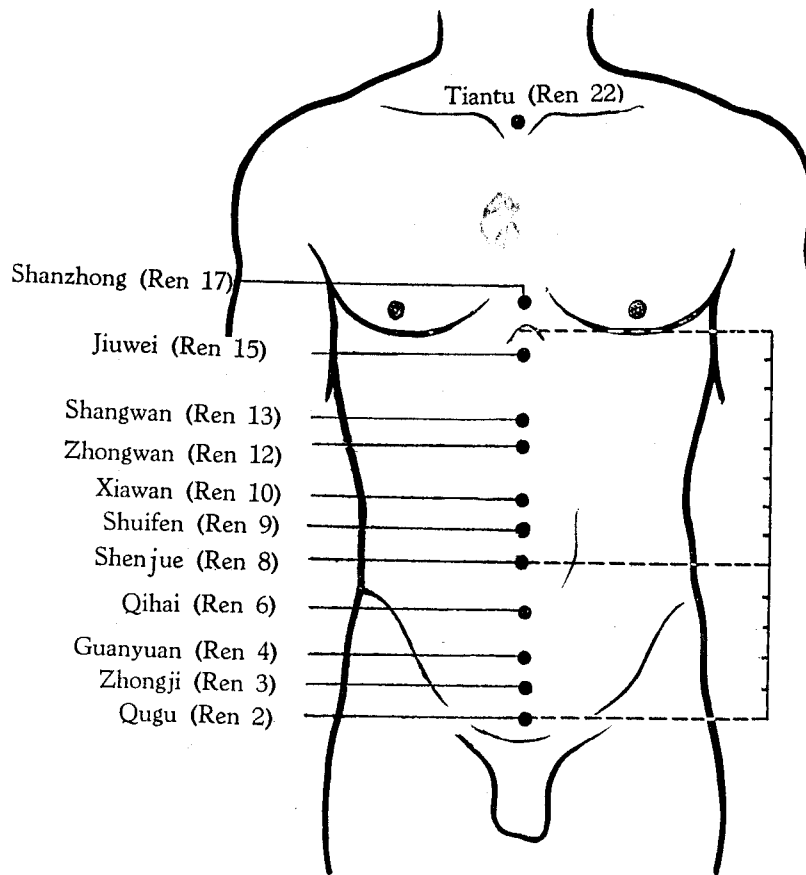


Fig. 110

Puncture: Perpendicularly 1.0-2.0 inches.

Note: It is advisable to apply moxibustion on this point for asthenic patients.

7. Abdomen-Yinjiao (Ren 7):

Location: 1 cun below the umbilicus, on the midline of the abdomen.

Indications: Urethritis, endometritis, irregular menstruation, postpartum pain, pruritus vulvae, hernia.

Puncture: Perpendicularly 1.0-2.0 inches.

8. Shenjue (Ren 8):

Location: In the centre of the umbilicus. (See Fig. 110.)

Indications: Apoplexy* of the flaccid type, abdominal pain, diarrhea.

Moxibustion: With moxa-cone on top of ginger or salt. (For manipulation see Chapter 1-C.) Or apply moxa-stick for 10 to 15 minutes.

9. Shuifen (Ren 9):

Location: 1 cun above the umbilicus, on the midline of the abdomen.
(See Fig. 110.)

Indications: Dysuresis, edema, borborygmus, diarrhea.

Puncture: Perpendicularly 1.0-2.0 inches.

10. Xiawan (Ren 10):

Location: 2 cun above the umbilicus, on the midline of the abdomen.
(See Fig. 110.)

Indications: Gastralgia, dyspepsia, gastroptosis, enteritis.

Puncture: Perpendicularly 1.0-2.0 inches.

11. Jianli (Ren 11):

Location: 3 cun above the umbilicus, on the midline of the abdomen.

Indications: Gastralgia, vomiting, dyspepsia, edema, peritonitis.

Puncture: Perpendicularly 1.0-2.0 inches.

12. Zhongwan (Ren 12):

Location: Midpoint on a line connecting the xyphoid process with the umbilicus. (See Fig. 110.) Locate this point with patient in supine position.

Indications: Gastralgia, gastroptosis, vomiting, dyspepsia, abdominal distention.

Puncture: Perpendicularly 1.0-2.0 inches.

13. Shangwan (Ren 13):

Location: 5 cun above umbilicus, on the midline of the abdomen. (See Fig. 110.)

Indications: Gastritis, gastric ulcer, vomiting, abdominal distention, hiccough.

Puncture: Perpendicularly 1.0-2.0 inches.

14. Jujue (Ren 14):

Location: 6 cun above the umbilicus, on the midline of the abdomen.

Indications: Anxiety, palpitation, gastralgia, vomiting.

Puncture: 1 inch obliquely downward.

15. Jiuwei (Ren 15):

Location: 7 cun above the umbilicus. (See Fig. 110.)

Indications: Pain in cardiac region, gastralgia, vomiting, hiccough, epilepsy, mental disorders.

Puncture: 0.5-1.0 inch obliquely downward.

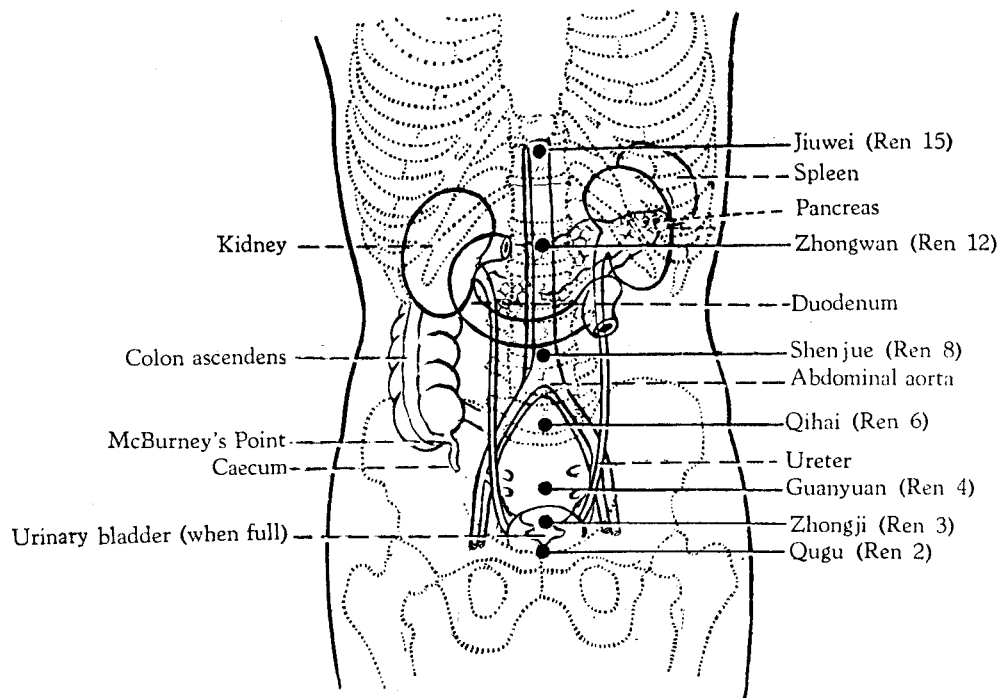


Fig. 111. The Relationship Between the Points of the Ren Channel of the Abdominal Region and the Internal Organs

16. Zhongting (Ren 16):

Location: In the midline of the sternum, at the level of the 5th intercostal space, 1.6 cun below Shanzhong (Ren 17).

Indications: Asthma, cough, infantile milk regurgitation, vomiting.

Puncture: Obliquely 0.3-0.5 inch.

17. Shanzhong (Ren 17):

Location: Midway between the two nipples. (See Fig. 110.) Locate this point with patient in supine position.

Indications: Bronchitis, bronchial asthma, thoracalgia, fullness of chest, hiccough.

Puncture: 0.5-1.0 inch horizontally, with needle tilted upward, downward or laterally.

18. Yutang (Ren 18):

Location: On the midline of abdomen, 1.6 cun above Shanzhong (Ren 17), at the level of the 3rd intercostal space.

For greater detail see the textbook,
"Essentials of Chinese Acupuncture"

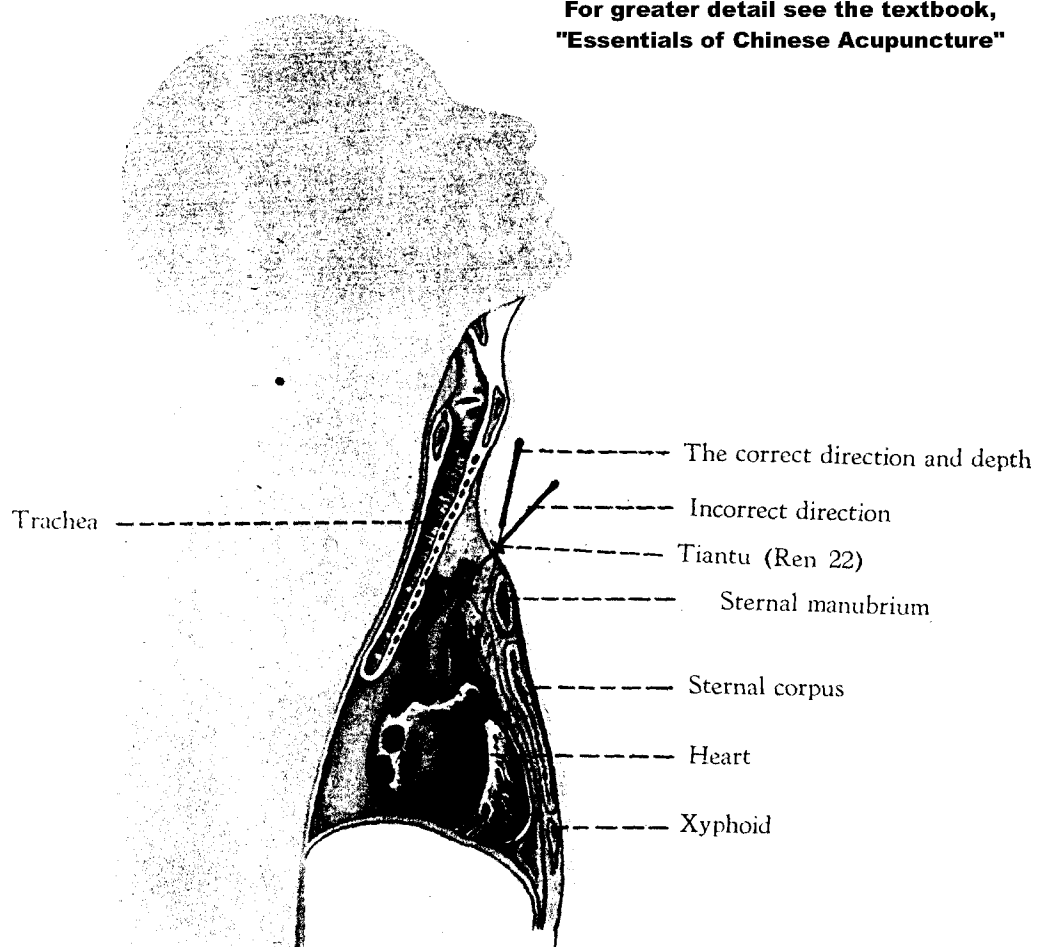


Fig. 112. The Direction and the Depth of Needle Insertion

Indications: Bronchitis, asthma, pleuritis, vomiting.
Puncture: 0.3-0.5 inch obliquely.

19. Chest-Zigong (Ren 19):

Location: On the midline of the sternum, 3.2 cun above Shanzhong (Ren 17), at the level of the 2nd intercostal space.

Indications: Bronchitis, pulmonary tuberculosis, pleuritis.
Puncture: Obliquely 0.3-0.5 inch.

20. Huagai (Ren 20):

Location: On the midline of the sternum, at the junction of the sternal manubrium and the body of the sternum.

Indications: Pharyngitis, cough and asthma, thoracalgia.
Puncture: Obliquely 0.3-0.5 inch.

21. Xuanji (Ren 21):

Location: On the midline of the sternum, 1 cun below Tiantu (Ren 22).

Indications: Thoracalgia, cough and asthma, pain and swelling of the throat.

Puncture: Obliquely 0.3-0.5 inch.

22. Tiantu (Ren 22):

Location: At the centre of the suprasternal fossa 0.5 cun above the sternal notch. (See Fig. 110.)

Indications: Bronchial asthma, bronchitis, pharyngitis, hiccough.

Puncture: Perpendicularly 0.2-0.3 inch, then insert needle to a depth of 1.0-1.5 inches along the posterior border of the sternum and the anterior border of the trachea. (See Fig. 112.)

23. Lianquan (Ren 23):

Location: In the midline of the neck, midway between the tip of the cricoid cartilage and the border of the mandible. (See Fig. 109.)

Indications: Aphasia, pharyngitis, laryngitis.

Puncture: 1.0-1.5 inches obliquely towards root of the tongue.

24. Chengjiang (Ren 24):

Location: At the depression in the middle of the mental labial groove. (See Fig. 113.)

Indications: Facial paralysis, swelling of the gum, toothache, salivation.
Puncture: Perpendicularly 0.2-0.3 inch.

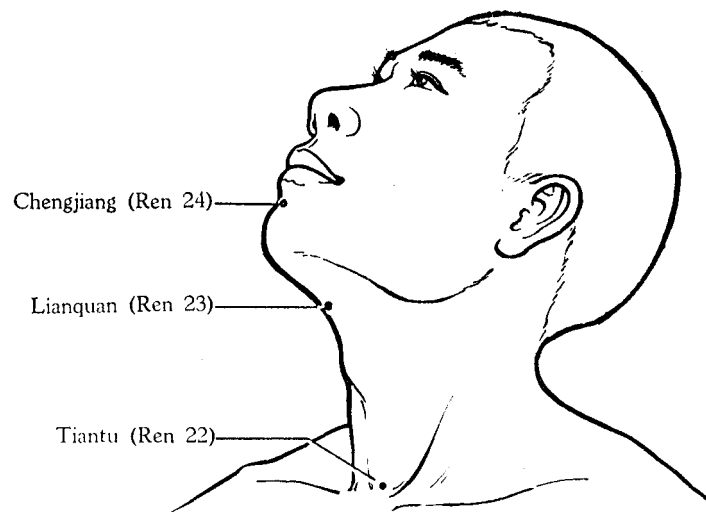


Fig. 113