

*To Clement C. Sutton, with the
author's compliments.*

Warren K. Moorehead

*Andover April 7th
1927*

STONE ORNAMENTS

USED BY INDIANS IN THE UNITED STATES
AND CANADA /

BEING A DESCRIPTION OF CERTAIN CHARM STONES,
GORGETS, TUBES, BIRD STONES AND
PROBLEMATICAL FORMS

BY

WARREN K. MOOREHEAD

AUTHOR OF THE AMERICAN INDIAN IN THE UNITED STATES—
PERIOD 1850-1914; THE STONE AGE IN
NORTH AMERICA; ETC.

WITH CHAPTERS BY

ARTHUR C. PARKER, ESQUIRE,

AND

PROFESSOR EDWARD H. WILLIAMS, JR.

1917

THE ANDOVER PRESS

ANDOVER, MASS.

COPYRIGHT 1917
BY WARREN K. MOOREHEAD



A



B



C



D

TAKEN FROM PLATE 10, JOURN. ACAD. NAT. SCI. PHILA., 2nd SER., VOL. XVI
Kindness of Clarence B. Moore Esq.

FIG. 1. (S. 1-1.) Problematical forms found by Mr. Moore with burials at Indian Knoll, Kentucky.
(See page 237). A, chalcedony, skeleton 163. B, banded clay stone, skeleton 161. C, granite,
skeleton 115. D, Silicious rock, skeleton 67.

TABLE OF CONTENTS

CHAPTER	PAGE
FOREWORD AND ACKNOWLEDGMENTS	9
I. THE NEED OF STUDY OF ORNAMENTAL AND PROBLEMATICAL FORMS	16
II. HOW THIS VOLUME WAS PREPARED	22
III. THE CLASSIFICATION OF ORNAMENTAL-PROBLEMATICAL FORMS	28
IV. MANUFACTURE OF ORNAMENTAL AND PROBLEMATICAL FORMS	35
V. THE OVATE OR PRIMARY ORNAMENTS	46
VI. THE GORGETS	55
VII. THE RIDGED AND EXPANDED GORGETS	66
VIII. BAR-SHAPED STONES. BOAT-SHAPED STONES	71
IX. THE BIRD-STONES	81
X. LUNATE FORMS AND PICK-SHAPED STONES	100
XI. BIPENNATE OR WINGED STONES	110
XII. BILUNATE FORMS	124
XIII. TUBES	130
XIV. SPATULATE FORMS	140
XV. PLUMMET-SHAPED STONES	157
XVI. PROBLEMATICAL POLISHED SLATE IMPLEMENTS AND ALLIED FORMS FROM NEW YORK	170
XVII. STATE CULTURE IN NEW YORK (Continued)	179
XVIII. BIRD-SHAPED STONES, BAR-SHAPED STONES AND GORGETS FROM NEW YORK	196
XIX. GENICULATE FORMS	226
XX. MOUND FINDS	230
XXI. THE USE OF ORNAMENTS BY THE AMERICAN INDIAN	246
XXII. REMARKS UPON THE MAPS AND OUTLINES	262
XXIII. GENERAL TABLES SHOWING DISTRIBUTION OF ORNAMENTAL-PROBLEMATICAL FORMS	270
XXIV. SOME SPECIAL TABLES	333
XXV. THE QUESTION OF PATINA OR AGE	338
XXVI. SPECIAL COLLECTIONS	350
XXVII. DR. G. B. GORDON ON THE BANNER-STONE	367
XXVIII. UNIQUE FORMS AND FRAUDULENT SPECIMENS	382
XXIX. GENERAL REMARKS AND OBSERVATIONS	392
XXX. CONCLUSIONS. THE DISTRIBUTION OF FORMS AND THE THEORY THAT THEY SPREAD FROM A CENTRAL AREA	399
XXXI. CONCLUSIONS (continued). SUGGESTIONS AS TO WHY ORNAMENTAL- PROBLEMATICAL STONES ARE IN A RESTRICTED AREA	408
XXXII. CONCLUSIONS (continued). AUTHOR'S THEORY AS TO WINGED STONES	421
XXXIII. BIBLIOGRAPHY	427
INDEX	444

96-77

FOREWORD AND ACKNOWLEDGMENTS

The study attempted in the following pages has been sufficiently explained elsewhere and it is scarcely necessary to make any prefatory remarks. The author has spent his spare time for many years in the study of the unknown or problematical forms made and used by prehistoric man, and this volume is offered as a result of such labors. That it cannot be complete, and may quite likely not be entirely accepted by other observers, goes without saying. The study of prehistoric archaeology in the United States is beset by many difficulties and there are certain problems which do not appear in other countries. The author begs the indulgence of his readers. Everything considered, the relation of ornamental stones to the everyday life of the Indian is a complex subject, and one which may be approached from many angles.

Denied the hearty co-operation of the many individuals and institutions thanked in the following pages, such a book would be impossible. It has been difficult to determine how much of the material prepared by others should be included. The space between the covers of several volumes might be well employed in presenting the wealth of material submitted. It is quite possible for one to write an entire volume on any one of the thirty-six types and their variations.

I am especially indebted to Arthur C. Parker, Esq., for preparing the chapters upon the ornamental-problematical stones found in the State of New York, and also to Professor Edward H. Williams, Jr., and Professor Benjamin L. Miller, for their careful analysis and painstaking study of the problem of patina and weathering. Clarence B. Moore, Esq., has my thanks for sending the advance sheets of his volume, *Some Aboriginal Sites on Green River, Kentucky*, and permission to use certain figures in two of his colored plates. Professor Harlan I. Smith of the Museum of the Geological Survey, Ottawa, Canada, and his assistant, Mr. W. J. Wintenberg, made for me one hundred or more outlines of the types on exhibition in the Ottawa Museum. I am very grateful for all that they did. George G. Heye, Esq., founder of the Museum of the American Indian, New York, very kindly permitted Alanson B. Skinner, Esq., to outline most of the forms available in that Institution, and I herewith thank them. Willard E. Yager, Esq., photographed many of the objects in his large and interesting collection of southern New York, and has my thanks. In addition to these gentlemen there are many others to whom I am indebted, especially Mr. E. P. Upham of the Smithsonian Institution; Dr. George B. Gordon, University of Pennsylvania Museum; L. W. Jenkins, Esq., Peabody Museum of Salem, Massachusetts; Charles E. Brown, Curator of the Wisconsin

Historical Society; American Museum of Natural History; Miss H. Newell Wardle, Academy of Natural Sciences, Philadelphia; C. C. Willoughby, Esq., Director of the Peabody Museum, Harvard University, Cambridge, Massachusetts; Dr. A. G. Rogers, Parker, Indiana; H. E. Buck, Esq., Delaware, Ohio; Christopher Wren, Curator of the Wyoming Historical Society, Wilkesbarre, Pennsylvania; Paul S. Tooker, Westfield, New Jersey; H. E. Cole, Baraboo, Wisconsin. Professor W. O. Emery of Washington has accumulated a large collection during the past thirty years and wrote me a description, together with some observations on weathering and patina. Professor W. C. Mills of the Ohio State Archaeological and Historical Society and the Ohio State University Museum, also enumerated all of the objects in that large collection and took photographs of many. There were many others who should be thanked individually, but space forbids mentioning in detail the kind assistance rendered by each one. I, therefore, present the following list and desire to thank all of them most sincerely.

Addis, Albert L., Albion, Indiana
 Akeroyd, W. J. R., Dresden, Ohio
 Alexander, W. M., Louisville, New York
 Aldridge, D. M., Vestal, New York
 Amos, Ira B., Bushnell, Illinois
 Anderson, A. E., Brownsville, Texas
 Anderson, Rev. Joseph, Waterbury, Connecticut
 Arthur, John J., Topeka, Kansas
 Auringer, O. A., Glens Falls, New York
 Baatz, C. L., Massillon, Ohio
 Baer, John L., Delta, Pennsylvania
 Bailey, Erskine E., Little Rapids, Wisconsin
 Ballard, E. R., Winona, Mississippi
 Banser, W. H., Honeoye Falls, N. Y.
 Barbour, Erwin H., University of Nebraska, Lincoln, Nebraska
 Barrett, S. A., Curator, Public Museum of City of Milwaukee, Wisconsin
 Bartlett, Dr. W. E., Belle Plaine, Kansas
 Bates, Albert C., Connecticut Historical Society, Hartford, Connecticut
 Beasley, B., Montgomery, Alabama
 Beauchamp, Rev. William, Syracuse, New York
 Beesen, L. H., Niles, Michigan
 Ballamy, N. R., Wellsville, New York
 Beloit College, Beloit, Wisconsin
 Bisel, Willard, Charlotte, Michigan
 Bishop, Townsend L., Portlandville, New York
 Blackie, Rev. William R., New York City
 Bodfish, W. P., New York City
 Bosworth, William L., Amenia, New York
 Boas, Franz, Department of Anthropology, Columbia University, New York
 Braecklein, J. J., Kansas City, Missouri
 Braun, H. M., East St. Louis, Illinois
 Branegan, James A., Millbourne, Philadelphia, Pennsylvania
 Brannon, Peter A., Montgomery, Alabama

Brewster, Daniel O., Assistant Curator, Massachusetts Normal Art School, Boston, Massachusetts
 Brooking, A. M., Curator, Museum, Hastings College, Inland, Nebraska
 Broughton, C. G., Marblehead, Massachusetts
 Brown, Lovell, Piqua, Ohio
 Brown, Monroe N., Hershey, Pennsylvania
 Bryan, W. E., Elmira, New York
 Buck, H. E., Delaware, Ohio
 Buck, Solon J., Minnesota Historical Society, St. Paul, Minnesota
 Buell, Ira M., Curator, Logan Museum, Beloit, Wisconsin
 Buffalo Society of Natural Sciences
 Burkett, H. F., Findlay, Ohio
 Burroughs, Clyde H., Detroit Museum of Art, Detroit, Michigan
 Cairns, George, Centralia, Illinois
 Camp, Mrs. Martha C., Beebe, Arkansas
 Carpenter, Walter S., New London, Ohio
 Carter, Dr. Albert, Murphysboro, Illinois
 Carter, John H., Milton, Pennsylvania
 Case, L. V., Tarrytown, New York
 Cawley, James S., Somerville, New Jersey
 Chambers, Sprague M., Plainwell, Michigan
 Chandler, George P., Knoxville, Tennessee
 Chapman, W. R., Remington, Virginia
 Clark, T. C., Brilliant, Ohio
 Clendenin, W. F., Sparta, Illinois
 Cobb, B. F., Jr., Atlanta, Georgia
 Coffin, C. C., Bridgeport, Connecticut
 Cole, H. E., Baraboo, Wisconsin
 Coleman, Fred E., Pasadena, California
 Coleman, G. P., Williamsburg, Virginia
 Collie, Prof. G. L., Beloit College, Beloit, Wisconsin
 Cottlow, Dr. B. A., Oregon, Illinois
 Craig, T. F., Velpen, Indiana
 Cressey, J. N., Harpursville, New York
 Cromley, C. E., Williamsport, Pennsylvania
 Crozier, Archibald, Wilmington, Delaware
 Cummins, Dr. Wycoff, Belvidere, New Jersey
 Davis, R. N., Curator, Everhart Museum, Scranton, Pennsylvania
 Dauphin County Historical Society
 Davis, Willard H., Lowell, Ohio
 Dean, F. C., Ripley, New York
 Deisher, H. K., Kutztown, Pennsylvania
 Dewey, Alvin H., Rochester, New York
 Dodge, R. E., Santa Cruz, California
 Donehoo, George P., Coudersport, Pennsylvania
 Edinger, Joseph, Hillsdale, Michigan
 Elchert, Albinus A., New Riegel, Ohio
 Emerson, Ralph W., Bridgeton, New Jersey
 Esselborn, Paul, Portsmouth, Ohio
 Falge, Dr. Louis, Manitowoc, Wisconsin
 Felton, Don Reid, Muncie, Indiana
 Fenton, W. T., Conewango Valley, New York

Figgins, J. D., Colorado Museum of Natural History, Denver, Colorado
 Finger, Frank, Marissa, Illinois
 Fish, F. S., Farrell, Pennsylvania
 Fletcher, Emily, Westford, Massachusetts
 Floor, Dr. J. M., Petersburg, Ohio
 Forney, J. M., Birds Run, Ohio
 Fox, George R., Curator Museum Nebraska State Historical Society
 Francis, C. E., Elkhart, Indiana
 Gabriel, Fred C., South Bend, Indiana
 Gage, D. S., Westminster College, Fulton, Missouri
 Gage, George S., Lawrence, Massachusetts
 Gearhart, Rev. E. M., Indiana, Pennsylvania
 Gerend, A., Cato, Wisconsin
 Gibbs, H. N., West Barrington, Rhode Island
 Gifford, E. W., Museum of Anthropology, University of California, Berkeley, California
 Gill, Mrs. Mary W., Washington, District of Columbia
 Gilliland, Dr. A. B., Philadelphia, Pennsylvania
 Gilmore, E. L., Curator, Maine Historical Society, Portland, Maine
 Gimbi, A. W., McAdoo, Pennsylvania
 Glenk, Robert, Curator, Louisiana State Museum, New Orleans, Louisiana
 Godfrey, Fred M., Oldtown, Maine
 Goldsborough, E. Ralston, Frederick, Maryland
 Graves, Dr. E. E., Penacook, New Hampshire
 Gray, William H., Columbus, Georgia
 Haberer, C. H., Dunnon, Kentucky
 Hall, F. S., Curator, State Museum, University of Washington, Seattle, Washington
 Hall, Inez, Meadville, Pennsylvania
 Harlan, E. R., Curator, Historical Department of Iowa, Des Moines, Iowa
 Harrington, J. P., School of American Archaeology, Museum of New Mexico, Santa Fe, New Mexico
 Harris, Charles S., Bardolph, Ill.
 Harris, L. O., Lebanon, Ohio
 Hassler, E. F., Byrdstown, Tennessee
 Hayes, Oscar W., Allerton, Ill.
 Heacock, E. G., Bethlehem, Pennsylvania
 Henderson, Junius, University of Colorado, Boulder, Colorado
 Hepp, Charles E., Boonville, Indiana
 Hermann, R., Dubuque, Iowa
 Hess, Asher L., Philadelphia, Pennsylvania
 Hewett, Edgar L., School of American Archaeology, Museum of New Mexico, Santa Fe, New Mexico
 Hill, Marshall G., Afton, New York
 Hill, O. C., Waterbury, Connecticut
 Hills, F. P., Delaware, Ohio
 Hills, Leslie W., Fort Wayne, Indiana
 Hine, Charles A., Akron, Ohio
 Hole, Allen D., Curator, Department of Geology, Earlham College, Richmond, Indiana
 Holmes, W. A., Chicago, Illinois
 Hope, C., Sedalia, Missouri
 Hostetter, Karl M., Minerva, Ohio

Howland, H. R., Buffalo Society of Natural Sciences, Buffalo, New York
 Hughes, F. M., Lakeville, Ohio
 Hurlbutt, H. S., Libertyville, Illinois
 Humphreys, J. A., Birmingham, Alabama
 Jackson, Charles, Jetmore, Kansas
 Jackson, J. W., Belchertown, Massachusetts
 Johnson, H. L., Clarksville, Tennessee
 Kennedy, W. H., Losantville, Indiana
 Keniston, J. A., Newburyport, Massachusetts
 Kimball, H. J., Richmond, Illinois
 Kobert, Charles, Lebanon, Kentucky
 Kroeber, A. L., Department of Anthropology, University of California, California
 Laidacker, J. G., Mocanaqua, Pennsylvania
 Laidlaw, G. E., The Fort Ranch, Victoria Road, Ontario, Canada
 Lang, Percy, Waverly, New York
 Lange, William F., Harpursville, New York
 Langridge, Clyde, Albion, Michigan
 Lawson, B. H., Mattoon, Illinois
 Leach, R., Kansasville, Wisconsin
 Lenz, Charles, Cuero, Texas
 Lett, R. C., Winnipeg, Manitoba
 Lewis, J. B., Petaluma, California
 Lewis, Walter P., Phillipsburg, New Jersey
 Little, George, Xenia, Ohio
 Link, H. A., Waterloo, Indiana
 Loeb, Julius, Oakland, California
 Lovejoy, J. R., Schenectady, New York
 Lowe, Frank H., Chicago, Illinois
 Lowe, F. H., Port Byron, New York
 Lowe, William A., Massillon, Ohio
 MacCurdy, Dr. George A., Yale University, New Haven, Connecticut
 MacLellan, C. B., New Haven, Connecticut
 MacMurray, Mrs. H. V. A., Washington, District of Columbia
 Manktelow, Charles W., Cadillac, Michigan
 Martin, Dudley, A., Duboistown, Pennsylvania
 Marye, William, Upper Falls, Maryland
 Matchett, W. F., Pierceton, Indiana
 Mathis, C. A., Greenwood, Nebraska
 Mattatuck Historical Society, Waterbury, Connecticut
 Mattern, J. E., West Rush, New York
 McCauliss, N. C., Rockville, Indiana
 McIntosh, H. T., Albany, Georgia
 McIntosh, William, Curator, Natural History Society of New Brunswick, St. John, New Brunswick
 McLain, J. E., Bluffton, Indiana
 McQuiston, H. A., Camden, Ohio
 McQuown, S. B., Monmouth, Illinois
 Merkel, John, Bellevue, Iowa
 Metzger, J. F., Bridgeport, Connecticut
 Miller, Raymond E., Worcester, Massachusetts
 Mitchell, I. McGirk, St. Louis, Missouri
 Moore, Clarence B., Philadelphia, Pennsylvania

Moore, G. R., Janesville, Wisconsin
 Montgomery, Henry, Toronto, Canada
 Morris, G. E., Somerville, New Jersey
 Morrison, Charles E., Williamston, Michigan
 Murray, Mrs. Louise W., Athens, Pennsylvania
 Myer, W. E., Carthage, Tennessee
 Neiss, Walter E., Lehigh, Pennsylvania
 Nichols, Percy G., Aitkin, Minnesota
 Noe, C. F., Amana, Iowa
 North, C. A., Middlefield, New York
 O'Brien, Henry L., Brooklyn, New York
 Ogden, L. B., Penn Yan, New York
 Ogle, Seldon K., Klamath Falls, Oregon
 Orr, Ellison, Waukon, Iowa
 Overstreet, J. T., Elmwood, Tennessee
 Owen, Thomas M., Director, State of Alabama, Department of Archives and History
 Parker, S. S., Farmington, New Hampshire
 Pastle, J. M., DeKalb, Illinois
 Payne, E. W., Springfield, Illinois
 Pearsall, L. M., New York, New York
 Pelton, George A., Somers, Connecticut
 Pepper, Geo. H., Museum of the American Indian, New York
 Perkins, Dr. E. L., Sioux Falls, South Dakota
 Perkins, George H., Burlington, Vermont
 Persell, George A., Jamestown, New York
 Pettit, R. Fred, Albuquerque, New Mexico
 Phillips, John W., Hailey, Missouri
 Pritchard, A. L., Fremont, Ohio
 Provincial Museum, Ontario, Canada
 Pugsley, F. W., Perth Amboy, New Jersey
 Purchase, A. S., Syracuse, New York
 Racey, G. W., Shawanee, Tennessee
 Range, C. E., Tampa, Florida
 Rayner, J. A., Piqua, Ohio
 Reagan, W. J., Paterson, New Jersey
 Renno, E. Lee, St. Charles, Missouri
 Riebel, Alexander C., Arbela, Missouri
 Rieder, F. S., Mt. Vernon, Oregon
 Robertson, James D., Holly, Michigan
 Robinson, C. H., Normal, Illinois
 Robinson, Ira W., Clayton, Michigan
 Robinson, V. V., Schuyler, Nebraska
 Rogers, Mrs. E., Bleidt, Kentucky
 Rogers, Dr. A. G., Parker, Indiana
 Sapir, E., Department of Mines, Geological Survey, Ottawa, Canada
 Savage, Rev. James, Detroit, Michigan
 Saville, Prof. M. H., Museum of the American Indian, New York
 Sauermann, George J., Crown Point, Indiana
 Saunders, J. W., Camden, Tennessee
 Schlegel, J. W., Reading, Pennsylvania
 See, Jay, Dimondale, Michigan
 Seever, William J., St. Louis, Missouri

Setterlun, A., The Dalles, Oregon
 Sherman, H. S., Milwaukee, Wisconsin
 Shoemaker, Ernest, Brooklyn, New York
 Shoemaker, L. D., Elmira, New York
 Shultz, H. F., Chicago, Illinois
 Slaughter, Edna, Crystal Run, New York
 Smith, Eugene A., Geological Survey of Alabama, University of Alabama
 Speck, Frank E., Philadelphia, Pennsylvania
 State Museum, Harrisburg, Pennsylvania
 Stengel, F. A., Marion, Ohio
 Stewart, T. B., Lock Haven, Pennsylvania
 Stone, Witmer, Curator, Academy of Natural Sciences of Philadelphia, Philadelphia, Pennsylvania
 Story, C. E., Augusta, Georgia
 Sugden, E. O., Orland, Maine
 Taylor, J. D., Bristol, Tennessee
 Test, Erastus, Lafayette, Indiana
 Thacker, W. H., Arlington, Washington
 Thoburn, J. B., University of Oklahoma, Norman, Oklahoma
 Thompson, C. A., Hillsdale, Michigan
 Thompson, F. P., Dayton, Ohio
 Titus, W. A., University of Wisconsin, Fond du Lac, Wisconsin
 Tonsfeldt, J. P., White Salmon, Washington
 Tooker, Paul S., Westfield, New Jersey
 Tuttle, F. May, Osage, Iowa
 Urban, Theodore L., Columbia, Pennsylvania
 Upham, E. P., Smithsonian Institution
 Valentine, F. B., Ridgeley, West Virginia
 Van Devir, F. M., Medina, Ohio
 Van Rensselaer, Stephen, Newark, New Jersey
 Wadsworth, Henry, Glencoe, Minnesota
 Wainwright, Capt. R. D., Roanoke, Virginia
 Ward's Natural History Establishment, Rochester, New York
 Warkentein, H. F., Kansas City, Missouri
 Waters, William L., Godfrey, Illinois
 Webb, Walter F., Rochester, New York
 Weills, Isaac M., Vero, Florida
 Weiss, Walter E., Lehigh, Pennsylvania
 West, George A., Milwaukee, Wisconsin
 Wheeler, Rev. H. E., Jonesboro, Arkansas
 Whelpley, Dr. H. M., St. Louis, Missouri
 Whitney, Leander, Cornwall Bridge, Connecticut
 Whitney, W. R., Schenectady, New York
 Wilkinson, William, Fountaintown, Indiana
 Wise, B. E., Jonesville, Michigan
 Wisconsin State Historical Society, Madison, Wisconsin
 Wissler, Dr. Clark, American Museum of Natural History, New York
 Wood, Kenneth P., Wyncote, Pennsylvania
 Wren, Christopher, Plymouth, Pennsylvania
 Wyoming Historical Society, Wilkesbarre, Pennsylvania
 Zubke, Herman, Thiensville, Wisconsin
 Zumstein, J. H., Rock Island, Texas

CHAPTER I. THE NEED OF STUDY OF ORNAMENTAL AND PROBLEMATICAL FORMS

Scattered throughout the United States and Canada are many peculiar ornamental and problematical forms in stone made and used by our aborigines. Because students of American Indian life have been unable to interpret the uses to which these were put, and further on account of the apparent value attached to such objects by the native Americans, they have been the subject of much speculation. In most cases these stone ornaments, charms, amulets and unknown forms are wrought from stones more or less brightly colored, banded or susceptible of a high polish. In this respect the contrast between the ornamental class and the utility or service tools of everyday life is quite marked. Notwithstanding the widespread distribution of this class of stone artifacts and although there have been numerous brief references to them, yet no one has devoted a volume to their study, description and classification, that is, to all of them.

As the ornamental and problematical class occur in considerable numbers with burials, in mounds and graves, and since they frequently are found unassociated with more ordinary forms of Indian tools, they have come to be regarded as representing the higher level of stone age art. Stone age man in the United States and Canada possessed no metal, that is, although he used copper, he treated it as a malleable stone, and was therefore different from other primitive nations, who had discovered the use of metal. An effigy pipe sculptured in high relief, or the artistic pottery found in the cliff houses of the Southwest may be said to represent the culmination of stone age art. Outside of these two divisions of prehistoric artifacts, the problematical forms, ornamental and charm stones should be placed as representing the highest attainment of art in stone on the part of our aborigines. In certain sections of the United States and Canada, the Indian had reached an advanced plane in the neolithic culture, and it would have been but a step to that higher plane — the use of metal.

In the large museums there are hundreds of pendants, charm stones, ornaments, and many polished stones labeled "ceremonials", banner-stones, which are the result of accumulation of years. Most of them were found on the surface of camp sites and others have been taken from various mounds and graves. It is no reflection on the curators of museums to say that in their present state, these many objects are of little use to anyone. Certainly their educational value is practically nil. All of which is due to the fact that we have devoted our time to the accumulation of material and the massing of field observations. I do not mean this as a blanket statement. It refers merely to the class of objects under consideration in

this volume. The students of the Indian languages, have done their part. If we had as careful and detailed work upon the artifacts, as is evinced in the publications of Boas, Hodge, Dixon, Kroeber, Hrdlicka, Pilling, Mooney, Mallery, and many more in other divisions of American anthropology, the future consideration of the ornamental-problematical forms would be absolutely unnecessary. We need the same careful examination of stone and analysis of stone objects as the gentlemen I have named and others have given to language and ethnology.

The compilation of the work treating of the use of stone ornaments, and problematical forms among the American Indians in the United States is a difficult task.

The author of this volume has always been interested in the various unknown forms presented in the following pages. The very fact that we know very little concerning them seems to add, rather than detract from the interest that one has in them.

Most readers will agree that Professor William H. Holmes is the dean of American archaeology. Professor Holmes has devoted the best years of a long, arduous and busy life to a study of Indian problems and particularly artifacts. Yet Professor Holmes himself has coined for the greater number of these polished stones the term "Problematical forms". Professor Holmes hesitated to solve the mystery connected with the origin, development and use of this extensive class of stone artifacts. It might seem presumptuous for anyone other than he to undertake this work. However, some one must make a beginning — although such beginning be fraught with uncertainty and beset by difficulties. It is quite probable that years from now, when the entire field of Indian knowledge has been covered, some one will do for the prehistoric American what Francis Parkman did for the Indians of the colonial period. In the meantime, although all of us are groping more or less in the dark, in view of the activities of our museums, institutions, historians and collectors, it seems to me that we have sufficient material available to warrant us in beginning what might be termed a primary discussion of this subject.

There are in the United States and Canada to-day, a large number of public and private museums, educational and historical associations, as well as students of archaeology, who have in their possession large numbers of artifacts illustrating the life of the primitive American. The extent of these exhibitions and the grand total of objects displayed and stored is surprisingly large, and it is only after one has inspected them that the realization of their extent and importance comes home in the fullest sense. It is self-evident that this increasing material, and the ever-extending field of researches should be of real benefit and value to mankind. In brief, these accumulations illustrating primitive culture are a part of our American


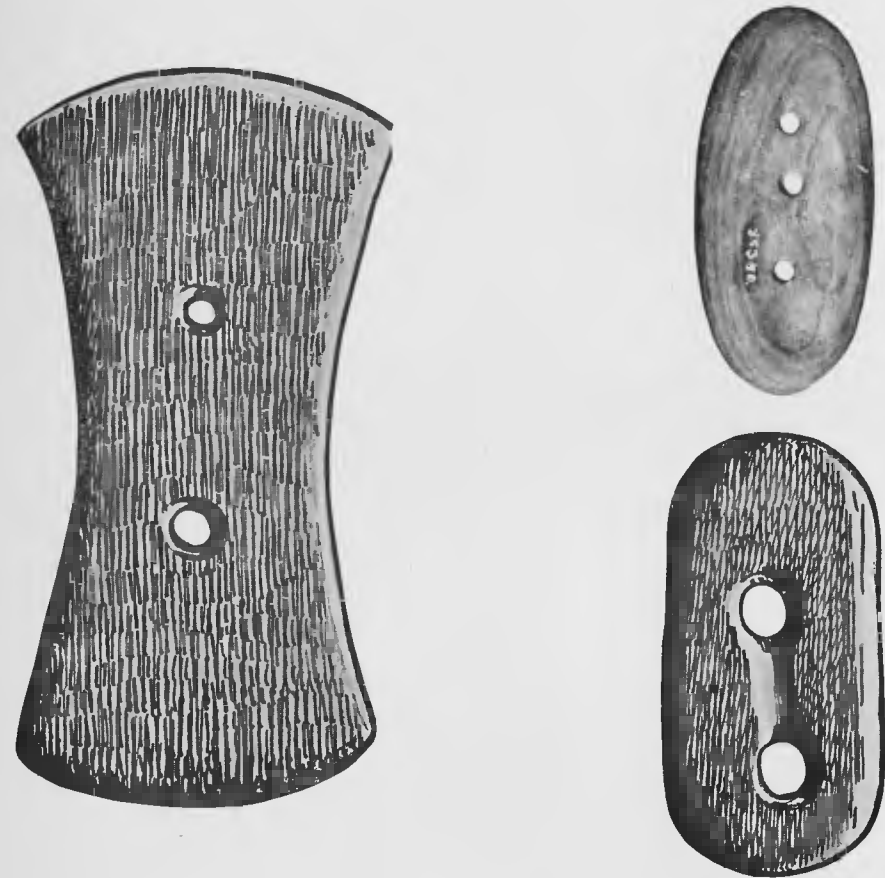


FIG. 2. (S. 1-3) Spade and Shield-shaped Gorgets. Materials: Slate. Localities: Ohio, Indiana and Wisconsin. Phillips Academy collection.



OVATE FORMS. CONCAVE, STRAIGHT AND CONVEX SIDES
Localities: Indiana and Ohio

FIG. 3. (S. 1-1 to 1-2.) Phillips Academy collection. The ordinary flat tablet with concave sides and rounded ends. I have found several of these on the chests and arms of skeletons. The lower specimen presents a peculiarity noted in a number of similar objects in the Peabody Museum, Cambridge. There is a polished groove between the two perforations. There are four or five specimens, all from the same locality in Maine, on exhibition in the Peabody Museum which present this peculiarity. The groove is worn smooth and apparently the polish is the result of the rubbing back and forth of the thongs with which this specimen was fastened. To what it was fastened I am unable to state. The upper specimen exhibits three perforations.

educational scheme. Like other divisions of education these should be put to the greatest possible use. This applies not only to the specimens themselves, but equally so to the great accumulation of scientific data of all kinds, which is continually augmented. The mere compiling of facts and the accumulation of specimens serve no real purpose to mankind. Therefore, I have set myself to this rather imposing task in the belief that the work should be begun. It further seems to me that an attempt at interpretation should be made, and that such is infinitely preferable to no interpretation at all.

Readers will find in the bibliography at the end of this book, references to all forms of ornamental-problematical stones. It was thought best to include all the references there, rather than inserting them as footnotes to accompany the text.



FIG. 4. (S. 1-1.) Perforated pebbles from near Menard mound, Arkansas County, Arkansas. The simplest form of ornament. Collection of C. B. Moore, Philadelphia, Pennsylvania.

FIG. 4A. (S. 1-1.) An object of jade, which was found on a village-site, on the banks of the Miami River, Miami County, Ohio. It is in the collection of J. A. Rayner

OVATE PENDANTS, PRIMARY FORM

These should precede other figures in the Classification.



GORGETS. LEAF-SHAPED, SHIELD-SHAPED, AND RECTANGULAR

Localities: Ohio, Arizona. Materials: Banded slate, sandstone, black slate, mica schist.

FIG. 5 (S. 1-2.) Pendants and shield forms (top). In the centre is a small pendant perforated for suspension. The three specimens at the bottom of the figure represent the squared pendant and oval pendant. The latter has been grooved for suspension. It was probably a different form originally, judging from the perforations, and was later changed to the pendant form. Phillips Academy collection.

CHAPTER II. HOW THIS VOLUME WAS PREPARED

It may be of some interest to readers to be informed as to the method followed in preparation of this volume.

Even as the average student turns to the encyclopedia when desiring to study a given subject, and ascertains what that work has to say, so one interested in the American Indian first consults the *Handbook of the American Indian*. In these volumes are found many brief references to the more common ornamental-problematical forms. All the authorities or writers cited were read and the net results of their observations tabulated. Miss Ethel Cohen, familiar with research work in libraries, was assigned the task of preparing the bibliography covering all references to ornamental-problematical forms. This required a great deal of work in the Boston Public Library and the Library of Harvard University, since the Phillips Academy Library did not contain all the books, reports or articles to which it was necessary to refer. The making of a bibliography is tedious and requires much time. The chief task lay in the attempt to systematize and group a class of objects scattered throughout a territory over three thousand kilometers east and west, and two thousand kilometers north and south. This necessitated correspondence with more than two hundred public institutions and upwards of one thousand private individuals. Some three thousand letters were addressed to institutions and private collectors in the United States and Canada. About one thousand persons replied. Of this number approximately half could give some information. About four hundred gave more or less detailed information. Quite a number sent photographs and drawings, covering hundreds of specimens from restricted areas, or various portions of the country. In each of these letters was included a sheet of two hundred and twenty-one outlines of problematical and ornamental stones. The responses were very satisfactory and represented sections of the United States and Canada in which these types and their variations occur. Many of the replies were in the negative, as was expected from persons living where the ornaments of stone do not occur. Many returned the original sheet of outlines, marking thereon in figures the numbers of each form found in the locality where the collector resided. Thus a great deal of valuable information was collected, and a rough estimate compiled by me from these replies seems to indicate that there were more of these objects in the hands of private collectors than in the public museums.



GORGETS

Rectangular forms expanding or contracting from centre.

FIG. 6. (S. 2-5.) Denotes the passing of the oval ornament into the rectangular class and the tablet form. The long one to the left is rather unusual. Sometimes these long ornaments have concave sides, or may be straight pendants of unusual size. Collection of C. L. Baatz, Massillon, Ohio.

The large collections owned by the eight or ten leading institutions cannot be studied satisfactorily, for the reason that not all of the objects are on exhibition. Such objects as can be seen in the cases are from all sections of the United States and Canada lying in the "ornament" area. In order to make the study complete, to these exhibits should be added the many local collections in various portions of the United States, scores of which are quite complete, as to types.

Many correspondents sent in outlines of forms not included in the sheet of two hundred and twenty-one outlines. A new sheet of figures was prepared totaling about four hundred and fifty. This sum has since been reduced to four hundred and seven. Many of these are practically the same form, but it was thought best to include them. A few are "freak forms", the originals of which I have never seen. It is just possible that some of them may not be genuine, but they are not numerous, and do not affect the totals or the tables. Enough material was assembled from all sources to give a fairly accurate idea of the geographic distribution of these types among the Indians. At best, however, this work must be considered of pioneer character. Years hence it is quite likely that some archaeologist will arise and will be able to better classify, group and describe these stone ornaments.

In order that so extensive an array of pictures of stones might be studied intelligently, it was necessary to spread out all this data in a large basement. The first arrangement was geographical. The actual specimens sent for study, or on exhibition in the cases of Phillips Academy, number about eighteen hundred. To this total should be added specimens observed by the author, many of which he made outlines of in Salem, Hartford, Cambridge, New York, Albany, Philadelphia, Washington, Burlington and elsewhere. Every specimen in the large collection of the Museum of the American Indian (Heye Foundation), Smithsonian Institution or American Museum of Natural History could not be studied in detail. Their very numbers preclude this. Yet the author spent some time in looking through the cases and stacks and selected numbers of specimens which the officials kindly permitted to be photographed. Anyone familiar with these types or forms recognizes them at a glance, and in the average collection it is but necessary to glance through the cases and confine one's observations to the unusual, after one has observed the prevailing types in the given area. It would be safe to remark that about fifteen hundred were seen in these collections. The greater number, however, were presented in photographs, drawings and outlines from distant places which the author was unable to visit. These illustrations spread out for study filled a space about 170 meters in length and a meter in width and represented 4522 objects. Adding to this total over 900 carefully studied and reported upon



FIG. 7 (S. 1-1.) Gorget, shield-shaped. F. P. Thompson, Montgomery Co., Ohio. The bands are especially clear. Material: striped slate.

by Professor William C. Mills, 300+ by Arthur C. Parker, Esq., and 1385 in the table made by A. E. Douglas, Esq., and many local collections throughout New England, tracings or drawings of which were secured by an assistant sent out by me, gives a grand total of 11,221 ornamental-problematical forms seen by the author or his friends. On the Susquehanna river in the eight largest collections at Lock Haven, Oneonta, Wilkesbarre, Athens, Waverly, Williamsport, and Columbia there are at least 500 ornamental stones, most of which were examined in May-August 1916. In this total the objects illustrated in various reports and books are estimated at one thousand. It is not necessary to stop and count them all, but the author feels safe in assuming that in the extensive writings of the following gentlemen, Moore, Mills, Beauchamp, Holmes, Brown, Fowke and Boyle, there are more than one thousand specimens shown, to say nothing of the number in papers or works of other authors. The spreading out of all these photographs and illustrations enabled one, almost at a glance, to note, not only the geographical distribution of these forms, but also to observe the change of types from one area to another.

It seems to the author that all these illustrations, photographs or outlines (many of which are exceedingly well made) give the student a better idea of this subject than could have been obtained in any other manner. Omitting Andover's 1592 and the Smithsonian's one thousand (approximate), in no three institutions, or for that matter in no dozen institutions, are there more than three thousand of these objects on exhibition.

In the hall devoted to the archaeology of the United States in the Smithsonian Institution, one sees scattered through the cases something like one thousand of these forms, yet there are many more stored. The same is true of other institutions, all of which is no reflection on any of the museums since it is manifestly impossible for them to exhibit everything. The point is this,—that by assembling all these illustrations one has before him practically the entire range of forms in the United States. Such arrangement includes enough forms from the various institutions to give an idea of the character of their extensive collections.

After all this material was assembled and studied, it was again assembled according to form or type. This was a verification of the facts obtained in the geographical study, and the two put together enabled one to correctly draw the maps showing distribution of types.

Although all those who aided in the undertaking have been thanked, the author desires to once more express his appreciation of the extensive assistance rendered by persons in nearly every State in the United States, and the Provinces of Canada. Because each man contributed his part it was possible to cover the entire field. The assembling and study of these several thousand objects naturally resulted in a great deal of duplication,

and in spite of considerable effort it has crept into the pages of this volume. It was found impossible to give sizes of all the objects presented. A sufficient number of these, with sizes appended, give an idea of the prevailing length, breadth and thickness.




FIG. 8. (S. varying.) Phillips Academy collection. Three ovate pendants drilled at either end. The one to the right is decorated with eight incised lines on the right end, and seven at the left. The specimen to the left is full size, the centre one, a pendant of veined quartz, is two-thirds size, while the smaller one is one-third size. Localities: Ohio and Iowa. Materials: Black slate and granite.

CHAPTER III. THE CLASSIFICATION OF ORNAMENTAL-PROBLEMATICAL FORMS

That we have no proper archaeological nomenclature has often been lamented. There is no more reason why there should not be a proper terminology in archaeology than in geology or mineralogy. Until recently no one attempted it, and writers followed their own fancy in naming these things, with the inevitable result that we have many names which are confusing, others ambiguous and still others that are crude and grotesque.

I showed a sheet of outlines of types described in this volume to Professor Charles H. Forbes, head of the Department of Latin, Phillips Academy. Professor Forbes, after some reflection, furnished me with a list of names derived from the Latin, such as lunate, spatulate, ovate, geniculate, bilunate, bipennate, and so forth. There seems to be no valid reason why some of these names should not be applied to type series of problematical forms, and I intend to use a number of them in this volume. The general use of these terms would simplify our descriptions and render our work more uniform. Each of these terms would take the place of several words which we are compelled to utilize in our descriptions, and which carry no definite meaning. The term ovate was used in the bulletin on gorgets and also in the Baltimore classification; lunate refers to the moon-shaped or crescent forms; bilunate to the double crescents; bipennate covers the double-winged forms; and spatulate the spade-shaped and such objects which were formerly classed under the wretched term "spuds". A somewhat limited class of objects formerly called the "L" shaped or "three-cornered", Professor Forbes placed under the general title of geniculate forms. Whether these will be generally accepted I do not know, but they certainly are an improvement over the multiplicity of indefinite words, terms, and phrases we have been compelled to use in the past.

Twenty-two years ago, in the *Archaeologist* (May, 1894, page 156), I called attention to the need in this country of an archaeological nomenclature and classification. Whether some one had preceded me, or whether I had made similar suggestions earlier, I am unable to state, but I am of the opinion that the matter had been suggested in one of my articles previous to the date mentioned. However, be that as it may, no one paid attention to the suggestion, which was afterwards repeated in two or three articles over my signature. About five years ago, after several attempts at such a classification, I had a long conference with Dr. Charles Peabody, and



FIG. 9. (S. 2-3.) Rectangular gorget from Michigan. This was originally a winged-stone and was later made into an ornament. Slate.



FIG. 10. (S. 1-1.) Small circular and other pendants. New York State Museum, Albany. See Chapter XVIII.



FIG. 11. (S. about 1-2.) Five specimens, two of which are ovate, two pointed, and the upper one to the left is spade-shaped. The two lower are spear-shaped. But the upper one was broken and afterwards ground down, so that its present form is no indication that the original form was spade-shaped. Collection of Peabody Museum, Cambridge, Mass. Localities: Ohio, West Virginia and Michigan. Materials: slate and sandstone.

presently he took up the matter with the American Anthropological Association, and a committee was formed consisting of Professor John H. Wright, Mr. J. D. McGuire, Dr. F. W. Hodge, Dr. C. Peabody, and myself, with Dr. Peabody as chairman. We worked long and assiduously upon this classification. Dr. Peabody and myself grouped and regrouped most of the available specimens in the Andover collection before we were satisfied with the results of our labors. Then we submitted our scheme to the other members of the Committee. After more than a year of labor the Committee presented a preliminary classification which was accepted by the members of the Anthropological Association at the Baltimore meeting, December, 1908.

Herewith follows that portion of the Committee's classification which deals with the forms under study in the following pages.

GROUND STONE

I. Problematical forms

1. Laminae (*i.e.*, flat "spuds", "gorgets", and pendants)

Types

- (A) Spade-shaped
 - (B) Ovate
 - (a) Sides concave (not common)
 - (h) Sides straight
 - (c) Sides convex
 - (C) Leaf-shaped
 - (D) Spear-shaped
 - (E) Rectangular
 - (a) Sides concave
 - (b) Sides straight
 - (c) Sides convex
 - (F) Shield-shaped
 - (G) Pendants
 - (a) Celt-shaped
 - (b) Rectangular
 - (c) Oval or circular
2. Resemblance to known forms
- (A) Animal-shaped stones
 - (B) Boat-shaped stones
 - (C) Bar-shaped stones
 - (a) Longer, resembling true "bars"
 - (b) Shorter, "ridged" or "expanded gorgets"
 - (D) Spool-shaped stones
 - (E) Pick-shaped stones
 - (F) Plummets-shaped stones
 - (G) Geometrical forms
 - (a) Spheres
 - (b) Hemispheres
 - (c) Crescents
 - (d) Cones

STONE ORNAMENTS

3. Perforated stones with wings

(A) Wings with constant rate of change of width

(a) Wings expanding from perforation

(b) Wings with sides parallel

(c) Wings contracting from perforation

(B) Wings with varying rate of change of width.

II. Tubes and tube-shaped stones

III. Beads

IV. Pitted stones other than hammer-stones



FIG. 12. (S. 1-1.) Ovate gorget, lower edge notched. Museum of the American Indian, N. Y.
Locality: Arkansas. Material: red sandstone — hard.



FIG. 13. (S. 1-2.) The three to the left represent the first stage in the making of the problematical form. That to the right, the second stage. These are of slate and are from Ohio, Indiana, and Pennsylvania. The upper specimen is a block of slate which has been worked into shape by means of a heavy hand-hammer. The first stage is not unlike that observed in the manufacture of flint implements. The central and lower ones represent the second stage in the process of pecking, while the one to the right is still further reduced, and the elevation, strengthening the perforation, is worked into relief. When completed they would all be of the bipennate or winged form. Phillips Academy collection.



FIG. 14. (S. 3-4.) Black slate. A. G. Rogers, Parker City, Ind. One half ground. The other half pecked. An interesting object, showing different stages of workmanship on each wing. Perforation completed. Locality: near Washington, Indiana.

CHAPTER IV. MANUFACTURE OF ORNAMENTAL AND PROBLEMATICAL FORMS

This interesting class of unknown objects will be studied first in the unfinished form. Previous to this page, in Figs. 13 and 14; and subsequently in Figs. 15 to 22, I have presented nearly all the steps or stages of process of manufacture in problematical forms. It would appear to readers that the accumulation of these types is an easy matter; it is not, but requires much time and patience and an endless correspondence. I was more than ten years in accumulating a hundred unfinished problematical forms. These all vary according to locality and material. There are local cultures, developed in this form of object as in flint or other types.

There are some sites in this country where shale or slate occur; notably at Martin's Creek, Pennsylvania, where we obtained many unfinished bipennate or winged stones of Pennsylvania forms. These materials are not as hard as granite, but they are not always soft. So far as I can ascertain aboriginal man visited such places and secured masses of material. He reduced this by pecking or abrasing with stone hammers or rough blocks of flint (for a flint pebble makes a better hammer than other stones).

I have, under each of these figures mentioned, stated at some length what stages of workmanship the objects represent. Reference to these in conjunction with reading the following paragraphs will acquaint readers with the essential facts.

After pecking with stone hammers the surfaces and sides of the slate or shale until he had reduced it to desired shape, the worker then began to grind the stone. The scratches on several of these specimens indicate that they were ground vigorously with other gritty stones, or rubbed back and forth on the edges of larger stones. There is no other way to account for the scratches on the surfaces. Possibly some have been cut with flint flakes.

The average tablet, a flat gorget, must have been made from a piece of slate or water-worn shale. It is not to be supposed that the native would put himself to the trouble and inconvenience of reducing a block of slate larger than the required size. Large fragments of slate, shale, granite, and blooded quartz he did make into winged objects. Manifestly, he could not make a winged object out of a thin, flat stone (such as our Committee have classified under "laminae"). The flat tablets, gorgets and pendants are more numerous than the winged objects, for the reason that they are



FIG. 15. (S. 3-4.) Paul S. Tooker collection, Westfield, N. J. Material: heavy slate. The lower object roughly blocked out. The upper one pecked but not polished. Neither are perforated. These represent the earlier stages of workmanship.



FIG. 16. (S. 1-2.) Material: grey slate. Susquehanna valley, near Scranton, Pa. Upper object polished and drilled. Lower one shows a very rough surface, but is drilled. There is also a groove to the left (in the upper specimen), which may mean that the maker intended to change the form. Everhart Museum, Scranton, Pa., R. N. Davis, Curator.

easy to make. Inspection of the specimens illustrated in Figs. 23, 27 and 28 will prove the point I make that many of these objects required little work, save in shaping the edges. Man cut or ground the edges until they were concave or convex or angular to suit his fancy.

Most of the rectangular and oval ornaments were ground into form or the stone was nice and smooth, so no grinding was necessary save on the edges. The object was then ready for perforation, and he perforated it and rubbed and polished it until the scratches had disappeared. In the case of the winged stones much more care was necessary. The crescents or lunate forms and the ridged stones being thicker were not as easily broken, and we find fewer broken specimens among them than of the winged class. There were more broken "butterfly" or winged stones than of any other class. Because of the thin wings it was necessary for him to work very carefully, and probably to place one-half of the specimen on a raised surface covered with buckskin or hide and to rub that until he was ready to turn the specimen and work on the other wing. At best the process was a long and laborious one, as the many unfinished objects of this character attest.

A study of the unfinished winged objects in the Andover collection furnishes one with a great deal of information. When I said that we had a hundred unfinished winged problematical forms, I meant of those with exaggerated wings, those in which the wings are the prominent feature.

The larger objects in all the collections examined indicate that, after being quarried, or, if not quarried, after the blocks were chipped or hammered, the process of pecking followed next. Then grinding, scratching, or cutting. Last of all came rubbing with softer materials and polishing. Another thing that we proved was that most of these winged objects were drilled with a reed drill. Illustrations of the core remaining in the centre of the perforation are shown in Fig. 85. It is also apparent that the specimens were drilled before they were nearly completed. A specimen is not worked down quite thin before the drilling is undertaken. Apparently, the pecking has been ended, most of the grinding done, and the fine grinding and polishing remain to be completed after the specimen is drilled.

Mr. Paul S. Tooker of Westfield, New Jersey, sent me some sixty New Jersey specimens for study and description in this volume. Some of these were unfinished and others had been broken and re-worked. The number of unfinished objects of the ornamental-problematical class in New Jersey exceeds those found in New England.

On an island in the Susquehanna River some miles below Columbia, Pennsylvania, is a ledge of heavy slate. The Indians resorted to it for the manufacture of winged-perforated objects and large numbers of unfinished forms in all stages of workmanship have been found. Mr. Theodore L.



FIG. 17. (S. 1-3.) A large double-winged problematical form, roughly worked out of dark gray slate. The unusual size of this object makes it very interesting. It is about two cm. in thickness. It was found by a farmer near the home of Mr. Addis, Albion, Indiana, to whom the Museum of Andover is indebted for a number of fine specimens of the problematical class.

In this specimen the work has passed to the second stage. Pecking is finished, some grinding remains. But neither of these will be undertaken until the perforation is completed. And there is no indication that the Indian had begun it.

Urban of Columbia has more than 150 unfinished ones in his large collection. For the most part they are rude, but partly completed ones are not wanting.

My field notes on the Susquehanna Expedition state:—

“Fishing Creek, Columbia County, Pennsylvania.—On Mountain Island there seems to have been a long-settled Indian village in which quantities of relics have been obtained. The spot is most interesting because the Indians seem to have gone to the mainland to the east of the island and there obtained slate which they brought back to the island and manufactured into ceremonial objects, such as banner-stones and gorgets. The party found a large number of fragments, ranging from plain slabs of slate to banner-stones in all stages of completion.

“Some examples of the unfinished objects, although broken, were found. It is a matter of common knowledge to the farmers in this neighborhood that these objects are abundant on Mountain Island. Some miles above this island was a smaller island now covered by water since the erection of McCall’s Ferry dam. On this small island hundreds of fragmentary and half-made banner-stones, with numbers of finished implements, are said to be found.”

In New Jersey the winged stones are more frequently of shale, quartzite, and granite than of banded slate. This is true of Delaware and lower New York. The stones are thin in the centre (See Figs. 230 and 232) and the wings usually curve downwards instead of being at right angles, or expanding from the perforations. These New Jersey types to me suggest a bird in motion, and may stand for the “thunder-bird”, so common in American mythology.

Mr. Tooker possesses a broken bipennate form of mica schist. This has been perforated through the centre at right angles to the original long perforation, and was worn as an ornament until the rough, broken edges became polished through use. The New Jersey specimens look old and do not appear to show white man’s influence in any way.

In his collection was a bit of broken winged object made from quartzite, commonly called blooded quartz stone from Arkansas. This specimen was probably secured by the New Jersey natives through exchange.

All ornamental objects pass through very much the same evolution. That is, they are all made by hand from slates, shales, sandstone, granite, mica schist, and some of the rarer materials. The stone selected is usually more slab-like than a pebble, unless the native desires to make a plummet, spherical or thick object. Slate and shale have been quarried in certain portions of the country where they were not numerous on the surface or where a better material could be secured from ledges. This is notably



FIG. 18. (S. 1-3.) Four winged, unfinished, problematical forms from Ohio, Indiana and Pennsylvania. Material: highly banded slate. Phillips Academy collection. Two of these were collected by Albert L. Addis, of Albion, Indiana. The upper one at the right is interesting in that it has been perforated, as if worn for suspension in the unfinished stage. Such use is frequently noted in these objects, and is to me an indication of great age, that they were made by a certain individual, lost, afterwards found by another individual, an unknown length of time intervening, and perforated. This, being of the winged type, seems too heavy to be worn suspended as an ornament, yet the perforation seems to indicate that purpose. The perforation is different from that ordinarily seen in winged objects, being at right angles to the faces instead of parallel to them.

true of the site near Martin's Creek, Pa., portions of Delaware, New Jersey, Ohio, the Columbia, Pa., site referred to, and elsewhere.

Out of about 4522 objects shown in the photographs and drawings and the two thousand or more original specimens studied by the author of this volume, something like twenty per cent are unfinished. As he writes this page, there lie before him drawings of over three hundred unfinished problematical forms from Ohio, Indiana, Pennsylvania, New Jersey, Connecticut, Massachusetts, New York, Kentucky, Georgia, and Tennessee. Yet, curiously, there are vastly more specimens of unfinished winged stones than of the simple, ovate and rectangular, single and double perforated pendants, ornaments and tablets. The number of unfinished winged and complicated forms is out of all proportion to the simple forms. That is true of every large collection. The only exceptions are found in collections from the outskirts of the area indicated on the maps, and which I have presumed to call the heart of the ornamental-problematical belt. This fact illustrates the importance of intensified study, and that it is necessary to assemble large numbers of pictures of these things, in order to be able to properly study or group them. A few hundred of these objects assembled would not bring out strongly this interesting fact of the preponderance of the unfinished complicated forms over those of simple design. Naturally, one would conclude that the rectangular and oval forms in unfinished state would be most numerous. It is not necessary to present large numbers of these unfinished objects, since, as stated above, the evolution is practically the same.

Primitive man selected an ordinary flat stone for the oval or rectangular ornament, pecked and ground it by means of stone hammers and bits of sandstone, then perforated the stone and polished it. There is no evidence that he made the perforation before he began the pecking and grinding process. Again, he generally perforated the winged stone after the pecking-grinding had progressed to some extent. There may be a few exceptions, but as a rule, he would not attempt to drill the object after the wings had been worked down to the required thinness. There is too much danger of breakage. In the case of the flat ornament (simple forms) it did not matter when he perforated them, since in drilling of flat surfaces there was little or no danger of breakage.



UNFINISHED WINGED FORM

FIG. 19. (S. 3-4.) Paul S. Tooker collection, Westfield, N. J. Of argillite, ground but not polished.



UNFINISHED WINGED FORM

FIG. 20. (S. 4-5.) James A. Branegan collection, Millbourne, Pa. Roughly pecked out. Not ground and not polished. Material: granite. Cecil Co., Md.



FIG. 20A. (S. 1-1.) Short winged object, showing that perforation was made by means of a reed drill, the core remaining in the hole. Reed drills were made use of in many of the larger problematical forms. Another example of reed drilling is shown in Fig. 85.



FIG. 21. (S. 3-5.) Large, unfinished, winged object of fine-grained, highly banded slate. This shows the specimen at a stage when the pecking and grinding are completed and the object is partly polished. After further rubbing, the specimen would be perforated through the centre, and the edges further ground down. Collection of J. E. McLain, Bluffton, Indiana.

CHAPTER V. THE OVATE OR PRIMARY ORNAMENTS

What was the form of the first ornaments used or worn by primitive man in the United States or Canada? Manifestly, no one knows positively what the earliest inhabitants of this country wore in the way of personal adornment. For that matter we do not know with certainty whether they made use of ornaments of any description. The old theory was that men of the early stone age had not begun to make ornaments. Yet later discoveries in Europe would indicate that men of a very early period made paintings and drawings on the walls of caverns and that these pictures exhibit artistic ability. Eliminating paleolithic man of Europe, and confining our consideration to the United States and Canada, we are not certain that man existed here in a state of culture so low that it may be considered as representing the paleolithic. But the discoveries of Mr. Volk and Dr. Abbott at Trenton, which are generally known, would tend in that direction. Yet the majority of students of the Indian are not willing to admit that man lived in North America at as early a period as he did in Europe. Discarding the question of paleolithic man here, and coming down to more recent times, we find that very primitive peoples such as the Seri observed by McGee, or some of the Shoshoni seen by Lewis and Clark, had scarcely developed the art of ornamentation. Among them, very simple ornaments of wood, shell or stone might have been in use, although McGee believes that ornaments were practically unknown among the Seri. That may be true, yet it cannot be affirmed as a general proposition to be applied to the whole of the United States and Canada. Simple ornaments, such as perforated stones or shells are not necessarily confined to realms of antiquity. The Seri and Shoshoni seem to be exceptions and should not affect the entire area. It seems reasonable to suppose that the first aborigines, whether they came from Asia or across a land bridge from Europe, or whether they developed on this continent (as Brinton once thought), first used simple ornaments. If they began with the more complicated forms, these would indicate that they had come here from elsewhere when in a more or less advanced stage of barbarism. This also brings to mind what seems to the writer to be quite important: that if they had come from elsewhere in an advanced stage of barbarism, they would have brought here forms of ornaments and artifacts found in some other portions of the world. It is surprising that, taken as a whole, the Red American artifacts and ornaments are different from those made use of by any other people on the face of the globe. The term as a whole, is used



VERY PRIMARY FORMS OF OVATE ORNAMENTS

FIG. 22. (S. 4-5.) Collection of Willard Yager, Ononta, N. Y. Material: sandstone. Localities: Otsego and Oneonta Plains, New York.

advisedly and, of course, it means that the art should be considered in its ensemble. Arrow-heads, celts, bone awls, ordinary clay pots, many of the shell ornaments, some stone ornaments, spindle whorls and other things found here cannot be distinguished from elsewhere in the world. Along with these things that are similar everywhere, are scores of types totally dissimilar and, because of this fact, stamp the American culture as different.

Anyone who cares to investigate this interesting phase of prehistoric life may settle the problem for himself by studying the extensive African, Egyptian, Assyrian, Swiss Lake Dweller, Australian and Scandinavian collections, and compare them in their ensemble with the complete American collections in any large museum.

The simple oval ornament doubtless developed among all peoples of the world, when they were in the stone age. It is natural to suppose that the first man, whether in America, Egypt or France, perforated a unio or other shell and hung it about his neck or let it dangle from his belt. The use of shell extended down to neolithic times in Europe, just as the plain shell ornaments among our Indians later became the engraved gorgets of our Tennessee mounds, or the slender shell hairpins of the Cumberland graves. Again, if one will reflect upon the beginning of human culture here in North America, it is reasonable to suppose that the use of shell preceded that of wood or stone. Wood had to be fashioned. Stone must be drilled, whereas the clamshell may be easily perforated and worn. An Indian traveling along the rocky shore of some stream, or near the ocean observed a piece of shale or colored stone. Its color attracted him and he picked it up and with thorn or splinter of stone drilled a hole through the top, thus making a rude ornament.

Now, while such Indians as the Seri have not progressed, we must not imagine that the rate of progress among all tribes was slow. It may have required considerable lapse of time for ornamentation to develop. No man can affirm with assurance as to this.

We may imagine that the first aborigine to discover the possibilities of the stone ornament, selected an unusually soft claystone, punched a hole through it with a thorn, and the material being very soft, the rim between the perforation and the upper part gave way and the stone was lost. Meantime, other natives, seeing and admiring this new ornament, followed his example. Presently it was ascertained that slate and sandstone, while harder to drill, retained their shape and were more serviceable than softer claystones (See Fig. 22). Somebody discovered that it was well to make two perforations in the oval stone. Again, that by grinding the edge of the stone one could change the form, and thus the simpler objects shown in Figs. 23 and 26 came into use. A stone of about the desired shape was



FIG. 23. (S. 1-2.) Peabody Museum, Harvard University, collection. Further development of the single-perforation stone ornament. The circular disc is often found, and was probably an ear-ring. Localities: Ohio. Materials: banded and ordinary slate.



FIG. 24. (S. 5-6.) Willard E. Yager Collection, Oneonta, N. Y. An unusual perforation in the ovate forms. Localities: Susquehanna River banks near Oneonta. Material: diorite.

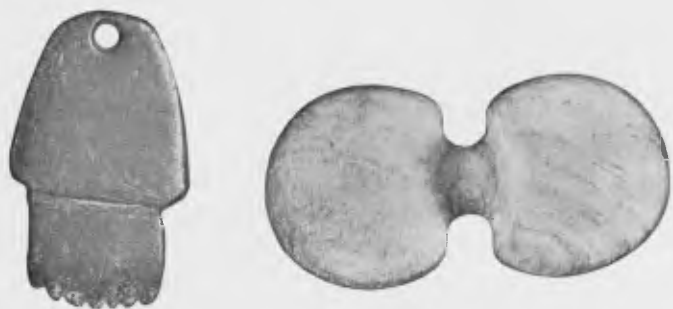


FIG. 25. (S. 4-5.) Small pendant or ear-ring and winged object. The pendant is of black slate from Michigan. The winged object is worked unusually thin and made of a light green slate. It is found near Nashville, Tennessee. While the pendant or ear-ring may properly be included in this class of objects, the winged stone should come under the classification of bipennate forms. The ornament is notched on the lower end.

worked accordingly, and flat discs remained as more or less circular or rectangular ornaments. Thus slate and shale, rectangular in the natural state, were made into rectangular or square ornaments and tablets.

The simple oval ornament, whether perforated or unperforated, is distributed more widely than any other type or form in the United States and Canada.

In Figs. 205 to 210 I have shown all the forms, and in Fig. 202 I have indicated the ovate-gorget distribution. Readers will observe that in the method of arrangement some other grouping is quite possible. That is, another student or observer might conclude that I have not properly grouped these objects. The oval perforated ornament is present in large numbers of collections. What are supposed to be primary forms are placed first in the plans. It is a natural step in the evolution of these forms from the oval, single perforated ornaments to the double, drilled ornaments and those with triple perforations. From the flat, oval ornaments to the rectangular ornaments there is a gradual development or change. The rectangular passes through a like period of evolution until one reaches tablets and specialized forms.

In Figs. 205 to 210 some of the very gradual changes are not shown, but the writer has endeavored to present a sufficient number. These things being hand-made, it is natural that they should vary. If the personal equation enters into the grouping of these, certainly the individual fancy of the Indians who made them enters into it much more considerably. It might be said of ornaments in general what was said of common arrow-heads, that there were not two exactly alike. How many objects of Indian manufacture I have examined during my lifetime it would be impossible to state, but of all that number I have never seen two that were exactly alike. This does not refer to machine-made wampum, or objects in use among historic tribes, but, on the contrary, to stone artifacts and ornaments. For all practical purposes, however, in our study of these objects, they should be grouped as nearly as possible according to the form. The simple oval ornament to which this chapter is devoted, is illustrated in numbers in the figures scattered throughout the text.* That some of these objects were in use in historic times no one will deny; that many of them are ancient is also quite true. It requires no skill to shape and drill those represented by the outlines in Fig. 205. Tribes of the most primitive culture could easily possess themselves of these things, and their wide distribution throughout the area (Fig. 202) indicates this fact.

In Chapter XX, devoted to objects found in the mounds and graves, numbers of them are noted in the publications by Mr. Moore, Professor

*In the Bibliography all the articles upon them will be found cited.



FIG. 26. (S. 1-5.) A good series of the flat, rectangular gorges and a few ovate ones. The three central objects and the lower central one do not belong in this classification. Students should examine all these twenty-seven objects carefully. Materials: slate, granite, sandstone, diorite. Localities: chiefly Ohio; a few from Indiana. Collection of J. A. Rayner, Piqua, Ohio.

Mills and others. My own explorations in small mounds of the Ohio Valley lead me to believe that more of them occur among the more primitive cultures than among the higher cultures, although they are present there. Rude implements found among people who were capable of making artistic and complete forms, simply means that there were poor, careless workmen among the Indians as among ourselves. There are other specimens, however, that show weathering and from their appearance, or position in the older mounds or graves, must be of considerable antiquity. A few oval forms, perforated or unperforated, which the writer has observed in ethnological collections look fresh compared with those from mounds or graves in which skeletons have either disappeared or are fragmentary, but oval forms occasionally found in the Red Paint People's graves in Maine are much weathered and appear very old.

The simple form of ornament was doubtless worn as a pendant. Having one perforation, it did not lend itself conveniently to any other use. No one seems to have assigned these to a different purpose other than as pendants or personal ornaments.



FIG. 27. (S. 1-2.) Mottled slate. Susquehanna River, near Scranton, Pa. Everhart Museum, R. N. Davis, Curator. This is a primary form of a singly perforated gorge.



FIG. 28. (S. 1-1.) Material: fine gray sandstone — hard. Locality: near Westfield, N. J. Paul S. Tooker collection. This is a gorget rather than an ovate form.




FIG. 29. (S. 1-2.) The purpose of these spade-shaped forms is not clear. Probably they are developments of the simple, straight-side ornament. Phillips Academy collection. Material: slate. Localities: Ohio.




FIG. 30. (S. 1-1.) This long, rectangular slate ornament becoming broken was ground down and re-perforated and used for suspension. This specimen was originally something like 15 cm. in length and was perforated about 5 cm. from either end. Originally it was worn or tied at right angles to the position in which it would hang in its present form. Phillips Academy collection. From Ohio.

CHAPTER VI. THE GORGETS

In 1906 Dr. Charles Peabody, Director of the Department of Archaeology, Phillips Academy, and myself published a monograph devoted to a study of gorgets. There is considerable demand for this publication, and it has been out of print for several years. Hence it may not be considered improper to quote a few pages from our publication.

The bibliography compiled by Dr. Peabody included 138 references. The monograph was the result of considerable study, travel and correspondence. It was confined to a technical description of gorgets, omitting winged objects and everything except flat and ridged ornaments perforated in the centre or near the end. None of the objects classed as gorgets were drilled through their long diameter. The authors personally examined and measured 126 gorgets on exhibition in the Peabody Museum, Harvard, 282 in the Phillips Academy collection, making a total of 408. This total does not include objects in other collections.

All measurements were in the metric system, and the ten classes carefully studied from every possible point of view. In fact, the measurements in all classes except Number 10 were as complete as it was possible to make them.

Omitting the reference to the plates the result of our study was the following classification:—

- | | |
|----------|---------------------------------|
| Class 1 | Spade-shaped |
| Class 2 | Ovate. Ends rounded |
| | (A) Sides concave |
| | (B) Sides straight or irregular |
| | (C) Sides convex |
| Class 3 | Leaf-shaped. Ends pointed |
| Class 4 | Spear-shaped. One end pointed |
| Class 5 | Rectangular |
| | (A) Sides concave |
| | (B) Sides straight |
| | (C) Sides convex |
| Class 6 | Ridged. Surface elevated |
| Class 7 | Expanded at middle |
| Class 8 | Shield-shaped |
| Class 9 | Pendants |
| | (A) Celt-shaped |
| | (B) Rectangular |
| | (C) Oval or circular |
| Class 10 | Unusual forms |




FIG. 31. (S. 1-1.) A long, pointed red sandstone ornament with notches (presumably records) on either edge and originally perforated near each end. Becoming broken, it was perforated on either side at the top either for repair or for suspension. Phillips Academy collection. Locality: Ohio.



FIG. 32. (S. 1-1.) A good illustration of the elongated gorget form, pointed at either end, highly polished. Such a specimen as this must have been highly prized by ancient man. Collection of Dudley A. Martin, DuBoistown, Pa. Material: red slate.

It should be borne in mind that this classification precedes that made by the Nomenclature Committee of the American Anthropological Association at the Baltimore Meeting in 1898. The authors stated*—“Each specimen in the tables has also been studied as to its length, breadth and thickness, its materials, provenance, perforations, and any signs it may carry of wearing by use. The perforations have also been studied in regard to their number, position and countersinking. A perforation is described as countersunk when it possesses a diameter decreasing with the distance from the face. The countersinking has been studied in regard to upon which face, where significant, lies the larger diameter of the perforation; in other words, generally, upon which face has been done the greater countersinking.

* * * * *

“In any description of objects whose forms are humanly determined, an exact limitation of classes is not possible; one division or subdivision encroaches upon the territory of its neighbor; exact boundaries are no more to be found than the termination of a repetend. In like manner the personal equation enters into the active work of the student of specimens. Had the two collections been studied inversely by the authors or by others the statistics would not be identical, nor would they be identical were the same men to repeat their task. As in a composite photograph or an impressionist picture, blurred outlines do not impair the truth of the presentation, and individual variation in either the makers of the object or in the investigators has little influence on the sum total of results.”

Gorgetts as shown by our maps and illustrations gradually merge into more complicated forms. A lengthy description of them is not necessary, since they have been so completely studied by Dr. Peabody in the monograph. But one of the most interesting features in connection with these stones is the use to which prehistoric man put broken gorgets. In some instances the maker has attempted to repair them by drilling one, two or three holes slightly back from the margin where the break occurred. In other specimens (See Figs. 30, 35 and 219) additional perforations have been drilled in order that the gorget might again be worn as an ornament. Many broken winged or problematical forms were drilled and worn and made use of by Indians in subsequent times. In many of these the secondary perforations are fresher and less weathered than the originals. This naturally brings up the question as to how much time elapsed between the original manufacture and the later working.

“Because of its unusual high polish and slightly oval surface, we cannot well illustrate No. 39544, which was found by Clarence B. Moore in Washington County, Florida, in 1902 (See Fig. 103). This is a remarkable

*Peabody, Chas. and Moorehead, W. K., *The So-called "Gorgetts"*, pp. 6 ff.



FIG. 33. (S. 1-2.) Dark slate. Near Scranton, Pa. Everhart Museum, Scranton. A specially worked gorget. These variations are not uncommon. Yet a gorget notched or grooved in the centre is rare.



FIG. 34. (S. 1-1.) An unusual form of ornament. Small perforation at the top, grooves or indentations, forming a neck. Large perforations below, which are worn smooth. A few such ornaments have been found in this country, but they are exceedingly rare. Material: dark red jasper. Collection of F. B. Valentine, Ridgeley, West Virginia.

specimen, and although it is set down as having one surface flat and the other convex, it would be more accurate to say that the flat or upper surface is slightly hollow. The entire specimen is highly polished, so much so that it has a glossy appearance. The specimen is broken. After breaking it has been used, possibly by later Indians, for smoothing the sinews or similar purposes, as there are grooves worn across its large diameter. These grooves almost obliterate the perforation. It is possible but not probable, that the specimen was a pipe of the monitor type. There is a raised circular line still traceable, and this was originally 25 mm. in diameter. As this is in the centre of the object at the broken end, where the specimen is 11 mm. thick, it is possible that this may have been the base of the bowl."*

A winged-perforated object (Phillips Academy, No. 18144), was broken long ago, and the Indian who found it drilled it at the top and wore it as an ornament. All the edges and perforations carry patina and evince great age. This is a very old specimen, and we may construct theories that the second tribe made of it an entirely different object than that intended through the workmanship of the first.

The Phillips Academy collection contains a broken gorget of curious, mottled stone, No. 25011, found in the Connecticut Valley. There were two perforations, one on either side of the centre. "The one that remains shows unmistakable wearing in the perforation. The specimen is not a work of art, but is one of the most important in this entire series, if not in the entire museum, because it clearly and positively indicates that two strings were put through the opening, and the wearing is on such side of the perforation as could come from two strings and not from one. The wearing is at the right of the perforation on one side, and at the left of it on the other. Further, the specimen was worn across the body or at least tied across something rather than in a vertical position; the thong or cord slipped and caused the wearing. To the suggestion that the specimen should show wearing on four sides of the perforation rather than on two, it may be remarked that the string while flat and tight against one surface was tied to something on the other side that elevated or brought it out more from the perforation. Possibly this may seem ambiguous, but if one experiments with strings, as has been done, he will observe that it is impossible for one string to cause the wearing indicated. One string drawn back and forth will cause a polish on the edges of the perforation at the same places on either side. The more one studies these objects the firmer becomes the conviction that the term 'gorget', as applied to some of them as a class, is misleading or even more than misleading. That most of them are gorgets one may not deny. That a lesser number are not

*Bulletin No. 2, "So-called Gorgets", p. 86.




FIG. 35. The upper ones, full size. The two to the left, 1-3 size. The two to the right, 3-5 size. Phillips Academy collection. Several of the broken and re-worked forms are described on pages 57 and 59. Materials: black and banded slate, steatite and granite. Localities: Ohio, Kentucky, Michigan and Massachusetts.

gorgets we are free to affirm; that the bulk of them one cannot positively assign to this purpose or that purpose is quite probable.**

"Moorehead found more of them on prehistoric sites than on Shawano or Delaware sites in the Ohio Valley. From the surface of South Fort at Fort Ancient, Warren County, Ohio, he collected one rectangular gorget with straight sides and two perforations; one oval, with two perforations; one concave, two perforations; one rectangular pendant, straight sides, one perforation.†

"In graves within the South Fort, he found two pendant-shaped gorgets among decayed human bones. There was one perforation near the end of each gorget.

"In the Coiner mound, three miles east of Frankfort, Ohio, a diamond-shaped gorget was found under the head of a skeleton.‡

"Three miles down the Scioto River from Chillicothe, in the Redman mound, were found two gorgets: one with expanded centre, two perforations, with skeleton; one broad, with concave sides, two perforations, and under head of skeleton. Both of these were of slate.

"With skeleton No. 278, in the Hopewell group (explored 1891), lay a gorget of cannel coal.

"The Storey mound, west of Chillicothe, sheds some light upon the gorget class. On the right wrist of a skeleton was found a fine expanded-centre gorget of ribbon slate, with two perforations. On the left wrist there was one of the same kind, but not perforated. Also at the left wrist was a concave one with unusually sharp edges.**

"In the Roberts mound, Perry County, Ohio, was found a gorget injured by fire. It was thick, expanded centre, with two perforations, and lay amid the remains of a cremated skeleton.

"At the Corwin mound, one and one-half miles north of Waverly, Ohio, a curious thick stratum of a soft, black substance lay upon the base-line. In this were several objects of the 'problematical' class. One, of galena, had two perforations, and was almost boat-shaped.***

"At Beavertown, Ohio, in a mound, the same survey discovered another slate gorget with straight sides and two perforations."

In all these burials with skeletons, the forms found were chiefly the pendant, the expanded centre, the ridged and the octagonal outline and tablets.

"Reference has been made to certain ornaments made of broken ceremonial or broken gorgets. It seems that they may mean more than

**ibid.* pp. ff. 88

†*Fort Ancient*, p. 111.

‡*Primitive Man in Ohio*, p. 131.

***Report of The Ohio Archaeological and Historical Society*, vol. VII, p. 134.

****ibid.* p. 161.

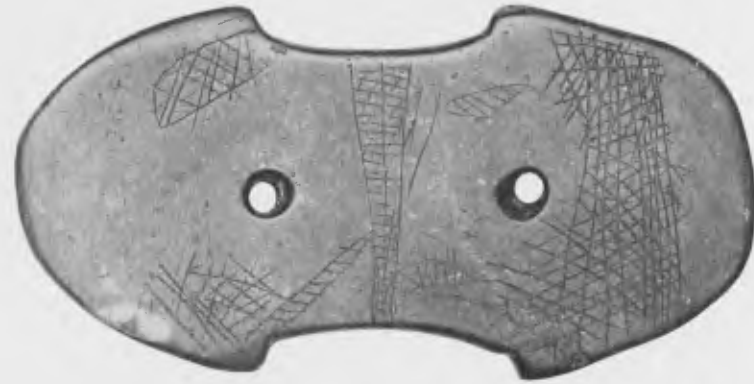


FIG. 36. (S. 10-11.) Decorated gorget. Fine-grained purple slate. Highly polished. Purple slate is often used for these things in the Susquehanna Valley. Found at the well-known "Cold Spring", on the banks of the Susquehanna, about 4 kilometers above Oneonta. Willard E. Yager Collection, Oneonta, N. Y. (See Chapter XXVI.)



FIG. 37. (S. 1-1.) Found in central part of Sussex County. A gorget of pink, hard sandstone, curiously mottled, being on one side pink and on the other variegated with yellow and green bands. Apparently this stone was considered unusual by the Indians. They had drawn five wigwams near one end, and a snowshoe and other objects at the other end and in the centre. There are four notches on each side, made V-shaped, and six in each end. Collection of Paul S. Tooker, Esq., Westfield, New Jersey.

what is implied in the simple statement that a broken ornament was re-made into a serviceable ornament. That the following is probable, it is not claimed, but the assertion is ventured that it is possible. Since on becoming broken they are afterwards made into entirely different objects in shape, is it not possible that in their original form they were made and used by a much earlier tribe? That they were found upon the surface by later natives, and were fashioned by them into such ornaments as are common upon sites occupied in comparatively recent times? If this is not so, why do all the broken stones, when re-fashioned, take the form of ornaments different from those found generally throughout the country? It may be offered as a suggestion that the original form was a design common to the tribe that made them. Becoming broken they were cast aside. Subsequent individuals or tribes made quite differently-shaped gorgets, and accordingly changed the broken gorget of their predecessors to the pattern that best suited them."

Regarding Wisconsin gorgets, Mr. Charles E. Brown, curator of the Wisconsin Historical Society, writes me:—

"Wisconsin has produced a large number of gorgets. A few are from mounds or graves. They range in their distribution from the Wisconsin-Illinois line as far north as Barron and Langlade counties, and embrace a variety of well-known as well as some curious forms. A small number are ornamented with incised markings upon one or both faces. Some bear a succession of small incisions upon their edges at the extremities or sides, or in both places.

"Our gorgets are made of slate, steatite, catlinite, sandstone, limestone, syenite, mica schist, and of other materials. Most specimens have a single perforation near one extremity or at the middle. A smaller number have two perforations, these being placed at the middle, or one near either end. Gorgets with three or more perforations are of rare occurrence. Unperforated specimens and specimens in which the drilling has only been begun are occasionally found. Broken and re-drilled examples occur. The accompanying outlines are of some of the common and of the infrequent forms.

"Rectangular and oval gorgets (See Fig. 205, outlines 46 to 85) are also of quite common occurrence. Examples have been recovered in Milwaukee, Waukesha, Rock, Sauk, Manitowoc, Winnebago, Juneau, Portage, Wau-paca, Outagamie, and other counties.

"A small number of small perforated stone ornaments, known to local collectors as 'pendants', have also been found on Wisconsin camp or village-sites. These are often circular, oval, or triangular in shape. A few are in the shape of small animals. These are made of catlinite."



FIG. 38. (S. 1-1.) Front view of the "Owl Ornament", found in a grave at Fort Ancient, Ohio, 1882. Collection of Ohio State University. One of the first specimens collected by W. K. Moorehead at Fort Ancient. Material: graphite slate.

Few finer problematical forms have been found. There are two grooves on the face and back of this object. One runs from the top down about 4 cm., intersecting the other. In the angles formed by these two grooves are two perforations extending through the stone and drilled from each side. At the bottom is an oval-shaped hole on the face extending through. This latter perforation does not exhibit an oval shape from the rear, but presents a round appearance. Around this oval-shaped depression are fourteen holes, each drilled about 3 mm. deep. They present the form of an arrow-head, or a heart. On the reverse side are two holes above the oval perforations which are not drilled through the stone, and which lie just under the horizontal groove.



FIG. 39 (S. 1-1). The "Owl Ornament", reverse of Fig. 38

CHAPTER VII. THE RIDGED AND EXPANDED GORGETS

These have been placed under the general title of gorgets. It is quite likely that the double or single perforated gorget, whether shield-shaped, spatulate form, contracting centre or expanding centre, was but a higher development of the single perforated pendant. They are closely related, and it requires no stretch of imagination to classify them thus. Fig. 207 (upper row) clearly indicates this, and all these forms are strikingly alike, being fashioned along one general plan. It is quite obvious that objects from flat pebbles or water-worn slabs of slate or other stone were easier to manufacture than the winged and complicated types. The fact that these various forms of gorgets are much more numerous indicates the correctness of this view. However, while the gorgets of all kinds are numerous, there is an exception in that the ridged gorgets are far less in number than the winged forms. Reference to Figs. 205 to 210, where all the outlines are assembled in regular order, will acquaint readers with the gradual change of the gorget forms to the more complicated ones.

To take these up in great detail would necessitate more or less repetition of that which precedes and that which follows. Therefore, it is just as well to curtail the text in this chapter and present sufficient illustrations to cover the forms. By reference to the various maps, plans, and tables, readers will be able to obtain the necessary information, and thus obviate the necessity of lengthy description of each sub-division of type or variation.

The ridged gorgets can be carried through a series ending with the form shown to the left in Fig. 176. This is specialized until the knob is almost horn-like in its elevation. Taking this in its extreme and working back to the forms shown in Fig. 42, quite a wide range has been covered.

Figures 163 to 166 illustrate the gorgets contracting in the centre, expanding in the centre, and, one to the right in Fig. 44, a spatulate form. In Fig. 248 are two tablets, center of lower row. The tablets may have straight or concave sides, but they are very seldom expanded in the centre. There are short, rather thick gorgets expanded in the centre and illustrations of these are given in Figs. 46 and 42. These seem to vary from the gorget type and I am rather uncertain whether they should be classed as gorgets.

We might profitably study them in some detail. An examination of perforations, measurements of length, breadth and thickness — all of these things were done and statistical tables presented in a previous




FIG. 40. (S. 1-2.) Face of one gorget and rear of another gorget with expanded sides. The face is flat, the reverse is convex. These are usually perforated from the face downward, the holes being small on the reverse. They were not drilled with a reed or hollow drill, as the holes are cone-shaped. This type and the flat, tablet-like form occur more in the mounds than other forms, and seem to have been favorite ornaments among mound-building tribes. Nearly all such thick gorgets are made of slate. Localities: Ohio, West Virginia. Phillips Academy collection.



ANGULAR GORGET. UNUSUAL FORM

FIG. 41. (S. 1-1.) Material: steatite. Found in Erie County, Pa. Holes show string wear. Collection of F. C. Dean, Ripley, N. Y.

publication.* A further examination by measurements and analysis of surfaces of some thousands of them might widen the horizon of our knowledge. We need not take up that technique here, but we should consider the differences between the flat gorgets and the ridged ones.

It seems to me that we are passing over the border-land from gorgets to something else when we consider the thick, ridged forms. These may be grouped until our series ends in the "coffin-shaped" form which is unperforated.

This latter type (See Fig. 42) is less widely distributed than the flat ornaments, whether they be of expanding or contracting centres. Reference to the tables, Chapter XXIII, will show this.

As to how the elevated, ridged or thick gorgets were mounted we do not know. Certainly flat, thin ornaments or gorgets could be more easily and conveniently worn than the thicker ones. That the long and thick ones may have been arm-guards worn by archers is quite likely. And this is equally true of the slender bar-shaped amulets. The tablets and wide forms seem to have been for other purposes, since they could not be quite so conveniently worn. I have used a heavy English bow in experimenting as to how far arrows could be thrown at Fort Ancient. At full strength the bow pulled about sixty pounds. Without protection the cord would cut one's arm. I found that leather, or a strip of wood was more satisfactory as a protector. It does not seem that the Indians would make use of perforated stones as arm protectors when hide or wood was more easily and naturally shaped for this purpose. However, some observers claim the arm-protection theory for certain of these stones and they may be correct.

The position of gorgets and tablets in the mounds and graves on skeletons leads me to conclude that they are personal ornaments pure and simple rather than utility objects. There appears to be much labor expended upon many of them. Indians were not wont to engage in profitless labor and I cannot conceive that stone age man used his works of art for ordinary purposes.

The long, "bobbin-shaped" objects may be a division of ridged gorgets, but I doubt it, since they are not perforated. Examples of these are shown to the left in Fig. 44 and in Figs. 47 and 48. These constitute a class by themselves and it is difficult to group them. In the series of outlines they are placed together and form a separate class. It will be observed that they are narrow and often pointed. A short distance from the upper end there is a pronounced ridge or elevation; occasionally this encircles the specimen, but usually they are slightly flattened on one side. They are

*Bulletin No. 2. *The So-called "Gorgets"*. C. Peabody and W. K. Moorehead. 1906.

never perforated and do not seem to belong in the pendant class. The longer and more slender ones may have been worn in the scalp-lock, but they seem rather heavy to serve such a purpose. Like many other problematical forms their purpose must remain a mystery. I have said more concerning them on page 73.

Mr. Beasley found quite a number of expanded gorgets in Alabama. They probably represent a local development of this form. Large numbers seem to have been made and were doubtless exchanged with other tribes. Under the picture, the word "unfinished" is used, yet they may be finished objects.




FIG. 42. (S. 1-3.) Unfinished objects, ridged, with expanded sides. Material: slate and shale. Collection of B. Beasley, Montgomery, Alabama.



FIG. 43. (S. 1-3.) Bar-amulet and four ridged objects, somewhat different from bar-amulets, but of such forms as could be ranged in a series, beginning with bar-amulet and ending in a ridged type, or *vice versa*.



RIDGED OBJECT AND EXPANDED PENDANT

FIG. 44. (S. 1-1.) Specimen to left, Warren County, Ohio. Object to right, from Darke County, Ohio. Both of ribbon slate. Collection of F. P. Thompson, Laneaster, Ohio.

CHAPTER VIII. BAR-SHAPED STONES. BOAT-SHAPED STONES

There has been very little said about either the elongated, perforated bar-amulets or the hollowed shorter objects, known as the boat-stones. The *Handbook of the American Indians*, page 157, contains descriptions of boat-stones, written by Gerard Fowke, Esq., and Professor Holmes. I quote their remarks:—

“Prehistoric objects of polished stone having somewhat the shape of a canoe, the use of which is unknown. Some have straight parallel sides and square ends; in others the sides converge to a blunt point. A vertical section cut lengthwise of either is approximately triangular, the long face is more or less hollow, and there is usually a perforation near each end; some have a groove on the outer or convex side, apparently to receive a cord passed through the holes. Sometimes there is a keel-like projection in which this groove is cut. It is surmised that they were employed as charms or talismans and carried about the person. They are found sparingly in most of the States east of the Mississippi River, as well as in Canada. Those in the Northern States are made principally of slate, in the South and West steatite is most common, but other varieties of stone were used. In form some of these objects approach the plummets and are perforated at one end for suspension; others approximate the cones and hemispheres. Analogous objects are found on the Pacific Coast, some of which are manifestly modeled after the native canoe, while others resemble the boat-stones of the East, although often perforated at one end for suspension.”

The subject is practically unknown to most students of stone ornaments and problematical forms in use among the American Indians.

Mr. Douglass states* that there were thirty-eight of the bar-shaped stones in the American Museum of Natural History collection. Douglass himself spent considerable time in trying to solve the mystery. These objects, contrary to many of the winged stones, ridged gorgets or other unique forms, do not seem to have been found to any extent in mounds or graves. At least I can find few references, indicating that they were made use of as votive offerings. They must have been more difficult to manu-

*Douglass, A. E. Table of the Geographical Distribution of American Indian relics in the Collection Exhibited in the American Museum of Natural History, New York. Bulletin of the American Museum of Natural History, vol. VII, p. 221.




FIG. 45. (S. 1-2.) Bar-amulets; Phillips Academy collection, Andover. These range from base with slightly turned ends to long, straight objects pointed at either end. They are of black slate, perforated in the bottom like a bird-stone. Localities: Ohio and Michigan.

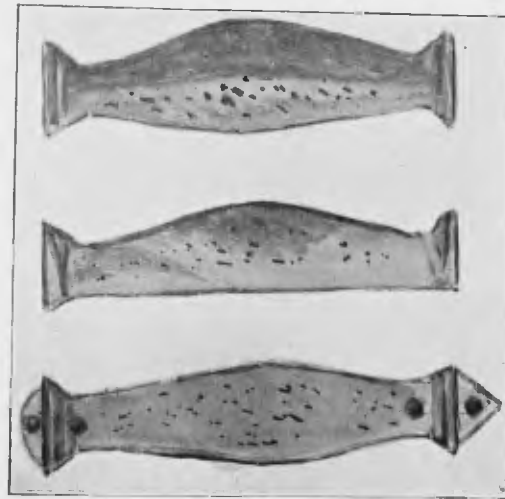


FIG. 46. (S. 1-2.) Peculiar bar-amulet, of which three views are represented; top, side, and bottom. John Merkel collection, Bellevue, Iowa. Material: mottled granite.

facture than many of the forms which we do find. There may be a few instances where they were so used, but the evidence so far is inconclusive. This may be due to the fact that the bar amulets and boat-stones are not at all numerous. Reference to the tables will indicate this fact. In all collections examined I do not suppose there are over two hundred of them, which is a very small percentage of the whole. The rarity of unfinished bar-shaped stones should also be noted. I do not recall having seen more than one or two, and have none available for illustration. Yet, obviously these finished objects passed through the same evolution as the others, and were pecked, ground and polished into shape.

They naturally divide themselves into two or three simple classes: the straight bars, the bars with squared and elevated ends, and the bars slightly, but gracefully enlarged in the centre and enlarged at each end. Sometimes the edges are slightly rounded or beveled. There are a few unique or unusual forms, notably the one found in Iowa in Mr. Merkel's collection, of which three views are presented in Fig. 46. There is a very fine one in the Smithsonian exhibit and quite a number are reported by the Wisconsin State Historical Society (Mr. Brown) and from Michigan. Ohio and Indiana seem to furnish the larger number. The area in which they occur is quite restricted.

The bar-shaped stones are quite closely related to the longer ridged gorgets, and the bobbin-shaped slate objects shown in Figs. 47 and 48. Of these latter no one has ever offered any explanation, so far as I am aware. In Fig. 51 there are two presented, one pointed at either end, and the other apparently made from a similar object, which had become broken and was then re-worked. The shorter one might pass as an elongated plummet.

In speaking of ridged gorgets (page 69) I referred to these bobbin-form objects. In form, they are more closely allied to bar-amulets than to ridged ornaments. But they are not perforated. Therein lies their chief difference from each of these classes. They are pin-like in form in many cases and may have been used as were the long shell pins common in the mounds of the Tennessee Cumberland regions.

In Fig. 47 there is a different form of the same type. This one is very finely polished and has an unusually flaring centre. The top is smooth, but originally may have terminated in a point as in the case of Fig. 51. To the right in Fig. 44 is a small pendant of polished slate quite different from most pendants, and having the perforation through the top from one side to the other.

Fig. 48 exhibits another of these expanded-centre and pointed objects, the top of which is worked until it slightly resembles a human head. These objects, with their expanded centres and points, or rounded heads, must not



FIG. 47. (S. 1-1.) Kentucky. Black slate. Museum of the American Indian, Heye Foundation, New York.



FIG. 48. (S. 1-1.) Stone grave near Clarksville, Tenn. H. L. Johnson collection. Material: dark blue banded slate.

PROBLEMATICAL FORMS, USE UNKNOWN



ELONGATED BOAT-STONE

FIG. 49. (S. 1-1.) Steatite. Georgia. Collection, Museum of the American Indian, Heye Foundation, New York City.



TWO BOAT-STONES, TOP AND BOTTOM VIEWS

FIG. 50. (S. 1-1.) Black granite, highly polished. Ohio. Museum of the American Indian, New York City.

be confused with expanded gorgets. They are much thicker than the gorgets and are not of that shape. Few of them are ever perforated, and in that they are different from the bar-shaped stones.

BOAT-STONES

Concerning the boat-stones, one might say that they are more common than either of the types we have previously but briefly described, and they are more widely spread. Quite a number are found in the larger collections. The late Dr. Thomas Wilson frequently stated that he believed that they were medicine stones and were potent in warding off evil, that is, if one feared a witch or the power of the shaman, he must make a boat-stone and in it tie a small wooden effigy representing the witch or the shaman. Wilson always claimed that years ago some very old Indian told him that canoe-shaped stones were used for that purpose by the old-time Indians. After the effigy of the witch or shaman had been tied in the stone, it was often thrown into a stream or lake, and thus the power for evil was destroyed forever. Whether this is merely a folk-tale or is the true explanation of the use of these stones, I am unable to state.

The boat-stones are occasionally found in the mounds and graves, but not frequently. The illustrations of the complicated forms in Chapter XX, of the explorations of Mills, Moore and others include very few of them. It is quite possible that I have overlooked specific reference to the finding of boat-stones in mounds, graves or gravel-knoll burials. There is much literature to be consulted when one prepares a volume covering so extensive a field, and some references may have been inadvertently overlooked. Be this as it may, the boat-stone, like the bar-shaped stone, shows a great deal of care in its manufacture. Indeed, it is harder to make a boat-stone out of granite, hematite or even sandstone than to manufacture winged stones or lunate forms. If the natives always placed their most treasured possessions with the dead, one would imagine the boat-stone and the bar-shaped stone would accompany burials. Since we do not find them with interments, it is possible that some taboo must have been attached to these forms, and Wilson's explanation may be correct.

The ruder boat-stones occur occasionally in the extreme South and throughout the Delaware-Hudson region, and New England, but there are also superb examples of Indian art in the New England boat-stones, one of which is shown in Fig. 56, presenting three views of a specimen found not far from Ipswich, Massachusetts, and now in the Phillips Academy collection. In North and South Carolina there have been discovered quite a number of crude boat-stones made of steatite and other softer materials, most of which exhibit no particular care or skill in their manufacture. In



FIG. 51. (S. 1-2.) Two of a series of peculiar pointed type regarding which I am totally in the dark. Material: black slate and granite. Phillips Academy collection, Andover. The one to the right has a groove about the top. There are some of these in all museum collections, and I am sorry I cannot illustrate a large number of them. They range from the ordinary ridged form, unperforated, to long, slender, almost pick-shaped objects. They constitute a study in themselves. There have been many theories as to drilled and winged objects, but these pendant-shaped, "dagger"-shaped, and kindred stones not only defy classification, but there is absolutely no use to be assigned them. There are no perforations, seldom are they grooved, and there is no way whereby one might judge for what purpose they were made use of. Truly the word "problematical" belongs to them more than to any other type of stone objects.

STONE ORNAMENTS

this respect the boat-stone does not differ from other objects of the ornamental-problematical class, for on the outskirts of the area shown on the maps we would naturally find a deterioration of stone art as applied to these objects. That is quite generally true and the survival of here and there a fine specimen can be explained on the grounds of aboriginal trade or the occasional presence of a skilled workman.



FIG. 52. (S. 1-1.) From the collection of A. Setterlun, The Dalles, Oregon. The most typical form of boat-stone. The plain, ordinary type such as is found in Ohio, western New York, New Jersey and Kentucky.



FIG. 52A (S. 1-1.) Broken winged-stone showing cuttings or grooves. The Indians probably intended to work it down into form for an ornament.




FIG. 53. (S. 1-1.) Boat-stone. Locality given. Hard, compact slate. Surface smooth, but not polished. Holes irregular—drilled from both sides. Collection of James A. Branegan, Millbourne, Pa.



FIG. 54. (S. 1-3.) Four beautiful boat-stones from the collection of B. H. Young, Louisville, Kentucky. All are highly polished. From various portions of Kentucky. Materials: greenstone and banded slate.

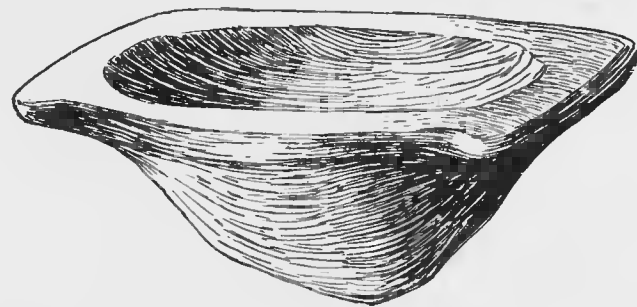


FIG. 55. (S. 1-1.) Boat-stone, form not common. Material: unknown. Found in Central Ohio. H. E. Buck collection, Delaware, Ohio.




Fig. 56. (S. 1-2.) Boat-stone of red sandstone, well polished. Ipswich river near Ipswich, Mass. Phillips Academy collection. Three views are shown. Note the groove between the perforations.

CHAPTER IX. THE BIRD-STONES

These occupy considerable of the area shown in Fig. 204. The few examples of stone effigies of this and kindred forms which have been found far to the South and East in nearly every instance exhibit variations from the established forms. The bird-stones more than any other of our ornamental-problematical forms prove the theory that these radiated from a given centre. It is necessary, therefore, that we treat of them at some length.

The classification of the Committee should be expanded, it seems to me, as follows:—

- A. The ordinary bird-stone: lower figure in Fig. 70.
- B. The bird-stone with slender body, neck and head specialized. Figs. 70 (upper) and 68.
- C. Bird-stone with short body. Fig. 61 and several in Fig. 65.
- D. Short, wide bird-stone (southern). Figs. 64 (central) and 65 (top row, centre).
- E. Bird-stone with wide body and large ears. Fig. 63 and several in Fig. 76.
- F. The variation to another type. Figs. 66 and long one in centre of Fig. 72.

Now the bird-stone and the bar-amulet are closely related. Some bird-stones have low heads, short necks and the ends are bar-amulet-like in character. To the left in the centre of Fig. 72 is shown a southern form. The body is straight, but the ears (or projections) are unusually well developed.

The established forms are quite generally recognized. They are A, B, and E of my classification. These are the forms which predominate, although the short body effigy (See Fig. 61) is found in Canada and the Northwest.

No doubt these finer bird-stones have been carried to a considerable distance and exchanged. Unfinished bird-stones are very seldom found outside of the Ohio-New York-Indiana-Michigan-Wisconsin area. Most of them seem to have been made in the ornamental-problematical heart of the belt. The southern and eastern forms may be recognized at a glance — which is not true of some of the other divisions of our artifacts.

All of this is clearly shown in the public and private collections. The only uncertainty to my mind is the age of these bird-like stones. They are seldom found in the mounds and graves of the North, although a few have been taken from stone graves in Tennessee. Are they of a pre-mound period in the Ohio Valley, or should they be assigned a later date? This is a question which is not yet determined.

Another interesting thing is that barring their presence in the tumuli (with a few exceptions) they are found in regions where the largest village-sites



FIG. 57. (S. 2-3.) Unfinished bird-stones. Localities: Ohio, Indiana, Michigan. Phillips Academy collection. Materials: various shades of slate.

occurred. From the altar mounds short effigies with protruding ears have been recovered. But I am not aware that true bird-stones have been found in our mound groups. Quite a number have been picked up near Fort Ancient in southwestern Ohio, but that is a different culture from the larger mound groups of elsewhere.

Unfinished bird-stones are not common, yet after considerable trouble I secured some twelve or fifteen. Other museums contain numbers of them. Figs. 57, 58 and 60 present six of the unfinished effigies and all of them plainly show the marks of the hand-hammer. These are in various stages of manufacture; some were fairly well worked into shape and the grinding-polishing process was well under way when the specimen was set aside, or lost.

In collecting numbers of these unfinished bird-stones, my object was to prove that these slender, delicate objects did not indicate European knowledge or influence, but were wrought after much labor from ordinary stone by prehistoric man. None of them show the marks of steel cutting-tools. Fig. 58 is the roughest one and yet the ears or eyes stand out in relief. Fig. 57 is interesting in that it shows three on which the result of pecking and battering is in evidence. The one to the left, upper row, has been pecked, and ground, and was in process of being polished when the work ceased.

Fig. 60, Phillips Academy collection, found in Ohio, is a large bird-stone about thirteen centimeters in length. The marks of the flint cutting-tool or of the hard-grained rubbing-stone, which cut the softer surface of the slate, are still apparent. Fig. 76 presents various bird-stones, both rare and common forms, with and without ears. All these are from the extensive collection of Prof. W. O. Emery, who informs me he possesses thirty-eight of them. These are found long and slender, short and thick, almost as low as the bar-anulet, and also so high that they merge into other effigies. Fourteen bird-stones from the collection of Mr. Leslie W. Hills of Fort Wayne, Indiana, are shown in Fig. 157A.

The bird-stones with projections on either side, which by some are called ears, and by others eyes, are quite frequently found in the eastern United States and Canada. An unusual one is illustrated in Fig. 61, this having one button-shaped knob on the top of the head. Fig. 78 from the collection of Mr. Hills illustrates bird-stones about one-third size. Mr. Hills' specimens came from various portions of Indiana, Ohio, and Canada; an unfinished one in Fig. 157A (number on its side 561) is interesting in that the bill or nose is unusually long, the head high, and the body quite short. One beautiful specimen owned by Mr. George Little of Xenia, Ohio, is illustrated in Fig. 68, and the specimen is turned in Fig. 69 so that the perforations are visible. The neck of this is unusually long. It



FIG. 58. (S. 1-1.) Unfinished bird-stone. Collection of Emily Fletcher, Westford, Massachusetts. Material: slate. First stage of workmanship. Very roughly blocked out.



FIG. 59. (S. 1-1 and 1-2.) These three problematical forms are from the Provincial Museum collection, Ontario, Canada. The upper one is from central Ontario. The base view of the lower specimen is also shown.

will be observed that all of these bird-stones have flat bases; none of the bases are round.

Naturally, there are more of plain bird-stones (A) than those with large projecting ears, or elaborate heads. It will be observed that the width of the tail varies, being long and narrow in some, short and slightly flaring in others, and in still others broad, or fan-shaped. Sometimes the eye is very small, as in the lower left-hand specimen, Fig. 65. Or it may be sunken, several of which are shown in Fig. 76. But usually it is worked in high relief.

There are presented, all told, in this chapter, seventy bird-stones. It would be possible for me to present ten times this number. There are included in the series numbers of effigy-like objects that might not be classed by other observers as bird-stones. For instance, the central specimen, top row, of Fig. 65.

The bird-stones are very interesting and unique objects and the range in them is considerable. Sometimes they are almost square, as is seen in the central specimen, lower row, Fig. 65. Again, the head is a prominent feature, as is observed in the lower one to the right in Fig. 157A, and the body is of secondary consideration. A group of these stones from the Phillips Academy collection is shown in Fig. 72. The very small bird-stone in the upper row to the left is half the size of the original, as are the others. This is the smallest bird-stone, the genuineness of which is beyond question, brought to my attention. Just below it is a peculiarly straight effigy from Tennessee, which is almost bar-amulet in shape, and marks the merging of the bird-stone into the bar-amulet. Fig. 63 is an expanded-wing type of bird-stone. In the centre of the top row, Fig. 65, is one almost frog-like in character. Several of these have been found in Tennessee, and in Figs. 236 and 237 I present back and base view of a rather remarkable one made of fine-grained, banded slate.

In this same Fig. 65, top row and second from the left, is a short stone, hardly bird-like in character, of which a few have been found in the United States. Fig. 59, from the collection in the Provincial Museum, Toronto, Canada, presents at the top a stone as much bar-amulet as bird in character, and also a stone at the bottom in the centre of which is worked a projection or knob.

Figs. 66 and 67 present views of an object from the Reverend William Beauchamp's collection, which is somewhat different from ordinary bird-stones, although it is included under that class. The best description is that by C. E. Brown, Esq., and to which I have referred on page 92. He divides the Wisconsin bird-stones into three classes:



FIG. 60. (S. 2-3.) Unfinished bird-stone. Phillips Academy collection. Material: green slate. Southern Ohio.



FIG. 61. (S. 1-1.) Bird-stone. Material: banded slate. Central Ontario, Canada. Provincial Museum collection.




FIG. 62. (S. 1-1.) From western New York. New York State Museum collection.



FIG. 63. (S. 3-5.) "This specimen is from western New York. It is made in the form of a bird which from the number of similar specimens have given the name to this class. The eyes are represented by great protuberances, which must have greatly increased the difficulty of manufacture. It is made from a boulder or large piece, and while the material is hard, it is not rough but rather fragile. It could not be chipped like flint nor whittled like soapstone, but must have been hammered or pecked into shape and afterwards ground to its present form, then polished until it is as smooth as glass. A consideration of the conditions demonstrates the difficulty of making this object and the dexterity and the experienced working required." *Smithsonian Report for 1896*, p. 451. Dr. Thomas Wilson. Material: diorite with feldspar crystals. Smithsonian collection. Otis M. Bigelow collection.

- Class A. The Bar Form
- Class B. The Bird Form
- Class C. Specimens with Eyes
- Class D. The Short, Wide Form

Mr. Brown cleverly traces through a series beginning with a straight bar-amulet and ending with the complicated bird,—large ears, small body or other features.

Dr. Thomas Wilson once made a statement* concerning bird-stones, and I quote one of his paragraphs: "The United States National Museum possesses many of these specimens. While they bear a greater resemblance to birds than anything else, yet scarcely any two of them are alike and they change in form through the whole gamut until it is difficult to determine whether it is a bird, a lizard, or a turtle, and finally the series ends in a straight bar without pretense of presenting any animal."

The range of material is from Huronian slate or shale to red sandstone, granite, and porphyry. Usually the stone from which they are made is banded or contains spots of color. They are either red, gray, or brown, with variations. Sometimes feldspathic granite, diorite, and porphyritic-feldspar are made use of. Dr. William Beauchamp gives a very good description of some fifteen bird-stones.† I have reproduced one or two of the illustrations he gives, and as his text is timely, I quote some sentences from his paper:—

"The theories about their use seem fanciful, as some certainly are. Two writers assert that they were worn by married or pregnant women only, and many have accepted this statement. Others think they were worn by conjurors, or fixed on the prows of canoes. It is enough to say that some of the perforations are not adapted to any of these uses. It seems better to class them with the war and prey or hunting gods of the Zuni, some of which they resemble. In that case the holes, of whatever kind, would have given a firm hold on the thongs which bound the arrows to the amulet, a matter of importance in an irregular figure.

"These perforations form the most important feature. The amulet may be but a simple bar, but to each end of the base is a sloping hole, bored from the end and base and meeting. To this necessary feature may be added a simple head or tail, and there may also be projecting ears. None of these are essential. They are but appropriate or tasteful accessories.

"Two notable collections contain a large number of amulets. In the Canadian collection at Toronto there are about fifty bird-amulets."

*Smithsonian Report for 1886, p. 451.

†Polished stone articles used by the New York aborigines, before and after European occupation. Bulletin of the N. Y. State Museum, vol. iv, No. 18, 1897.



FIG. 64. (S. 1-2.) Upper objects graphite slate. Central one, mica schist. Lower one, light slate. Cumberland Valley, Tennessee. H. L. Johnson collection, Clarksville, Tennessee. A bird-stone 21 cm. long and 12 cm., 4 mm. high, is owned by W. T. Fenton, Canevango Valley, New York. It was found in the Kiely mound, Cherokee Co., Georgia. The Museum of the American Indian has another from a stone grave near Clarksville, Tennessee. These two are the form of the central figures shown above, but are better made.

"They were variable in material as well as form, although most commonly made of striped slate. Perhaps full half have projecting ears, when of the bird-form. In the wider forms, usually of harder materials, there are often cross-bars on the under side, in which the perforations are made. Occasionally these are not entirely enclosed, yet are without signs of breakage. This seems to prove that these were not intended as means of attaching them to any larger object, on which they would rest, but rather for fastening articles upon them, as in the Zuni amulets already mentioned, and which were illustrated by Mr. Frank H. Cushing, in the *Second Report* of the Bureau of Ethnology. On comparison a general resemblance to these will be seen, and in a few cases it is quite striking. That they were used in this way, rather than in those suggested by others, is a reasonable conclusion which gains strength with fuller study. As a class they belong to the St. Lawrence basin."

Mr. Gerard Fowke and Professor David Boyle should be quoted upon this subject. Mr. Fowke says:—*

"Stone relics of bird-form are quite common north of the Ohio River, but are exceedingly rare south of that stream. (He illustrates the same specimen figured by Dr. Wilson.)

"According to Gilman,† the bird-shape stones were worn on the head by the Indian women, but only after marriage. Abbott quotes Colonel Whittlesey to the effect that they were worn by Indian women to denote pregnancy, and from William Penn that when the squaws were ready to marry they wore something on their heads to indicate the fact.

"Jones‡ quotes from De Bry that the conjurors among the Virginia Indians wore a small black bird above one of their ears as a badge of office."

Professor Boyle** says: "Although for convenience known as bird-amulets — most of them being apparently highly conventionalized bird-forms — now and again one sees specimens that are not suggestive of birds, whatever else they may have been intended to symbolize. In some instances there has not been any attempt to imitate eyes even by means of a depression, but in the majority of cases the eyes are enormously exaggerated, and stand out like buttons on a short stalk, fully half an inch beyond the side of the head. In every finished specimen the hole is bored diagonally through the middle of each end of the base, upwards and downwards. If merely for suspension when being carried, one hole would be sufficient, but the probability is that these were intended for fastening the 'amulets' to some other object, but what, or for what purpose, is not known.

**Stone Art, Bureau of Ethnology Report for 1891-1892*, p. 125.

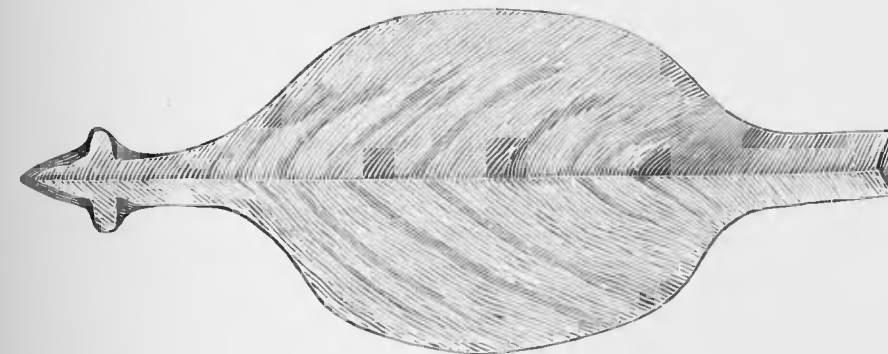
†Gilman, G., in *Smithsonian Report for 1873*, p. 371.

‡*Antiquities of the Southern Indians*, p. 30.

***Notes on Primitive Man in Ontario*, by David Boyle. Toronto, 1895, p. 67.



FIG. 65. (S. 1-4.) The several sub-divisions of the bird-stones. Ohio, Tennessee, Michigan and Indiana. W. A. Holmes's collection, Chicago.



AN UNUSUALLY BROAD BIRD-STONE

FIG. 66. (S. 1-1.) Rev. William Beauchamp collection. From Michigan. Banded slate.

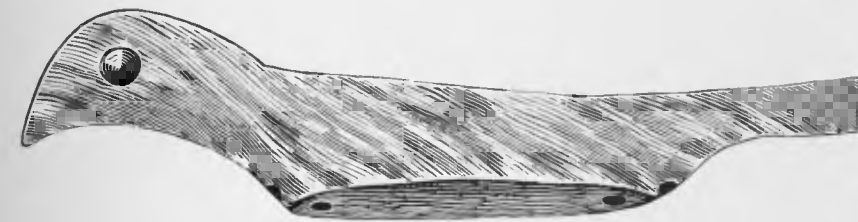


FIG. 67. Side view of Fig. 66.

Dr. Beauchamp mentions Mr. Douglass's seventy specimens in the American Museum of Natural History collection, and also refers to the rarity of bar-amulets in Western New York:—

"It has been suggested that these articles . . . were employed in playing a game; that they are totems of tribes or clans; and that they were talismans in some way connected with the hunt for water-fowl. They are, at all events, among the most curious and highly finished specimens of Indian handicraft in stone found in this part of America, and the collection of them in the Provincial Archaeological Museum is said to be the best that has been made."

Professor Boyle speaks of the bar-amulets after treating of bird-stones, but he does not class them as belonging to the same kind of forms.

Frank Hamilton Cushing illustrated bird-stones and flat tablets, and he thought the bird-stones were tied on flat tablets and these worn on the head. I inclined to that opinion when I published *The Bird-Stone Ceremonial*, but now I do not believe this, for the reason that most bird-stones could not be conveniently tied to stone tablets.

That they are found in regions where there are many mounds is correct, but as indicated in Chapter XX, this does not necessarily imply that they accompany burials in the mounds.

In the *Wisconsin Archaeologist*, vol. VIII, No. 1, January-March, 1908, Charles E. Brown, Esq., describes a large number of bird-stones. These include all the known forms from the Wisconsin area. Mr. Brown also presents a map showing the distribution of bird-stones and the bar-form bird-stones. The dots representing distribution follow the eastern shore of the State along Lake Michigan. Fully three-fourths of the bird-stones in Milwaukee and Madison Museums, together with those in the Logan Museum of Beloit College and private collections are from this area. Mr. Brown's conclusions are as follows:

"It is the author's belief that bird-stones were introduced into Wisconsin from the Ohio region, where objects of this class appear to be native, and are far more abundant. Their introduction came about either through the commerce which existed between the inhabitants of the two regions, or through tribal migrations. The area of their distribution in Wisconsin lies directly along a principal route of aboriginal movement. Their comparatively small number, and the fact that of the specimens found nearly half are made of Huronian or striped slate, a material which does not occur in southern Wisconsin, strengthens the belief that they are imports. If any of those described as made of other materials are the productions of native artisans, it is probable that their form was suggested by those procured in trade."



FIG. 68. (S. 1-1.) Bird-stone. Collection of George Little, Xenia, Ohio. Material: dark slate. Found in Greene County, Ohio.



FIG. 69. (S. 1-1.) Base view of Fig. 68.



FIG. 70. (S. 3-4.) Bird-stones. Material: fine slate. Upper object, Darke County, Ohio. Lower object, Miami County, Ohio. F. P. Thompson's collection, Lancaster, Ohio.

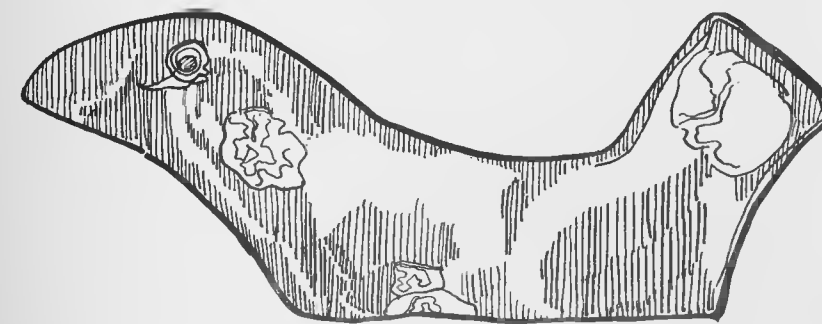
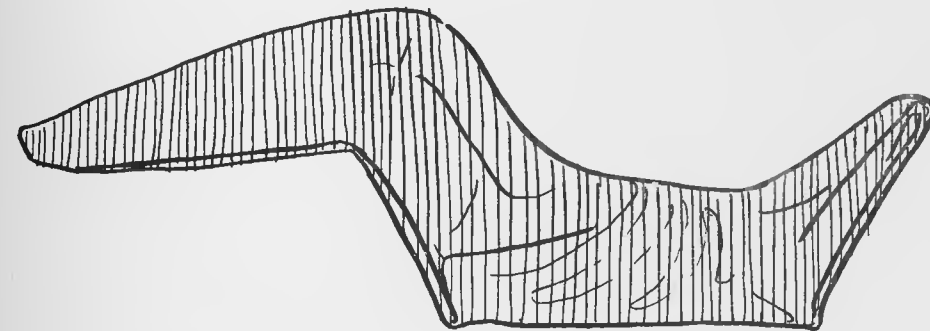


FIG. 71. (S. 1-1.) Typical bird-stones from Ohio. Banded slate.

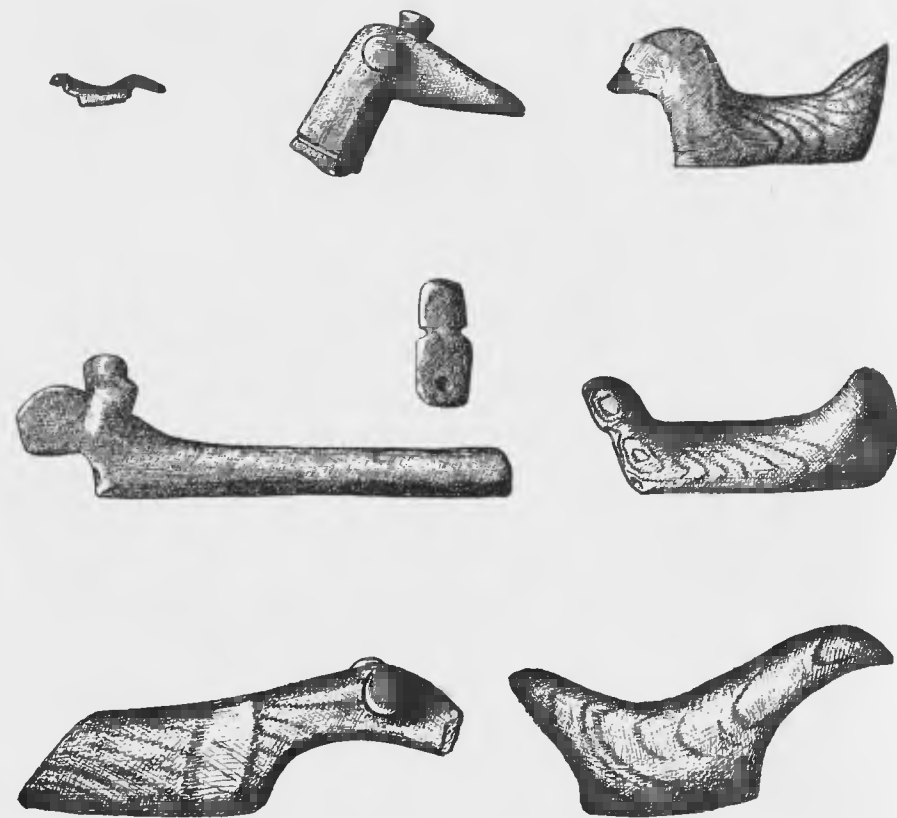


FIG. 72. (S. 1-2.) Slate bird-stones. Ohio, Tennessee and Indiana. Excepting the notched central ornament, these are all variations of the bird-stone form. Phillips Academy Collection.

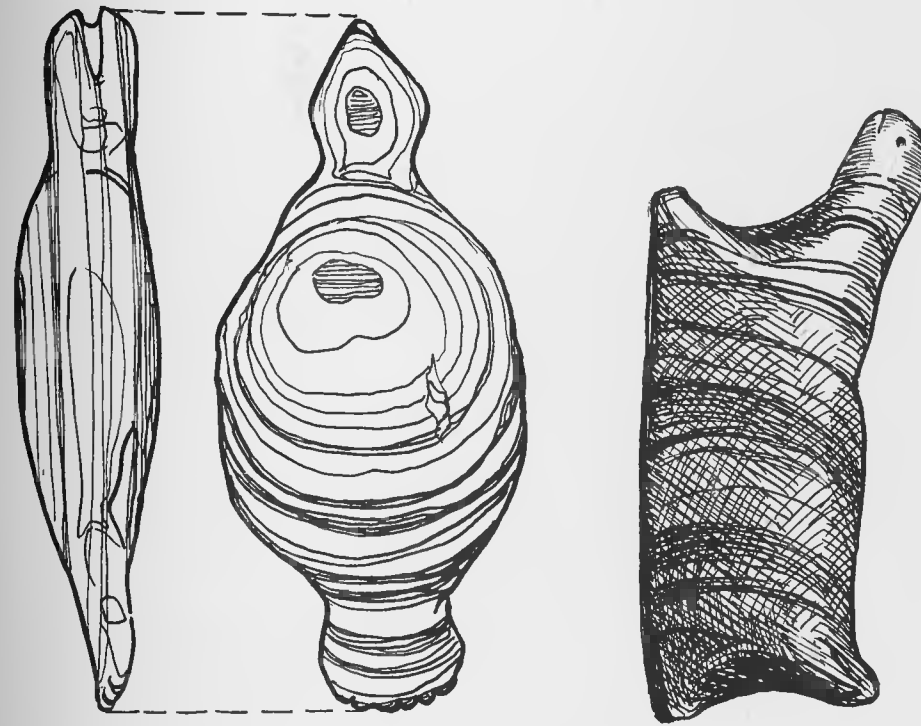


FIG. 73. (S. 1-1.) Rude effigy of banded slate. Collection of Phillips Academy, Andover. Found at Muncie, Indiana.

FIG. 74. (S. 1-1.) Animal stone of banded slate from Lynn, Walworth County, Wisconsin. Collection of W. A. Titus, Fond du Lac, Wisconsin.

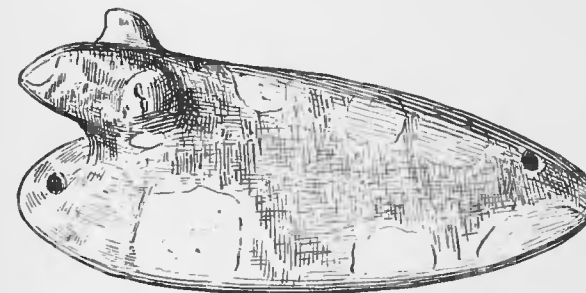


FIG. 75. (S. 1-1.) Bird amulet, Clinton County, Michigan. Smithsonian Institution, Washington, D. C. Another variation of the bird-forms.



PROF. W. O. EMERY COLLECTION — WASHINGTON, D. C.
 BIRD-STONES
 Total 27

FIG. 76. (S. 1-4) Materials: chiefly slate. Localities: Wisconsin, Indiana, Illinois, Ohio and Michigan. Photograph by Dr. R. W. Shufeldt.



FIG. 78. (S. about 1-3.) Collection of Leslie W. Hills, Fort Wayne, Indiana, Ohio, Indiana and Michigan. Materials: slate.



FIG. 77. (S. 3-4.) Dark slate. Kentucky. Museum of the American Indian. This is another variation of the bird-form. Probably an animal effigy. The body is much heavier than is observed in the average bird-stone.

CHAPTER X. LUNATE FORMS AND PICK-SHAPED STONES

Where one should begin in treating of this division of problematical forms is an open question. Probably the straight or rounded stone was the primary form (Fig. 79) and the crescent (lunate) and pick forms developed from these. An ordinary thick, rounded stone was perforated. That suggested more slender forms, as the ordinary perforated pebble was heavy and unattractive. Certainly the pick-shaped stones are more easily made than the lunate (crescent) forms. By grinding the thick oval (central object in Fig. 79) could be reduced and the ends made round or flattened.

Formerly I thought that possibly the L-shaped stones may have preceded the crescents. Some of them are illustrated in Chapter XIX on the geniculate forms. Where curves merge into angles, we may safely end our crescent class and include the angular L-shaped objects in what Professor Forbes terms geniculate forms.

Little or nothing is known concerning the lunate or crescent-shaped objects, and we have absolutely no evidence as to the use of the geniculate types. While it might be proper to consider the lunate forms as a division of the winged-perforated forms, yet they seem to constitute a separate class.

As in most instances of our study, series could be arranged beginning with the ruder lunate types and ending with the winged, perforated, bilunate (double crescents or banner-stones).

Figure 79 illustrates quite satisfactorily the first forms of the lunate, all of which are unfinished except the one at the bottom. The crescent or lunate form may have developed through the process of evolution by the forms shown in the several outlines in Fig. 207, centre. Perhaps a better illustration is afforded by the four central objects shown in Fig. 80, and from the collection of L. W. Hills of Indiana. There is a geniculate form in the lower right-hand corner, and also seven objects which do not belong in this division. Second from the top at the upper right-hand corner is a pick-shaped perforated stone. It is quite likely that the pick-shaped form preceded the lunate, but we have no positive evidence on this point.

In Figure 86 are presented six specimens, illustrating a different grouping of these forms. In this figure we have in the centre three pick-shaped objects tapering to points. On the right is a form slightly curved, but not sufficient to call it lunate. On the left is a fairly well defined lunate form, while at the bottom is a winged object, which does not belong in the two divisions named.



FIG. 79. (S. 1-2.) The evolution of the pick-shaped forms and crescents from the rough block of red slate at the top, which has been pecked into shape, down to the completed crescent at the bottom. Phillips Academy collection, Andover. This series is made up of specimens from Pennsylvania, Ohio, West Virginia and Indiana. Various shades of color in slate.

Figure 87 presents a thick, short pick-shaped object and a long, slender one, both from New Jersey.

The drilling of these objects is interesting and in Fig. 85 we observe the cores, which were left by the reed drills. What percentage of these objects were drilled with solid hardwood sticks or hollow reeds, it is impossible to determine, since only the unfinished objects would show the core made by a hollow drill; and there are not many of these.

Figure 81 again presents variation of the pick from the lunate form.

Dr. Beauchamp's remarks on certain specimens in Fig. 83 should be quoted, and I insert them, save the change from his measurements, which do not correspond with mine:—

"Next from the right is a beautiful article and comes from Fabius or Pompey, much resembling one in the State Museum from that vicinity. It is made of beautiful olive-green striped slate, and in form is like a slender pickaxe, having a central ridge along both sides, from end to end. Each end has a slight projection. In the centre, on one side, is a partially effaced ornament. It is 13 cm. wide by 3 cm. and 4 mm. deep, and the orifice is 15 cm. in diameter. No finer example of this form is on record.

"To the left is a pick-shaped article of black slate, unique in some respects. The centre is enlarged by a distinct concave sweep on either side, terminating in a central flattened surface. Near this is a lateral perforation on either hand, drilled precisely as in the gorgets. No other has been reported with holes like these, and if the stone had been placed on a staff, they might have served to attach pendant ornaments. The sides are covered with transverse lines, suggesting tallies. The blades are thin, and the total length is 15 cm., with a depth of 3 cm. and 4 mm. It was found on a camp-site on the Seneca River in 1875. The ends are abrupt, and may be either broken or unfinished.

"In the lower right-hand corner is a thick, crescent-formed banner-stone from Skaneateles Lake, made of green-striped slate, and 25 mm. deep by 8½ cm. wide. The ends are rounded, and the orifice is a little over 10 mm. in diameter, contracting slightly in the interior of the stone. There are no village-sites near, and but few small camps."

In Figs. 82, 84, and 88 are shown three beautiful lunate forms from southern Ohio, Tennessee and West Virginia. Attention is directed to the rounding of the ends in Fig. 88 and the specialization of the termination of the bars in Figs. 82 and 88. These three specimens are "high art" in the working of stone by prehistoric man.

Figure 211 is from the collection of Albert C. Bates, Esq., Curator of the Connecticut Historical Society, Hartford, Connecticut. These two interesting objects were found in the Connecticut Valley, and are reproduced on the same plate, although the boat-stone shown above belongs



FIG. 80. (S. about 1-3.) A group of problematical forms, from the collection of Leslie W. Hills, Fort Wayne, Indiana. Most of these are in banded slate, although two are in granite. They will fall under three or four subdivisions of the classification. The lunate and pick-shaped forms are in the centre. Two boat-shaped objects are in the lower left-hand corner.



TWO PICK-SHAPED AND ONE LUNATE FORMS

FIG. 81. (S. 1-2.) From the collection of Rev. James Savage, Detroit, Michigan. Found in Michigan and Ohio. Material, fine slate.



FIG. 82. (S. 1-2.) is a highly specialized lunate form with flaring ends. It is beautifully worked, highly finished, and was found by Willard H. Davis, near the mouth of the Muskingum River, in Washington County, Ohio.

in another division. The lunate form is not quite as fine as those found in the Middle West area. Yet it approaches more nearly the Maine types of lunate form. Those from the Red Paint graves in Maine are much more slender and smaller.

To what use did the Indians put these forms? While no one knows positively, it may be well to suggest that they may have been worn as head ornaments in imitation of antlers. Such forms as Figs. 82, 84 and 88 are observed in ethnological collections of head-dresses among existing tribes.



FIG. 83. These are reproduced from plates illustrating Dr. Wm. M. Beauchamp's "Polished Stone Articles used by the New York Aborigines," New York State Museum *Bulletin*, vol. iv, No. 18. They have been drawn, which shows the bands in the stone better than do half-tones. These types are found in New York State and Canada, Ohio, and Indiana. As one passes into Michigan or south of Kentucky, the forms and materials change. Attention is called to the central object, perforated on either side. This was originally a winged object, but becoming broken was perforated after the manner of a tablet and used in a way different from that the original form would indicate. It must be observed, in studying these problematical forms, that the perforations or drilling are even in all winged types and the large objects, but in the flat tablets the holes were rimmed out, and are wide on the face, and small on the reverse side, save where drilled from both sides, which is not common.



FIG. 84. (S. 1-1.) Crescent or Lunate, almost antler-shape in form. The object is especially symmetrical. Dark slate, well polished. Found near Carthage, Tennessee. H. L. Johnson Collection.

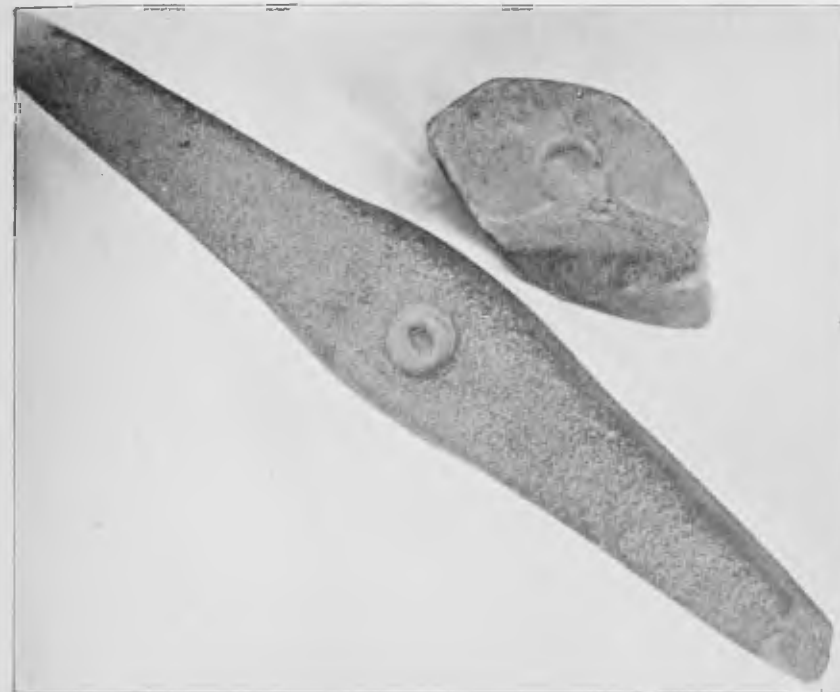
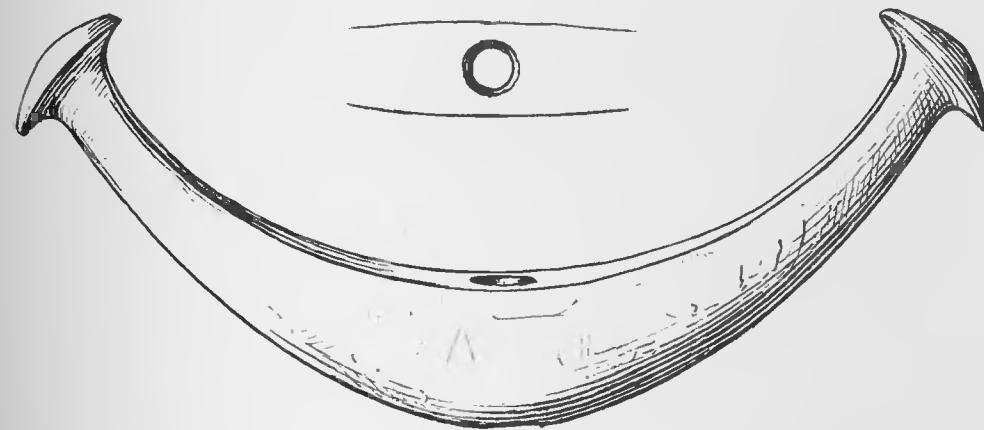


FIG. 85. (S. 1-1.) Phillips Academy collection. These are presented to show the use of the reed drill. Unfortunately, the camera does not show the perforations and the central cores as it should. What appears to be a rim in each specimen is the dark depression about the core left by the reed drill.



SPECIALIZED LUNATE FORM.

FIG. 88. (S. 2-3) Black slate. Smithsonian Institution collection. West Virginia.



FIG. 86. (S. 1-2.) This is a group of six objects from the Phillips Academy collection. These illustrate pick-shaped problematical forms. On either side are two lunate forms, only one of which is of pronounced type. The series marks the gradual change of one type to another. All of banded slate and from Illinois, Indiana and Ohio.



FIG. 87. (S. 1-1.) Problematical forms found in Cumberland County, New Jersey. The smaller one appears to be finished and is highly polished. The larger one is unfinished. The hole is drilled about halfway through, leaving a projection which indicates that the boring was done with a hollow instrument, probably a reed. These specimens are in the collection of George Hampton, Bridgeton, New Jersey. The upper one is almost tube-like. The lower might be classed as either pick-shaped or bipennate form.

CHAPTER XI. BIPENNATE OR WINGED STONES

The winged objects with their various subdivisions constitute the largest class of problematical forms. Many of the pendants and ornaments from their position on skeletons, may be taken out of the unknown class, thus reducing it. Therefore, it is proper to say that the greater number of objects under study in this volume belong to the winged class and its subdivisions. Quite likely Professor Holmes when he used the word problematical had in mind various forms of winged perforated stones, rather than ovate and rectangular forms. Excepting a few regions in the East or South, the material selected by the Indians for winged objects was quite different from that employed in the manufacture of axes, pestles, celts and other utility tools. An inspection of the hundreds of photographs and drawings, illustrations in books and specimens spread out before the author as he writes these pages, seems to indicate a general line of thought which may be subdivided as follows:—

First, most of them are made of unusual materials; that is, the ancient Indian selected a bright, clear stone, a stone with well defined bands, of a fine-grained banded slate, or dark-brown sandstone, or red or blue shale, or a bright granite, or quartzite. He did not use ordinary limestone, and he employed gray slate or black slate without bands when he could obtain nothing else. He preferred the brighter colors. The very material and its treatment indicate that these objects in their purpose stand apart from the ordinary run of common artifacts.

Second, he brought these objects to a state of high finish, all of which involved a deal of labor.

Third, he was very careful in their manufacture. Pictures illustrating the progress of the double-winged problematical form from the block of slate to the finished specimen have been given in numbers of places in this book.

Fourth, he cast away broken axes or celts, and we seldom find a broken spear that is re-chipped, unless for use as a scraper. But it is significant that he made use of nearly half of the broken problematical forms. This may seem trivial, but it is important; for we must inquire into every detail with reference to these objects because it is only by such study that we shall learn anything about them.

Fifth, he made his perforations at right angles to the grain or bands of the stone, which should be noted. The exceptions are rare. If he drilled

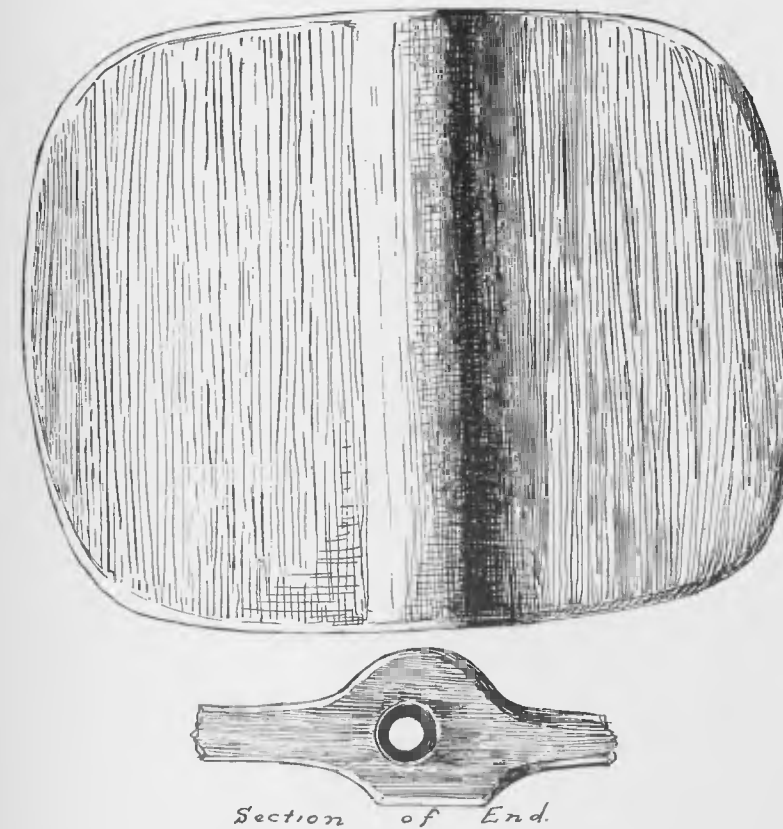


FIG. 89. (S. 1-3.) H. E. Buck collection, Delaware, Ohio. Fine sandstone. This form is rare in central Ohio, and usually occurs in the South. This illustrates a type classed by the Committee as "A. Wings with constant rate of change of width."

with the grain, the stone would chip, and before he finished the object, it might break.

Sixth, he drilled the specimen before it was completed, knowing that the drilling was a dangerous process at best. And if he did not prize the specimen very highly, he would not have cared when he drilled it.

Seventh, he buried many of these short-winged stones with his dead. He placed specialized forms in altars, or under other conditions which stamped them as peculiar and valuable.

After ascertaining that slate pebbles were not always obtainable, he looked about for material and discovered veins of slate which cropped out in certain portions of the United States. He quarried slate even as he quarried flint, though on a less extensive scale. He blocked out this slate after the fashion of "turtle backs" in order that he might conveniently transport it and work it into desired form at his leisure.

These winged stones were divided by the Committee on Nomenclature (Baltimore Meeting, American Anthropological Association, 1908) as follows:—

PERFORATED STONES WITH WINGS

- (A) Wings with constant rate of change of width
 (a) Wings expanding from perforation
 (b) Wings with sides parallel
 (c) Wings contracting from perforation
 (B) Wings with varying rate of change of width

It seems to the writer that these should include the lunate forms,—pick-shaped stones and others which the Committee included later. Under the illustrations accompanying this chapter I have included specimens from all these classes. It should be borne in mind that double-winged stones may also be classified according to the perforations (Fig. 207) rather than by variations of the wings. This is illustrated in Figs. 207 and 208, Chapter XXII. The objects in Fig. 207 clearly indicate that the squared or rectangular and double-perforated tablets may be arranged in series exhibiting increasing concavity of sides until such forms as are shown in Outline 203 are reached. Yet these objects are thin and are perforated from one flat surface through to the other, whereas the true winged stone (as I understand the term) is thicker and contains a single perforation through the centre. This perforation is usually protected by an elevation or expanding ridge. Usually the ridge is symmetrically curved and most of the objects are brought to a high finish. The perforation in the true winged form, as well as the wings themselves, are the prominent parts of the type. Viewed from one angle of our study, the perforation dominates rather than the wings. The perforation is large and the walls surrounding it are reinforced. Many of the specimens would withstand harder usage than the thin tablets and bilunate forms shown in Figs 105 and 106. The perforations in these latter are small



FIG. 90. (S. 1-3.) Bipennate forms, wings expanding from perforation. All belong in this class except the lower one. L. W. Hills collection, Fort Wayne, Indiana. Ohio, Indiana and Illinois. Material: banded slate and black slate. One or two are not entirely common. An imitation of horns in stone is shown in the lower specimen. These antler-shaped stones are not uncommon, although one as pronounced as this type is rare. It is possible that they were part of a head-dress, as the perforation would indicate it was worn with the points extending upwards. This belongs in the lunate class.

and the object is often as thin as 4 mm. and seldom thicker than 6 mm., whereas the true winged form varies from 10 to 20 mm. in thickness at the centre. The wings themselves are frequently thin and this is characteristic of many forms shown in Fig. 208. The sizes of the forms are indicated in the many illustrations, but it may be said that they range from 4 to 20 cm. in length or breadth. I have seen two or three which equalled this greater diameter, three of which are unfinished. They are in the Smithsonian Institution, Columbus and Phillips Academy collections.

The most interesting feature and one which has been touched on elsewhere, is that the majority of winged stones from the South tend to thickness and shortness. One nearly finished, and several in process of manufacture are shown in Fig. 91A. The wings of the southern objects are round rather than pointed. Most of the beautiful drilled winged stones of blooded quartz from Arkansas, Tennessee, and Louisiana, are smaller than the average northern forms, yet are thicker and of the type at the top in Mr. Moore's colored plates, Figs. 1 and 181.

In General Young's collection (Fig. 105) there are a number of typical southern types of the character indicated. While this is true, yet in Tennessee and Kentucky large bilunate or double crescent forms are not infrequent. Two of these are shown at the right and left at the top of Fig. 105 in the same collection. Though the winged stones are more widely distributed (save the simple ovate and pendant), they seem to be quite as highly developed in Kentucky and Tennessee as in Ohio, Indiana and Wisconsin, but they are not as numerous south of the Ohio River as north of it.

Charles E. Brown, Esq., Secretary of the Wisconsin Historical Society, has had wide experience in studying these forms throughout Wisconsin and Michigan. Mr. Brown's several papers on the subject will be found listed in the bibliography, and it is suggested that readers consult these excellent articles. Mr. Brown wrote a number of pages for my *Stone Age in North America*, and as several of these are quite apropos and the book is out of print, I herewith insert them. They relate to the distribution of certain forms in the State of Wisconsin.

"Butterfly form. This is one of our most common forms of Wisconsin banner-stones. It is represented by fine examples in many public and private collections. Unfinished specimens occur in several cabinets. The following counties have produced specimens: Milwaukee, Ozaukee, Racine, Washington, Dodge, Jefferson, Rock, Dane, La Crosse, Manitowoc, Green Lake, Winnebago, and Waupaca.

"An allied form, with rounded wings. Only two examples, one from Washington and the other from Ozaukee County, are known. The latter is made of ferruginous quartz, and is in the Joseph Ringeisen, Jr., collection at Milwaukee.




FIG. 91. (S. 1-1.) Bipennate with straight sides. These are not common in the North. Of blue slate, very highly polished. Collection of Leslie W. Hills, Fort Wayne, Indiana. This was originally of butterfly form, such as is shown at the right in Fig. 93, and my theory is that it was broken and the wings ground down until this form resulted.




FIG. 91A. (S. 1-2.) Unfinished problematical forms. From Georgia and Alabama. Material: quartzite and sandstone. Phillips Academy collection. These are typically southern. The other forms are found in the South, but these predominate.

"*Oval form.* This form is of quite as common occurrence as the butterfly form. Nearly all of the specimens are made of plain or banded slate. Specimens have come from Kenosha, Racine, Waukesha, Dodge, Dane, Sheboygan, Fond du Lac, Kewaunee, Brown, Door, Marquette, Winnebago, Waupaca, and Wood counties. Wood, Waupaca, and Door counties mark the northern limit of its distribution. This form also occurs in the adjoining States of Michigan, Illinois, and Iowa.

"A related form, of which specimens have been obtained in Racine, Dane, and Sheboygan counties. It also occurs in Iowa.

"*Double-crescentic form.* An example of this graceful form in the State Historical Museum comes from Dane County. Fragmentary specimens are known from Kenosha and Waupaca counties. All are fashioned from slate. This form also occurs in Illinois and Michigan.

"*Crescent form.* Specimens have been recovered in Racine, Fond du Lac, and Green Lake counties. Michigan, Iowa, and Indiana have produced specimens.

"*Knobbed crescent form.* A fine example, in the C. T. Olen collection, comes from Oniro, Winnebago County. It is made of banded slate. A fragmentary specimen is reported to have been found at Winneconne in the same county. Illinois and Ontario have produced specimens of this form.

"*Pick-shaped form.* Specimens have been found in Racine, Washington, Green Lake, and Brown counties. This form also occurs in Michigan.

"*L-shaped form.* Specimens of this interesting form have been obtained in Dodge, Dane, Waukesha, Ozaukee, Columbia, Sheboygan, Fond du Lac, Marquette, and Manitowoc counties. All are made of slate."

Figs. 100 and 102 illustrate a few of the Wisconsin types. Other specimens from Ohio, Indiana, etc., illustrate the more widespread Wisconsin types.

It often happens that a later tribe makes use of an object of ancient form and special purpose, for some service totally foreign to the mind of the original owner.

This fact is illustrated in specimen No. 38205, from the Phillips Academy exhibit, shown in Fig. 94, which has an interesting history. It was found in Indiana on the banks of the Wabash River, on the site of a Miami Indian village. The object is still fastened to its original handle. The Miami lived on that site about seventy years ago, and the specimen was found shortly after they departed for their reservation west of the Mississippi. As will be seen, the object is an unfinished bipennate, or possibly an ornament. Material, banded slate. The maker had done little more than block it out roughly. The specimen is clearly prehistoric and is covered with patina. It has every appearance of age. It was picked

up from its ancient site by some Miami Indian who was in search of a suitable instrument for tapping sugar-trees. As the specimen was of the right weight, and shaped something like a hammer-head, he lashed it in a stick and used it as an instrument with which to drive pegs or chips into the sugar maples. The original handle has been preserved, although it is now frail and much decayed.

Moreover, the specimen seems to carry a moral. We cannot explain the purpose of the "ceremonial" or unknown "problematical" class through information or data obtained from modern Indians, and so far as prehistoric times are concerned, modern folk-lore sheds little light on them. In this case the Indian made use of an unfinished ceremonial as a rude hand-hammer. No glimmer of what that specimen stood for in the mind of prehistoric man entered his head. The Miami Indian saw in this thick stone a convenient tool and he made use of it accordingly.

Mr. Paul S. Tooker of Westfield, New Jersey, kindly sent me a large number of original specimens from New Jersey for study. A number of them were sent to Professor Edward H. Williams and they will be found described in Chapter XXV of Professor Williams's analysis.

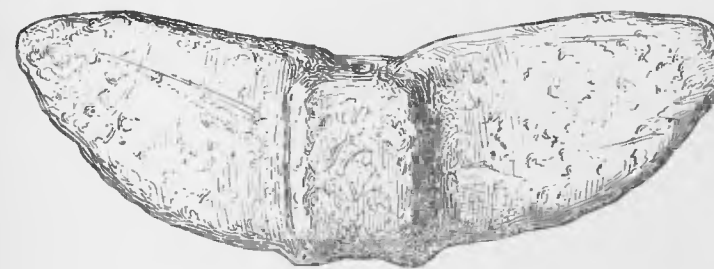


FIG. 92. (S. 1-2.) Unfinished. Of the type "wings contracting from perforation". Heavy slate. Smithsonian Institution collection.


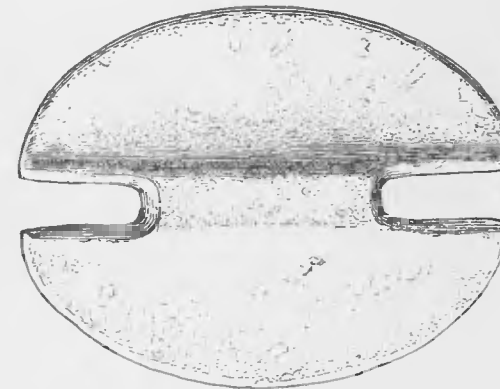


FIG. 93. (S. 1-2.) Types of finished problematical forms. Ohio Valley. Of these four winged stones, I would call attention to the one in the lower right-hand corner. It is very unusual to find an object with wings so short that it appears more like a reel on which to wind cord than a true problematical stone. It is believed that it originally had longer wings, but these becoming broken, were ground down until nothing remained but what appears in the present specimen. The object is fully finished, and highly polished. Phillips Academy collection, Andover, Massachusetts.



FIG. 94. (S. 2-5.) Found in Indiana. Material: banded slate. Handle, hickory. Phillips Academy collection. (See p. 116)



SYMMETRICAL BIPENNATE FORM

FIG. 95. (S. 1-2.) Smithsonian Institution collection. Light slate. Georgia.




FIG. 96. (S. 2-3.) Central Ohio. H. E. Bock's collection, Delaware, Ohio. Of light colored slate. Dark or banded slate were the prevailing colors. Not many bipennate forms of light slate occur.



FIG. 97. (S. 2-3.) Dark and light slate. From a Red Paint People cemetery, Oldtown, Maine. Fred Godfrey collection, Oldtown, Maine. These forms are typical of the Red Paint graves.



FIG. 98. (S. 2-3.) James H. Branegan collection, Millbourne, Pennsylvania. Most of the Pennsylvania, New Jersey and Connecticut winged stones are of this form. Material: steatite.



FIG. 100. (S. 2-3.) Problematical forms from the collection of Beloit College, Wisconsin. The two objects in the centre are not unlike Ohio Valley forms, but the upper one to the left and the one in the lower right-hand corner are typical of Wisconsin. These two are made of mottled granite and beautifully worked.

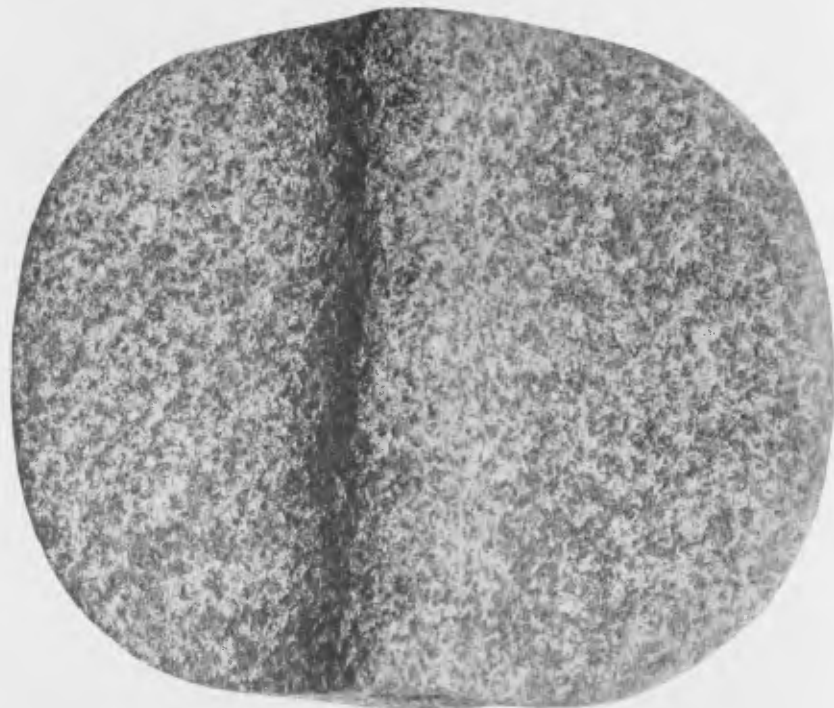


FIG. 101. (S. 1-1.) Georgia. A granite winged form, perforated and very well polished. Museum of the American Indian, New York City.



FIG. 102. (S. 1-1.) Winged form of mottled granite. Wisconsin Historical Society; kindness of the *Wisconsin Archaeologist*. One can distinguish this form at once as typical of the Wisconsin-Michigan region.



FIG. 99. (S. 1-2.) Susquehanna Valley types. Both broken. The upper specimen shows three deep grooves, indicating that the broken part was to be removed and a flat ornament made of the remaining portion. Everhart Museum, Scranton, Pennsylvania.



FIG. 103. (S. 1-1.) (See p. 54) A broken and reworked problematical form found by Clarence B. Moore, Esq., in Washington County, Florida, 1902. This was referred to in the chapter on gorgets, but after careful study of the specimen I am of the opinion that it is half of a platform pipe or monitor pipe. The half containing the stem hole is missing. While the object may have been used to smooth sinews, it is more likely that the Indians intended to make of it an ornament or pendant.

CHAPTER XII. BILUNATE FORMS

We have now reached a class of objects regarding which even less has been said than other forms, excepting the geniculate forms. In Figs. 104 to 109, scattered through the text of this chapter are eight or more of these interesting and gracefully wrought objects. There is not great variation in forms, and numbers have been reported.

The material for the bilunate is slate, shale, granite, graphite slate and cannel coal. None of the coarser or gritty stones were selected by the Indians for these forms. The bilunate forms are delicate and artistic. While it is doubtful that the Indian in his natural state recognized the artistic as we do, yet he seems to have selected the best materials for the finer objects. The percentage of bilunate forms compared with the gorgets and bipennate (winged stones) is low. The bilunate and the geniculate forms are the least widely distributed, so far as can be observed.

Fig. 106 illustrates a specimen found on the breast of a skeleton in a gravel knoll in Mercer County, Ohio. It is made of cannel coal and is one of the largest and best worked of any of the objects of this class. It is 25 cm. in length and 16 cm. in width at each end, and is 4 cm. and 6 mm. in width at the centre. The skeleton was badly decayed, and the bone dust still adheres to one side of the object. It is slightly convex on the side placed next to the body and flat upon the reverse.



FIG. 104. (S 3-4.) Hard sandstone. Locality: Michigan. A rare lunate form and scarcely to be included in a classification. Museum of the American Indian.



FIG. 105. (S. 1-4.) Problematical forms. B. H. Young's collection, Louisville, Kentucky. (See diagram on following page.)

The bilunate, as the term implies, is merely a double crescent, and carries to perfection that form. The bilunate forms may be thin and perforated from one flat surface to the other, but they are usually of the form shown at the right and left at the top of Fig. 105 in General Young's collection. Also, the specimen in Fig. 108 presents a good example of this type, as do the two objects shown in Fig. 109 from the collection of George A. West, Esq., Milwaukee, Wisconsin.

The bilunate forms do not seem to have reached New England or the extreme South. Neither do they occur in the Northwest or northern Canada. They are not common in New York State. On Fig. 202 I have indicated their distribution.

Absolutely nothing is known concerning their use. They resemble no form of life. Along with the other problematical forms the painstaking care with which they were manufactured indicates that they served some special purpose, but we cannot specifically state whether that purpose was religious in character.

DESCRIPTION OF FIG. 105

1	2	3
4	5	6
	7	
8	9	10
11	12	13

1. Banded slate, Kentucky. Bilunate.
2. Mottled granite, Trigg County. Bipennate, straight wings.
3. Banded slate, Meade County. Bilunate-shaped.
4. Soft green slate, Madison County. Pick-shaped.
5. Compact black stone, Livingston County. Lunate.
6. Steatite, Madison County. Pick-shaped.
7. Greenstone, Franklin County. Bipennate, almost bilunate.
8. Hard red material, Livingston County. Same as No. 2.
9. Blooded quartz, Hancock County. Bipennate.
10. Slate, black, Trigg County. Curious pennate form.
11. Blooded quartz, Oldham County. Same as No. 2.
12. Green banded slate, Madison County. Tube.
13. Quartz, Trigg County. Contracting centre.

These specimens, found in Kentucky, are beautiful, highly finished, and represent the acme of stone-age art in the problematical class. The double-winged crescents at the top on either side are to be noted. Also the fine crescent, No. 5. No. 9, of blooded quartz, is a type somewhat common in the South, but very seldom found in the Ohio Valley and never in the East, or west of a line drawn between Omaha, Nebraska, and Dallas, Texas.

No. 13 is of that same beautiful blooded quartz, which material was selected by the natives because of its fine texture and brilliant colors. This plate emphasizes that while winged objects, as a general proposition, may be somewhat alike, yet in the detailed form and material they are different, and those of one section can be distinguished from those of another.



FIG. 106. (S. about 3-10.) Bilunate form of cancell coal. This was found in Mercer County, Ohio, in a gravel-pit. It was on the breast of a skeleton. Phillips Academy collection. See page 124.



FIG. 107. (S. 1-1.) Light blue slate. Highly polished. Darke County, Ohio. Ohio State Archaeological and Historical Society Collection. Columbus, Ohio.



FIG. 108. (S. 1-1.) Banded slate. Very highly polished. Franklin County, Ohio. Ohio State Archaeological and Historical Society collection, Columbus, Ohio.

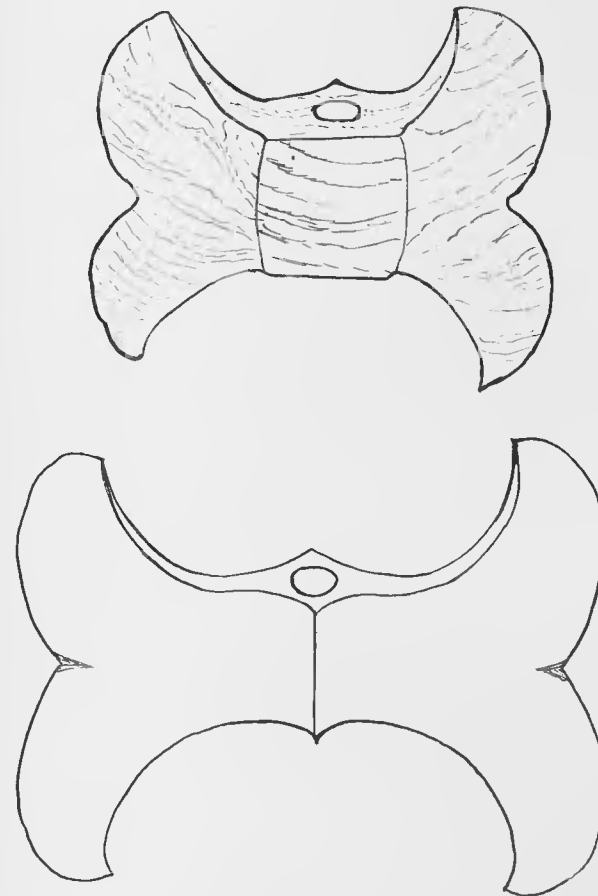


FIG. 109. (S. 1-2.) Upper one, banded slate. Lower one, greenstone. Found on the northeast corner of Sect. VI, town of Hammond, St. Croix County, Wisconsin, on the farm of Michael Dillon, in 1901 or 1902. The two specimens were found together. No others of the type were found in Wisconsin so far as I know. Collection of George A. West, Milwaukee, Wisconsin.

CHAPTER XIII. TUBES

Stone and clay tubes are more or less closely related to tubular pipes. On the Pacific Coast the tubular pipe was almost exclusively used over other forms of pipes. The tubes from the Pacific Coast, therefore, are dismissed from consideration in this volume, since they appear to be pipes. The term "tubes", as the author understands it, is restricted to the cylindrical forms in use among Indians throughout the Mississippi Valley, the Great Lakes, the South, Canada and New England. Many of these may have served as pipes, but the greater number are of such form or size as to render it inconvenient for Indians to make use of them for smoking.

Just where the bead ends and the tube begins, no man may know. Especially in Tennessee and Kentucky there are large numbers of small, oval stones perforated, which are more likely to have been large beads rather than tubes. Fig. 111 illustrates a number of steatite beads found in southern Pennsylvania. In the centre of the figure are two or three tubes of steatite from the South.


In Figs. 110 to 124 are presented a number of tubes from various collections.

Fig. 115 illustrates an interesting hourglass-shaped tube from the collection of G. P. Chandler, Esq., Knoxville, Tennessee. This specimen is of fine sandstone. It was impracticable to present a photograph of the object. One of the openings is about 5 mm. larger than the other. Around the centre is a raised band.

Tubes might be subdivided as follows: (a) ordinary, cylindrical forms; (b) short, oval tube, grooved or flattened, Fig. 112; (c) telescope tubes, Fig. 110; (d) specialized forms, such as Figs. 116, 117 and 120. Fig. 116 is of the true southern type of which there are many in the Smithsonian Institution, G. P. Thruston, W. E. Myer and American Museum of Natural History collections. These large southern tubes may have been pipes. They are also found in the northern mounds and graves, and Messrs. Squier and Davis secured two or three during their explorations of 1844-1847. Professor George H. Perkins, Dean of the University of Vermont, in his paper, "On an ancient burial ground in Swanton, Vermont", read at the Portland Meeting of the Association for the Advancement of Science, August, 1873, describes in detail some tubes that were found on that site. The tubes are of light drab color, except where they are stained by iron oxide. They are all probably stone, but a few look as if made of baked clay. They are not of uniform size throughout length, but generally largest



FIG. 110. (S. 2-5.) Long, slender tube. Compact sandstone. Franklin County, Vermont. This may be one from the Swanton graves. Smithsonian Institution collection.



BEADS AND TWO SMALL TUBES OF STEATITE
Fig. 111. (S. 1-1.) H. K. Deisher's collection, Kutztown, Pennsylvania.

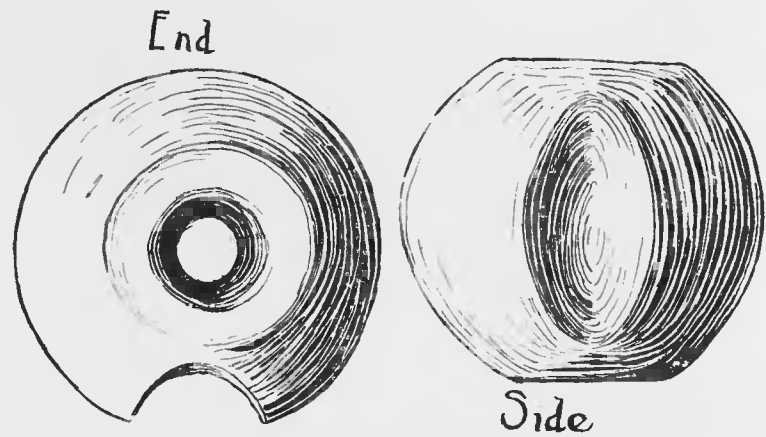


FIG. 112. (S 1-1.) Found near Akron, Ohio. From collection of Charles A. Hine, Akron, Ohio. Green, banded slate, polished



FIG. 113. (S. 2-3.) Stone tube. Gray shale. Kanawha County, West Virginia. Smithsonian Institution collection.



FIG. 114. (S. 2-3.) Tubes of slate of the several types. Phillips Academy collection.

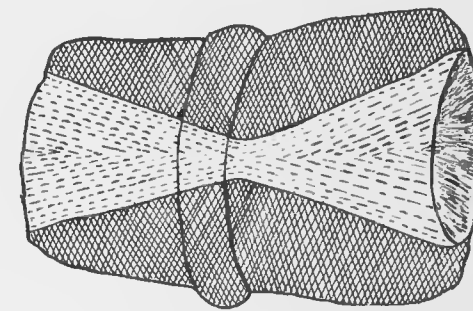


FIG. 115. (S. 2-3.) Phillips Academy collection. Drawn by George P. Chandler, Knoxville, Tennessee. (See p. 130)




FIG. 116. (S. 1-2.) Stone tubes. The two upper specimens are of steatite, and the lower one is of dark claystone. B. H. Young's collection, Louisville, Kentucky. Localities: Kentucky and Tennessee.

at one end, and often both ends are larger than the middle. Three somewhat diverse forms are found. One contracts rapidly at the end, but after about 2.5 cm. it changes and enlarges very gradually till within 5 cm. of the opposite end, when it again contracts, the whole shape being a good deal like that of an ordinary ball club. The length of the tube is 20 cm.; the greatest diameter is 3 cm. Another form has its greatest diameter at one end, from which the tube contracts, first rapidly, but soon slowly to the other end.

There were over a dozen tubes found in the Swanton graves. The burials were one to two meters in depth and fragments of some of the skeletons remained. A score or more of tablets, rectangular gorgets and gorgets of various forms were secured from the burials. Some of these are preserved in the State House, Montpelier, Vermont, but the greater number have been lost. A bird-stone and a bicave are shown in Fig. 261. Professor Perkins's paper is the only detailed account we have of this extensive cemetery. It is most unfortunate that complete records were not made at the time of the exploration. The presence of long tubes (slightly different from Fig. 110) and ornamental-problematical stones in the same graves might have shed light on the uses to which such things were put by the Indians. Professor Perkins's discovery is very interesting and so far as the writer is aware records the largest find of tubular-shaped objects in one place.

Clarence B. Moore, Esq., illustrates in his excellent reports, a number found during his explorations in the South.

The general theory frequently quoted by archaeologists is that tubes were a part of the equipment of shamans. That they were made use of in the treatment of the sick — to draw the evil spirit from the body of the patient. This has been quoted in detail in so many reports that it need not be repeated here. Aside from this use, it has been stated that many of them may have been used as whistles. By covering one end of the tube and blowing across the other, a very loud sound may be emitted. Whistles of bone or wood would serve the purpose quite as well. The writer never believed that tubes served as whistles primarily, although they may have been used as such upon occasions.

The long, cylindrical tubes, highly polished, and tubes with contracting perforation, are reported from mounds and cemeteries. But the smaller tubes of slate or tubes of classes (a) and (b) are seldom if ever found in mounds and graves. That they belong to the problematical class is quite certain, but it is doubtful if they should be included as ornaments. Eliminating those that might be considered pipes, most of them appear to have been manufactured for some utilitarian purpose. But we have not yet discovered the exact nature of their use.



FIG. 117. (S. 2-5.) Tube, flaring base or mouthpiece. Greenstone. Boone County, West Virginia. Smithsonian Institution collection.



FIG. 118. (S. 2-5.) Tube of steatite. Cumberland County, Tennessee. From a mound. Smithsonian Institution collection.

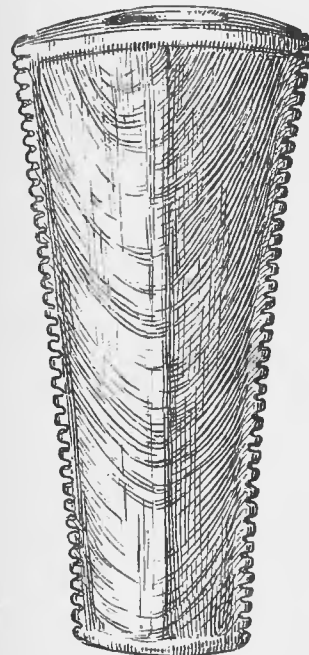


FIG. 120. (S. 2-3.) Tube (Cast). Allen County, Ohio. Material: banded slate. Smithsonian Institution, Washington.

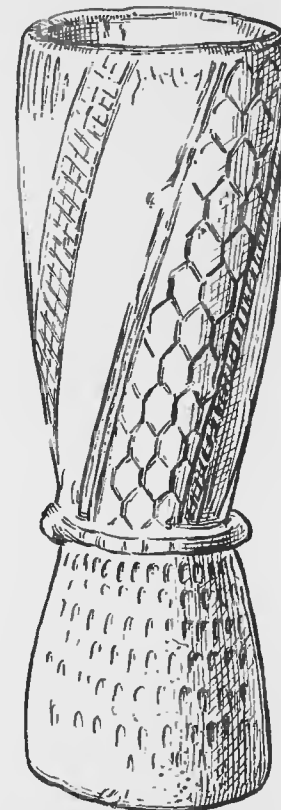


FIG. 121. (S. 2-3.) Stone tube. From Baldwin County, Georgia. Material: Chlorite. Smithsonian Institution, Washington.

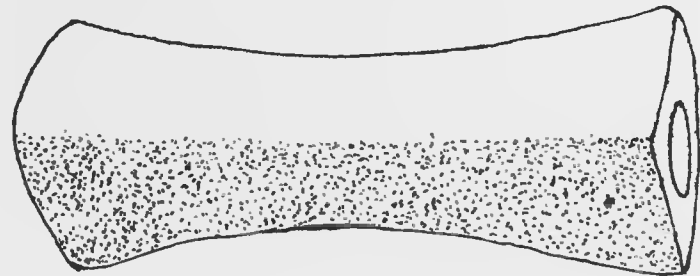



FIG. 119. (S. 1-1.) Academy of Natural Sciences of Philadelphia. Tube of banded slate. Found on Elk Creek, Butler County, Ohio. William S. Vaux collection.



These two may be tubes or small winged objects, according to one's point of view.

FIG. 122. (S. 4-5.) (Cast). Scott County, Arkansas. Material: ferruginous quartz. Smithsonian Institution, Washington.

FIG. 123. (S. 4-5.) (Cast). Kanawha County, West Virginia. Material: ferruginous quartz. Smithsonian Institution, Washington.



FIG. 124. (S. 1-1.) Upper figure of steatite. Central one of blooded quartz. Lower of light granite. These may be too wide to be classed as tubes, but the upper one is of the tube type. Cumberland River sites, Tennessee. H. L. Johnson collection.

CHAPTER XIV. SPATULATE FORMS

The term "spatulate", as previously stated, was given me by Professor Charles H. Forbes, to take the place of the wretched word "spuds", which is suggestive of a heavy iron implement in the hands of an Italian laborer.

As the gorget class begins to expand and change, one reaches the spade or spatulate form of gorgets. These being flat and not rounded should scarcely be included under the same classification as the objects illustrated in this chapter. Yet the general term "spatulate" will cover such forms as are shown in Figs. 125 to 137. In this chapter, I confine the use of the word "spatulate" to the more or less round, handled objects, which end in a broad, curved blade.

This form might also have developed from the celt. This suggestion is illustrated in Fig. 125 herewith presented, of a spatulate form and a celt found together in Allamakee County, Iowa. A few of these forms occur in Iowa, and quite a number in Wisconsin. In fact, recently, more of them have been found in the Wisconsin region than in the South.

Fortunately, we have two excellent authorities on the distribution and use of these objects in Messrs. C. B. Moore and Charles E. Brown. In Figs. 127 and 132 I present some outlines made by Mr. Fay from Mr. Moore's reports. These outlines cover the range of types in the South, and are made much smaller than the objects illustrated by Mr. Moore.

In the *Wisconsin Archaeologist** Mr. Charles E. Brown published a paper describing the spatulate form†. This could in no wise be improved upon, and with the omission of some local specimens he has cited, I quote most of his article. His figure numbers have been changed to suit my figures, and a few paragraphs at the end are not included:

"The class, or more properly, classes of stone implements of which a consideration is attempted in the following pages, have been variously referred to in our archaeological literature as spuds, hoe, spade and paddle-shaped implements and spade ceremonials and by other names equally indefinite and undesirable, and the only explanation which can be offered for the adoption of the present title is, that though not entirely satisfactory, it has nevertheless the advantage of being the one by which these varied, peculiar, and interesting objects are now most familiarly

*October, 1902, p. 15

†I have not taken the liberty to change Mr. Brown's term "spud" to "spatulate form"



FIG. 125. (S. 1-2.) Spatulate form and celt found together on Oneota River (upper Iowa), Allamakee County, Iowa. The celt form—often with flaring edge—may have suggested the spatulate types. Ellison Orr collection, Waukon, Iowa.



FIG. 126. (S. 2-3.) Spatulate form from Mound C, Black Warrior River, Alabama. Plutonic rock. Collection of C. B. Moore.




FIG. 127. (S. 2-5.) Spatulate forms. Specimen to left, Kentucky. Object at top, Georgia. Both from the Smithsonian Institution collection. The three others are from Florida. Explorations of Clarence B. Moore, Esq.

known to the archaeologists and collectors of our own state and of the country at large.

"It is apparent that the term 'spud' as at present employed, is being used to define and include within its scope at least two classes of stone implements, which, though they resemble each other in a general way, were, if we may judge by the difference in condition, workmanship, and general adaptability, intended for and undoubtedly served quite distinct purposes.

"Save that presented by Fowke,* which embraces only such forms as are represented in the United States National Museum and does not include the Western form, no regular classification of these implements appears to have been attempted. In a like manner, nearly all of the published descriptions of various authors relate only to Southern and South-eastern forms and but little or no effort appears to have been made to assemble the data or compare them with others.

"Such being the case, a re-classification or reconsideration of all of the known types is both timely and necessary.

"In the following convenient classification which is based upon a rather exhaustive study of the available specimens and literature, the writer has attempted to explain to his brother students what are the differences both in form and probable mode of application of the several classes of these implements. This he has supplemented with extracts from the published descriptions, notes, suggestions, and theories advanced by leading archaeologists and with such additional data as he has himself been able to collect.

"Those who have undertaken similar studies will appreciate the difficulties with which he has had to contend. It is therefore unnecessary to recall them here. The rather broad divisions proposed may hardly be found to include all of the known forms, yet the classification is probably as good as any that can be devised in the present and as yet limited state of our knowledge. The author desires to acknowledge his indebtedness to Dr. J. F. Snyder, Mr. Harlan I. Smith, Prof. T. H. Lewis, Prof. W. K. Moorehead, Hon. J. V. Brower, Rev. James Savage, Rev. E. C. Mitchell, and others for suggestions and data received and to his brother students in various parts of Wisconsin for the loan of material from their collections.

CLASSIFICATION

"In the first of these classes may be included implements answering the following description:—

"Class A (See Fig. 128). Blade broad, of a semi-circular, semi-elliptical, or somewhat hexagonal or triangular shape, flat or slightly

**Stone Art.* Thirteenth Annual Report, Bureau of Ethnology.

convex, thickest near the handle and ground down to a dull rounded or fairly thin edge in front; shoulders square or sloping, in some cases rounded or barbed; handle generally long, tapering to a blunt point, and usually circular or elliptical in section. Some examples have the edge of the blade near the shoulder ornamented with incisions or deep notches and others also have incisions at the extremity of the handle. These implements are as a class graceful and beautiful objects and represent a high type of aboriginal stone art. They are usually wrought of hard primitive rock and are generally highly polished. Nearly all are of large size, the largest known example measuring about 57 cm. in length. Of their distribution Mr. Clarence B. Moore says: 'Unlike so many of our aboriginal relics, this implement is of a type unknown in Europe. It is comparatively rare, though of wide distribution in the United States.'

"As the greater number of the known examples have been obtained in the Southern and Southeastern United States, that is generally considered to be the natural habitat of this class of stone artifacts. Specimens have been procured in districts as far north as Canada, but there is every reason to believe that these have been brought from some distant Southern or Southeastern locality in the course of aboriginal trade or war relations. It is this class of spade, or paddle-shaped spud which we find most frequently described and figured in our archaeological literature, and which in their endeavors to understand its precise office has cost so much trouble to our leading archaeologists. Some idea of the several theories and suggestions thus advanced may be gleaned from the following extracts:—

"Dr. Charles Rau, in a chapter devoted to a consideration of 'Scraper and Spade-like Implements', figures one and describes another of these implements.* He speaks of their resemblance to diminutive spades, but does not assert that they were so employed. One of these in the collection of Dr. Joseph Jones, now in the University of Louisiana at New Orleans, was taken from a grave mound at Old Town, Tennessee. It is made of greenstone and is 50 cm. in length. The other specimen is from South Carolina.

"Colonel C. C. Jones also describes and figures the Jones spud and adds: 'We suppose this to have been an agricultural tool.†

"Gerard Fowke describes and figures a specimen fashioned of chloritic slate, from Prairie County, Arkansas. His remarks are intended to apply to both this and the perforated class of spuds. He says: 'They are, usually, of a comparatively soft material, carefully worked and



FIG. 128. (S. about 1-6.) The various spatulate forms described by Charles E. Brown, Esq., in the following pages. Classes A and B of his grouping. Wisconsin Archaeological Society collection.

*Archaeological Collections of the U. S. National Museum.

†*Antiquities of the Southern Indians.*



FIG. 129. (S. 1-2.) Black stone spatulate form. From Kyle mound, near Columbus, Georgia. Collection of Dr. H. M. Whelpley, St. Louis, Missouri.



FIG. 130. (S. 1-4.) Large, very highly polished object. Collection of J. R. Lovejoy, Schenectady, New York. There is a groove near the small end. Sixteen notches are upon the more perfect surface. Dark greenish stone, smooth as satin.

polished, and bear no marks of rough usage. On the other hand, they are too large for ornament. Perhaps their office may have been in some ceremony or game.' He states that old residents of the Shenandoah Valley claimed that the last century Indians of that locality used implements of similar pattern for removing the bark from trees.

"General Gates P. Thruston figures three of these implements, including a very handsome specimen in his own collection which was found in the stone grave settlement near Nashville, Tennessee.* He says of them: 'As no other more practical use has been suggested as to them, we call them ceremonial spades or maces.' He also describes two others, 'one about 30 cm. long and the other a delicate little type 9 cm. in length,' and concludes his description with the following statement: 'These implements are too dull for cutting purposes and must have been too valuable for use as ordinary agricultural or mechanical tools.'

"Mr. Clarence B. Moore figures several fine specimens in the magnificent reports of his explorations. One of these, 35 cm. in length, is made of sassurite and was taken from the Shields mound in Duval County, Florida.† Another of polished claystone and 28 cm. in length was procured from Mt. Royal (mound) in Putnam County, Florida. The same author credits Thomas Wilson, Esq., for a report of two of these implements, one of blue traprock, highly polished, found near Columbia, South Carolina, and the other from Kentucky.

"He quotes Dr. Joseph Jones, who says: 'Several conjectures have been formed as to the use of these singular implements. Some have supposed them to have been used in agriculture, the flat head being employed as a spade and the round handle for making small holes in the earth for the deposit of Indian corn; others believe that they were used to strip bark from trees; others again, that they were used in dressing hides, in excavating caves, or in felling trees after the wood has been charred by fire. It is possible that they may have been used for all these purposes and also as warlike weapons, since it would be easy to cleave or fracture the human skull with a single blow from one of these stone implements.'

"Mr. Moore concludes his remarks as follows: 'Mr. Thruston reports a number of these implements from various parts of Tennessee, and rightly, we think, classes them as ceremonial. We consider them of too infrequent occurrence to suggest their employment for any practical use. We have been able to learn of none showing breakage or signs of use and some are too small in size to render them useful as weapons. Moreover, the tally marks on certain specimens connect them with the ceremonial class.'

**Antiquities of Tennessee.*

†*Certain Sand Mounds of Duval County, Florida.*



FIG. 131. (S. 1-3.) Seven spatulate-form objects of slate and greenstone. These range from 6 to 40 cm. in length. All are from sites along the Cumberland and Tennessee rivers in southwestern Kentucky. Collection of General Bennett H. Young, Louisville, Kentucky.

"In closing this chapter the author desires to present the following conclusions and remarks which, though at variance with much that has been written concerning the purpose of this class of implements, are, he believes, worthy of consideration:—

"He is convinced that further researches in the field and examination of the thousands of public and private collections of our country will show that these implements are of more frequent occurrence than we entertain any idea of at present. The very considerable amount of additional data which he has been able to collect in his own and adjoining states would indicate as much.

"Contrary to what has been supposed, some broken and mutilated specimens have been found.

"Such specimens as have come to his notice and which he has been able to examine were generally so substantially fashioned and their blades so edged as to suggest their employment for a practical purpose, though possibly not for all or any of those which have been suggested.

"The presence of notches or incisions upon the blades and handles of some examples does not imply a relationship with objects of the so-called 'ceremonial class', any more than do the flutings upon the polls and blades of a fairly numerous class of Wisconsin grooved stone axes, which, notwithstanding their often artistic ornamentation, are of equal value for service and present the same evidence of hard usage that other stone axes have received.

"Class B (See Fig. 128). Blade generally short, crescent-shaped or oval, convex or flat, reduced to a sharp cutting edge, shoulder when present also partially edged; handle generally of short or medium size, of nearly uniform width, circular, elliptical, less frequently square or somewhat rectangular in section.

"Diorite, diabase, and granite appear to have been most employed in the making of these implements. Specimens made of slate, sandstone, and other materials are known.

"They are usually quite smooth and polished. The sides of the handle are frequently pecked or left unpolished as if to afford a better grip for the hand. The notches and incisions which characterize many specimens of the former class are absent in this. There is a well-marked tendency in some of the smaller types toward celt forms.

"The blades of a majority of these implements exhibit nicks and fractures and other unmistakable signs of use. Broken specimens are common and there can be no doubt of their having been employed by the aborigines for one or more useful purposes.

"Dr. J. F. Snyder, who is well acquainted with these implements, says of them: 'These indigenous specimens were evidently tools in common

use. It is readily to be seen that they were serviceable appliances for stripping the bark from trees, for skinning large animals, for dressing hides, and a variety of domestic purposes.'

"Honorable J. V. Brower of St. Paul, who has spent fifty years in studying the habits and customs of the Northwestern Indian tribes at their camping-grounds, and whose work in the archaeological field is well known, says:

"They were most likely used in the process of making canoes from burned-out logs.' He has not found them in Kansas, where 'boat tools were very scarce, simply because they used bull-boats instead of log canoes.'

"This, then, is the form of stone implement which has come to be designated by the name 'spud' by Western archaeologists and of which, curiously enough, little or nothing has been written.

"The majority of the implements illustrated and described in this article as Wisconsin types, belong to this class. Dr. Snyder and others have informed me of the occurrence of these implements in Illinois, Honorable J. V. Brower, Professor T. H. Lewis, Reverend E. C. Mitchell, and others, of their being found in various localities in Minnesota and North and South Dakota. The writer has seen specimens from Ohio, Michigan, and Iowa. It is quite probable that further research will show them to be quite common in nearly all of these states.

"In the Terry collection, in the American Museum of Natural History, there is an example (T. 2011) of this type. It is of limestone and comes from Charleston, Missouri. Mr. H. P. Hamilton has a specimen which was found near El Paso, Texas.

"Class C. Broad flattish implements, generally of comparatively small size. (See Figs. 135 and 137).

"Blade broad, nearly circular, elliptical or semi-elliptical in shape, edge fairly thick and smooth, or thin and sharp, shoulders rounded or sharply pointed; handle narrower than the blade, flat or convex, sides straight or curved, parallel or slightly tapering to the top.

"Some specimens have the handles perforated, as if it were intended to attach them to the person by means of a thong passed through the hole. It is quite probable that some of these, and of the finer unperforated forms as well, are, as has already been suggested, deserving of being classed with the stone ornaments known as gorgets. Their generally small size, soft material, shape, finish, and the condition of their edges, would appear to make such a separation desirable and proper.

"In the making of others, greenstone and other hard rocks have been employed. Many of these are roughly made and have quite sharp cutting edges. There is a tendency on the part of some of these toward a scraper

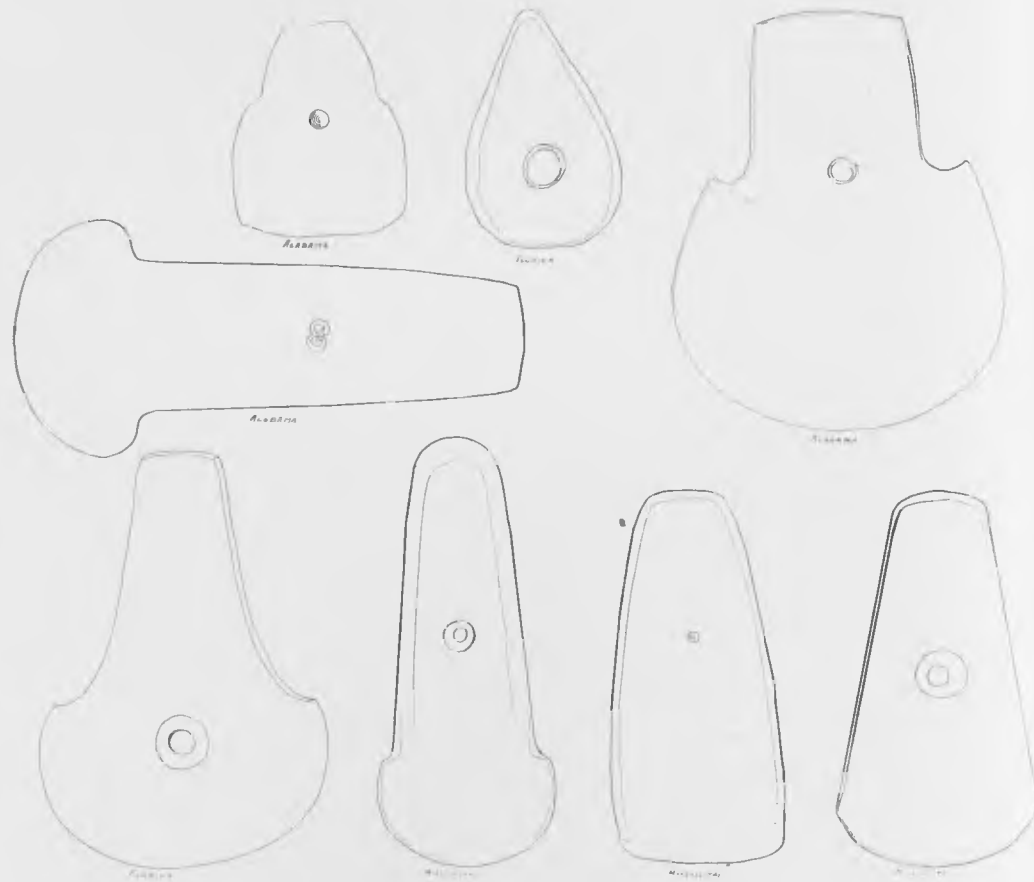


FIG. 132. (S. 2-5.) Florida, Alabama, and Mississippi mounds. Explorations of Clarence B. Moore, Esq. These outlines are reduced from Mr. Moore's reports.



FIG. 133. (S. 1-2.) Large, highly polished spatulate form. Museum of the American Indian. Locality: Georgia. Material: greenstone.

form, and it is quite likely that they were utilized for such or a similar domestic purpose.

"There appears to be but little reason for associating any of these implements with the large paddle-form (Class A), as some writers have done. Some examples might be included with the former class (B) as medium types.

"Implements of this class are said to be of fairly common occurrence in the South and specimens are to be seen in various public and private collections, and have been described by various authors from Kentucky, Tennessee, Arkansas, Virginia, North and South Carolina, Georgia, and Florida. The writer has sketches of several specimens which were found in Ohio.

"Mr. W. H. Ellsworth formerly possessed two specimens of this class, one made of slate and the other of red sandstone, which were found near Stafford, Tolland County, Connecticut."

Mr. Clarence B. Moore, who has conducted extensive explorations in Florida, Georgia, Alabama, Mississippi, etc., is an authority on archaeology in the South. After Mr. Brown's paper appeared, Mr. Moore wrote an article for the *American Anthropologist* (July-September, 1903, p. 498), in which is contained much additional and valuable information. I quote certain portions of it:—

"As I have found, in place, in Florida, in Georgia, and in Alabama, a considerable number of what have been called 'hoe-shaped implements' (Mr. Brown's 'Class C', among spuds, though he differentiates their uses from those of the other two classes), I have thought a description of these 'implements' found by me might be of interest.

"Three of these 'implements', all beautifully made of hard stone, all with perforations, came from a mound on the 'Charlotte Thompson place', near Montgomery, Alabama. One of these specimens clearly bears the marks left by a handle. The shank has projected beyond the handle on one side; on the other side the line of the handle passes across the top of the perforation. Another 'implement' has similar traces of a handle which are less distinctly marked.

* * * * *

"An interesting feature is that marks made by a drill, probably a reed, since the nucleus of a core is apparent, are plainly visible on the implement. Seemingly the endeavor to perforate the shank was abandoned after several attempts. The line left by one side of the handle is just where the perforation was to have been."

* * * * *

From the twelve specimens found by Mr. C. B. Moore in his explorations he draws conclusions as follows:—




FIG. 134. (S. 1-2.) Two black slate ornaments from Fulton County, Kentucky. The lower one is almost of spatulate form in character, but may be too slender to be considered in that class. Ornaments of this form are very rare and doubtless represent individual fancy, as do many of these things. Collection of General B. H. Young, Louisville, Kentucky.

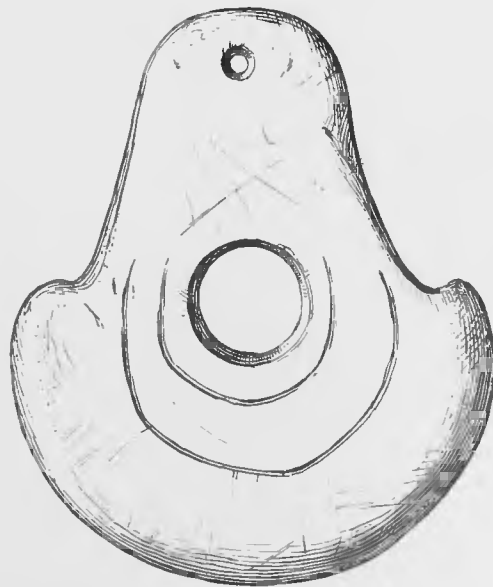


FIG. 135. (S. 1-2.) Hoe-shaped object. Florida. Smithsonian Institution collection.

“From the soft character of the stones from which some of these ‘implements’ are made, it would seem that they were intended for active use.

“As some are not pierced, and as others have the hole too low on the shank to allow graceful suspension, it does not seem likely that these objects were used as ornaments or that the hole was intended for attachment to the person.

“Inasmuch as on some of these, marks left by a handle are plainly discernible, probably all were used with handles, some of which left no trace. On certain ‘celts’ also one plainly sees where handles have been, but more frequently no marks are apparent.

“Presumably, then, the ‘hoe-shaped implement’ was an axe and, as it was not intended for active use, it was a ceremonial axe, as I have maintained in previous writings; and the hole, when it existed, was to lash the blade more firmly to the handle. Perhaps, where the hole is not present, the blade was used without one, since the hole is not indispensable; or just as likely an unfinished object was buried with the dead. The discovery of cases of this kind abound in mound work.”



FIG. 136. (S. about 1-2.) Collection of I. B. Ogden, Penn Yan, New York. At the bottom is a long, slender ornament with spatulate form ends. At the left is an implement which may be said to belong to the spatulate class. The ornaments are typical of early New York sites.




FIG. 137. (S. 1-3.) Two well-made spatulate-form objects from General B. H. Yongg's collection. The one to the left is made of greenstone, that to the right of cannel coal. Cumberland Valley, Kentucky. That one is made of a soft material indicates use other than for digging.



FIG. 138. (S. 1-1.) This was found on a village site 1 kilometer from Lowell, Washington County, Ohio. Material: greenish-gray banded slate. Collection of Willard H. Davis.

CHAPTER XV. PLUMMET-SHAPED STONES

The name for these, it would seem, is quite appropriate, since the majority are shaped like the modern plummet. The plummet class is honored above other ornamental-problematical forms for the reason that it is found in great numbers along the Pacific Coast. Whether it extends through the Columbia Valley, I have been unable to determine. There have been plummets found along the lower Columbia, but no large number has been reported. While these curious, rounded and tapering stones are found on the Atlantic and Pacific Coasts, New Brunswick and Nova Scotia, there are also many found in Florida and a few along the Gulf of Mexico. They are absent (or rare) between the Coast Range and the Mississippi River valley. Aside from California more of them seem to occur in Maine, Massachusetts, Connecticut and Florida than elsewhere. They are fairly common throughout the Ohio Valley but they do not constitute a predominant type in that region. In Missouri, Illinois, Indiana and Ohio many of them are made of hematite and highly polished. This would preclude use as ordinary net and line-sinkers. No Indian would laboriously fashion a net-sinker out of a hematite nodule, and then polish the object. Moreover, the grooves on most of the hematite plummets are too narrow and shallow for the attachment of any save the most slender cords.

Those who contend that most of these plummets were made use of in fishing, have grounds for their belief. Indians along both Coasts made use of the ruder ones for that purpose, beyond question. Indians of the interior where bass, perch, trout and other game fish abound, might have used plummets as sinkers. However, most of the fish seem to have been caught in weirs or nets. Many Indian tribes preferred to spear fish rather than to angle for them. Judged by our standards of angling for game fish, most of these sinkers are entirely too heavy. While the plummets are common where large fish abound, yet they extend throughout the Ohio Valley. There do not seem to be great numbers of them in the St. Lawrence Basin, a region famous for large and fine fish.

For the instruction of readers, we are fortunate in having to recommend a monograph entitled *The So-called Plummets*, which was written by Dr. Charles Peabody.* This contains an exhaustive description of such forms of objects as are illustrated in Figs. 139 to 150. Dr. Peabody

*University of Pennsylvania, Bulletin Series 1901.

examined all that the writers have said with reference to these interesting, problematical forms. The many theories offered were presented by him in the form of a table which is herewith reproduced.




FIG. 139. (S. about 1-6.) California plummets and small mortars. J. B. Lewis collection, Petaluma, Cal.

I. In connection with fishing	1. Drag-line sinkers
	2. Fishing-line sinkers (above hook)
	3. Fishing-line sinkers (below hook)
	4. Net sinkers
	5. Bait and hook combined
II. In connection with the chase or warfare	6. As slingstones
	7. As black-jacks
	8. As bolas
	9. Twine or sinew twisters
III. In connection with textiles	10. Spinning-weights
	11. Netting-weights
	12. Weaving-weights
	13. Hand-pestles
IV. In connection with hitting or grinding	14. Hanging-pestles
	15. Paint-stones
	16. Rubbing-stones
	17. Hammers
V. As ornaments	18. Ear ornaments
	19. Simple pendants
	20. Amulets and
VI. With superstitions significance	21. Charm-stones
	22. Lucky stones
VII. As drum-rattles	
VIII. As true plummets	
IX. As game stones	
X. In connection with phallic worship	

All of the above uses were assigned by various writers. Now and then bright-colored stones, slender and oval in form, have been made use of by tribes in the far North and on islands of the sea as fish lure, just as we make use of bright spoons in trolling. But the average fresh-water fish would not be attracted by such clumsy lures. I have seen objects similar to those shown in Fig. 146 in the Peabody Museum, Cambridge, and in the Smithsonian Institution, which may have been used for such purposes. But these are very different in form, as readers will observe by reference, from plummets. Among observers, it is generally accepted, that in the Delaware and Susquehanna Valleys where many common, flat pebbles are found, the notches on these indicate that they were made use of as net-sinkers. I have seen old Ojibwa Indians on White Earth reservation using such sinkers as net-weights. Although several writers, including Mr. Meredith, claim that plummets were made use of in line-fishing, I cannot bring myself to accept the statement. This applies to the finer plummets, not the rough ones.

It seems to me that the uses assigned under V and VI are more probable. I am of the opinion that we can set aside the proposal under IV, that plummets served as hand-pestles, they being too small for that purpose.



FIG. 140. (S. 1-3.) Four porphyry plummets from the Peabody Museum collection, Salem, Massachusetts. A number of these were found together, not far from Ipswich. The Salem collection contains numerous examples of fine plummet-shaped stones. They range from those having a narrow neck to those with broad necks. Usually, the bases are round, but occasionally they are drawn to a point. Three types are shown in this figure.



FIG. 141. (S. 1-3.) Plummet-shaped stones from various sites in Kentucky. Bennett H. Young's collection, Louisville, Kentucky.



FIG. 142. (S. 1-2.) Slender plummet. W. H. Foster collection. Found near Andover, Mass.




FIG. 143. (S. 2-3.) Specialized plummet. Soapstone. Marion County, California. Smithsonian Institution collection.



FIG. 144. (S. 1-1.) From Section 21, Monroe Township, Johnson County, Iowa. C. F. Noe's collection, Amana, Iowa.

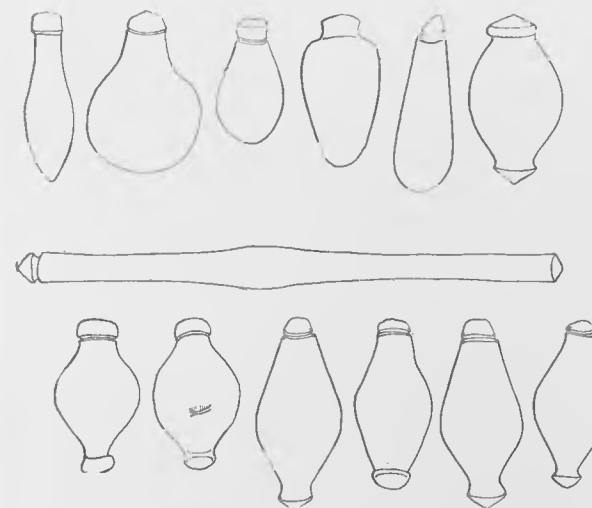


FIG. 145. (S. 1-3.) Stone plummets from Florida mounds. Re-drawn from C. B. Moore's reports. Double-grooved plummets are common along the Florida coast. If these are fish-line sinkers, why the double grooves? Why make them so symmetrical, when a rough cylindrical stone would serve the purpose just as well?

All the paint-pestles I have ever observed were miniature hand-pestles, or "mullers", and not grooved.

There is presented by Dr. Peabody on page 25 of his paper, the opinion that these might be worn about the neck by a man when fishing or hunting, rather than that they were in actual use as a part of fishing or hunting paraphernalia. Here we have what seems to me to be the solution of the mystery. The charm-stone brought luck to the man in his pursuits of game on land and fish in the sea. But it was entirely too valuable a stone to attach to the cord and risk losing during the fishing operations. Pursuing our study of aboriginal traits, we may, at least, come to an understanding of the workings of the Indian mind, and we may learn that the man placed greater faith in the potency of his medicine, or of his charms, than he did in his actual implements made use of in capturing game or defeating the enemy. Such things as these plummets and other problematical forms served as charms, amulets, and medicine-stones. But ruder things were made use of in the actual workings necessary to achieve the desired results.

We have already seen (page 30) under which classification the Committee places plummets. This might be expanded as follows:—

SUB-CLASSIFICATION OF PLUMMETS

(All are grooved)

- A. Very rude, flattened or rounded pebbles (not notched). Fig. 147.
- B. Oval or egg-shaped. Classes A and B are manifestly sinkers. Upper row in Fig. 139.
- C. Short, rounded forms without neck. Right and top in Fig. 150.
- D. Pear-shaped. Two in Fig. 140.
- E. Elongated neck, rounded base. Fig. 140.
- F. Elongated neck, expanding body, contracting to a point. (Sometimes specialized) Fig. 150(2).
- G. Perforated at top. Several in Fig. 139, lower row.
- H. Grooved at either end. Fig. 141. Upper row, second from left.
- I. Highly polished and very symmetrical. Fig. 144.
- J. With one side flattened. Fig. 149. (Not the rough types A or B).
- K. Effigy forms, and objects indicating individual fancy, also with incised lines. Figs. 143 and 145A (left).

The last division (K) includes the more specialized and interesting specimens. Examples of these are found in most collections of size. Not a few occur in New England, and in Florida a few are found. Effigy plummets in the New England, New York and Washington collections total, approximately, fifty or sixty. A dozen—more or less—were found in the Red Paint graves of Maine, by the several expeditions sent out by Phillips Academy. As the report on this work has not been published, extended references to these interesting forms cannot be made at this time. In Fig. 145A is shown to the left an interesting decorated plummet of sandstone from Ohio. On the same plate are two figures which do not belong in this class, an engraved spool-shaped object and a slate bead. The

plummet is distinctly ornamental. Numbers of these plummet-shaped sandstone objects have been found in the Ohio Valley.

I formerly thought that plummets did not cover a wide range of form, but since better opportunity for study has been afforded, I venture to change that opinion.

It was natural for man to select a bit of shell, oval in form, and perforate it, and make of it a pendant just as he did with bright-colored flat stones. It is quite likely that he next grooved a soft stone and wore it as a plummet-shaped ornament. Becoming proficient in the working of stone, he was able to groove harder materials and make of them the plummets we find so frequently in some portions of America. I have attempted to subdivide plummets, although they may be long and slender, short and thick, oval, flat on one side; or the body large, and the neck somewhat lengthened. Plummets may also be grooved at either end, and instead of being grooved may be perforated, as is seen in California types.

It is well for readers and students alike to consult the outlines in Figs. 206 and 209 which present plummets as well as related forms.

The plummet may not only be plain, but also almost effigy-like in character. Some of the sandstone plummets of Maine and of southern Ohio as well are decorated with incised lines as indicated in Fig. 145A, in which one is shown.

The New England plummets are of varying lengths, and the body may be oval or almost globular. Occasionally, it is drawn to a point at the base, as is observed in the left-hand one of Fig. 141.

Fig. 142, Mr. William H. Foster's collection, Andover, presents an interesting stone plummet, one-half size. Fig. 150, seven plummets of varying dimensions and form, from northeastern Ohio, and West Virginia, in the Phillips Academy collection. Fig. 144, a beautiful black granite plummet from Dr. Charles F. Noe's collection. This presents the height of stone age art in plummet-making. Fig. 139, one hundred and twelve plummets from the collection of the late Mr. J. B. Lewis, Petaluma, California. Some of those hung on the lower row are perforated, some are grooved and also perforated. Those on the six upper rows are not only oval, but also slender, and yet again globular with small projection attached, which is grooved. All types of coast plummets are illustrated in Mr. Lewis's collection. In Fig. 146, the plummet at the top could not be fastened as it is ungrooved. Such objects may be unfinished, or not plummets. Several are included in the illustrations which are more or less of plummet form, yet may be something else. The two in the centre are well wrought and highly polished. The same is true of Colonel Young's plummets in Fig. 141. Some of these small plummets may have been encased in wet rawhide and used on the

end of a thong or short stick as a sling-shot. The two hundred and six on exhibition at Phillips Academy from the Red Paint graves in Maine are for the most part plain, rough forms. Yet, there are among them effigy plummets and specialized plummets. Some of the plummets from Massachusetts and Maine weigh as much as five pounds.

Regarding these numerous plummets and kindred-shaped stones so common on the Pacific Coast, not a little has been written, as reference to the Bibliography will prove. Rev. H. C. Meredith* once wrote for me a page concerning these strange objects. As it is concise and to the point and as good as anything I have seen in print, I reproduce it here:

"The evidence seems to point to a variety of uses and not to one only. The view most commonly held now, I believe, is that these objects are 'medicine-stones' or 'charms', supposed to bring good luck and success to their owners. Mr. J. G. Henderson, in an article published in the *American Naturalist*, in 1872, appears to be the first to suggest this use of the stones. Mr. H. W. Henshaw followed, in the *American Journal of Archaeology*, with an elaboration of this theory. Others have followed with additional evidence in support of it. When a final conclusion is reached, however, I think it will be to the effect that while these stones were used as 'charms', such use was not original and primary, but secondary, perhaps only occasional and incidental.

"Personally, I have no doubt that these stones were objects of utility designed for several practical services in the economy of the Californian aborigines. In the course of time, by a process of evolution readily suggesting itself, a few of them, like the arrow and the pestle, passed from the sphere of utility into that of veneration and ceremony. Anyone knowing the Indian character intimately will appreciate the ease with which such a change could be wrought. I but lately witnessed an illustration parallel. I was in attendance upon a ceremonial gathering that continued through five days and nights. The native game called 'hand-game' or 'guessing-game' was played. Before the game began, I bargained with a young Indian for his set of game-bones, to be delivered at the close of the game. The bones had never been used. The play continued for two days, and the team represented by this Indian won everything the opposition could put up. The time of adjournment had not been reached, but wishing to close my bargain, I offered the man the sum agreed upon. This he refused, and with many and earnest words explained that the bones were 'good medicine' and 'lucky'; that he had never done so well before. If he sold them he could never get such lucky ones again, etc. After much talk he proposed to let me have them for twice the sum agreed upon. I declined, though I

**Stone Age in North America*, vol. 1, pp. 437-439.



FIG. 145A. (S. 1-2.) (See page 163)

FIG. 147. (S. 1-1.) A. Crozier, Wilmington, Del.



FIG. 146. (S. 1-4.) This figure shows a series of plummet-shaped stones from California. These are in the Peabody Museum, Harvard University. Quite a number of these are not grooved. More highly specialized plummets from California are often found. Nobody has ever satisfactorily explained the anchor-shaped stones from along the Pacific Coast, some of which are illustrated in this figure.




FIG. 148. (S. 3-8.) Two views, side and top, of a large plummet. Material: sandstone. Phillips Academy collection. This stone was found near Fall River, Massachusetts. It appears to be an effigy of a whale. Numbers of rude effigies, more or less whale-like in character, are found along the Atlantic seaboard in Connecticut, Massachusetts and Maine. Doubtless the whale would excite wonder in the minds of aborigines — hence the effigies.

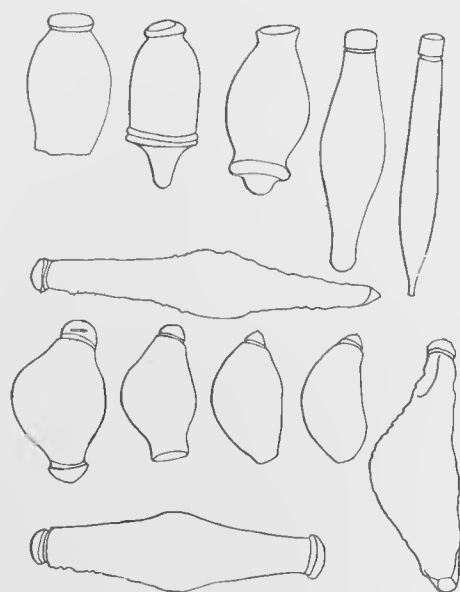


FIG. 149. (S. 1-3.) Plummets of various forms. From mounds along the Florida Coast. Re-drawn from Mr. C. B. Moore's reports.

really intended to take them. I imagined I would lose nothing by delay. In the meantime a company of Pah-Utes came in and joined the losers. A stake was raised and a new game started, the Pah-Utes using their own songs and changing them often for 'luck'. But after six hours they were wholly defeated, losing everything to the same set of bones. After a while I hunted up my Indian and reopened negotiations for the bones. After beating about the bush I offered him his price. To my chagrin he refused the sum and would not listen to any offer. I was given to understand that no Indian could sell such lucky bones. I then called other Indians to my aid, men who had refused me nothing I was willing to pay for, but they gravely repeated the saying that the bones were 'lucky' and 'good medicine'; that they could never be replaced, and it was useless to talk about buying them. Now any one can see how a few more successes with these bones would place them in the sphere of veneration. Anyone having them in his possession would be considered an invincible player. Ultimately they would pass from the sphere of utility into that of superstition and become 'charms'.

"So with the perforated stones I am considering. Suppose they were used as net-sinkers, or line-sinkers, as there is reason to believe they were, and remarkable catches of fish with that net or line would make for the stones the reputation of being 'lucky'. Continued successes would transfer them to the realm of veneration — they would become 'charms'. They need no longer be fastened to net or line. It would be enough to hang them over the water or from the canoe. Suppose they were used to twist bow-strings; and some were no doubt so used. Unusual success with that bow would sooner or later change the twister into a 'charm', and so on.

"When a stone would be regarded as lucky, it would begin to receive at the hands of the owner the finishing and polishing touches which at last produced the rare specimen of elegant finish, sometimes, but not often, found."

J. B. Lewis, Esq., of Petaluma, California, established a ranch seven miles from a lagoon near Sonoma Mountain. Mr. Lewis arrived at this place more than sixty years ago, and died about 1909. He wrote me many interesting letters regarding his observations upon Indian tribes of his region. He was an intelligent man and a keen observer. On his arrival in California he heard that a large tribe living near Petaluma was practically exterminated by some contagious disease. Survivors returned annually to the mountain and the lagoon described in his letters and there held ceremonies.

I quote from his letters:—"On Sonoma Mountain, seven miles from Petaluma, is a depression in the hills in which the winter rains are collected, forming a large lake or lagoon of two hundred acres, called by the Indians,



FIG. 150. (S. 1-2.) Plummets from Phillips Academy collection, Andover, Massachusetts. These are from New England, Ohio, and West Virginia. The form varies from long cylindrical-shaped objects to simple oval plummets. Occasionally specimens are gracefully beveled to a point, as in the second specimen from the bottom. There is an infinite variety, as will be observed by studying these forms. Materials: sandstone, granite, hematite and shale.

Lagoon La Jara. Formerly the lagoon shores were covered with a tall growth of tules, the home of geese and ducks and blackbirds in their season. Some forty years since, it was drained and brought under cultivation. On ploughing, stones were brought to light called 'ceremonial sinkers', plumbs, etc. As time passes fewer are found, until now only three or four a year. When I came here in the early fifties, large numbers of Indians used to go by my ranch in the fall, down to the creek to catch sturgeon and dry them, and they always went back by the way of the lagoon and stayed a day or two and had some kind of a pow-wow. After the lagoon was drained they never came back."*

So far as this place is concerned, it is interesting to note that plummets were numerous where no fish abounded. Is it possible that these plummets were fastened to rawhide and made use of in the capture of ducks and geese? The Eskimos and northern tribes occasionally captured birds by means of cords to which stones were fastened, and the use of the bolas among the South American tribes is well known. The great number of plummets found in the spot occupied by the lagoon would seem to indicate that they were thrown among the reeds and rushes.

My own theory on these objects is that many of the rougher kinds were used on lines but not on nets.

Descending the Susquehanna River May 15 to July 28 this year, our party found hundreds of notched sinkers, but we did not find more than a dozen plummets in all the collections examined. Yet, the Susquehanna was famous for its fish and hundreds of Indians congregated at various points on the river to catch salmon, shad, pike and other fish. Notched net-sinkers (pebbles) predominated along the Delaware. Plummets do not occur anywhere as numerous as in New England, possibly excepting California. Reverting again to my theory, the ordinary forms of plummets may be accepted as fishline-sinkers (not net-sinkers). The highly specialized plummets seem to have been used as charms to bring luck.

*One of the best articles on California plummets is *Charm Stones, etc.*, by Dr. L. G. Yates, Santa Barbara, 1890. This pamphlet illustrates many of them.

CHAPTER XVI. THE POLISHED SLATE CULTURE IN NEW YORK

By ARTHUR C. PARKER

New York State Museum, Albany, N. Y.

The succession of aboriginal occupations, whereby are found overlapping sites, complicates the archaeological problem in New York. A surface find in the Iroquoian area in New York is no sure indication that the artifact is Iroquoian. The object must be compared with specimens actually excavated from Iroquoian village and burial sites that do not overlie more ancient sites. By a careful study of several key sites we have been able to determine in a large measure what is Iroquoian and non-Iroquoian. We begin our comparison with the Iroquois because these people were the known occupants of this region at the time of European intrusion. But, by a careful study, we discover that the Iroquois are comparatively late comers and that at the time of Cartier's voyage they had scarcely a century's firm foothold on central New York. Before this time, perhaps for a full century* they were in a state of constant danger from invading or retaliating foes.

The Iroquois in certain features of their material culture were unlike their predecessors. Who these earlier people were we do not completely know, though we may be sure that certain Algonkian tribes lived in the Erie-St. Lawrence Basin and south and eastward in pre-Iroquoian times. We are led to believe, however, that other stocks besides this have left traces in this region. Certain artifacts are Eskimoan; others seem to indicate a southern influence and numerous remains are so similar to the mound-builder forms that we have no hesitancy in declaring them products of the mound-builder culture. And who shall say, also, that certain of the eastern Siouan stock did not at one time occupy parts of New York, Pennsylvania and Ohio, as well as portions of the region southward?

In our examination of the "problematical" forms found in New York, especially gorgets, banner-stones, boat-stones and the like, we soon discover that all are non-Iroquoian. We also find that while such articles are found on the latter pre-colonial Algonquin sites, by far the greater number belong to a culture different in many respects from that commonly recognized as Algonkian, of the Delaware-Mahikan-Munsee type. It thus appears that

*This would place the entrance of the earliest Iroquois tribes into New York at about 1335.

more than one tribe and perhaps stock, used gorgets and banner-stones and similar articles; that the Iroquois did not is significant.

The mere description of "ceremonials" or problematical objects is of little avail unless we seek to correlate these things with others and examine the collected facts. Since we may be tolerably sure that some of the Algonkian tribes in New York at one time or another used the "problematical" objects and that the "mound-builder culture" in this same area also produced similar results, for the purpose of our discussion, we may divide the state into two sections by a line starting at the point where the northern boundary of the state touches the St. Lawrence and extending southwardly to the confluence of the Chemung with the north branch of the Susquehanna, below Waverly. Did not certain evidences of the mound-builder culture extend along the St. Lawrence we could more conveniently divide our area by a line running north and south through the watershed that forms the carry between Wood Creek and the Mohawk near Rome, Oneida County.

As pre-Iroquoian western New York contains mounds adjacent to which are sites yielding the problematical artifacts under discussion, we propose for the purposes of this study to call the region west of our dividing line, the "mound-builder area" and the region to the east the "Algonkian area".

In New York the mound-builder culture is not always coincident with the presence of mounds. Scattered relics of this culture in the form of monitor pipes, gorgets, banner-stones, stone tubes and even isolated burials and stone graves indicate the one-time cultural influence of the "mound-building" Indians.

For the purposes of accuracy it is our intent to treat the mounds made by the predecessors of the Iroquoian stock in New York, as one phase of an ethnic culture. We are thus enabled to treat other evidences of that culture without necessarily confining our descriptions and facts to an immediate association with mounds, though we take our datum from them.

It is difficult to mark the exact limitations of this culture because the implements and ornaments that it produced in some respects are similar to some of those made by both the Algonkian and Iroquoian peoples in New York, but an examination of the mounds of the state gives us certain facts upon which to base our observations.

New York mounds and the occupied sites contiguous to them, particularly those in Cattaraugus, Chautauqua and Livingston counties reveal that the people who built the mounds used (1) platform pipes, (2) grooved axes and celts, (3) gouges, (4) gorgets, (5) banner-stones, (6) boat-stones and bird-stones, (7) stone tubes of several varieties, (8) native copper implements and ornaments such as chisels, celts, spear and arrow-heads,

beads, ear ornaments, etc., (9) numerous flint drills or perforators, (10) shell beads, (11) pearl beads, (12) mica ornaments, (13) bone and antler implements, (14) notched and triangular arrow and spear heads, (15) that they cultivated corn and other vegetables and tobacco, (16) were a village-dwelling people, (17) made crude pottery, (18) used discoidal stones, (19) used cylindrical and bell pestles.

Mounds in New York seem to have been used as (a) burial places, (b) house sites, (c) for observation and perhaps monuments.

The evidences of the mound culture are more numerous in extreme western New York than east of the Genesee river. It would seem that it entered the state along the shores of Lake Erie and up from the Allegheny River. Chautauqua and Cattaraugus counties thus contain a larger number of mounds than do other portions of the state, though certain other sections have yielded relics in abundance.

The regions showing the greatest evidence of the mound culture are, (1) the south shore of Lake Erie from Westfield to the mouth of the Cattaraugus Creek, (2) the valley and terraces of the Cattaraugus to Gowanda, (3) the Allegheny Valley, (4) the valley of Chautauqua Lake and the Chadekoin River, (5) the Conewango Valley, (6) the Cassagada Valley, (7) the valley of Buffalo Creek, (8) the valley of Tonawanda Creek eastward to the overland trails to the Genesee, (9) eastward along the Allegheny Valley from Bradford northward along the tributaries, thence overland to the Genesee Valley, (10) the Genesee Valley from Portageville to the mouth of the river, (11) Irondequoit Creek, (12) Canandaigua Lake Valley, (13) the region of the Finger Lakes, to the Seneca River, (14) the valley of the Seneca River, (15) southward and about the southern shores of Oneida Lake, (16) scattering relics along the Oswego River, (17) Jefferson County along the shores of Ontario and the lower waters of the neighboring creeks, (18) the St. Lawrence Valley, (19) south of the Finger Lakes. Especially along the head streams of the Susquehanna and of the Delaware are scattering relics.

In our description of this western area we do not wish to imply that the pre-Iroquoian occupation is entirely of the mound-builder culture, for this is far from the case. Characteristic Algonkian sites are found in many places in western and central New York, as are other sites of indeterminate culture.

East of our division line is a region characterized in large areas by an Algonkian occupation, but even here are many sites yielding articles that are either distinctly Eskimoan, mound-builder, stone-grave or red-paint products.

The Algonkian area is characterized by (1) notched and triangular arrow points, (2) large flint knives and spears, (3) perforators and scrapers,

(4) grooved axes and celts, (5) gouges, (6) soapstone pottery, (7) bell and cylindrical pestles, (8) pitted mortars, cord-marked and impressed pottery of ovoid shape, (9) bird-stones, banner-stones, gorgets; (10) small village sites and camp sites; (11) bone implements, as barbed harpoons and awls; (12) crude pipes with fine line decorations, varying from nearly straight tubes to bent tubes showing the modeled "bend"; (13) and on the coast of various litoral products, as quartz implements, as choppers and points; deposits of marine shells emptied for food, etc.

Some of the bird-stones and banner-stones appear crude and worked from heavy granite or sandstone. More are made with a fair degree of skill. One is led to believe that the later Algonkians copied to a large extent the material culture of a more advanced division of the race that came from the South and West, but which after a certain time was either absorbed or unable to maintain itself in the eastern section. That the eastern Algonkians received a great cultural impetus from the intruding strangers cannot be doubted. We have some realization of this when we note the thinning out of the polished slate object in eastern New England, southern New York, Pennsylvania and the region north of the St. Lawrence Basin, including the Erie-Ontario slopes, in Canada. On the contrary, these articles appear in the greatest abundance west of our division line, westward into Ohio and down the Allegheny to the Ohio River and southward to Tennessee. The St. Lawrence Basin all along the Great Lakes also yields the problematical slates. To the westward the polished slate implement culture merges with the complex mound culture and to the east with the simple Algonkian.

The Algonkian areas in New York yielding polished slate implements are: (1) Clinton County, especially the sites along Lake Champlain; (2) Warren County, especially about Glens Falls; (3) Washington County, especially the Hoosick Valley; (4) the entire Hudson Valley; (5) the tide-water districts, including Manhattan, Staten and Long islands; (6) the Schoharie Valley; (7) the Susquehanna Valley; (8) the Delaware Valley; (9) the Chenango and Unadilla valleys; (10) the Chemung Valley; (11) the Mohawk Valley. West of our divisional line typical Algonkian sites are found (12) about Oneida Lake, (13) about the Finger Lakes, (14) the Genesee Valley, (15) Cattaraugus, Erie and Chautauqua counties; and (16) throughout the region west of the Genesee.

This enumeration of localities covers almost the entire state and it would have served a general purpose to say that "the entire state bears evidence of the Algonkian occupation", were it not our particular purpose to point out the special centres or lines of occupation, which it will be seen were mostly creek and river valleys and lake-shore slopes.

Many of the Algonkian sites are found near earlier sites of the mound-builder culture. Frequently, however, no trace of the Algonkian occupation is to be discovered near a mound-culture site. The two stages of occupation, thus stand apart and may be compared. Algonkian graves are far different from graves of the polished slate people, the latter yielding by far the finer implements both in type and variety. From my notes I am able to describe several graves which contained polished slate implements or which may be regarded as of the mound-culture period.

1. Mound grave on the banks of the Cattaraugus Creek, Chautauqua County, near Little Indian Creek. Examined 1908-1913 by A. C. Parker and E. R. Burmaster. Grave opened in 1914 by E. R. Burmaster who found a skeleton disturbed by a woodchuck burrow. A male skull was found in good condition. The implements were four notched spears or knives, one horned banner-stone and a copper chisel. The mound is 10 m. in diameter composed of sand and clay intermixed. It stands on the edge of the alluvial bluff and is directly south and opposite another mound across the valley on the crossroad from the horse-shoe bend of the Irving road to the Mile Strip road. The fields near both mounds yield notched flint points.

At the mouth of the creek on the north side is a large site covering fifty to one hundred acres or more. Several early occupations are apparent. On this village site many gorgets, several banner-stones, a bird-stone and other polished implements as celts and gouges have been found. The arrow-points are mostly of chert and have notched shoulders. Large spears have been found. Some chipped flints are plainly of Flint Ridge, Ohio, material. Mr. Burmaster in 1912 found fragments of a large pottery jar. The pottery was thick and decorated by corded impressions.

On the slopes of the Newton farm across the valley is another large site upon which have been found polished slates and several bird-stones. This is east and south of the village of Irving.

2. Isolated burial in an elevation (mound?) near Oswego, containing a thick pendant gorget and a highly polished gouge. Both specimens are in the New York State Museum.

3. Burial in a low mound near Watertown containing a bird-stone and banner-stone.

4. Two stone box graves in low mounds on the John F. White estate, Mt. Morris. These graves contained two highly polished and finely formed monitor pipes, many perforated pearls, two copper chisels, a copper double-cymbal ear ornament held by

a hollow copper rivet, two gorgets, two celts and several finely chipped, notched spears or knives. There are three burial mounds on the White estate on Squakie Hill, two of which have been excavated, with the results above described. In the fields about the mounds have been found numerous flints, many celts and several grooved axes, cylindrical and bell pestles, notched choppers; one banner-stone is recorded and numerous other remains, as broken implements, hammer-stones, anvils and notched sinkers.

5. Several graves have been found in a gravel bank near Vine Valley on Canandaigua Lake. None of the graves were opened by experts and hence there was no opportunity for close observation. The specimens found in the graves, however, are of exceptional interest. From one grave was taken a large tablet gorget (See Fig. 167), a copper chisel blade, a segment of a mastodon ivory dagger, an antler awl, a pendant gorget of bone, a bar amulet, a broken bar amulet and two stone tubes. From another grave was taken a stone tube, two long strings of shell beads and a chipped knife, 25½ cm. long. Fragments of a large cord-marked pottery jar were found similar to the Irving pottery found by Mr. Burmaster.

At the head of the lake near Naples is an Algonkian village site, or series of sites, covering more than two hundred acres. Numerous crude articles as mullers, hammer-stones and anvils or metates have been found there by Mr. D. Dana Luther, who also procured from the finders the Vine Valley specimens.

6. A mound burial near Tonawanda Creek excavated by Jacob Doctor contained a boat-stone, a bird-stone, a bar-amulet and two gorgets. The mound is about 8 m. in diameter and situated on a gentle slope on the Tonawanda reservation, near Indian Falls, Genesee County. The neighboring fields yield numerous flints.

7. An isolated burial near Athens, Green County, contained a pendant gorget, more than one hundred native copper beads, globular shell beads and pendant columella.

Most of the objects described are in the New York State Museum collections, though Mr. John F. White has most of the Mt. Morris material. Unfortunately the finding of the graves of the "polished slate" people is usually done by men who do not stop to observe the relation of the specimen to the skeleton. At other times the skeleton is far too greatly decayed to permit any knowledge of the relative position of the object.

We are able to state, however, that some of these burials would be considered ordinary in Ohio and even in Tennessee. The culture is plainly derived from the Ohio region and southward. Numerous sites along the

central Finger Lakes and along the Seneca River have yielded an abundance of polished slates. The region about Oneida Lake is especially rich. One site near Brewerton has yielded more than twenty copper objects, many gorgets and several banner-stones. Mr. Otis Bigelow, who had a collection embracing more than ten thousand articles, had numerous polished slates from this vicinity.

If we were to trace the route taken by the polished-slate people we should follow both the lake shore of Erie and the valley of the Allegheny. Perhaps the north shore of Lake Erie was also a route, for we find an abundance of polished slates in the sites upon which the Huron and Neutral Iroquois intruded. The Niagara was a meeting-place for the two geographically divided bands. The southmost division, we should say, dwelt about Chautauqua Lake and the valley of the Allegheny, with its tributaries. We thus find true mounds in Chautauqua, Cattaraugus and Erie counties. The southern bands along the Allegheny and the Cattaraugus perhaps found a portage or a short overland trail to the upper waters of the Genesee, and the more northerly along the Tonawanda Creek to the lower Genesee. The Genesee Valley throughout most of its length is rich in polished slate artifacts of this culture and the routes we have suggested contain many sites where such objects have been found. If we were to continue our speculation based upon our lengthy observation of this region we might say that the traces of the polished slate culture in New York indicate an outlying colony of the main body of the people who lived in Ohio and southward.

As to the type of dwellings occupied, we can only conjecture, though in several instances we have the basis for some deduction. Near several mound-sites in Chautauqua and Cattaraugus counties, as near Finley Lake, Chautauqua Lake, the valleys of Clear Creek, of the Connewango and the Allegheny are series of pit-like depressions with earthen rings about their rims. Upon examination of these depressions, many of which are 3 to 4 m. in diameter, they appear to be sunken portions of earth lodges. They are too large for caches and when excavated contain no refuse. Small cribs made of logs or bearing evidence of log construction have been found in mounds along the Allegheny, where sunken topped mounds have been observed. One mound on a hilltop near Napoli, Cattaraugus County, had within it a stoned-up vault. Some of the flat stones yet remain, but the mound has been nearly destroyed. Several gorgets, spears and celts were found within the vault by Dr. Frederick Larkin early in the '70's of the last century. Dr. Larkin described the mound to me in 1905. He found human remains in the vault.

We cite these suggestions of construction to indicate the capacity of the polished-slate people to erect structures. Without doubt they had

dwellings of more or less permanent character of poles, bark and pelts, but these have disappeared; leaving but scanty traces, if any, for the archaeologist. The immense long-houses of the Iroquois have long ago rotted back to earth and it is with difficulty that even the systematic excavator discovers the larger postholes, all of which indicates how completely all evidence of even large structures may be lost.

European articles have not been found in undisturbed sites or mounds of the polished-slate people in the New York region. Articles of Iroquoian and European origin have been found in low burial-mounds of Iroquoian erection, but the two classes of mounds must be carefully distinguished. Our survey would lead us to believe that the polished-slate people disappeared about the time, if not coincident with, the coming of the Iroquois tribes into their present occupational area. They were the chief inhabitants of western New York and the Allegheny Valley in Pennsylvania, pushing eastward to the Mohawk where they were held in check by the Algonkian tribes. No doubt there was considerable bartering and that the eastern Algonkians benefited culturally from their contact.

In our consideration of the polished-slate people we must pause to ask whether there were not two divisions, perhaps each of different stock origin, instead of only one. A study of the Ohio region reveals a conflict of two strong tribal bands. The invading band seems to have overcome the older residents and occupied their territory and even possessed their former village and fort sites, in some instances. Now where did the defeated people retreat: southward down the Scioto and Ohio or eastward and northward up the Ohio and along the shores of Lake Erie? Were the earlier people who developed so striking a material culture a portion of the Dakota stock, and were the invaders offshoots of the Huron-Iroquoian stock? Are the remains in New York evidence of the first stock or the second, or are both represented? What became of the polished-slate people? These are questions that not only confront the eastern archaeologist, but the student of the entire mound area.

Our present knowledge would lead us to conjecture that the Iroquoian hordes pushing up the Ohio came into conflict with the polished-slate people of the mound area and finally overcame them. Certainly we believe that the makers of the banner-stone and gorget in New York were dispossessed by the Huron-Iroquois and either absorbed or driven to some other region. We then pause to inquire if the Catawba, Tutelo and Saopni do not represent the survivors of the vanquished people. We also pause to compare certain artifacts of the early Cherokee with mound objects,—as the platform pipe. The earlier Iroquois sites frequently yield, especially in the graves, objects similar to those found in the mounds,—but not gorgets, bird-stones or related forms. To be explicit, the points of similarity

between certain Iroquois forms and mound area forms, as between those of Ripley, New York, and Madisonville, Ohio, are certain pipes and certain pottery vessels. A prehistoric Iroquois site at Richmond Mills, New York, known as "The old Indian Fort", has yielded matapodal scrapers, similar in every way to those found in Ohio mound sites. From these facts and from an examination of the entire field of the earlier Iroquois occupation in New York and Ontario, we are led to believe that the Huron-Iroquois were the immediate successors of the polished-slate people in this area. Our belief is confirmed by the abundance of polished slates in Ontario in close proximity to the later Huron-Neutral sites. This fact has confused some Canadian archaeologists, and perhaps others, and lead to the statement that the polished slates are Huron or Neutral artifacts, but the graves of the two peoples tell different stories.

The Iroquois, after their conquest of the polished-slate people, unlike the Algonkins to the east, did not copy their artifacts. Indeed, they seem to have *deliberately avoided* the use of the distinguishing badges of their vanquished foes. Just as the conquerors of the first mound people of Ohio beat up the mica ornaments and hammered into shapeless masses the copper tools and gorgets of their hated victims, so did the Iroquois taboo or avoid with deliberateness, the banner-stone and the gorget and similar articles of polished slate. The student of barbarian psychology finds nothing strange in this and every ethnologist knows how the emblems of the enemy are despised and tabooed. And do not even civilized peoples in conflict, renounce academic degrees and decorations given by their present enemies when amity did exist?

Thus we may account for the difference between the pottery, decorative art, implements and earthworks of the Iroquois and their predecessors. This difference likewise makes it possible for us to define the polished-slate area and fix the limits of the Iroquois.

One final observation remains to be made about the polished-slate people as a people. We are induced to believe that the period during which polished slates were manufactured and generally used was a longer one than generally supposed. It appears as characteristic of a certain cultural development and then totally disappears. An important final question must then be asked. What are the prototypes of these forms and are there any survivals? The question of their use remains for another chapter.

CHAPTER XVII. PROBLEMATICAL POLISHED SLATE IMPLEMENTS AND ALLIED FORMS FROM NEW YORK

By ARTHUR C. PARKER

In New York State, as is intimated in the preceding description, have been found numerous examples of the so-called problematical forms. Not a few uniquely made articles of this class have found their way into collections, but in general the varieties conform to the lines found in Ohio specimens. The principal problematical forms are banner-stones, bird-stones, bar amulets, gorgets and pendants, and we propose to describe these implements from this area in this order.

Fortunately, collectors have given special attention to artifacts of this class and collections are fairly rich in them. To the eye of the modern man these smooth objects of polished slate are conspicuous examples of aboriginal handicraft and by collectors are prized perhaps as much as by the man who made and used them,—an observation indeed that might apply to any Indian relic. Several large collections in New York contain polished "problematicals", among them those of Otis M. Bigelow, of Baldwinsville; Alvin H. Dewey, of Rochester, President of Lewis H. Morgan Chapter of the New York State Archaeological Association; Willard E. Yager, of Oneonta; J. L. Ogden, Penn Yan; C. A. North, of Middlefield, and of Albert Waterbury of Brewerton. Museums in New York State are well represented in polished slates from the state, and some institutions possess abundant collections from other localities. Museums where these collections may be studied with particular reference to New York specimens, are: The New York State Museum, Albany; the American Museum of Natural History, New York City; the Museum of the American Indian (Heye foundation), New York City; the Staten Island Society of Natural Sciences, Fort George, Staten Island; the Buffalo Society of Natural Sciences, Buffalo; the Rochester Municipal Museums, Rochester; the Peabody Museum, at Harvard, Cambridge, Mass.; Montgomery County Historical Society, Aiken; Ontario County Historical Society, Canandaigua; Buffalo Historical Society; Rochester Historical Society; Litchworth Park Museum, Portage.

BANNER-STONES

The material out of which these objects are made, in the majority of cases, is of olivaceous striped slate, such as outcrops along the shores of Lake Huron. Occasional specimens, however, are found of local steatite,

talc, pagodite, slate and marble. A number of large, incomplete banner-stones are of granite, sandstone and compact schist. It would appear that the popular material out of which these articles were fashioned was brought into the New York region from western sources. The banner-stone itself, in its complete form, seems to have been more of an importation than an article manufactured directly in this locality, but a fairly numerous series indicates that some were made in this region.

The forms of the banner-stone are numerous, but an examination of a large series soon impresses one with the idea that each individual specimen was made with a definite prototype in mind, the lines of which were either followed or changed as the maker desired (See Fig. 151). The principal forms in the New York region are: first, the pick; second, the double-bladed axe; third, the semi-lunar, slightly upturned; fourth, the butterfly; fifth, the plumate or flanged socket; sixth, the single arm; seventh, the ball. From these various pattern forms many individual varieties have been evolved. In the pick type we include the varieties resembling upturned horns, both pointed and knobbed. The semi-lunate somewhat resembles the wings of a flying bird outstretched. With the addition of a head and tail of a bird the idea of the wings would be emphasized. These forms vary from specimens having only slightly upturned ends to those with a flattened plane at the top, or those ground off nearly straight or edged like the bit of a modern axe. The butterfly type is so named because it resembles the wings and body of a butterfly. In general, banner-stones of this variety have thinner wings and are more delicately polished. Very often the socket is short, owing to the grinding down of the core. The flattened socket may be either long or short, but in general its form looks like a segment from a stem of a platform pipe. The double-bladed axe type is so called because the top and bottom are flattened, the edges sharp and the specimen appearing as if plane surfaces had been banded around a cylindrical core, the curved planes meeting and forming the edges. This variety may either resemble a double-bladed axe perforated in the centre or a reel-shaped object with some variants taking the form of canoes placed bottom to bottom. The ball banner-stone is spherical but usually has a groove on one surface.

The "one-arm" variety generally has a body similar to the double-bladed axe variety, with the exception that from one edge an arm arises vertically from 25 mm. to 8 cm. or more. The inner surface of the arm is generally carried to the edge of the perforation. In this variety the perforation is almost without exception elliptical rather than round, and the inner surface of the arm is often ground down so that a concave surface is presented. In a large number of cases in this type the arm is missing but the body retains the characteristics described. In the first type, that of




FIG. 151 (S. 1-2.) Types of winged stones. New York State Museum collection, Albany.

the rounded double-pointed pick, a number of interesting features may be observed. The perfect pick type is perforated so that no indication of the socket is shown on the outer surface, with the exception of the necessary flare due to the curving of the stone. There is no indication on the ideal form that either side of the perforation was used as bottom or top, but in many instances one end of the perforation is larger than the other (See Fig. 151, No. 1). When this variety approaches the somewhat thinner form it has a flattened top. Specimens in the New York State Museum have this flattened top grooved, making two divided sides of the stone, as if the maker had the idea that two objects were placed together, the two forming a symmetrical object (See Fig. 151, No. 2). There seems to be other indications in the marking of banner-stones that impress one with the idea that the prototype of the banner-stone consisted of an object or of objects that were placed with the inner surfaces about a cylindrical core or arranged as two univalves might be, perforated at the beak and central part of the lips.

When the pick type approaches the appearance of a pair of horns curving upward, other variations are observed. These horns may be knobbed slightly or the banner-stone when viewed laterally may resemble the lines of a canoe. With the further upturning of the horns the position of the perforation, that is to say the median line along which the horns extend, is indicated upon the surface of the artifact by a bulbous extension of the surface of the stone outlining the centrum. On one side of this bulbous indication, in nearly all of the specimens which we have examined, is a ridge about 3 mm. in width, running along the surface from the upper edge to the lower edge (See Fig. 152, Nos. 4, 5, 6). This ridge in nearly every case is notched. The reverse side of specimens having this characteristic is neither so bulbous nor is it ridged or notched. Some of the larger specimens of this type have the points of the horns slightly knobbed. Not all these horns, by any means, are circular in cross sections, the tips generally being flattened and the outline showing two or three planes of beveling. The plainer side of the artifact is the side away from that having the protruding centrum with the notched ridge. This pick or horn type runs through many variations and finally merges into other types with thicker, thinner or flaring wings.

Examples of many varieties of the pick-shaped banner-stone are found in the collections of the various museums in New York and in private collections. An excellent series is contained in the collection of Otis M. Bigelow and comes from the vicinity of Oneida Lake and the Seneca River. One specimen (Bx-31687) is a small, pick-shaped banner-stone having the pointed ends slightly dulled (See Fig. 152). It is of Huronian slate and has a weathered surface. It is 9 cm. in length and about 20 mm. in thickness



FIG. 152. (S. 2-3.) Types of pick-shaped and lunate forms, New York State Museum collection, Albany.

both through the centrum and diametrically. The drilling is smooth and shows but slight evidences of the stria of the perforator. Evidently the hole has been smoothed out after perforation (See Fig. 151, No. 1).

When the specimens depart from this simple form and take one flattened edge they show a number of interesting variations. Specimen 31666 of the Bigelow collection viewed from the side looks very much like a canoe (See Fig. 152, No. 1). The under side of each prow is sharpened and the stone stands upon its shorter base as a canoe would. The prows are not upturned, and, if anything, turn down slightly. The upper surface of this specimen is grooved from end to end and almost directly in a median line from point to point, the line passing through the centre of the cylindrical perforation. This specimen is a valuable one not only for its form but for the several points which may be gained from an inspection of it. Turning it over upon its deck it is found that it does not set level. The sharpened bottom of each prow does not proceed in a straight line through the centre of the object but veers on one side from the centre to an imaginary point on the outer surface of the stone directly to one side of the perforation. On the opposite prow the line takes an opposite direction. This specimen is of Huronian banded slate and is 12 cm. in length. The drilling has been smoothed by subsequent polishing. Another specimen from the collection of R. D. Loveland, Watertown, New York (L-20612), was found at Ellisburg. This specimen has a flattened plane at the top but in general is canoe-shaped in lateral outline (Fig. 152, No. 2). It has, however, a slightly flattened knob at one prow; the other point is broken and battered smooth. The specimen in its present form is nearly 13 cm. in length. A smaller specimen similar to the one previously described is Bx-31678, found on the shores of Oneida Lake in the town of Cicero (Fig. 152, No. 3). It has a groove at the top and in the main represents the canoe-shaped banner-stone No. 31666; its length, however, is little more than two-thirds that of the former, it being 7 cm. in length. The beginning of the horn type is shown in a specimen (Bx-31684) of the Bigelow collection (Fig. 152, No. 6). This has heavy horns projecting from the wide centrum and is made out of an especially compact variety of finely striped slate. It was found at Montezuma, Cayuga County, where many implements of this sort have been picked up. In length it is 8 cm. and in width 3 cm.; the central perforation being 18 mm., equal in this respect to some of the larger specimens. The front of this specimen has a projecting ridge which is scratched at right angles with twelve finely incised lines. The points of the horns are rounded and not as sharp as in some other specimens.

There are several smaller specimens similar to this but with horns more flattened. An irregular specimen in the Bigelow collection (31683) is from the shores of Skaneateles Lake (Fig. 152, No. 5). Its polishing has not

yet proceeded to a point where the picking has been entirely removed. A better specimen in which the horns are quite pronounced as such, is found in the collection of Alvin H. Dewey of Rochester (D-3356), and is reported from Watertown, New York. Upon the upturned surface of the horns is an incision running from the point to the centrum, making a dividing line bounding the two halves of this artifact. This specimen is of weathered dark-green slate and in length from tip to tip is slightly over 11 cm. A similar horned specimen, but slightly longer, was found at Tyre on Seneca Lake (Bx-31682). The upturned surface of the horns still shows the scratching of the polishing sand, but the outer surface has been bleached and weathered (Fig. 152, No. 4). In the Dewey specimen previously mentioned the projecting ridge is not notched but in this specimen crude incisions are noticeable; several have been obliterated, but ten are plainly visible.

The horn type approaches its perfection in a specimen found in the town of Pompey, Onondaga County; it is 18 cm. from tip to tip and has upon each tip the characteristic flattened knob (Fig. 151, No. 3). The front side does not appear to be finished and the picking and chipping still appears. What is of considerable interest is the ridged surface from the central portion of the perforation. The bottom portion of this ornamentation shows that a rather complex pattern or decoration had been made and later removed. The upper portion of the specimen and the inner side of the horns also show scratching of the polishing and abrading material. The stone is of fine banded slate.

Another type of the horn banner-stone found commonly throughout the Ohio region and more rarely in New York is the horn banner-stone having large knobs tipping each point, the circumference of the knob projecting like a disc fastened to the tip of the horn. Specimens of this variety usually have no ridge projecting on the outer surface but are continued in outline like two buffalo horns carefully and smoothly cemented together, then drilled vertically from the upper point of contact. A few specimens of this variety have been found in the Genesee region and in Chautauqua County. A more elaborate variety is the double-horned type, having flattened horns curving upward and smaller supplementary horns curving beneath. A broken specimen of this type is shown in Fig. 151, No. 5, and comes from Lysander, Onondaga County (Bx-31671).

The second type of banner-stone from which several varieties radiate is the so-called semi-lunate (See Fig. 153). This variety has wings shaped like ears or canoe prows projecting from the centrum. In some specimens the wings are almost discoidal. In many specimens in this group, it will be observed, one side of the centrum through which the perforations run, is flattened, while on the reverse side it is rounded. Banner-stones of this class are more numerous than any other variety found in the state and



FIG 153. (S. 2-3.) Certain forms of the lunate banner-stone in New York State Museum collection, Albany.

vary from beautifully polished specimens with tally marks to crude and unfinished specimens lacking perforations. In some specimens the wings do not project uniformly in a straight line from the centrum, but either bend to one side or appear as if twisted in opposite directions. Some specimens are deeply indented at the smaller side and some are perfectly plain or show an unbroken curvature. Some specimens, however, have the centrum projecting like a nipple, carrying the socket for 7 mm. or more beyond the base. A description of several notable specimens in New York collections will serve to fix the characteristics of this type.

An interesting specimen comes from the D. F. Thompson collection, Troy, and was found at Half Moon on the Mohawk River (See Fig. 153, No. 4). It is composed of greenish serpentine and its thin, flattened wings project from tip to tip a little over 11 cm. On one side the centrum projects as if bulged out to give added strength to the socket. The edges of the wings are fairly sharp and still show the stria of the drill. This specimen is almost a true crescent in outline. Another specimen (Y-29632) comes from Orange County. It is of compact black slate but the drilling has not been completed. The centrum appears pouch or bowl-like and is equal on both sides. Fig. 153, No. 1, shows this specimen. Another specimen of this type is from the Bigelow collection (Bx-31695) and comes from Camillus, Onondaga County. It is of light-green slate containing some more compact mineral. This specimen has wings projecting from the core at an obtuse angle instead of directly straight as in the normal type. The hole is considerably larger than the majority and at the widest portion it is 20 mm. in diameter; at the bottom part it is 17 mm. (See Fig. 153, No. 2.) A much more showy specimen is (Bx-31693) and comes from Dunkirk near the shores of Lake Erie in Chautauqua County. (See Fig. 153, No. 3.) An interesting feature of this specimen is that it is notched all around one side and partly on the reverse as if tally marks had been made. The material is mottled red and orange soapstone containing a harder mineral. This specimen is nearly 10 cm. in length from tip to tip. A typical banner-stone of this variety (Bx-31679) is of compact limestone and is weathered to a depth of $\frac{1}{2}$ mm. This gives it a light-gray surface. A recent chip near the tip of one wing gives a view of the material (See Fig. 151, No. 9). Specimens of this class seem to be found on the older sites and a number of specimens have been reported as being found at a considerable depth in the ground. The type is similar to that found in the Delaware Valley by Dr. E. W. Hawks and Mr. Ralph Linton in the glacial sands on Rancocas Creek.

Another class of banner-stones may be likened to flattened tubes squeezed out thin at the sides, but with the hole cylindrical in form. In general outline an ideal form resembles somewhat a short paddle, wide



FIG. 154. (S. 1-2.) Broken banner-stones, showing fracture lines. The two lower specimens are in the process of completion, the holes not being drilled. New York State Museum collection, Albany.

at one extremity and tapering at the other. Some have described this type as heart-shaped with the apex cut off and the top flattened instead of indented. In this class the socket shows an outward expansion to give strength, since the hole in diameter usually is greater than the width of the wings diametrically (See Fig. 151, No. 6).

A few banner-stones of this type have been found along the Genesee River, but by far the greater number within our observation come from eastern New York, especially the Hudson River region and the territory adjacent to the Delaware drainage.

Specimen T-29797 comes from the collection of Prof. D. F. Thompson and was found at Catskill, New York, where many implements of the polished-slate people have been collected. This specimen shows a well-defined bulge at the centrum. It is nearly 10 cm. in length and 9 cm. in width at its widest expanse. The specimen is made of steatite and shows a fairly good surface polish, but the surface about the top and bottom still shows the rough picking (See Fig. 155, No. 1). This specimen is a typical form from the Hudson Valley.

A smaller but similar form (T-29811), though with less difference in taper, is reported from this same locality (Fig. 155, No. 3). The interesting feature about this stone is the break at either entrance to the hole, as if the shaft had been placed within it, had been pried against one side of the stone and caused, by the pressure, chips to fly off. Indeed, many banner-stones of this class show similar breaks, as may be observed from illustrations, not to mention the actual handling of the specimens.

A rather crude banner-stone with a shorter body comes from the Gebhard collection and was found near Schoharie, New York (See Fig. 155, No. 2). Its length along the centrum is a little over 6 cm. and the width is 8 cm. It is scratched and picked in such a manner that it appears to be in the process of re-working. This specimen also shows breakage caused by lateral pressure of the shaft and it is to be wondered if the indentations of the butterfly class have not been made to overcome the cause of these chipped breaks. The specimen described is of dark-gray steatite and apparently has had rough usage (See Fig. 155, No. 2).

The fourth specimen of this class comes from Oneida Lake. The wings are irregular and one of them is almost straight-edged. The illustration (Fig. 155, No. 4) better describes the specimen than can be done in words. Unlike the other specimens described, this is of gritty slate or claystone. Its width is about 10 cm. The hole is neatly and accurately drilled and appears to have been polished by rubbing a shaft up and down through it.

The reel banner-stone in outline may resemble a double-bladed axe with outcurving bits or the edges may be convexed or incurved, presenting the appearance of a reel (See Fig. 151, No. 8). Our observation would be



FIG. 155. (S. 3-5.) Bipennate stones with short wings. New York State Museum collection, Albany.

that it is an attempt to portray two banner-stones united at opposite extremities. Indeed, the manner in which these specimens are curved would seem to indicate this conception. None of these specimens in the New York State Museum collection show an expanded centrum, but the surface is uniformly smooth and incurved. The specimen cited (Fig. 151, No. 8) comes from the collection of Otis M. Bigelow (Bx-31673), and was found at Elbridge, Onondaga County.

Another specimen of considerable interest is that belonging to the butterfly class, but having as its general outline an irregular circle. The centrum is expanded and there are indentations shortening the length of the hole, perhaps for the reasons we have recently suggested (See Fig. 151, No. 10). The greatest width of this specimen is a little over 11 cm., and the length is slightly more than 10 cm., while the centrum is not quite 6 cm. The drilling is exceptionally neat and polished in such a manner that there is no sign of the irregularities of the drill. The cutting, however, at the top and bottom of the centrum still shows the haggling of the flint saw, but the general surface of this specimen is smooth, but the polishing has not proceeded to such an extent that the lines of abrasion have been entirely removed. This specimen is from the Bigelow collection (Bx-32013) and comes from Port Ontario, Oswego County. Many broken specimens of this character have been found in the Genesee Valley and along the Seneca River. Some of them are of serpentine and show beautifully grained and polished wings. The specimen we have described is of banded Huron slate.

The most striking banner-stone form is the so-called butterfly type, which while not generally scarce are much rarer in New York than generally supposed. One specimen from the Genesee Valley is shown in Fig. 170. It is of hard banded slate and the centrum is sharply ridged instead of rounded. The narrow extremities of the wings have been broken. This specimen is one of the larger banner-stones and its width from tip to tip is 18 cm., with the apex of the angular ridge placed exactly 9 cm. from each tip. The entire curvature of the edges shows careful planning and the eye of an artisan.

A similar banner-stone of the double-edged axe type is of black slate and comes from the Dewey collection (D-3323). The hole is not exactly centred, measured from edge to edge, but the specimen is a good one and has a fairly good polish for the material out of which it is made. The centrum is flattened and the expansion is not outlined.

Very few New York banner-stones show engravings of any sort that could be construed as decorations other than slight notchings on the edges, to be observed in some specimens. Fig. 169, however, shows a good specimen of a New York banner-stone with the addition of decorative lines. It is



FIG. 156. (S. 7-8.) Unique bird-stone from Lysander, New York. Side and top view. New York State Museum collection, Albany.



FIG. 157. (S. 7-8.) Two unusual bird-stones. New York State Museum collection, Albany.

smoothly polished but not of any great regularity of outline. The hole is so placed that it does not follow the median line of the object.

Another interesting form of banner-stone is that shown in No. 4, on Fig. 151. The stone does not show the expanding centrum and the hole is elliptical in outline instead of round. The specimen has a chipped break as illustrated in Fig. 154, No. 3. Banner-stones of this sort frequently have an arm extending upward from one base. The length of this arm may be anywhere from 20 mm. to 5 cm. Another interesting feature is that both top and base are incurved as if a cylindrical polisher had been rubbed along the edge. No specimen in this class is very large. The specimen in Fig. 151, No. 4, is about 6 cm. wide.

BREAKS. Broken banner-stones are a frequent occurrence on village sites of pre-Iroquoian occupation; in fact, the larger number of these implements are found in a fragmentary condition. The breakage in many instances seems to have been caused through their being struck a heavy lateral blow, but a larger proportion show fractures that have been caused by the internal pressure of a shaft. The appearance is that the shaft had been driven into the socket with such force that the pressure forced apart the implement. Fig. 154, Nos. 1, 2, 3, shows broken wings of banner-stones. No. 1, has been entirely split by internal pressure, but No. 2 has an abrupt fracture and the break may be due to an external knock. In some of our experiments with the banner-stone we placed the stone on the small end of a javelin or spear shaft, using the banner-stone as the guide that steadied the spear in its flight, just as the feathers of an arrow give poise to the arrow shaft. When the shaft struck a stone or a tree with great force an imperfectly fastened banner-stone would sometimes be driven with great suddenness further onto the shaft and the stone would be split in the same manner revealed by many broken specimens under our observation. In mentioning the subject of our experiments it might be well to say that while we do not claim that the banner-stone was used as an auxiliary to the spear shaft, nevertheless our experiments definitely prove that a spear can be thrown at least twenty-five per cent farther when assisted by a winged weight placed on the tail end of the spear shaft. These experiments carried on in 1899, were reported to Prof. F. W. Putnam of Peabody Museum at Harvard, with whom the manuscript reports describing the experiments were filed. Whether the banner-stone was used upon a spear shaft or not, many broken specimens clearly show that they were fractured by being forcibly driven upon their spindles.

Not all banner-stones are perforated by a drilled hole, but specimens are occasionally found in New York that are notched at top and bottom, or have a groove running along the surface on the line between the wings.

The impression is given that they were placed between the parts of a split stick instead of upon a spindle.

Frequently the broken wings of banner-stones have been worked down so as to smooth the breaks, especially along the centrum perforations and at the tip of the wing, so that the implement was used as a pendant. Where the wing was fractured and the centrum not injured appreciably, holes were sometimes drilled on either side of the break in order that the separate parts might be laced together.

PURPOSES OF THE BANNER-STONE. Banner-stones are evidently not complete objects but the remaining portions of more complex implements. This is plain from an examination of the perforated centrum. This indicates a socket for a stem or shaft. The tapering hole points out in some cases a tapering shaft or spindle. Place a spindle-shaft the size of an arrow shaft in the banner-stone socket so that the shaft projects 8 cm. or more, twirl the shaft and it spins like a stem-heavy top.

What does this suggest? Spin the shaft upon a board and note how quickly it indents it. The efficiency of a banner-stone of almost any form as a spindle-whorl will be quickly noted. Used with a bow spinner or a twist pump attachment, the banner-stone by its resistance to the air is far more efficient as a weight and counter-weight than a heavier and more solid body.

Our experiments in this direction made it possible for us to quickly perforate slate objects with flint stem-drills or tubular cane-drills, with a sand and water mixture. We were also able in two experiments to produce fire by drill friction. Our inquiries here, with these suggestions, open up a new field of inquiry and speculation. The banner-stone resembles in many ways the top socket of a fire or drill spindle, such as used by the Esquimaux. Once this socket was perforated and slipped down over the shaft, its use as a counter-weight would be apparent. There are specimens in which lightning symbols are shown leaping from the core to the wings. Do these wings represent a "thunder-bird's"?

Perhaps the modern Sioux pick-headed warclub with a semi-perforated socket is a survival of the banner-stone. Certainly the long string streamers look suspiciously like the cords of the spinning bow and the red hair at the top suggests the spouting of the fire. If horns were used as weights and laced in front, we may have here the prototype of the horned banner-stone. Certainly "horns" were always highly regarded. The banner-stone found by Professor Putnam among the Sioux was mounted as a survival of a fire spindle might be.

Who knows but that the banner-stone was used by some ancient fire cult that passed its device down to the beginnings of the modern period?

The stone itself as a counter-weight may have been supplemented by decorative additions. A buffalo or other head of wood may have been placed below the horned banner-stone and the winged forms been further elaborated by the head and feathered tail of a thunder-bird effigy.



FIG. 157A. (S. 1-8). Group of fourteen bird-stones, from Indiana and Ohio. L. W. Hills, Fort Wayne, Indiana. Note the one to the right with the elongated bill.

CHAPTER XVIII. BIRD-STONES, BAR-SHAPED STONES AND GORGETS FROM NEW YORK

Among the most perplexing of polished stone artifacts are the so-called bird-stones. Of all polished implements these approach more nearly zoomorphic forms and yet remain so highly conventionalized that it is almost impossible to say whether the prototype is bird or beast. A beak-like face, however, gives the designation "bird-stone".

Bird-stones are those articles of the polished-slate culture having a conventionalized head and fan-shaped tail at the extremities of a ridged bar-like body, and perforations at angles at either lower base from end to bottom. These artifacts vary, in New York, from straight ridge-backed bars to those having "tails" at either end, or head and neck only without body. The typical bird-stone, however, has an arch-shaped cross section in the body and a slightly raised head projecting from a short neck. The appearance is that of a swimming duck or gull with an expanded tail. Not all bird-stones are of slate, though the greater number are, the variety being striped Huronian. A few are of heavy sandstone, granite or limestone. Some bird-stones are large and cumbersome and appear never to have been completed.

The simple bars with slightly flared ends are comparatively rare in New York, though the State Museum has more than a dozen specimens. The plain-faced bird-stone is the most common form and the knobbed-eye or eared bird-stone not uncommon.

Bird-stones were picked roughly to shape and then scraped and rubbed until the approximate form was reached, when the surface was rubbed with wet sand until the polish appeared. The perforations were probably made before the polishing was completed. This was done by drilling at a slant from opposite directions so that the holes met. These holes evidently were designed for the passage of thongs to hold the bird-stone to some base or to another surface. Ridges or transverse projections appear on many bird-stones, specially made to hold the perforation. If the stone were inserted in a piece of wood or bark these ridges gave further security. In specimens having a flat base the hole goes diametrically through as in the bird-head stone shown in Fig. 157. A description of some of the typical New York forms will give a general idea of the characteristics of the bird-stones of this region.

A specimen of bird-stone with a long, projecting beak is found in the D. F. Thompson collection and comes from Hague, New York. The distance from the beak to the neck is about 5 cm., the body itself being about 8 cm. This specimen is narrower than most bird-stones and the



FIG. 158. (S. 2-3.) Forms of New York bird-stones. New York State Museum, Albany.

back is less angular at the ridge. The tail, however, is typical, though a little narrow. A smaller bird-stone of green striped Huronian slate is shown in Fig. 158, No. 2. The peculiar feature of this bird-stone aside from its short length is the notching which is carried out all around the stone on the angular edges. This specimen is from the Bigelow collection (Bx-31775), and was found at Van Buren, Onondaga County. Its total dimension from the beak to the tip of the tail is 8 cm. A larger bird-stone typical in form is shown in No. 3 of this plate. This artifact has a somewhat longer neck than is usual, but otherwise has no remarkable feature, though it is an exceedingly fine specimen. It is in the Bigelow collection (Bx-31779), and was found at Van Buren, Onondaga County. Its total length from the beak to the tip of the tail is 13 cm.

One of the most remarkable bird-stones that has come to our observation is from Plattsburg, where many unique specimens have been picked up. This specimen is of syenitic porphyry and the surface does not show any degree of polish although the specimen is fairly smooth. The stone gives the appearance of a black background in which there are light blotches. The drilling is neat and the bars made by the holes are small. The total length of this specimen is 10½ cm. (See Fig. 158, No. 4.)

A bird-stone with bulging eyes or ears is shown in No. 5 on Fig. 158. This is from the Moseley collection and was found at Richmond Mills. The material is light limestone. This specimen does not appear to be finished, especially on the under side. The rear perforation was imperfectly done and not carried to the proper depth. The slender segment of stone between the holes is broken. At the front there is no perforation. The neck, throat and base of this specimen show transverse scratchings, as if it had been rubbed against the edges of a flint. The tail of this specimen is a little unusual, being knobbed instead of expanded.

Fig. 158, No. 6, is a very remarkable object of the bird-stone class. It represents a swimming animal, which agrees with our view that bird-stones were made to represent aquatic creatures. The material is of banded Huronian slate and the back of the specimen follows the striping in the slate with great accuracy, the medial stripe following parallel to the spinal ridge of the effigy and the ear-knobs being bounded on their outward side by an expansion of the stripe. The specimen is from the Bigelow collection (Bx-31764), and was found at Lysander, Onondaga County.

Bird-stones with knobbed eyes or ears seem to be quite as common as those without that feature, there being a considerable number of specimens in both the collection of the State Museum and the Buffalo Society of Natural Sciences. The most remarkable specimen, however, is shown in Fig. 156. It is of mottled syenitic porphyry and greatly weathered. The specimen has been figured in numerous reports, frequently with an incorrect



FIG. 159. (S. 1-1.) Forms of New York plummets. New York State Museum collection, Albany.

locality. It was originally from the Otis M. Bigelow collection (Bx-31776), and comes from Lysander on the Seneca River region. The body is somewhat shorter than usual and considerably flatter. The tail is wide and almost absolutely flat on the under side; the specimen, however, is beveled from the medial line. On the under side are bar-like projections through which the holes are drilled. The specimen has larger and more projecting eyes than is usual. It has frequently been described as one of the finest specimens of the bird-stone extant.

Another bird-stone of similar material with a shorter body and pointed tail is shown in Fig. 1. In this specimen the eyes are bulged out but not knobbed. The specimen represents a nesting bird. It is from the Bigelow collection (Bx-31778), and was found at Montezuma, Cayuga County. A similar specimen is reported from Newark Valley, Tioga County. Both specimens are highly polished. The second specimen in this figure is of a bird's head mounted upon a flattened base. The top of the head is narrow and the eyes and ears projections which seem to be unfinished project in knob-like forms.

An interesting bird-stone very similar to that found at Lysander is from Springville, Cattaraugus County, and is in the collection of the Buffalo Society of Natural Sciences. It has a broad, flattened tail which, however, is not raised at such an angle. The head also is not knobbed with eye or ear projections. A small bird-stone in the Buffalo Historical Society collection comes from Town Line, Erie County. It is similar in many respects to the brooding-bird bird-stone previously described, *viz.* Bx-31778.

BAR AMULETS

From the headless and tailless body of the bird-stone, amulets or ornaments were frequently made, but many beautifully polished and well-made bars of slate of definite form appear to be complete implements. They vary from a straight bar with slightly upturned ends and angularly perforated bases to specimens having expanded bases in the centre and curved or humped tops.

Fig. 160, No. 1, shows a straight bar perforated at the bottom. The position is so arranged that the bottom and a portion of the side of this bar appear. This specimen was found on the Woodruff farm, Monroe County. The beginning of the raised top bar is shown in Fig. 160, No. 2. This specimen is of greenish-gray slate and is about 15 cm. in length. A side view is given in the picture, but the perforations at the base are plainly visible. The specimen is from the Bigelow collection (Bx-31752), and



FIG. 160. (S. 4-5.) Certain forms of the bar amulet in New York. State Museum collection, Albany.

comes from Geddes, Onondaga County. A similar bar amulet with a curved back and flaring ends is $14\frac{1}{2}$ cm. in length and was found on the Woodruff farm, near West Rush, by Mr. J. E. Mattern. The under side of this bar is shown in Fig. 160, No. 3. The method of perforation is clearly shown. A bar amulet without perforations appears in Fig. 160, No. 4. It has the rounded hump in the centre and appears to be very smoothly worn as if it had been rubbed a great deal when in use. It is from the Bigelow collection (Bx-31754), and was found at Granby, Oswego County.

Another form of the bar amulet, similar in many ways to the gorget has a rounded back and a rounded base. One end is indented. The manner in which this end is finished shows that it was not broken and then refinished but that the end was purposely made this way. The specimen is 12 cm. in length and is from the Bigelow collection (Bx-31753), found at Port Byron, Cayuga County. (See Fig. 160, No. 2.)

BOAT-STONES

New York boat-stones are among the rarer of the polished slates. They occur in very few collections and even Museum specimens are rare. Most specimens appear to be the tops or ends of some unknown implement or ornament.

In New York we have noted three general forms: First, the arch-backed bar slightly grooved on the inner or basal side; second, the humped-back bar, sometimes having a small knob between the perforations; and third, a deeply hollowed boat-stone shaped like a blunt-ended canoe having a flat bottom. In all these forms there are two holes, at least, bored to the top upward from the base.

Boat-stones are neatly made of slate and of dark steatite. Some forms appear to have eyes outlined and other specimens have circles drawn one within the other.

Typical specimens of New York boat-stones are found in the New York State Museum collection. One specimen shows a shield-shaped outline of circles. It is similar to the Tennessee boat-stone in Colonel Young's collection, but was found at Plattsburg, as was a shuttle-shaped boat-stone.

One New York specimen is an expanded bar shaped like a boat-stone, but with a flat base instead of an excavation. Another specimen is grooved through its length on the base and the drilling is from the under side upward. Both specimens are from the Bigelow collection and are from the Seneca River region. They are nearly identical in length, being about 13 cm.




FIG. 161. (S. 3-5.) Forms of the pointed end gorget having holes widely spaced. New York State Museum collection, Albany.

GORGETS

Gorgetts or "pierced tablets" constitute another class of polished "slates" of the problematical class, of considerable interest to the archaeologist. The neat appearance, the shapely form and symmetry of these artifacts attract the attention and curiosity of the collector. What are they, for what were they used? Perhaps it is the unknowable element about these smoothly polished, perforated tablets of soft-toned slate that lends charm to them.

Gorgetts are found throughout the New York area but are not of Iroquoian origin. They are found on pre-Iroquoian or non-Iroquoian sites from Chautauqua County eastward in every direction and in every county showing any considerable trace of aboriginal occupation. It is of importance to know that they have been found in graves, but by far the larger number have been found on the surface.

The material out of which the gorget is fashioned is usually slate, but shell and bone gorgetts have been found. Other stone material is soapstone, schist, claystone, chert, limestone, etc. There is not as large a variety of stone used in gorget-making as for banner-stones, or bird-stones. Gorgetts are generally of the duller slates, of the Huronian and Portage groups, though red slate and gray steatite specimens are in evidence. We have looked in vain, however, for New York specimens in mottled marble, or the colored serpentines. Though a few early sites have yielded beads and a pipe or two of Minnesota pipestone or catlinite, we know of no specimen of a catlinite gorget, or for that matter any other "problematical" object of this class. Gorgetts, it will be observed, are made from slate or other soft mineral that splits in sheets along natural lamination lines. On one of these sheets of slate the gorget outlined is drawn, or it is roughly broken to form and then rubbed down on the edges until the desired form is reached. The flat surfaces are then polished and then the holes are drilled in. We believe that all "gorgetts" were not used for the same purpose and that some of these with one hole at the top were employed as pendants. Those having two or more holes do not seem to have been suspended but attached to some other surface, like buttons. Drilling was done by a flint drill and in many cases the half-drilled hole was met at the opposite point by a drilling from the opposite surface. In most examples the estimate of position is accurate but in not a few instances the holes meet a "little off-centre". It may be that there was another and final polishing after the drilling was completed, but numerous specimens from New York show the marks of inaccurately attempted perforations at one side of the successful drilling.

Gorgetts take three general forms: first, those of uniform thickness or nearly so; second, those rounded on the back or thickened in a curvilinear plane, in some instances flaring at the sides; third, those made like thick pendants with a single hole near the top. This classification does not relate to outline as much as to thickness. In outline the gorget ranges from a nearly rectangular tablet to an approximate ellipse. Some ends are rounded outward and some sides are incurved, and the reverse is also true. Tops are bifurcated and sides deeply concaved in other specimens, while the round-pointed spade form is by no means uncommon. The holes may vary from one placed near the top to one-third way down the median line, or there may be two, three or eight or more perforations (See Fig. 164, for forms).

Some gorgetts may be crudely scratched with meaningless lines or a pictograph may appear. The edges may be notched like tally scores or an engraved border may appear. As numerous and varied are the forms, there is yet something in the feeling and character of a real gorget that stamps it as genuine. A fraud cries out its own infamy, heard by the subconscious ear of the experienced archaeologist.

It has been said that gorgetts are not implements because they show no signs of wear. This is said especially of the perforations, since certain individuals have said gorgetts were "sinew or thong smoothers", the sinews being drawn through the hole to give it a uniform thickness. It has been pointed out that the soft slate would not stand any usage of this kind. It may not be strictly true that either surface or holes show no signs of wear, but we may say that none show signs of being made for rough usage. Many are found broken but we question that they were broken through use. Our object in raising this question, however, is to point out that some specimens do show signs of use both as to surface and as to perforation. Most specimens, however, seem to have been used with considerable care, and held by the holes with thongs that moved so slightly that little wear appears. So true is this that many perforations yet show the scratching of the irregular edges of the drill point.

There are gorgetts that have been broken one or more times and re-drilled. In some specimens the break has been ground down, but in others the fracture is plainly in evidence.

In size gorgetts vary from small tablets 5 cm. in length to large tablets 20 to 23 cm. long, and in width from 25 mm. to 10 or 13 cm. None in New York are reported of larger dimensions. Generally speaking we should describe the average two-holed gorget in this area as 11½ cm. in length and 4 to 5 cm. wide. In gorgetts of this size the holes would be a little more than 20 mm. apart. In thickness gorgetts vary from 4 mm. to about 10 mm., though some pendant forms are thicker than these.



FIG. 162. (S. 2-3.) Gorges or pendants having one hole. This figure illustrates the shifting position of the hole. New York State Museum collection, Albany.

The simplest form of the so-called gorget is that of the pendant class with the hole near one extremity. It seems quite probable that these were actually pendants, but we can by no means be sure. In Fig. 162 are some of these pendants. The "one-holed" gorget such as shown in Fig. 164, No. 3, represents one of these puzzling forms. Here the hole is not so near the extremity that it would hang easily from a looped cord. The extremity is not narrowed to afford an easy swing as in the pendant represented in Fig. 162.

An interesting feature of the one-hole gorget is that the hole may be drilled anywhere along the median line of its length. Occasionally the single hole is found slightly off-centred, but instances of this kind are rare. In some cases the drilling is placed very near the centre of the tablet, but in many more cases, as we have previously remarked, at about one-third the way down. In other cases the hole is drilled so near one extremity that any severe jerking of the gorget upon the cord upon which it is suspended would break the slender rim of the hole. The one-hole gorget is found in all localities where the tablet gorget with two holes is found. In general outline, with some exceptions the one-hole gorget does not differ very much from other gorgets, but the majority are of somewhat pendant shape, that is to say, wider at the point away from the hole than the one nearest to it.

Fig. 162 shows four gorgets or tablets pierced by one hole and indicates better than description just how these holes are placed. The forms shown also are typical of New York specimens. Fig. 162, No. 1, is a red slate tablet with a curvilinear surface and was found by Otis M. Bigelow (Bx-31767), at Van Buren in Onondaga County. No. 2 in this figure is a gorget from Jefferson County. It flares at the top and bottom and is concaved at the sides. It is thicker than the usual gorget, being about 5 mm. through. Another specimen similar in form and in position of the hole is Bx-31709, found in Cayuga County along the Seneca River. Both of these gorgets are of striped Huronian slate. No. 3 has a spade-shaped point. It is a little more than $11\frac{1}{2}$ cm. in length with a hole a little below the central point. It is from the Bigelow collection (Bx-31742) and comes from Elbridge in Onondaga County. The material out of which it is made is an inferior brown slate. The fourth gorget is a rectangular tablet $10\frac{1}{2}$ cm. in length and $5\frac{1}{2}$ cm. in width. The hole is placed almost exactly in the centre. This specimen is from the Fred H. Crofoot collection (C-25099) and was found in Livingston County. Like all gorgets of this type it is not exactly rectangular but tapers slightly from top to bottom. It is of compact black slate and has a fairly high polish. A similar gorget of almost the identical length, but slightly narrower, was found by J. S. Twining (Tw-396) in Jefferson County. It is much thicker, in this respect being about the thickness of gorget Bx-31709. The hole is drilled from both sides but does not meet exactly in the centre.




FIG. 163. (S. 2-3.) Forms of two-holed shuttle gorgets in New York State Museum Albany.

Gorgetts having two holes are more common in New York than any other variety. Fig. 163 depicts several of the two-hole type. The first specimen is of drab slate, 17 cm. in length by 5 cm. in width measured between the holes. It was found by Clarence F. Moseley on the surface near Bergen, Genesee County. It is an unusually fine specimen both for workmanship and size. Though undoubtedly old, the perforations appear newly drilled, a characteristic of many gorgets of undisputed antiquity. The Genesee Valley has yielded many scores of implements of similar nature. The next specimen in the plate is a weathered red slate gorget with curvilinear sides and measuring 14 cm. in length. It is rather thick and the drilling appears to have been first made from the side presented in the picture. When the point of the drill came through the hole was then enlarged from the opposite side; this is clearly indicated by the counter-sunk holes which approach within 1 mm. of the opposite surface before the line of the opposite drilling appears. The holes from centre to centre are 3 cm. This specimen (Bx-31717) from the Bigelow collection was found at Lysander, Onondaga County.

Of exceptional interest is the gorget shown in Fig. 163, No. 3. This specimen was found by Clarence F. Moseley in a burial near Avon, New York. The material is of marine shell and the surface outline shows that it has been cut from some large valve. The Avon shell gorget is 15 cm. long and 4 cm. wide. In thickness it is nearly 6 mm. The holes are two in number and placed about $5\frac{3}{4}$ cm. apart. Evidently the surface of the gorget at one time was highly polished and the under side yet shows evidence of this. Shell gorgets are exceedingly rare in New York, but two good specimens have come to our observation, both from the Genesee Valley and from Livingston County. The second specimen is in the Museum of the Buffalo Society of Natural Sciences. Both specimens are shown side by side in the pen drawing, Fig. 164A. The interesting feature about the second specimen is that the holes are almost exactly placed in the same relative position and distance apart as in the specimen in the State Museum collection. The length is also identical but the Buffalo gorget shows a greater curve at the sides. It has a chip broken from one corner. The polish on this specimen is exceptional for buried shell. It seems to give evidence that, like many other gorgets, it was made after careful measuring. The curve of the surface indicates a circle whose diameter was 33 cm. The fourth specimen in Fig. 163 is of highly polished obdurate clay. In some respects it is a remarkable gorget. It seems to have been worn exceedingly smooth and to such an extent that its edges are rounded and polished, a feature unusual in gorgets whose angular edges generally bound flattened planes. In this specimen the holes are worn smooth, especially on the side not shown in the picture. A peculiar feature in the material of this gorget



FIG. 164. (S. 56-100.) Various types of New York gorgets. Collection of the State Museum, Albany.

is the check lines that appear upon the surface. The impression is given that the clay out of which this stone was made was comparatively dry when it was compressed so that the irregular folds of clay pressing down upon one another did not effect a perfect coalescence. This specimen is from the collection of Alva H. Reed (R-28548) and comes from the vicinity of Richmond Mills, Ontario County, where there are several interesting sites of the polished-slate culture.

Many of the gorgets found throughout central New York are shuttle-shaped, being pointed or nearly pointed at each end. Fig. 161, No. 1, is a gorget of mottled brown slate and is 17 cm. in length. The holes are 7 cm. from centre to centre. This gorget is flat on one side, that shown in the engraving. The hole at the left shows a number of markings that appear like radiations. In this specimen the drilling is from the under side. The specimen (Bx-31703) is from Elbridge, Onondaga County.

Another shuttle-shaped gorget with flattened base but with a curvilinear back is shown in Fig. 161, No. 2 (Bx-31739), and comes from Lysander, Onondaga County. Both ends of this specimen were originally sharply pointed, but one has been blunted by breakage. Like many shuttle-shaped gorgets, the holes are far apart, in this case 8 cm. from centre to centre. The total length of the gorget is $15\frac{1}{2}$ cm., although its original length when the points were intact must have been 16 cm. at least.

The next gorget shown in Fig. 161 is R-28547 and was found by Alva S. Reed. Its surfaces are irregular curves, and the holes are not exactly placed in the median line from point to point. The succeeding No. 4 in Fig. 161, is a specimen of unique interest. It is a broad petaloid gorget of the shuttle order and was found by C. F. Moseley in Genesee County. It is of polished drab slate and the under side, not shown in the picture, shows considerable polish. There is an indentation along the median line as if a thong had worn its way into the stone, or that a groove had been provided for its reception. On the surface of the gorget, shown in the engraving, a groove plainly appears running from hole to hole. An interesting feature of this specimen is the line of scratches that appears along one side below the holes; there are forty-nine of these short scratches running in a fairly straight line for about 6 cm.

In Fig. 164 are shown typical examples of New York gorgets from the unperforated forms to forms having three holes. Fig. 164, No. 1, may or may not be designed for use as a gorget, but its general outline takes the form of certain gorgets found within this area. It is shaped very much like a Delaware hair ornament. An interesting feature about this object is a series of notches shown in the engraving. This specimen is from the Alvin H. Dewey collection (D-3328). No. 7 is a three-hole gorget from the

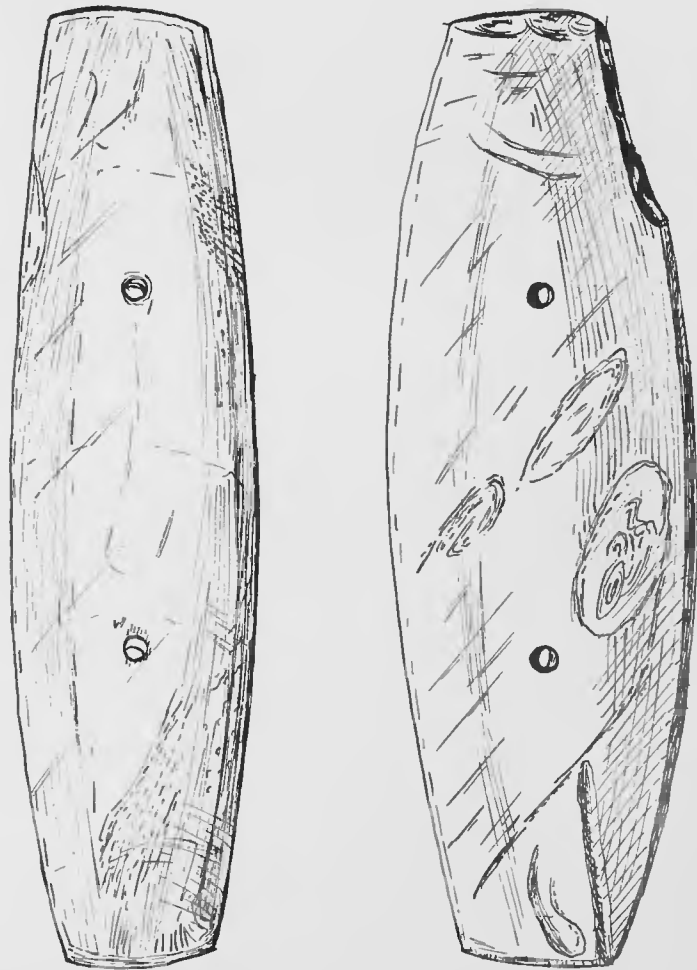


FIG. 164A. (S. 1-1.) Shell gorgets from the Genesee Valley. Not often found made of shell. New York State Museum collection, Albany.



FIG. 165. (S. 2-3.) Two-holed gorgets from New York State Museum collection, Albany.

Dewey collection and was found at Stafford, Genesee County. It is made of striped and mottled Huronian slate. This specimen also has notches about the edge in groups of three and four incisions. It is a highly polished and beautiful specimen.

Fig. 165 illustrates four typical forms of New York gorgets. No. 1 is from the mouth of Cattaraugus Creek in Erie County and was found by E. R. Burnmaster. It is of gray claystone. The notched edges indicate that it belongs to the spindle class. It will be noted that the perforations are not exactly centred. No. 2 in this plate is tablet or shield-shaped. Its interesting feature is the engraving which covers the entire side of one surface; the reverse also shows some scratching. It is of compact gray slate and is rather thin for a gorget of its size, though it is a little more than 10 cm. in width. It was found by Alva S. Reed (R-28396) on the George Rowley farm near Richmond Mills, Ontario County. No. 3 in this plate is from the Dewey collection (D-3350). It is of striped Huronian slate and is 12½ cm. in length. The interesting feature of this specimen is the wearing shown at the holes. The surface shown in the plate, however, does not indicate this to the extent that that on the reverse does. A slight depression along the median plane would seem to indicate the presence of the binding thong. If we were to judge from the appearance of this specimen, we would say that it was laced on either side and that the thong on the surface appearing in the picture continued over the edge of the gorget along the median line. We have described this gorget elsewhere under the subject of "Evidences of Wear". Fig. 165, No. 4, is a thick gorget of the shield shape and is made of banded Huronian slate. It is from the Moseley collection and was found in the Genesee Valley. Like many gorgets that are thick, the drilling has proceeded from one side until the point of the drill has broken through the opposite face, making an opening which was enlarged from that surface. The hole, therefore, appears counter-sunk from one side.

In Fig. 166 are shown two specimens with incomplete drilling; the drill hole has not yet pierced the opposite surface, nor has the gorget finally been polished. No. 3 in this plate shows a broken shuttle-shaped gorget, the broken end of which has been rubbed down to smooth off the rough edges of the fracture. It was probably intended for a secondary use as a pendant. Nos. 4 and 5 in this plate show tablets with irregular drilling. In No. 4 the two central holes are probably intended as the primary holes. These irregular drilled gorgets are not so rare as has been thought. The purpose of these irregular perforations is by no means clear, unless they were meant to afford additional points of attachment. Both specimens are deeply weathered and the original polish has been removed.



FIG. 166. (S. 3-4.) Gorgets with incomplete and irregular drilling. New York State Museum collection, Albany.

EVIDENCES OF MEASUREMENTS

An examination of any extensive collection of gorgets or pierced tablets gives the immediate impression that the makers of these implements were skilled workmen. There is not only an abundance of evidence that the artisan had an understanding and an appreciation of symmetry and the decorative value of striped, mottled and colored stone and the aesthetic value of a smooth or polished surface, but in many instances there are unmistakable proofs that measurements of a definite character were employed. These measurements not only apply to straight lines and distances but also to an understanding of curved lines and how to produce them by use of compass.

Nearly every collection of any considerable size which we have examined contains a specimen or two that lend strength to this conclusion.

One of the more striking specimens in the New York State Museum collection is a thin tablet gorget of black slate (See Fig. 167). This specimen was found in a pre-Iroquoian burial near Vine Valley, Yates County. In the same grave were articles of bone, antler, copper, clay and shell. The gorget is of symmetrical design with the sides equidistant from the median line running through the perforations. The perforations themselves, both upper and lower, are equidistant, or nearly so, from the ends of the gorget. What is more astonishing, however, to the observer, is the fact that each perforation forms the centre of an arc describing the curved ends of the upper and lower portions of the gorget. The necessary cutting and polishing in the latter portion of the process of making the gorget has produced a little inequality, but nevertheless all the lines so conform to the measurements as suggested that the methods of designing the artifact become plainly evident. One of the interesting features about the Vine Valley gorget is that its polished surface is covered by dendritic exusions from the gravel in which it lay. In length this gorget is $16\frac{1}{2}$ cm. at the median line, and the length from each hole along this line is 7 cm. The slightly convex sides are 13 cm. in length.

A second specimen in the State Museum collection is the unique gorget shown in Fig. 164, No. 4. Here one long side is convexed and its opposite concaved. The material is weathered Huronian slate. Three holes in the form of a triangle perforate the tablet, which is about 7 mm. thick. Both curved sides of this tablet are segments of circles. By actual experiment the curvature of the convexed side was carried out in a line which continued until it met itself, forming a circle with a diameter of 31 cm. The perforations are so placed that the upper hole nearest the convexed side is equidistant from both ends. The holes marking the base line of the triangular series of perforations are equal distances from the ends of the gorget




FIG. 167. (S. 5-6.) Large tablet showing in its lines evidence of careful measurements. New York State Museum collection, Albany.

and the upper triangle also is the same distance from the concaved side. This gorget (Bx-31728) was found in the town of Clay, on the Oneida River in Onondaga County, where many finely polished and symmetrical gorgets have been found.

These two specimens in their evident design will call attention to other specimens and serve as a means for comparison.

STONE TUBES

Cylindrical stone tubes on the Pacific Coast have generally been accepted as being pipes, but we have no definite authority for asserting that the stone tubes found in the East, especially in New York, served this purpose. Stone tubes are among the rarer objects of polished slate, but a large enough number have been found to indicate that the polished-slate people of New York were familiar with these objects. At least four kinds are known to New York. They have been found along Lake Champlain and the upper waters of the Hudson, the Mohawk Valley, about Oneida Lake, the Finger Lakes region, the Seneca River, the Genesee Valley, Tonawanda Creek Valley, the shores of Lake Erie, about Chautauqua Lake and in the mounds about the Allegheny. Some of these tubes are cigar-shaped and have capacious cavities, others are irregular cylinders, some of them having flattened sides. The material out of which they are made varies from catlinite, sandstone, handed slate and oolitic limestone.

Several very remarkable specimens of limestone were found in graves accompanied by gorgets and other polished slates on the east shore of Canandaigua Lake. Mr. S. L. Frey of Palatine Bridge found a number with flattened ends and small orifices, though the general cavity throughout the length up to the orifice was considerably larger. Prof. George H. Perkins found a number along the east shore of Lake Champlain that varied from 18 to 33 cm. in length. The perforations through these tubes tapered from about 20 to 10 mm. at one end. In the tubes found by Professor Perkins there were stone plugs at one end. A number of stone tubes and other slate ornaments were found by Percy Van Epps near Hoffmans, New York.

An examination of the data concerning stone tubes shows that they are usually associated with stone graves, when found in burials. The longer tubes seem to be those with flattened ends and small orifices that open out into larger cavities that extend out through the length of the specimen. The stone tubes found on Canandaigua Lake are of this character. The walls of the tube are very thin and in one or two places weathering has caused the decay of the wall, revealing a portion of the interior of the tube.



FIG. 168. (S. 3-5.) Certain forms of polished stone tubes from New York. State Museum collection, Albany.

A flattened tube with uniform drilling is found in the Dewey collection at Rochester (D-3378). A similar one, but shorter, is in the Bigelow collection and comes from the Seneca River region. A finer specimen in the Bigelow collection is a cigar-shaped tube of impure slate, found at Clay, New York. No. 1 in Fig. 168, gives a view of this tube which is about 15 cm. in length. By far the most beautifully finished specimen is shown in No. 2 of this plate. It is cigar-shaped and has a tapering hole. The orifice is thin and flaring. It was found in Cattaraugus County.

An unusual specimen of catlinite was found by Dr. A. W. Holden in the township of Queensbury, Warren County (H-25530). The larger orifice is 23 mm. in diameter and the smaller or mouthpiece is 12 mm. The inside of the tube is smooth to about 25 mm. of the mouthpiece.

Jefferson County has yielded a number of stone tubes of green slate and some unusual specimens have come from that locality. Many specimens have also been reported from Onondaga County, especially about the shores of Oneida Lake. Good specimens have come from the St. Lawrence Valley between Ogdensburg and Long Sault Island. A few have been reported from Cayuga County and a number from Clinton, Warren and Fulton counties. Several specimens have been excavated in Yates County and a fine specimen made of oolitic limestone was found by J. E. Mattern on the south end of Hemlock Lake, Ontario County.

MISCELLANEOUS OBJECTS

PLUMMETS. Stone plummets are among the rarer of the problematical objects found within our State. Most of them occur about Oneida Lake, eastward through the Mohawk Valley and northward along Lake Champlain. T-29854-5 are two fine specimens contained in the D. F. Thompson collection; they are of picked limestone and both were found at Green Island, New York. They are similar to specimens from Maine. A number of other specimens of this variety have been found along the Hoosick River which flows as a boundary between Washington and Ransselaer counties. Plummets have also been found near Brewerton and several are contained in the Bigelow collection. The Brewerton plummets have necks less well defined, with a groove running over the top. Another variety of plummets made of polished talc comes from Jefferson County. One is much longer and cigar-shaped, with a knob being formed at the blunt end, probably as a means of suspension. One from Lysander made from a natural pebble slightly worked has this characteristic, but with the addition of tally marks on one side. The most beautiful specimen from central New York is Bx-31141, reported from Caughdenoy, Oswego County. (No. 3, Fig. 159.)

SPOOL-SHAPED OBJECTS. Spool-shaped objects have been found along the Hudson River and a number have been collected at Coxsackie, New York, by Mr. Forest Ryder of North Troy. A specimen, somewhat flattened, is in the O. W. Auringer collection. It is of picked sandstone and the locality is given as Troy, New York. (See Fig. 159, No. 6.)

PENDANT NOTCHED AXE. An unusual specimen surely of the problematical class is contained in the R. D. Loveland collection (L-20899). It is a pendant notched axe of polished gypsum. The hole at the butt is counter-sunk and appears to have been bored for a considerable distance with a blunt drill. In general appearance the outline resembles an ordinary grooved axe, but as the object is flat and thin, scarcely more than 13 mm. in thickness, there is no grooving (L-00000). (See Fig. 171, No. 3.)

UNUSUAL PERFORATED OBJECTS. In Jefferson County have been found a number of unusual perforated objects. Many of these are discs perforated near the circumference at one point. Fig. 10, page 29, shows a number of these objects.

STONE FACES. Stone Faces, some of them highly conventionalized, are occasionally found with the groove running around the circumference separating the front from the back. These are usually of serpentine, talc or gypsum. One of them was found at Adams, Jefferson County. Another of considerable interest comes from near Buffalo.

STONE TRINKETS. Fig. 10, page 29, shows a number of polished stone trinkets from central New York. There are almost innumerable stone trinkets of this sort scattered throughout various collections in New York.

STYLOID IMPLEMENTS. In New York are occasionally found styloid implements varying in length from 5 cm. to 23 or 25 cm. They look like large punches or perforators, but none of them show any signs of hard usage. They are generally of hard stone and the surfaces of all the specimens show a fair degree of polish.

DOUBLE CONCAVED DISCS. Double concaved discs are rare in New York, but a few have been reported from the Genesee Valley, from Erie, Chautauqua and Livingston counties. One was found by the writer in an ossuary at Westfield, New York. These discs may or may not be perforated, many of them are. The more beautiful specimens, however, are those that appear like double-sided saucers. They are neatly made and generally well polished.

COLLECTIONS CONTAINING POLISHED SLATES

New York State as a field of research in archaeology is an important and prolific one. Numerous collections throughout the state attest the handicraft of the aborigines, from an early period down to the Iroquois of late colonial times. Nearly every farmer along the central and western New York water-courses has a small box of specimens, and not a few have fairly good collections. Important collections of considerable size have been made from sites along Lake Erie, the Genesee Valley, the Seneca River, Jefferson County, Lake Champlain, the Mohawk, the Hudson, the upper Susquehanna, the Delaware, the New York tidewater region, including Westchester and Richmond counties and Long Island. Polished slates occur in all these localities and collections made in these regions abound in them.

In western New York, Hon. Obed Edson of Sinclairville, for many years president of the Chautauqua County Historical Society, was a pioneer student of the polished-slate culture. Chautauqua County has yielded many of the finest type, but unfortunately the individual specimens have become scattered. In Erie County many polished slates have been found, especially on sites bordering the larger streams. Interest in making collections began very early in Buffalo and several larger societies have kept that interest alive. This has not only resulted in stimulated activity but led to the preservation of the specimens in museums. Early students were such men as William Clement Bryant and O. H. Marshall. In Buffalo to-day the Buffalo Historical Society and the Buffalo Society of Natural Sciences bear evidence of their pioneer activity. Mr. Henry R. Howland, Superintendent of the Buffalo Society of Natural Sciences, has given every opportunity to the writer to study and sketch the specimens in his Museum. There are gathered a considerable number of unique or finely made specimens collected by Dr. Ernest Wende, Prof. Frederik Houghton, William L. Bryant, Dr. A. L. Benedict, D. M. Silver, Esq., and Mr. Henry R. Howland. The field of operation is mostly confined to western New York, particularly Erie, Cattaraugus and Genesee counties, but the Buffalo Museum has specimens from other parts of New York and some from Ohio and the Mississippi Valley.

In Rochester the Municipal Museum is in charge of E. D. Putnam, Curator. In the Rochester Museums are housed the collections of several citizens and of the Rochester Historical Society. A few good specimens of polished slates are on exhibit there but by far the most valuable local collection is in the possession of Mr. Alvin H. Dewey, President of the Morgan Chapter of the New York State Archaeological Association. Mr. Dewey



FIG. 169. (S. 7-8.) Engraved banner-stone. New York State Museum collection, Albany.



FIG. 170. (S. 64-100.) Bipennate form and a lunate form, the ends of which are enlarged. New York State Museum collection, Albany.

has a good series of Genesee Valley slates and also an especially good collection from the Ohio region. In this general region, collections of slates have been made by Mr. Joseph E. Mattern of West Rush and Mr. Fred H. Crofoot of Sonyea. Both have placed their exhibitions in the New York State Museum. There are nearly one hundred collectors in the vicinity of Rochester.

Near Syracuse the largest collection was that of Mr. Otis M. Bigelow of Baldwinsville. It contains several hundred polished slates, all of which are now in the State Museum in Albany. Mr. Bigelow was fortunate in having the assistance and advice of Dr. William M. Beauchamp, through a period of years. Dr. Beauchamp, by his studies of the Bigelow collection, has shown the Seneca River region to be one occupied for a considerable period by the people of the polished-slate culture. There are several good small collections in the vicinity of Syracuse, especially about Oneida Lake.

In Jefferson County many gorgets, banner-stones, bird-stones and the like have been discovered by Dr. Getman, Dr. R. W. Amidon, J. S. Twining, R. D. Loveland and C. S. Oatman — all of whom have permanently deposited their collections in the care of the University of the State of New York, at Albany.

Southward along the upper Susquehanna, collections have been gathered by L. D. Shoemaker and Ward E. Bryan of Elmira. Near Binghamton many remarkable specimens have been found by more than a score of active collectors, including Mayor Ely of Binghamton and William Hakes of the National Guard. Up the river collections of polished slates may be seen at Cooperstown and at Oneonta. Mr. Willard E. Yager of Oneonta has some exceptionally fine specimens.

In the Mohawk Valley several collectors have been specially fortunate in finding polished slates. Among these are S. L. Frey of Palatine Bridge, Maj. H. L. Case of Rome, A. J. Richmond and W. Max. Reed of Amsterdam. There are also good collections near Utica and Schenectady.

Along the upper Hudson, collections have been made by several students. The Champlain Valley has also yielded its share of polished slates. Among the larger collectors in this region have been Dr. D. S. Kellogg of Plattsburg, Dr. A. S. Holden of Glens Falls, Rev. O. C. Auringer of Troy, D. F. Thoupson of Troy and J. P. Van Heusen of Glens Falls.

Along the lower Hudson many slates have been found from Hudson and Catskill southward to Manhattan and Staten Island. The American Museum of Natural History has many specimens collected during the past thirty years from the lower Hudson and the tidewater region. Active field workers who have collected slates here are George H. Pepper, M. R. Harrington, Alanson Skinner, James K. Finch, R. P. Bolton and William

T. Davis. On Long Island are numerous small collections of polished slates. The collections of W. W. Tooker of Sag Harbor and of James Price of Glen Cove contain several slates of interest.

The large amount of interest in archaeological research in this state has led to the organization of the New York State Archaeological Association, with headquarters in the New York State Museum. This organization, projected by the State Archaeologist, was made a possibility through the activity of Mr. A. H. Dewey of Rochester and the active cooperation of Mr. E. Gordon Lee. The cooperation between collectors is closer than formerly and the scientific spirit of the various individual members is strengthened by organization. Because of this it has not been a difficult task to study the class of objects that form the basis of these chapters on the polished slates of New York.



FIG. 171. (S. 2-3.) Thick pendants from New York. State Museum collection, Albany.

CHAPTER XIX. GENICULATE FORMS

(FORMERLY CALLED "L-SHAPED")

These forms are closely related to the crescent and the thick gorget having a horn-like protuberance.

The real types are shown in Figs. 172 and 173 and a series in 175.

In other figures scattered through this volume quite a number are shown. Frequently photographs sent by correspondents present more than one type of objects. Yet sufficient are here shown to acquaint readers with the prevailing forms.



FIG. 172. (S. 1-1.) Greene County, Ohio. Striped slate. The owner says:—"This is the best of five we have in our collection from Greene County, Ohio." F. P. Thompson, Dayton, Ohio.

GENICULATE FORMS

227

They possess arms or horn-like projections of varying width. In Fig. 173 the extension is long and thin. In Fig. 174 it is short. Tubes may be arranged in a series following a grouping of these geniculate forms according to one's fancy.



FIG. 173. (S. 1-1.) Dark, banded slate. Collection of W. F. Matchett, Pierceton, Indiana.




FIG. 174. A short, almost tube-like geniculate form from near West Rush, New York. J. E. Mattern, West Rush, New York.

Five are presented in Fig. 175 and these are practically all the forms. Possibly these were head ornaments worn in imitation of short horns.

Fig. 176 shows the thick expanded gorget and one on which is a long horn-like point. Shortening of the base to the left of the horn would make of this a geniculate type.

In Fig. 177 is shown one of them (lower figure) and to the left a specialized problematical object almost a double geniculate form.

If but three or four of these geniculate forms had been found I would not consider them as a type, but rather as representing individual fancy of Indian workmen.



FIG. 175. (S. 2-3.) All of banded slate. Phillips Academy collection. These are the geniculate forms, or horn-shaped problematical forms, regarding which nothing is known. Reference to our series of outlines presented in Fig. 207 will indicate that there is gradual progression in this series. Attention is called to the contrast between the thin arms, or projections, of some and thick ones of others in this series. Whether the purpose of these geniculate forms will ever be determined is doubtful.



FIG. 176. (S. 1-2.) Five ridged gorgets from the Phillips Academy collection. Attention is called to the one with the horn-like elevation.



FIG. 177. (S. 1-1.) Phillips Academy collection. This figure shows an engraved spool in the upper right-hand corner, an L-shaped object below, and a peculiar slate object in which an angular opening has been cut. Whether the spool-shaped object should be classed with plummets or in the problematical series, I do not know.

CHAPTER XX. MOUND FINDS

The finding of ornamental-problematical objects in the mounds of the Scioto, Miami, and Muskingum valleys, Ohio, by Professor Mills, Squier and Davis, Professor Putnam, Mr. Fowke, myself and others brings up for consideration one of the most interesting features of our study. All of these explorations were carefully conducted, especially those of Putnam, Mills and Fowke. The data obtained is to be depended upon absolutely. A careful inspection of the publications and reports of all these workers indicates an exploration of probably a hundred mounds. I have not stopped to count all of them but am willing to assume that at least that many have been explored by persons who made accurate notes. An examination of the objects accompanying burials or found in altars, or placed in tumuli as offerings brings to light this interesting fact: that the majority of the forms are both well worked and highly polished and in addition they represent complicated forms. In brief, little that was common or ordinary seems to have been placed in mounds — whether altar mounds or burial mounds — representing the Hopewell culture.

Similar things have been found on the surface, on village sites or singly between western New York and the Mississippi River, northern Wisconsin and Michigan and southern Tennessee. The field testimony indicates that these things are more numerous in the Ohio mounds than in mounds or graves elsewhere. It is possible that this is due to the fact that more detailed exploration has been carried on in the state of Ohio in the past seventy years than in any other state of our Union. Many of these forms have been discovered in the Tennessee and Cumberland River valleys, but unfortunately in these regions the majority of the specimens found have been taken from graves or mounds by commercial collectors. Clarence B. Moore, Esq., General G. P. Thruston, W. E. Myer, Esq., and museum assistants working for Professor Putnam have found and recorded quite a number of these types. While this is true, yet greater numbers of objects in collections of the ornamental-problematical class were secured by commercial collectors who traveled up and down the Cumberland and Tennessee and tributaries and who made no notes worthy of the name, and took no photographs.

Assembling the data of the workers in Ohio and adding to that what Mr. Moore, Mr. Myer, Professor Putnam and others have done in Tennessee, it seems to me that it would not be an exaggeration to state that the most complicated designs and highly polished objects are found in the region where local culture developed until it reached a higher plane

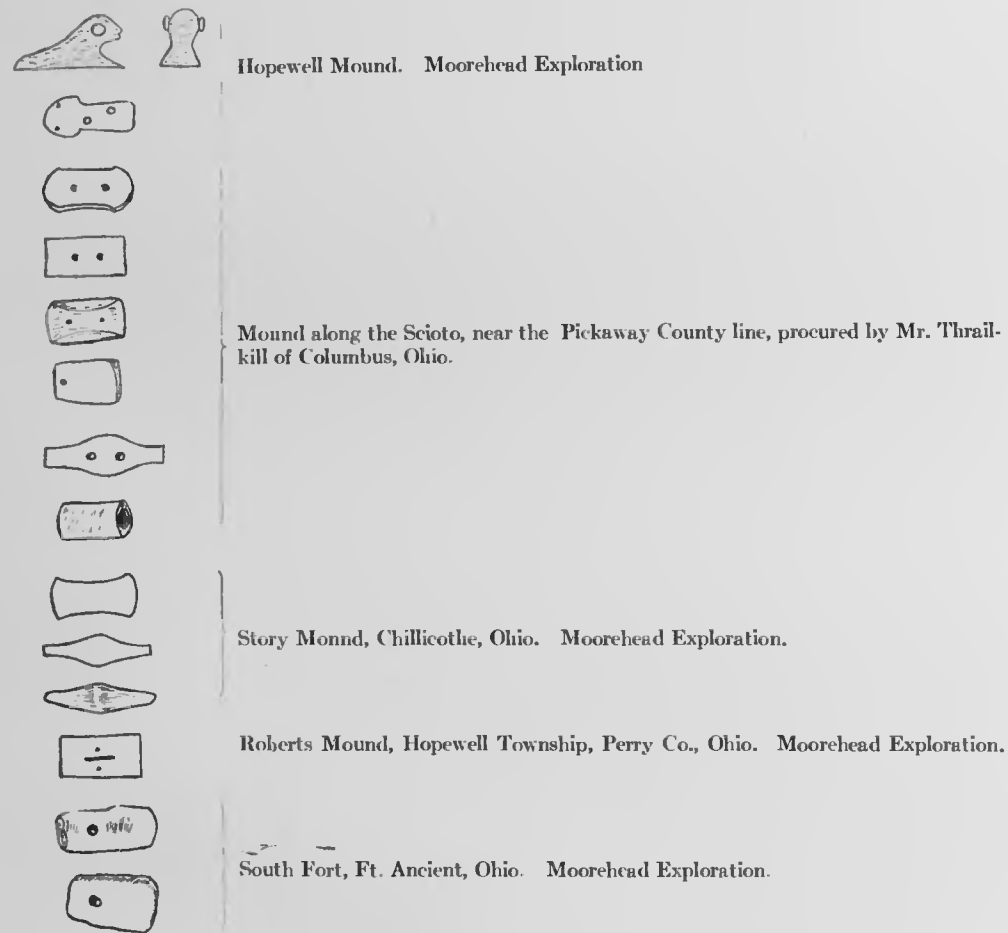


FIG. 178. Greatly reduced. Moorehead Mound Explorations.

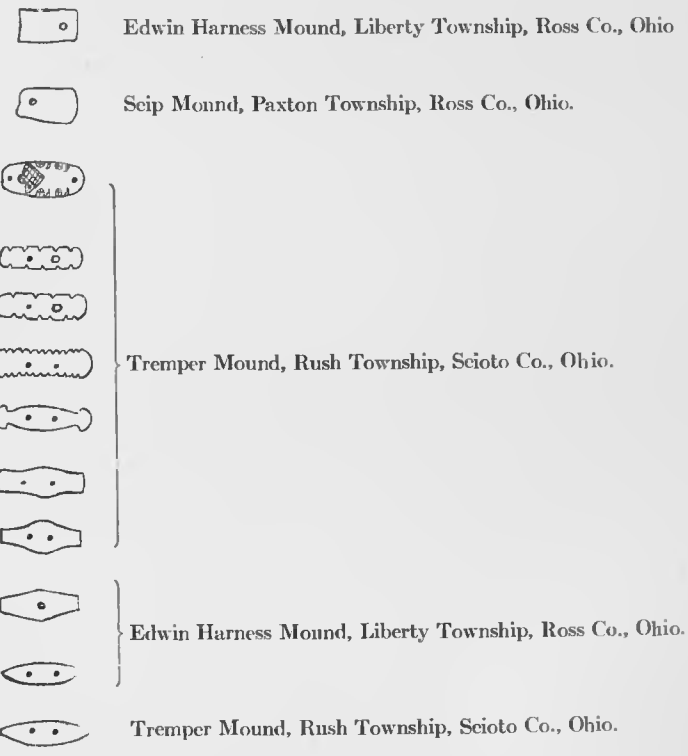


FIG. 179. Greatly reduced. Mills Mound Explorations.

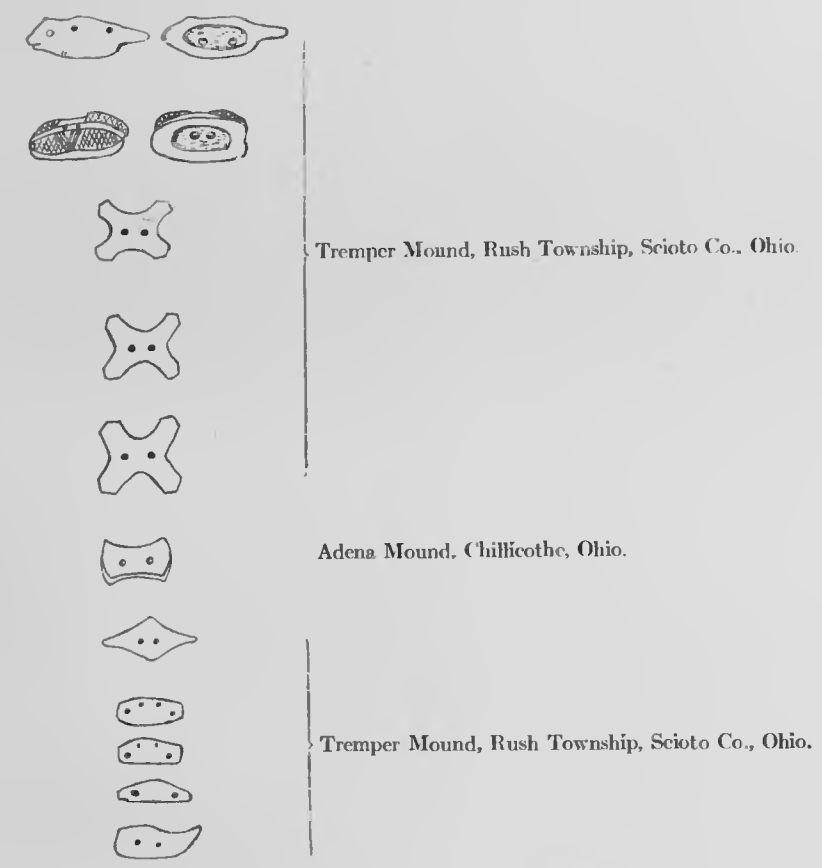


FIG. 180. Greatly reduced. Mills Mound Explorations.

than the average Indian culture. This has been hinted at in previous publications by several writers, but it comes home with peculiar force when one examines the Mills, Moore, Squier and Davis, Thruston, Myer and Young, Putnam and Hopewell collections. These are in Salisbury, England; Columbus, Philadelphia, Nashville, Carthage, New York, Cambridge and Chicago museums. It also tends to prove — and that is putting it rather mildly — that the original contentions of Messrs. Squier and Davis, who were the pioneers in scientific work in the Ohio Valley, were not so far wrong after all. While their claim to a “mound-builder civilization” cannot be recognized in the light of modern explorations, it is quite true that the cultures of the areas mentioned are far in advance of that generally throughout the Mississippi Valley and the East. Anyone who claims the contrary has not studied and compared the collections.

The presence and absence of certain forms in these mounds and graves is quite interesting. While the hematite plummet is occasionally found, the stone plummet is practically absent. The oval, single or double perforated ornament, is found in the gravel-knoll burials and in the poorer mounds. One might go so far as to say that the simpler forms of ornamental stones are characteristic of the Fort Ancient culture.

A careful tabulation of the ornamental-problematical stones from mounds and graves will be made at some future date, it is quite likely. The task is a great one, and because a considerable portion of the field notes have not been published, and many of the specimens possessed by museums are stored in more or less inaccessible places, and on account of the inconvenience attendant on such work, this cannot be done at the present time. But there are sufficient specimens on exhibition and illustrated in reports to enable one to forecast with some degree of accuracy what the larger and more detailed technical work will set forth.

Accepting as final the explorations in the Scioto Valley, Ohio, we may claim the presence of the highly finished and complicated forms referred to as characteristic of the Hopewell culture, and that simpler forms are characteristic of the Fort Ancient culture. There are exceptions as a matter of course. Distant villages of the Hopewell culture were not thickly populated. The natives in these did not advance so far as did the inhabitants of the main villages. People living in these remote villages would make use of simpler forms and possess fewer of the more complicated. It is equally true that some of the larger Fort Ancient culture villages may have secured by trade some of the finer ornamental-problematical forms. They may have manufactured some of these themselves. Some of these forms occur in the small mounds and gravel-knoll burials, or near the hilltop fortifications, which comes under the general title of Fort Ancient culture.



TAKEN FROM PLATE XI, JOURN. ACAD. NAT. SCI. PHILA., 2nd SER., VOL. XVI.

Kindness of Clarence B. Moore, Esq.

FIG. 181. (S. 1-1.) Problematical forms, found by Mr. Moore at Indian Knoll, Kentucky. (See page 237). E, Silicious material, resembling jade, skeleton 95. F, quartz, skeleton 251. G, claystone, skeleton 93. H, limestone, skeleton 211.



FIG.
182

FIG.
183

FIG.
184

(S. 1-1.) Professor Mills in his report says of these, that they are made of laurentian slate. Fig. 182 is flat on one side and convex on the other. Fig. 184 is the largest tablet found in the Tremper Mound.



FIG. 185. (S. 3-4.) I quote from page 208 of *Certain Mounds and Village Sites in Ohio*, Vol. II, Part 3, "Explorations of the Tremper Mound" by William C. Mills. "Fig. 185 shows another copper boat-shaped specimen, filled with round quartzite pebbles, white and pink in color. It will be noted that in the specimen just described the pebbles were broken, while in this one they are perfect, all uniformly rounded and about the size of small peas. The specimen is pierced with two holes near the centre, similar to the boat-shaped objects of stone."



FIG. 186. (S. 3-4.) Material: mottled granite. Found in Indiana. Collection of Charles E. Hepp, Boonville, Indiana.

The same careful work done in the state of Tennessee will probably enable future observers to draw similar conclusions with those now possible as a result of the extensive explorations in Ohio.

Such work has been done in the past two years by Clarence B. Moore, Esq., and his report, entitled *Some Aboriginal Sites on Green River, Kentucky. Certain Aboriginal Sites on Lower Ohio River. Additional Investigation on Mississippi River*, is now just out. Mr. Moore thoroughly explored the mounds on Green River at a point called "Indian Knoll". Accompanying several skeletons were found quite a number of perforated problematical forms, which are shown in two colored plates, Frontispiece (Fig. 1) and Fig. 181. These represent a few of the many discovered by Mr. Moore in this mound, and which are fully described and illustrated in his volume.

To my mind, the most interesting features connected with these objects are first, Mr. Moore's views with reference to their use, and, second, their beautiful finish and symmetry.

Not only did Mr. Moore find objects of antler, varying from 16 cm. to 24 cm. in length, and which are hooked or bent at the smaller end, but he also discovered other objects made of horn and of stone. These he has apparently correctly classified as netting-needles, and he believes that the objects were mesh-spacers, which he calls "sizers". Mr. Moore has kindly permitted me to reproduce in colors eight of the problematical forms, which he calls "sizers".

The following quotation from Mr. Moore's advance sheets covers the essential points in his argument.

"An interesting feature of our work this season was the knowledge gained by us that a class of so-called banner-stones, oblong in form or of kindred shapes, and also probably some of the winged stones, were not ceremonial or ornamental but had a definite practical use. Exactly what this use was, however, unfortunately we are unable positively to determine.

"Along part of Green River, Kentucky, and particularly in 'The Indian Knoll', Ohio County, were found by us objects of antler, hooked at one end and having a cavity in the other end, in which sometimes was asphalt*, used for fastening something introduced into the cavity. These objects, all that were found by us except eight† too fragmentary for restoration, are shown in Figs. 4, 10, 12, 13.

*"Dr. H. F. Keller writes: 'The material from cavity in needle from Burial 84, Indian Knoll, is asphaltum mixed with a large proportion of mineral matter. It melts readily, burns with a bright flame, and the pitch is readily extracted with solvents like chloroform, carbon bisulphide and turpentine. The ash amounts to about 70 per cent., and consists of a ferruginous clay, and a considerable proportion of phosphate of lime.' Asphalt is at present found in quantity near Green River, not far from 'The Indian Knoll', where it is taken out for commercial purposes. The aborigines probably used it as they found it, without attempt at refining.

†"Belonging to Burials Nos 34, 84, 87, 105, 115, 211, 219, 251, all from 'The Indian Knoll.'

"Usually in intimate association with these hooked implements of antler were found, in nearly every instance where the hooked implements were present, as exactly described later in this report, other objects, some of antler (most of which were made from the base of the horn), some of stone.

"These objects of stone and of antler evidently were employed for the same purpose, sometimes those of stone being with the hooked implements, as were sometimes those of antler. Each has a longitudinal perforation of considerable diameter. The objects of stone, which would be called banner-stones and regarded as belonging to the ornamental or ceremonial class were their association at this place unknown, are oblong in outline or of some similar form, a few being of the winged variety. They are carved with the utmost care,* as a rule almost flat on one side, somewhat convex on the other, and having on the convex side a slight ridge extending longitudinally along the median line. The material for their making was evidently carefully selected, some being of stone rich in coloring, including quartz, flint, chalcedony, and a silicious material closely resembling jade. A few of the objects of antler have the rough, original surface and perhaps were unfinished.

* * * * *

"Judging that some use in common could be found for the hooked implements and the objects of antler and of stone, it seemed to us at first that the correct solution of the problem might be that respectively they were netting-needles and objects used with them for spacing the meshes of the nets, variously called sizers, spacers, mesh-measurers, mesh-gauges, mesh-boards, mesh-blocks.

"Hereafter in this report, for convenience and not because we are fully convinced they are such, we shall designate the hooked implements as needles and the objects found with them as sizers.

"We were aware that we had to face two probable objections in connection with our determination, namely, the orifices in the ends of the needles, and the perforations in the sizers, neither of which seem absolutely necessary for the use to which the needles and sizers were assigned.

*"The following quotation is of great interest, showing as it does the high esteem in which sizers used in net-making, which it is likely these objects were, were held among Papuans and perhaps explains the importance attached to them at 'The Indian Knoll'.

"Besides the netting cord . . . the only tool used is the mesh-block. This is a thin block of hard wood rasped into shape and, since these tools are treasured as heirlooms, together with interminably long rhythmical recitals of the wonderful takes of fish made by nets fabricated on each block, the wood most commonly employed is the very dense and hard iron-wood (*Casuarina equisetifolia*). It is highly polished and usually ornamented upon the ends with property marks, showing the exogamous marriage class and *gens* of the owner, which here take the place occupied by tribal distinctions among the endogamous races.—William Churchill, 'Reef Knot Nets', *Popular Science Monthly*, vol. XL, p. 84.

"The hollow part in the needles we considered to be a receptacle for some adjunct, perhaps purely decorative; and the perforation in the sizers to have been made for the reception of a handle, knowing that the Eskimo of Alaska have handles on their sizers, which, however, are of bone and all of one piece. Moreover, we have found by experiment that a handle affixed to one of our sizers is of assistance in net-making with it, and, in addition, would afford a means for suspension much preferable to running a cord through the perforation and bringing it up along a side, since this would interfere with the work for which the sizer was intended.

"A section of net made by J. S. Raybon, captain of our steamer, with wooden models of a needle and sizer found by us, is shown in Fig. 1. In this net (where the knot is a half-hitch as used by civilized peoples in net-making and, according to Mason, by some modern Indians) the hooked needle, not used as a bobbin with the cord wound around an end of it, was a decided advantage in catching the cord and pulling it through the knot. By this process, of course, the entire length of cord employed must be drawn through each mesh, a comparatively slow but not prohibitive performance for a people who girdled a tree with fire, pounded out the charcoal, and kept on repeating this operation until the tree was felled. Besides we are not sure that cord of considerable length was possessed by the aborigines in the far-off days of 'The Indian Knoll'.

"If, on the other hand, a hooked implement were to be used as a combination bobbin and needle, the hook would at least be of no evident advantage in the kind of net-making above described.

"Our attention has been called to a description* with diagrams and illustrations, by Mr. William Churchill, authority on Polynesia, of a woman of New Britain, Papua, who, in making a net, worked only with a sizer and a ball of cord held in the hand. In the knot employed by her (the reef-knot, or ordinary square knot) the ball was not passed through the mesh.

"Making use of a knot of this kind, which presumably the inhabitants of the Knoll are as likely to have devised as the Papuans, and using the cord wrapped around the base of a hooked implement, thus forming a kind of bobbin, a net can be made with ease and without undue delay, as we have determined by experiment, the presence of the hook being a decided aid in catching up the cord to form the knot as made by the Papuan, the bobbin end of the implement taking the place of the ball.

"Moreover, the use of a combination bobbin and hooked implement probably would necessitate the attachment of something to the base of the implement to prevent the slipping off of the cord, and this would account

*"William Churchill, *op. cit.*, p. 83.

for the presence of the hollowed space found there and hitherto not satisfactorily explained.

"It may be added that a hooked implement not used as a bobbin but in conjunction with the ball of cord described as used by the Papuans would hardly be of any benefit, there not being sufficient space in the hand to accommodate both, and to lay down the ball in order to take up the hook would cause delay.

"Although it would greatly support our original contention that the hooked implements found by us were netting needles, and consequently the objects of stone and antler found with them were sizers, we have been unable positively to learn that a hooked needle has been used in place of a shuttle* or as a bobbin or in place of one, by aboriginal people, ancient or modern, in net-making where a knot is tied, although we have consulted a number of authorities, through their works or in person.

"Lieutenant Emmons describes and figures netting needles resembling crochet needles, and consequently of the same class as ours, as in use among modern Indians of the Northwest coast.†

"In a personal letter, however, Lieutenant Emmons writes: 'Native tribes of the coast of Alaska used a netting needle just like those figured in my Tahltan writing, but in all instances I have observed these needles were used in the fine snowshoe filling. It is possible that their use might also have been applied to net-making in earlier days.'

"Mr. Charles C. Willoughby, whose valued assistance in our work we so greatly appreciate, aided by his thorough acquaintance with aboriginal life and his intimate familiarity with the rich collections of Peabody Museum of Harvard University, does not consider the suggestion offered by us in regard to the use of the needles and sizers can be the correct one from the fact that he believes a bobbin or a shuttle, similar to those now in use for net-making, was known to primitive peoples and probably to the inhabitants of 'The Indian Knoll'.

"Mr. Willoughby, who thought at first, judging from descriptions and outlines, that the hooked implements might be distal ends of throwing-sticks, after a prolonged and careful examination of the objects, now doubts if they were so used.

"Lest any of our readers, especially our friends in Europe and in Argentina, where so many of our reports are sent, unable to make a personal inspection of these hooked implements, might, judging only from the

*As the reader probably is aware, cord is wound longitudinally on the shuttle, or is wrapped around the bobbin and thus is passed through the meshes with celerity.

†G. T. Emmons, 'The Tahltan Indians', University of Pennsylvania, The Museum Anthropological Publications, vol. IV, No. 1, p. 56 *et seq.*



FIG. 187. (S. U-1.) Brown, fine-grained sandstone. J. A. Rayner's collection, Piqua, Ohio. Found in a mound one half mile north of Piqua. The original was sent me for examination. It bears a close resemblance to the "Cincinnati tablet" in treatment and form. The designs are not hieroglyphic, but are of that peculiar serpentine character noted on so many of the engraved shells, pottery, etc. Only half of it was found, and as the break appears to be old, the specimen is of unquestioned genuineness.




FIG. 188. (S. I-1.) Material: black slate. An effigy of a buffalo, perforated for suspension as an ornament (?). Madisonville Cemetery, Ohio. Peabody Museum collection, Harvard University.

illustrations, consider them to have belonged to throwing-sticks, it may be well to remind them of the following points:

"1. That the throwing-stick, or positive evidence of its use,* has not been found anywhere in the region† in which is 'The Indian Knoll'.

"2. That nearly all throwing-sticks are of one piece, a construction that insures the required strength.

"3. That small points of antler or of flint, which might have served as tips of the shafts used with atlatls, were not found associated with our discoveries.

"4. That some of our hooked implements are too crooked to have been used on throwing-sticks and that the cavities in some are too inconsiderable to have served for the insertion of the main part of the atlatl.

"5. That the assumption that the hooked implements were parts of atlatls offers no explanation in regard to the large objects of stone and of antler found with the hooked implements and indubitably connected with them.

"As a further aid in this question of the former use of the hooked implements and the objects of stone and of antler, which we sincerely trust others may take up, a résumé of the association of the so-called needles and sizers found in 'The Indian Knoll' is here appended.

"It may be well to point out, however, that when a needle was not present with a burial having a sizer, or when reverse conditions were encountered, there was usually a good reason to explain the absence of the object, namely: an aboriginal disturbance of the burial; a ceremonial breaking of the sizer where fragments of it were found but where probably parts of the needle, broken at the same time, less durable, had decayed away; interment in the shell material forming the upper part of the Knoll where the shells, pressing against the needles of antler, may have cut them, and the parts, possibly decayed, were confused with spiculæ of bone from the skeleton, also affected by the shells."

At the suggestion of Mr. Moore, I wrote to Doctor Ales Hrdlicka. He had received the skeletal material found by Mr. Moore. A determination of the sex in the skeletons might enable us to form more correct theories as to the use of these problematical forms. Writing from the Smithsonian Institution under date of November 8, 1916, he states: * * * "I regret to

*"Dr. Charles Peabody found in Coahoma County, Miss., an object referred to as of bone, having at one end a hook and, at the other, part of a tenon for insertion, which is described as having belonged to an atlatl. 'Explorations of Mounds, Coahoma County, Mississippi', Peabody Museum Papers, vol. III, No. 2, Plate XX.

†"Prof. Marshall H. Saville writes: 'I know of no examples of spear throwers outside of the Cliff Dwellers region and the sporadic find of Cushing at Key Marco in Florida. The Southwestern examples, of course, show Mexican influences. I do not consider, of course, the throwing-sticks of the eastern Eskimos or those of the Northwest coast Indians.'

say that the majority of the numbers you mention are not represented in our collections, or are of children or young, in whom identification of sex is impossible. Of the four adults, two as you will see are males and two females.

"Sorry not to be able to serve you better, I remain

"Sincerely yours,

"A. HRDLICKA"

Here follows Mr. Moore's tables of the stone problematical forms and needles and the skeletons with which they were found.

Bur. No.	Material	Sizers	Needles
2	stone	antler
20	stone	needle
(Disturbed bones 28	antler)
Bur. No. 29	2 antler	needle
34	stone	needle
37	stone	needle
45	stone	needle
47	stone
67	stone	needle
77	antler	needle
82	stone	needle
84	antler	needle
87	stone	needle
93	stone	needle
95	stone	needle
99	1/2 winged stone)
105	stone	needle
115	stone	needle
124	antler	needle
161	stone	needle
163	stone	needle
202	stone	antler	needle with each
211	stone	needle
216	stone	needle
219	antler	needle
233	needle
236	stone	needle
251	winged stone	needle
259	stone	needle
272	2 antler	needle
296	needle

Mr. Moore, being on the ground when the explorations were made, is probably best qualified to judge as to the exact interpretation to be given these polished stones of problematical form. While I am perfectly willing to accept his conclusions, that they may have been used in the manufacture of nets, etc., yet I still cling to my former opinion that they meant more than mere utility tools, and carried ceremonial significance.



FIG. 189. (S. 1-1.) Ohio State Archaeological and Historical Society collection. An ornament made of strips of ocean shell about 25 mm. wide at the centre and gradually tapering to about 20 mm. at the end. Ornaments of this kind varied in length from 10 to 15 cm. The ends were cut square, into which a small hole was bored, about the centre of the ornament, to a depth of 5 mm. A second hole was bored from the concave side to connect with the first hole, thus forming a means of attachment that could not be seen from the convex side. The strips were cut from the body of the shell and conform to the general curve of the shell.

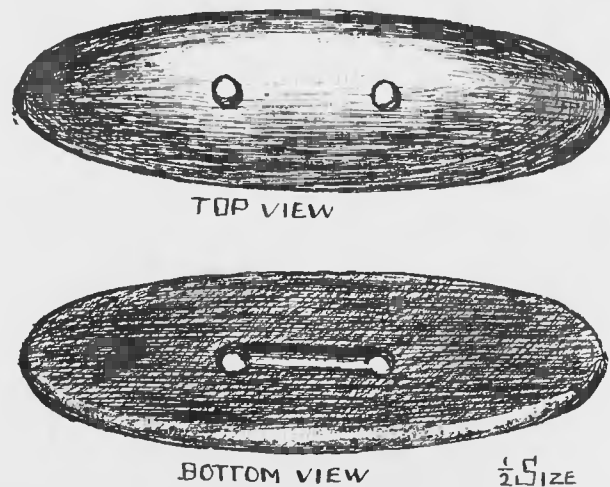


FIG. 190. Ovate ornament, Indiana. Interesting because there is a groove between the perforation on one side.

Occasionally, these grooved pendants or ornaments are found. Whether it is an elongated "button", or was an object on which something small was fastened, must remain an enigma. Others shown in Figs. 3 and 11.

Sizers as mesh spacers could more easily have been made out of wood, clay or soft sandstone or claystone. Why should the natives make use of the hardest possible materials, such as flint, quartzite, etc.? A mesh-spacer made of softer material would be just as serviceable, and required far less labor in its manufacture. On the other hand, it may be that prehistoric man devoted as much care, patience and skill in workmanship in the manufacture of utility tools, as he did in the making of objects to be used in ceremonies or for personal adornment. Certainly the subject is a very interesting one, and Mr. Moore's discovery is of great importance.




FIG. 191. (S. 1-1.) Phillips Academy collection. To the right is a broken problematical form made into an ornament, but it is to the two other specimens that I would direct attention. This circular form of ornament is rare. Materials: sandstone and black slate. Localities: Indiana, Kentucky, and Ohio.

The upper one is probably a nose or an ear ring. The lower one defies classification, save as a circular ornament. More of these circular ornaments are found in New York State and Tennessee than elsewhere.

CHAPTER XXI. THE USE OF ORNAMENTS BY THE AMERICAN INDIAN

This is a very comprehensive subject indeed. If one began to study ornamentation among the Indians one would naturally visit existing tribes and follow that research with an examination of ethnological objects in our various museums. The ornaments are not exclusively made of stone and a perusal of the literature on the subject will at once acquaint the reader with the fact that among most tribes there were many more ornaments or objects of personal adornment of wood, shell, skin, feathers and so forth, than of stone. Perhaps the most complete study along these lines was that presented by Professor Lucien Carr, for many years librarian at Harvard University, who published a number of important papers. In 1897, the American Antiquarian Society printed one of Professor Carr's memoirs entitled *Dress and Ornaments of Certain American Indians*. This paper, and others along similar lines, brings within convenient compass the essential things said by early travelers concerning our natives. As a librarian — for Mr. Carr, although a historian, was not an archaeologist — he dealt with the early historic period. His paper is, therefore, of peculiar value in connection with our study of ornaments, problematical forms, etc. It must be remembered that there is little in literature of early America as to the use of stone in problematical form. Since Professor Carr, who examined the material thoroughly, found so few references, his paper is in support of my contention that the early historians and travelers among Indians found few, if any, of the problematical forms in use. On the contrary, there were great quantities of ornamental objects in evidence, and these are mentioned by the eighty writers quoted by Professor Carr.

It is impossible in this volume to treat of ornaments other than those of stone; in fact, it is difficult within the compass of an ordinary book to include even all the stone artifacts designated, to say nothing of an inclusion of those of wood, shell, skin, feathers, or other materials. Yet it is quite possible that the simple or primary forms were first made of shell or wood, and that those of stone developed later. As against this statement, the simple form or oval ornament may have first been made of stone, although the writer doubts it.

In observing the extensive ethnological collections of the Field Museum of Natural History, Smithsonian Institution, Peabody Museum, Museum of the American Indian, University of Pennsylvania Museum and others, the student of archaeology is impressed with this fact, that there is a dearth of what one might consider stone age material in these collections. That



FIG. 192. (S. 1-2.) The straight bar-pendant; then one with slightly concave sides. At the top, a broken rectangular form with concave sides. Phillips Academy collection. Localities: Ohio and Iowa.

is, there are garments, head dresses, games, painted skins, medicine bundles, implements, clay utensils, robes, wooden objects, basketry and dozens of other things. Those that relate to ornamentation are necklaces, bracelets, beadwork, ornamented pipestems, toys, belts, and so on through the list. In these we observe some survivals of the stone age, such as bone awls, obsidian arrow-heads used by a Navaho shaman, the stone hammer, stone celt and others. Occasionally we find simple stone ornaments, but one looks in vain for the great majority of the objects set forth in the accompanying pages. The explanation for all of this is perfectly simple. These collections have for the most part been made since the year 1850. Some of them go back to the days of Lewis and Clark and other explorers, but there is little or nothing prior to 1750. We must, therefore, depend chiefly upon pure archaeology for the ornamental-problematical forms in stone.

All of the above — which could be expanded at considerable length — is, of course, no reflection on the museums; neither does it imply that the stone age in America is un-Indian. On the contrary, it means that the Indian of the past seventy-five years has been in the transition period generally in the United States; that the Indian of one hundred and fifty years ago, except in the Northwest and West, had begun to change. His art in ornamentation was modified, although he maintained his old form of life in other respects.

The student of the general subject of ornamentation, in addition to reading Professor Carr's excellent paper, is referred to the *Handbook of the American Indian* in which he will find all phases of this interesting subject covered, and if he will trouble to read some of the many reports and volumes cited in the Bibliography, Chapter XXXIII, he will gain a comprehensive idea of the subject. One does not need to be a trained ethnologist or archaeologist to observe the difference between the Indian of the present and the Indian of the past. Any intelligent person may visit one of the large institutions named on the preceding pages and compare the ethnological material with that taken from the mounds and graves, cliff houses, or village sites, and he will at once observe the striking difference and dissimilarity to which I have referred.

All of the above should be made especially clear. When the writer of this volume published the *Stone Age in North America* there were those who thought he was endeavoring to envelop "in a cloud of mystery and antiquity" all the artifacts made and used by the American Indian. Naturally this was an exaggeration. All that the author is attempting to do is to classify and if possible explain, the stone and other types illustrated in this book. If these were made and used by the American Indian of to-day, or of the past one hundred years, it would have been far easier and more simple to visit the descendants of such Indians, and secure first-hand

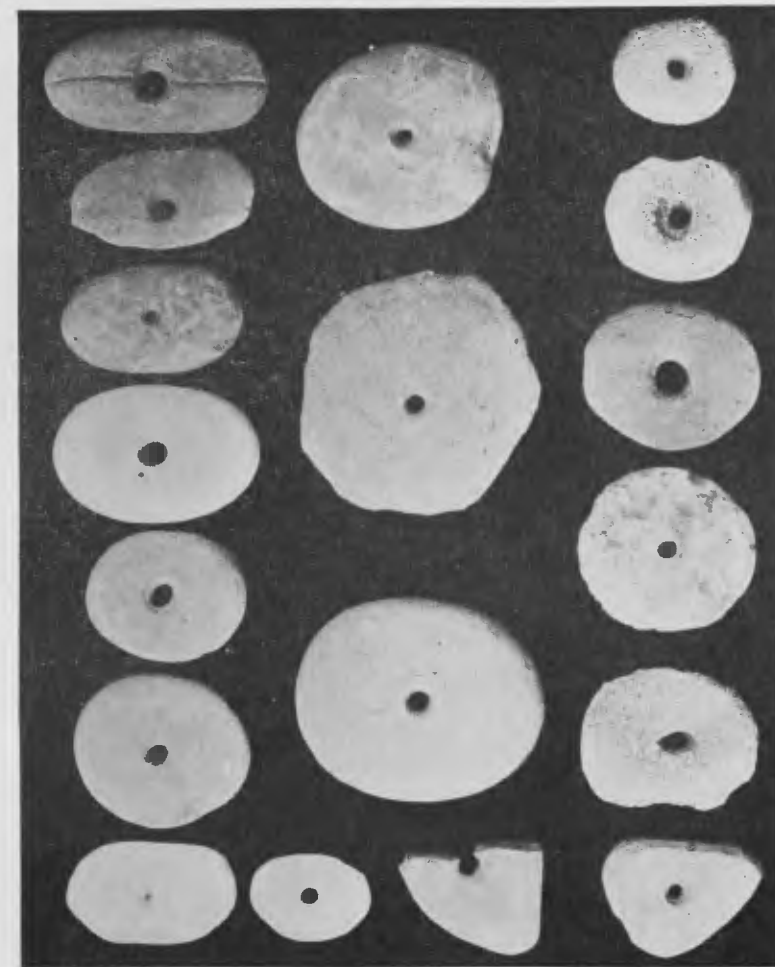


FIG. 193. (S. 2-3.) Small ovate stones, perforated. Whether these are ornaments or spindle whorls is open to discussion. Museum of Anthropology, Affiliated Colleges, San Francisco, California.

FIG. 194 also from the same institution.



FIG. 194. (S. 1-1.) Found at Ellis Landing, near Richmond, California.

- No. 1. Fragment of washer-like ornament of abalone shell.
 No. 2. Fragment of washer-like ornament of stone — mica schist.
 No. 3. Perforated mica pendant.
 No. 4. Circular stone pendant, obverse and reverse sides. Soft slate-colored stone, shiny black.
 No. 5. Triangular stone pendant, polished a beautiful black.
 No. 6. Oblong pendant.
 No. 7. Material: hard, slate-like rock.
 Nos. 8, 9, 10, 11, 12. Material: very soft greenish stone, probably serpentine.
 No. 14. Roughly bottle-shaped specimen, somewhat heavier than any yet described.
 No. 15. Material: soft limestone.
 No. 16. May be classed as pendant, sinker or charm-stone.

information as to the use and purpose of these perplexing objects. It is because we have no specific information as to their use among tribes or individuals, that such a book is necessary. There are occasional references in the Jesuit Relations and elsewhere to the use of the simple ornaments and stone tubes, bird-stones, and others, but up to the present time the writer has been unable to find any specific or lengthy references to these things. If such occur, of course he stands corrected, and would be glad to "recant".

Along the lines of belief that Indian art has deteriorated, one need but cite the many baskets and woven fabrics secured by S. J. Guernsey, Esq., in caves in Utah during the summer of 1916; also the beautiful shell objects inlaid with turquoise found by George Pepper, Esq., and others in the Southwest; the superb terra cotta images taken by Professor Putnam from the Turner Mound; the remarkable effigy pipes recently secured from the Tremper Mound by Professor Mills; the Hopewell collection, and scores of others. That the use of stone ornaments should be considered in conjunction with ornamentation in general among Indians, no one will deny, but as stated above, it is impossible to include such a study in this volume.

The best idea of the use of ornaments among Indians in the historic period can be obtained by reading a few pages of Professor Carr's paper. The references presented include all those I am able to find which relate to the use of stone ornaments, and they are not numerous. On the contrary, most of the citations refer to other forms of ornamentation.

"Of the use of labrets and of the custom among the men of piercing the nipples and inserting a reed or cane in the hole, I do not propose to speak, as the evidence on the point is not altogether satisfactory. Cabeça de Vaca,¹ it is true, asserts that both customs existed among the Indians of Florida; and Adair² and Father Paul Ragueneau³ speak of piercing the lip, but in such an indefinite manner that it does not carry much weight. At all events their statements are not corroborated, as they would have been if the custom had been general, and hence I do not insist upon their acceptance.

"But whilst the existence among our Indians, of these two methods of bodily mutilation, or, if the term be preferred, of ornamentation, may

¹ Relation, pp. 75, 78: New York, 1871.

² "Some of the South American natives cut the lobes of their ears, and for a considerable time fastened small weights to them, in order to lengthen them; that others cut holes in their upper and under lips; through the cartilage of the nose, their chins and jaws, and either hung or thrust through them, such things as they most fancied, which also agrees with the ancient customs of our Northern Indians." *History of the American Indians*, p. 213: London, 1775.

³ "En d'autres endroits de l'Amerique, quelques Nations se percent le nez, entre les deux narines, d'où, ils font dependre quelques jolivetes; . . . et d'autres sur leurs levres pendantes et renversées, et tout cela pour contenter leurs yeux, et pour trouver le point de la beauté." *Jesuit Relation*, 1658, p. 30.



FIG. 195. (S. 1-2.) At the top is an unfinished problematical form. Next, is a short winged bipennate type, curiously shaped problematical form, perforated, and a small circular disc. Probably all found in southeastern Maine. Collection of the Maine Historical Society.

well be doubted, the same cannot be said of the custom of piercing the nose and ears. These were widespread, and were usually common to all the members of the tribe, women as well as men; though there were tribes, like the Iroquois, in which the women did not pierce the nose, and 'it was only among certain others that they pierced the ears.'¹ Although evidently intended for ornamental purposes, yet there were people among whom the custom had something of a religious significance, resembling in this respect the practice of infant baptism among ourselves. Thus, for example, we are told by Perrot² that the operation was performed when the child was five or six months old by a medicine-man ('*jouleur*'), who made an invocation to the sun, or some chosen spirit, beseeching him to have pity on the child and preserve its life. He then pierced the ears with a bone, and the nose with a needle; and filled the wounds in the former with small rolls of bark, and that in the latter with the quill end of a feather. These were suffered to remain until the wounds healed, when they were removed, and in their places were substituted tufts of the down of birds. The ceremony was always accompanied by a feast, and handsome presents were made to the Shaman and his assistants.

"The holes in the ears of the men and women were of different sizes, and served to distinguish the sexes;³ those in the ears of the women being small, whilst the men sometimes cut a slit almost entirely around the rim of the ear, which 'they distend and stretch as much as possible', so much so, in fact, that the loop hangs almost to the shoulder.⁴ Not unfrequently the outer edge of skin is torn apart; and then the Indian is plunged into the depths of humiliation until, by paring the broken ends, they can be made to grow together.⁵ Heckwelder⁶ reports an instance of an Indian, who was with difficulty prevented from killing himself on account of an accident of this character; and he adds that it was owing to the frequency of such accidents, that the custom of stretching the holes in the ears to this enormous extent was falling into desuetude.

"Of the articles worn in the ears and nose, our accounts are full and explicit. To a certain extent they were the same — might in fact have been used indiscriminately; and yet such an arrangement must have been

¹ "Leurs narines ne sont jamais percées, & il n'y a que parmi quelques Nations, qu'elles se percent les oreilles." Charlevoix, vi, p. 43. As to the existence of these customs. Cf. Lafitau, iii, p. 53. Sagard, p. 135. Carver, p. 227. Loskiel, p. 49. Marquette, p. 48. Iberville, p. 72, in *Hist. Coll. Louisiana*, 1875. Adair, p. 171.

² *Mémoire sur les Mœurs, Coutumes et Religion des Sauvages de L'Amérique Septentrionale*, p. 30: Leipzig et Paris, 1864.

³ Lafitau, iii, p. 53. Adair, p. 171.

⁴ Compare *Jesuit Relation*, 1658, p. 30. Adair, p. 171. Carver, p. 277. Loskiel, *Indians of North America*, p. 49. Lafitau, iii, p. 49. Bartram, p. 499.

⁵ Adair, *North American Indians*, p. 171: London, 1775.

⁶ Heckwelder, *Indian Nations*, p. 207. Philadelphia, 1876.



Top Row: Nos. 1, 2, 3, 4. Second Row: Nos. 5, 6, 7, 8. Third Row: Nos. 9, 10, 11, 12, 13, 14. Fourth Row: Nos. 15, 16, 17, 18, 19. Fifth Row (first four objects): Nos. 20, 21, 22, 23.

FIG. 196. (S. about 2-5.) Group of various problematical forms from the University of Alabama collection. Eugene A. Smith, State Geologist.

- | | |
|---|------------------------|
| 1. Boat-stone of ferruginous chert. | 19. Hard steatite. |
| 2. Boat-stone of light gray mica schist. | 22. Reddish quartzite. |
| 3. Boat-stone of ferruginous chert. | 23. Steatite. |
| 5 and 6. Gorgets of ferruginous chert. | |
| 7 and 8. Gorgets of ferruginous chert. | |
| 9. Gray sandy shale. | |
| 10, 20 and 21. Ferruginous chert, or possibly a reddish felsite or catlinite. | |
| 11. Gray sandy shale. | |
| 12. Ferruginous chert, or possibly a reddish felsite or catlinite. | |
| 13. Reddish, sandy shale with hole clear through it. | |
| 14. Gray sandy shale. | |
| 15. A plummet. | |
| 16. Heavy black material not identifiable without breaking. Almost perfect egg-shape. | |
| 17 and 18. Quartzite, generally of reddish colors. | |

Two objects in lower right-hand corner are not prehistoric.

one-sided, for whilst the nose ornaments could be used in the ears, there were so many worn in the ears that could not be adapted to the nose, that it seems advisable to consider them separately. Beginning then with nose-rings, as this entire class is usually called, we find that relatively speaking, they were few in number, and that the material of which they were generally made was shell. The savages, for instance, whom Sagard¹ saw in Canada, had a blue bead (*patinotre*) of good size which hung down from above, on the upper lip. On the Atlantic coast a 'large pearl, or a piece of silver, gold, or wampum'² was used; and in 'the interior parts' of the country, sea-shells were much worn and were 'reckoned very ornamental'.³ In the Gulf States, 'such coarse diamonds as their own hilly country produced were, in old times, fastened with a deer's sinew to their hair, nose, ears and maccasenes.' They also, so it is said, formerly used nose-rings and jewels; but, 'at present they hang a piece of battered silver or pewter, or a large bead to the nostril, like the European method of treating swine to prevent them from rooting.'⁴

"On the other hand, their supply of rings, pendants, and articles of different kinds worn in the ears, was practically unlimited. Shells in the shape of beads of different sizes, pendants, and small cylinders like the stem of a Holland pipe, were in use among the Indians of Canada, as were small pieces of a red stone worked into the shape of an arrowhead.⁵ The New England and western Indians indulged in pendants in 'the formes of birds, beasts, and fishes, carved out of bone, shells, and stone';⁶ and farther to the south 'they decorate the lappets of their ears with pearls, rings, sparkling stones, feathers, flowers, corals, or silver crosses.'⁷ In Carolina they 'wear great Bobs in their Ears and sometimes in the Holes thereof they put Eagles and other Birds Feathers for a Trophy.'⁸ Copper, in the shape of beads, pendants or wire, was in use from Canada to Florida, as were tufts of down as large as the fist, oiled and painted red.⁹ Fish-bladders, which

¹ *Voyage des Hurons*, I, p. 135; Paris, 1865. Radisson, *Voyages*, in Prince Society Publications, pp. 146, 226.

² Loskiel, p. 49; London, 1794.

³ Carver, *Travels*, p. 227; London, 1778.

⁴ Adair, p. 171. Among the articles traded to the Indians at different times, mention is made of nose-crosses.

⁵ Lafitau, III, pp. 49, 53. Charlevoix, VI, p. 43. Sagard, p. 133.

⁶ Wood, *New England's Prospect*, p. 74. Prince Society Publications. *Plaine Dealing or Neues from New England*, in Collections of the Massachusetts Historical Society, p. 103. Father Rasle, in Kip, *Jesuit Missions*, p. 38.

⁷ Loskiel, *Indians of North America*, pp. 49, 52. Beverly, *Virginie*, plate II. *First Voyage to America*, in Hakluyt, II, p. 286; Edinburgh, 1889.

⁸ Lawson, *Carolina*, p. 193.

⁹ Lafitau, III, pp. 49, 50. Brereton, p. 90, in vol. VIII of 3rd Series, Massachusetts Historical Society Collections. Adair, p. 171. Radisson, *Voyages*, *loc. cit.*, p. 146. Verrazzano, *loc. cit.*, p. 401. *First Voyage to America*, in Hakluyt, II, p. 286; Edinburgh, 1889.



FIG. 197. (S. 1-1.) Etching on both sides of a flat piece of catlinite, North Dakota. Collection of Henry Montgomery, Toronto, Canada.



FIG. 198. (S. 1-1.) Carved animal figure on both sides of a flat piece of catlinite. Reverse of Fig. 197. North Dakota. Collection of Henry Montgomery, Toronto, Canada.

DESCRIPTION

The three maps presented on this folder illustrate the distribution of ornamental-problematical forms in the United States and Canada. Fig. 202 shows the ovate form, which is most widely distributed of all, and also the bilunate and geniculate, which are indicated by the letter "J". The line representing the gorgets includes an area next in size to the ovate. The space designated by the letter "I" may properly be called the central area. Within this is a restricted portion, "J", which is the true heart of the problematical belt.

Fig. 203 shows the range of winged, pick-shaped and spatulate forms. Excepting the winged, the distribution is North and South.

Fig. 204 presents the range covered by tubes, highly specialized forms and bird-stones. In general, the range of ornamental stones follows the distribution of copper in eastern United States. In this comparison the wide range covered by the ovate forms should be omitted.



Fig. 202



Fig. 203

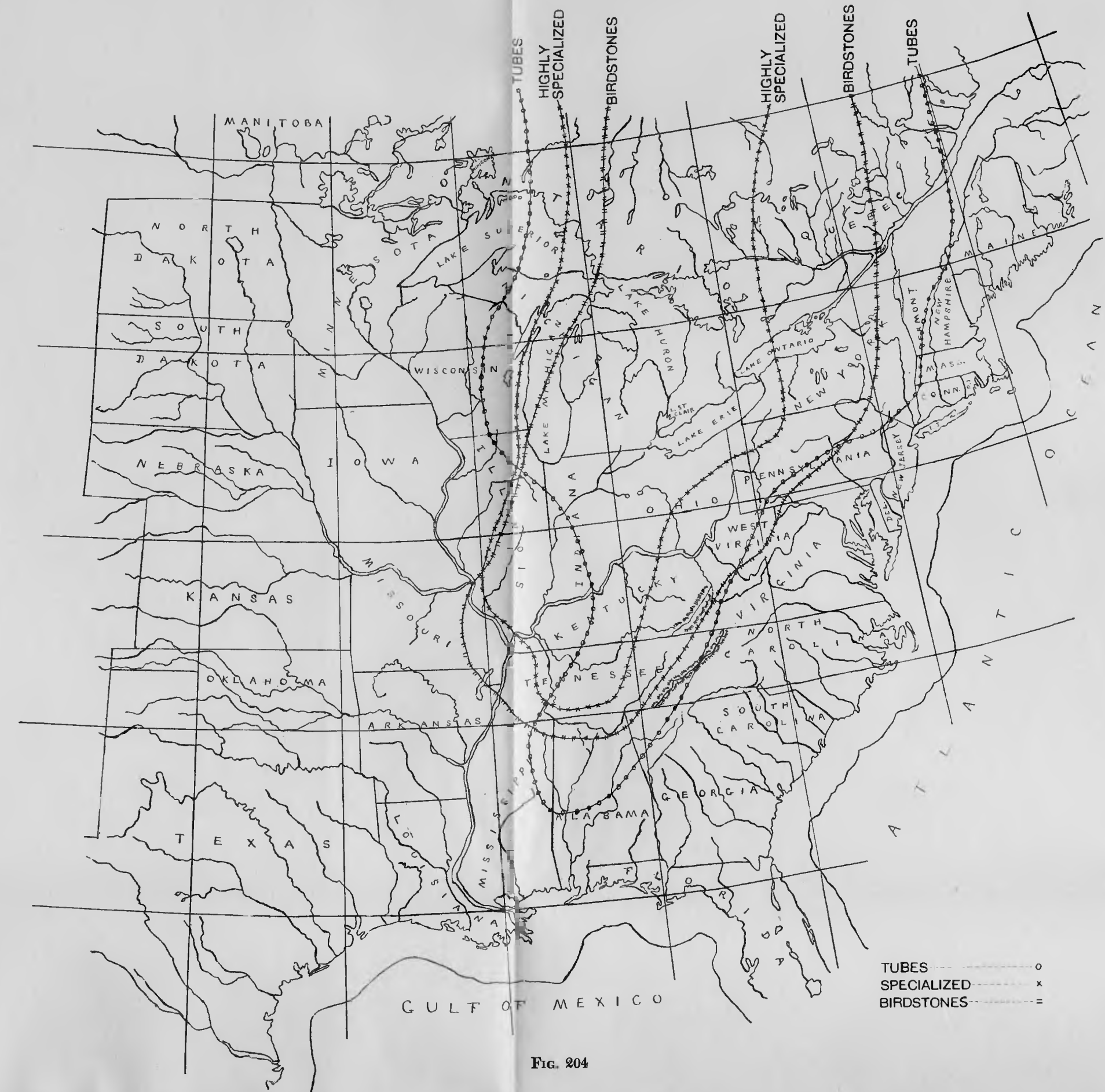


Fig. 204

are said to have looked like pearl, were worn in the South,¹ as was a pin made of the interior of a shell, called Burgo, as large as the little finger and quite as long, with a head to prevent it from slipping through the hole in which it was inserted.² Finally, according to Strachey,³ and his account, we may remark, in passing, is a good summary of the whole subject, 'their ears they bore with wyde holes, commonly two or three, and in the same they doe hang chaines of stayned pearls, braceletts of white bone or shreds of copper, beaten thiune and bright, and wound up hollowe, and with a great pride, certaine fowles leggs, eagles, hawkes, turkeys, etc., etc., with beast's claws, beares, arrahacounes, squirrels, etc.' * * *

"Closely connected with this style of personal ornamentation, and of interest on account of the wide field it afforded for the display of individual taste,⁴ were the methods of dressing the hair. To specify a tithe of the fashions that prevailed in this particular among the different tribes, or among the members of the same tribe, would take more time than we can well afford."

Professor Carr proceeds to discuss at some length the various methods of hair-dressing, of hair-ornamentation, etc. I omit much of his discourse.

He states that medicine-men in Virginia " 'shave all their heads saving their creste which they weare in manner of a cokscombe,' and 'fasten a small black birde above one of their eares as a badge of their office.' "⁵

"On solemn occasions, as on gala-days, the Iroquois wore above the ear a tuft of the feathers, or the wing, or the whole skin, of some rare bird;⁶ and the Virginia Indians tied up the lock of hair which they leave full length on the left side of the head, with an 'arteficyall and well labored knott, stuck with many colored gew-gawes, as the cast head or brow-antle of a deare, the hand of their enemye dryed, croisettes of bright and shyning copper, like the newe moone. Many wore the whole skyne of a hauke stuffed, with the wings abroad, . . . and to the feathers they will fasten a little rattle, about the bignes of the chape of a rapier, which they

¹ De Bry, *Brevis Narratio*, quoted in *Antiquities of the Southern Indians*, p. 521: New York, 1873.

² Du Pratz, *Louisiane*, II, p. 195.

³ *Historie of Travaile into Virginia*, pp. 57, 67. Compare Captain Smith, *Virginia*, p. 130. Harriot, Plates III, IV, VII: London, 1893. *Brevis Narratio*, in De Bry, Plate XIV. Geo. Percy in Purchas' *Pilgrims*, IV, p. 1687. Among the articles traded to the Indians, we find silver ear rings, ear wheels and ear bobs mentioned in the same invoice.

⁴ *Jesuit Relations*, 1633, p. 35. Megapolensis, *loc. cit.*, p. 154. Cartier, in *Early English Voyages to America*, II, p. 43. Laudonniere, in same, p. 413. Champlain, I, p. 380. Lafitau, I, p. 201.

⁵ Frazer, *Totemism*, p. 26: Edinburgh, 1887. "They differ from each other in the mode of dressing their heads, each following the custom of the nation or band to which they belong, and adhering to the form made use of by their ancestors from time immemorial." Carver, *Travels*, p. 229. Cf. Miss Fletcher, *Journal of American Folk-Lore*, vol. I, No. II, pp. 116, *et seq.*, for modes of cutting hair among Omahas; and Harriot, plate XI, for statement as to medicine-man. See Captain Smith, p. 130, for an account of the snake skin head-dress of the chief Priest.

⁶ Lafitau, III, p. 50. Cf. Adair, p. 8, for same custom among Southern tribes.

take from the taylor of a snake, and some tymes divers kinds of shells, hanging loose by small purflects or threeds, that, being shaken as they move, they might make a certaine murmuring or whisteling noise by gathering wynd, in which they seem to take great jollity, and hold yt a kind of bravery.¹

"In addition to the articles noted above and worn as ornaments, honors, etc., there were others that were used as bracelets, necklaces, gorgets, etc. As a rule they were of bone, pearl, shell, and copper, though the claws and talons of beasts and birds of prey² were also used. Except occasionally in size, they did not differ materially from the beads, pendants, etc., that were worn on the head and in the ears. Taking up these articles in their order, we find that in the Gulf States the Indians made bracelets of bone. For this purpose they chose the rib of a deer, which was soaked in boiling water and thus rendered soft and pliable. It was then worked into the desired shape, and is said to have been as white and smooth as polished ivory.³ In Virginia 'polished', or as they are sometimes called 'smooth bones', were used in connection with 'pearles and little beedes of copper' as necklaces and ear-rings;⁴ and in New England, as we have seen, bones carved in the shape of birds, beasts and fishes were worn as pendants in the ears; and in Waymouth's voyage we are told that they were also used as bracelets.

"Of pearls, there seems to have been an abundance,⁵ though they were unequally distributed. Owing perhaps to this fact, and to the extravagant accounts of some of the old writers, it has been thought that they were, not unfrequently, confounded with shell beads; and, yet, the statements as to their use are too frequent and too detailed in character, to leave any doubt about the matter, even without the confirmatory evidence of the mounds. Upon this point the chroniclers of De Soto's expedition are in full accord; and whilst we may well doubt whether the Spaniards took 'three hundred and ninety-two pounds of pearls, and little babies and birds made of them' from the graves near Cutifachiqui,⁶ yet

¹ Strachey, *loc. cit.*, p. 67. Cf. *First Voyage*, in Hakluyt, II, pp. 286 *et seq.*, for account of copper pendants, sometimes five or six in either ear, and red pieces of copper on the head.

² Charlevoix, VI, p. 42.

³ Du Pratz, II, p. 197.

⁴ Harriot, plates IV, VI, and VII.

⁵ "A quantity of pearls amounting to six or seven arrobes." Biedma, in Historical Collections of Louisiana, part II, p. 101. "In her eares bracelets of pearls hanging down to her middle." *Voyages of English Nation to America*, in Hakluyt, II, p. 286. In same, p. 304, it is said, "not only his own skinnes that hee weareth, and the better sort of his gentlemen and followers are full set with the sayd Pearle, but also his beds, and houses are garnished with them, and that hee hath such quantitie of them, that it is a wonder to see." "Bracelets of real pearls; but they pierce them when hot, and thus spoil them." Membré, *loc. cit.*, p. 183. Cf. Shea, *Early Voyages*, p. 86, and in same, p. 140, Father Gravier says, "the chief's wife had some small pearls . . . but about seven or eight which are as large as small peas": Cf. Captain Smith, *loc. cit.*; pp. 138, 144, 191, &c. Strachey, pp. 54, 132. Tonti, *loc. cit.*, p. 62.

⁶ *Knight of Elvas*, *loc. cit.*, p. 144. Cf. Garcilaso de la Vega, I, pp. 424, 434; and in vol. II, pp. 5 *et seq.*, there is an account of the way in which the Indians extracted pearls from shells: Paris, 1670.




FIG. 199. (S. 1-1.)

Nos. 1, 2, 3, 4. Soapstone beads, flat, circular.

No. 5. Bell-shaped pottery bead with etched edges.

No. 6. Round perforated bead of pottery.

No. 7. Flat, circular bead, slate.

No. 8. Ring of fine-grained sandstone.

No. 9. Ring of fine-grained steatite, decorated with cross and zigzag lines and with human face at top.

Nos. 10, 11, 12. Plummets of steatite. Gr. Island.

Collection of T. B. Stewart, Lock Haven, Pa.

when we are told that pearls 'of the bigness of good pease' were found in Virginia, and that one man 'gathered together from among the savage people about five thousand' of them,* we cannot but admit that there is a foundation of fact in the story of the old writer, extravagant as it seems to be."

Professor Carr's article on *Dress and Ornaments* ends with these words:—

"With this suggestion, as to the additional use of what was evidently a leading article in the Indian's toilet, our investigation must come to a close. In it we have endeavored not only to picture the dress and ornaments of our savages, but we have been obliged to examine the materials of which their dresses and ornaments were made, and to describe the arts by which these materials were fitted for their several uses. It has been a laborious task, but fortunately the sources of information were abundant; and whilst it is probable that our treatment of the subject has not been as complete as might have been desired, yet it is believed, that enough has been given to justify us in accepting, as our own, the statement that 'from what has been said as to their method of adorning themselves, it might be inferred that the savages, instead of adding to their personal beauty (for they are, nearly all, well made,) were really trying to render themselves unnatural and hideous. This is true; and yet when they are in full dress, the fantastic arrangement of their ornaments not only has nothing in it that is offensive, but it really possesses a certain charm which is pleasing in itself and makes them appear to great advantage.'†

* *First Voyage*, in Hakluyt, II, pp. 286, 331: Edinburgh, 1889.

† "De tout ce que je vient de dire de la manière de s'ornier, on conclura aisément, que les Sauvages, au lieu d'ajouter à leur beauté naturelle, (car ils sont presque tous bien fait,) travaillent à se rendre laids & à se défigurer. Cela est vrai aussi; cependant quand ils sont bien parez à leur mode, l'assemblage bizarre de tous leurs ornemens, non seulement n'a rien qui choque, mais il a un je ne sçai quoi qui plait, & leur donne de la bonne grace": Lafitau, *Mœurs des Sauvages Américains*, Tome III, p. 57: Paris, 1724.



FIG. 200. (S. 1-1.) A geniculate form, tube and boat-stone. All Wisconsin types and practically the same as those from any section of the problematical form central area. H. E. Cole, Baraboo, Wisconsin.

CHAPTER XXII. REMARKS UPON THE MAPS
AND OUTLINES

It has been suggested earlier in this book that the tables presented showing the distribution of these peculiar stones and forms are not as satisfactory as one might wish. Many of the collections in public institutions cannot be studied satisfactorily for the reason previously stated. Numbers of intelligent private collectors had not the time to furnish totals of specimens in their possession. Therefore, my tables are by no means complete although they represent several thousand objects. It is to be hoped that a sufficient number is listed to give some idea of the distribution of forms.

In the Smithsonian Institution, American Museum of Natural History, at the Peabody Museum, Harvard, Field Museum of Chicago, there are many more of these objects than are to be found in the Museum of Phillips Academy at Andover, Massachusetts. But, in none of the great institutions are these objects assembled as they are at Andover. We have 1592, of which 1427 are on exhibition. There are probably more in the Ohio State Archaeological and Historical Society, and the Ohio State University Museum, at Columbus, and the Museum of the American Indian, Heye Foundation, of New York. The large collections at the Missouri Historical Society, New York State Museum, Philadelphia Academy of Sciences, Peabody Museum, Yale University, Dominion Museum at Ottawa, and others contain from a few hundred to a thousand or more each. For convenience in study the Andover collection is the more accessible. While it is not as well represented in types from the South or the Michigan-Wisconsin country, it is representative of elsewhere. Omitting the two large sections I have mentioned, it serves fairly well for study. In fact, one might form a skeleton plan of distribution on the Andover collection alone, but to make it more complete it is necessary to include all these other public and private collections.

The tables show that in some sections of the areas known as the ornamental-problematical belt these things do not occur in any considerable number; elsewhere they are found in great profusion. To a certain extent we must consider that in some areas there has not been much collecting. This may or may not explain the scarcity of these objects. Certain river valleys produce quite a number, whereas other valleys do not. In New England, although the Merrimac is a long river and was inhabited by many Indians, yet the Connecticut yields far greater number of these forms than the Merrimac. The Connecticut types are practically the same as those of



FIG. 201. (S. 1-1.) Material: coal black slate. Bird-stone with unusually pronounced ears and heavy, short bill. Indeed, some readers may consider this not a bird-stone, but an animal effigy instead. Very few of this type occur. Found in Leeper County, Michigan. Collection of C. A. Thompson, Hillsdale, Michigan.

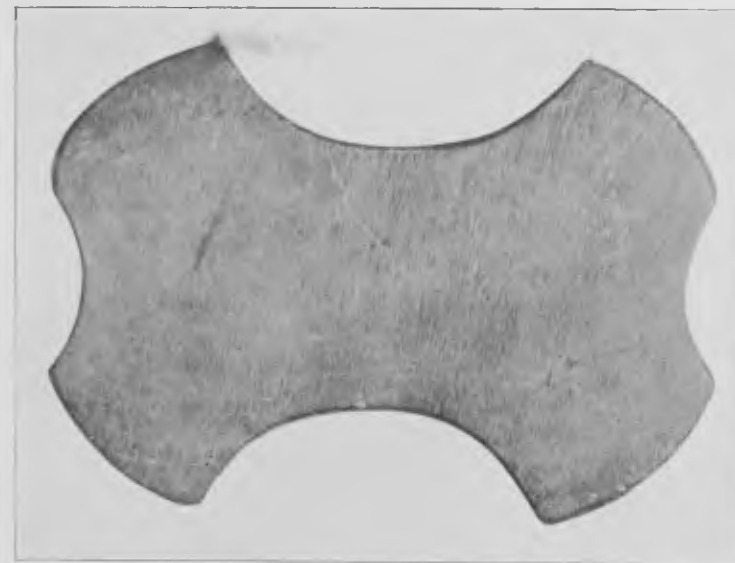


FIG. 201A. (S. 1-1.) Material: fine sandstone, dark brown color. An unusual tablet, in that there are four concave sides. This is one of the specialized tablet forms. J. A. Rayner's collection, Piqua, Ohio.

the Merrimac. In fact, I am of the opinion that the Penobscot Valley, much farther east, yields a greater number of these forms than the Merrimac. Again, a short river like the Ipswich seems to have been thickly settled in Indian times, and more ornamental and problematical forms are in the Peabody Museums, Salem and Cambridge, than have come from other New England river valleys.

Northern Ohio and Indiana, where Indian villages were not numerous (at least in prehistoric times) have produced more of these types than any other section of the country. The maps plainly show that the ornamental-problematical class is not necessarily more numerous on the sites of large Indian towns either prehistoric or historic. One of the most extensive Indian village sites I have beheld is that one along the banks of the Ohio River near Aurora and Lawrenceville, Indiana. Signs of Indian occupation were very numerous for three miles along the river when I visited that place eighteen years ago. Yet, there are not very many of these objects found there.

A study of the maps and the hundreds of drawings and photographs sent to my office from various points of the country, with the inspection of the large collections in the East, leads me to the conclusion that we cannot assign these forms to any certain tribes. I mean by this that if the boat-stone is most numerous in western New York, we cannot with assurance claim that it is necessarily Iroquoian. The bird-stone changes as we pass southward or eastward. The rectangular or oval ornaments, and the wing-stones change in form when we enter the Cherokee country. They are of softer stone in the South, in Mississippi and Arkansas, Louisiana and portions of Tennessee. The ridged and wide tube-like forms are frequently made of a beautiful stone, a rose quartz. The material seems to have appealed to the natives, but the stone is very hard to work, and the forms are changed from that of the North.

It was inconvenient to present one large folder of all these forms. There are over four hundred of them and they range from the simple, ovate, unperforated, which may be finished or unfinished, to exceedingly complicated designs. The six outlines presented are in reality a very liberal expansion of the Baltimore Classification (see page 31). Other students may not arrange these objects as I have, and the grouping is rather arbitrary. It must not be supposed that all of these forms gradually evolved from more simple ones. Rather let it be said that all the known forms have been assembled and grouped according to shape, regardless of locality. This is further done in order that students might not merely study the geographical distribution, but also the range of form and type and even the minute changes to be observed in each series. Hundreds of others could have been added, but the changes or variations would be so slight that it

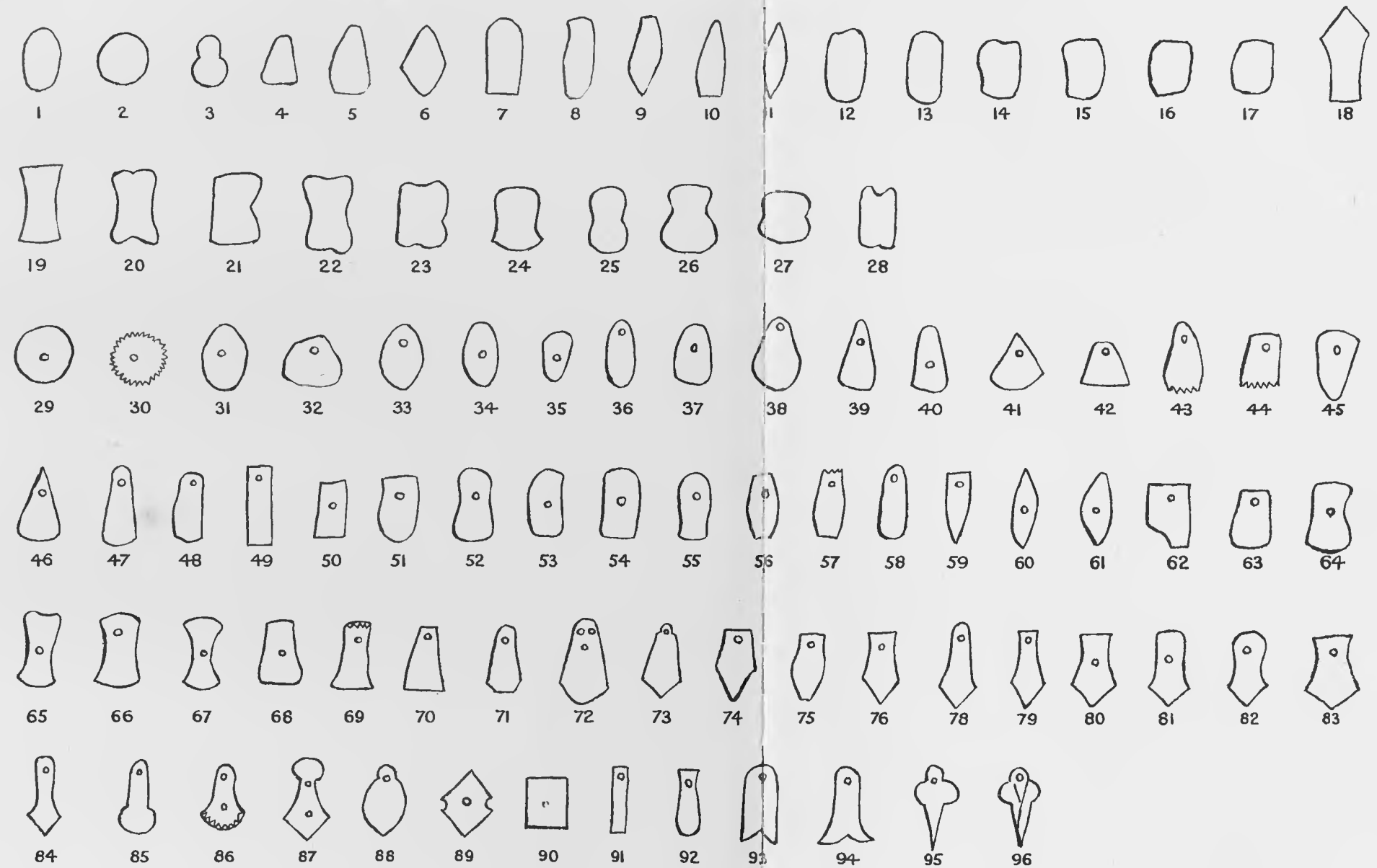


FIG. 205. PRIMARY AND GORGET FORMS
(See page 266)

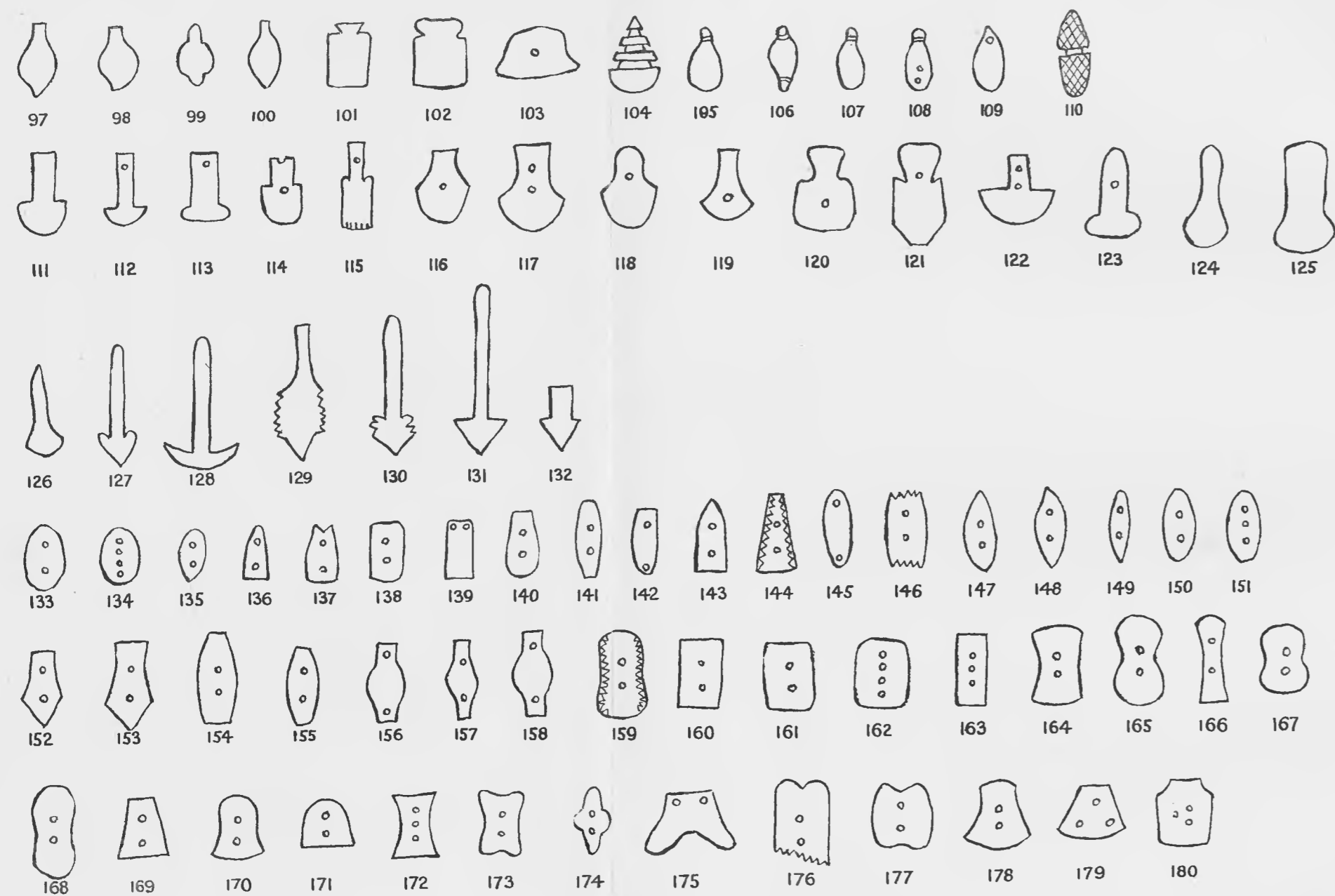


FIG. 206. GORGET, SPATULATE AND TABLET FORMS
(See page 206)

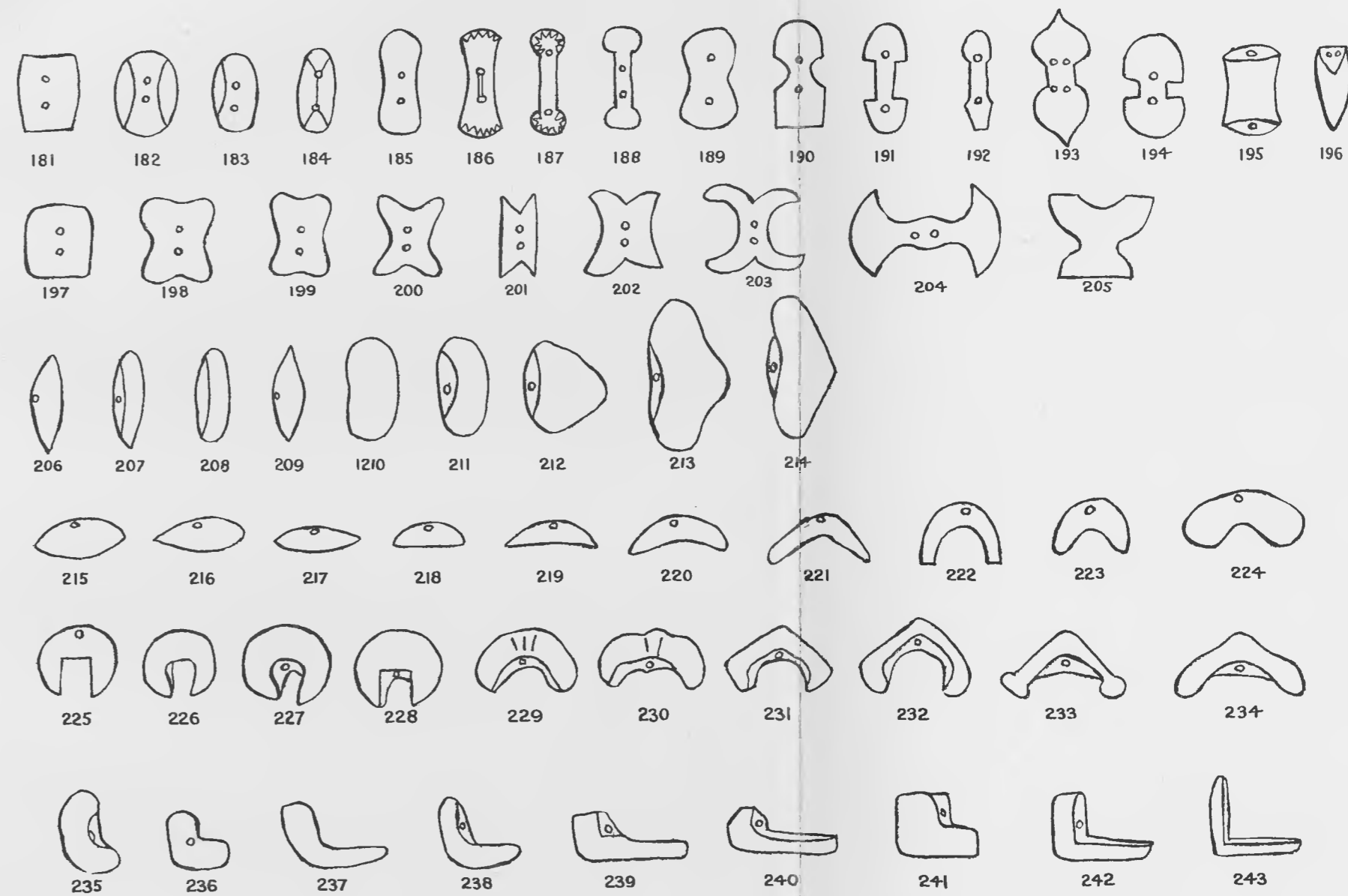


FIG. 207. GORGET, LUNATE, WINGED AND OTHER FORMS
(See page 206)

has not been found practicable to do this. I have presented quite a number which may seem to be duplicates, but they will serve to impress on readers the great numbers of these things, the care with which they have been fashioned, and their wide distribution in a given area.

The advantage of a large single folder lies in the fact that by assembling all of them on one sheet, one may be able to indicate by arrows how one type merges into another. Since the grouping depends largely on the personal equation, I have left that to readers and students who may re-group these things according to their fancy.

Some of the outlines do not correctly convey the object; for instance, under the term "spatulate" (the spade or spud-shaped) some observers might classify the gorgets having the expanded, rounded base. I use the term "spatulate" to represent a totally different object. (See pages 140 to 156). This will also apply to other forms, which may be incorrectly grouped by those students who have not examined a large number. In assembling these thousands of objects for study, it has been a physical impossibility for the author of this book to do all of the work personally, and many of the tables have been prepared by persons who have aided him. This being the case, he cannot be absolutely certain that some errors have not crept in, yet in the main, it is safe to assume that most of the outlines are correct, although some of them are not quite as even or as symmetrical as the originals.

In the six plans there are many unusual forms and had such not been found by Moore, Mills, Brown, Heye, Parker or others, the genuineness of some of them might be open to question. Eliminating all that might by any possibility be made by white men with intention to deceive, there are at least 390 of the outlines that present forms found on village sites and in mounds or graves.

BRIEF DESCRIPTION OF THE MAPS

FIG. 202. In this the true centre, or heart, of the ornamental-problematical area is marked with letter "I". "J" is even more restricted and contains all the forms, and the bilunate and geniculate forms do not extend outside. Some of the observers might consider the area marked "J" as the true heart. It may be, but I have thought best to include a little more. In this figure the most widely distributed (ovate forms) and the least distributed (geniculate) are shown.

FIG. 203. In this I show the distribution of the winged or bipennate forms, pick-shaped and spatulate. It will be observed that the spatulate forms (formerly called "spuds") do not enter Ohio, but are curiously




FIG. 208. BIPENNATE AND COMPLICATED FORMS
(See page 266)

distributed throughout an area narrow east and west, but at least a thousand kilometers in length north and south. The lines of all the maps are extended considerably into Canada. This was for convenience in lettering. It should be remembered that none of these forms (except the ovate) are numerous north of a line drawn between Quebec and Lake Superior.

FIG. 204. This presents tubes, highly specialized forms and bird-stones. The distribution of the bicaves or discoidals is not shown. They lie within an area bounded as follows: New Orleans to St. Louis, thence to Cincinnati, to Frankfort, Kentucky, to near the head of the Tennessee River and thence southwest to New Orleans.

BRIEF DESCRIPTION OF THE OUTLINES

Beginning with Fig. 205 and continuing through Fig. 210, I present six sheets of outlines.

Outlines 1 to 28 indicate either unperforated pendants or simple ovate forms. All these objects have flat surfaces, whether perforated or not.

Outlines 29 to 46 are the ovate and rectangular small pendants or ornaments.

Outlines 46 to 94 are flat-surface (laminae) gorgets, etc.

Outlines 95 to 111 are forms of plummets and also one or two pendants which hardly belong in the plummets class.

Outlines 111 to 124 are more specialized gorgets.

Outlines 125 to 133 present some of the spatulate forms. These are better shown in Chapter XIV.

Outlines 133 to 180 are double and triple perforated ornaments and tablets (see p. 30).

Outlines 182 to 196 are ridged gorgets and complicated forms. Now and then one or two have been included which possibly do not belong in this class, notably outline 195.

Outlines 197 to 200 are of the tablet class which contracts, or becomes concave increasingly until we reach the bilunate shown in Outline 203.

Outline 206 begins with the pick-shaped, perforated in centre and which becomes the winged stone of the forms shown in 213 or 214.

Outlines 215 to 224 present a series beginning with the pick form and ending in the crescent.

Outlines 225 to 234 exhibit specialized forms of the crescent, gradually changing and ending in crescent arms which are expanded at the ends.

Outlines 235 to 243 are "L" shaped or geniculate forms.

Outlines 244 to 257 include specialized forms.

Outlines 258 to 305 are various forms of winged stones or bipennate, illustrating many variations.

Outlines 306 to 315 indicate that a series may be arranged beginning with the thick oval pebble, including some plummets and ending in the curious forms shown in Outlines 313, 314 and 315, which have been explained in Chapter VIII.

Outlines 316 to 332 show small pendants or ear-rings.

Outlines 340 to 351 are various boat-stones placed at different angles.

Outlines 354 to 364, different odd forms scarcely types but chiefly ridged.

Outlines 365 to 374 present bar-amulets.

Outlines 375 to 407 show tubes.

Scattered through all these six figures are some objects representing the individual fancy, rather than types, although most of the outlines are of fixed types.

Major J. W. Powell's linguistic map was published in 1885, and has since been republished in somewhat revised form in the *Handbook of American Indians*. It was first thought possible to make use of this map as a base on which to enter the distribution of problematical forms throughout the United States. A comparison between my three maps presented in 202, 203 and 204, and the linguistic map published in the *Handbook of American Indians* is sufficient to explain to readers just why Powell's map was omitted. Practically all of the ornamental-problematical stones were found in Algonkin, Iroquoian and Muskhogean territories. There is an overlapping of the ovate and gorget in Siouan and other regions. If these forms covered the entire United States, it would be quite proper to place them on a linguistic map, but since the area of distribution is confined to three or four stocks, it is hardly necessary.

In order to make certain that the map is now generally accepted by ethnologists and others much more competent than myself to pass upon these matters, I addressed twenty letters to gentlemen who are specially interested in the study of Indian languages, and customs, and asked them for a frank expression as to whether Major Powell's map was accurate. The purpose of this book was explained to them, and the reason why I desired their opinions as to the advisability of making use of that which has stood for many years as our only complete linguistic map. With one or two exceptions, all of these persons very kindly replied to my request. There were no criticisms of consequence to Major Powell's map, and the few exceptions offered dealt with tribes of the Pacific Coast. The linguistic map may, therefore, be properly omitted. The three maps presented in Figs. 202, 203 and 204 do not include the Far West as will be observed. Very few if any of the ornamental-problematical forms are found on the Pacific Coast. For this reason I have not presented a map of that region, and have practically eliminated it from this book, although there are here and there a few references to the presence of ear-rings, charms,



FIG. 211. (S. 2-3.) Boat-stone and lunate form. Found in Connecticut Valley. Albert C. Bates, Hartford, Connecticut.

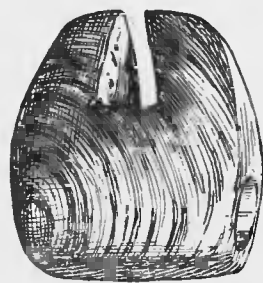


FIG. 212. (S. 1-1.) Unclassified problematical form, of banded slate. Found in New York State. Collection of Smithsonian Institution, Washington, D. C.

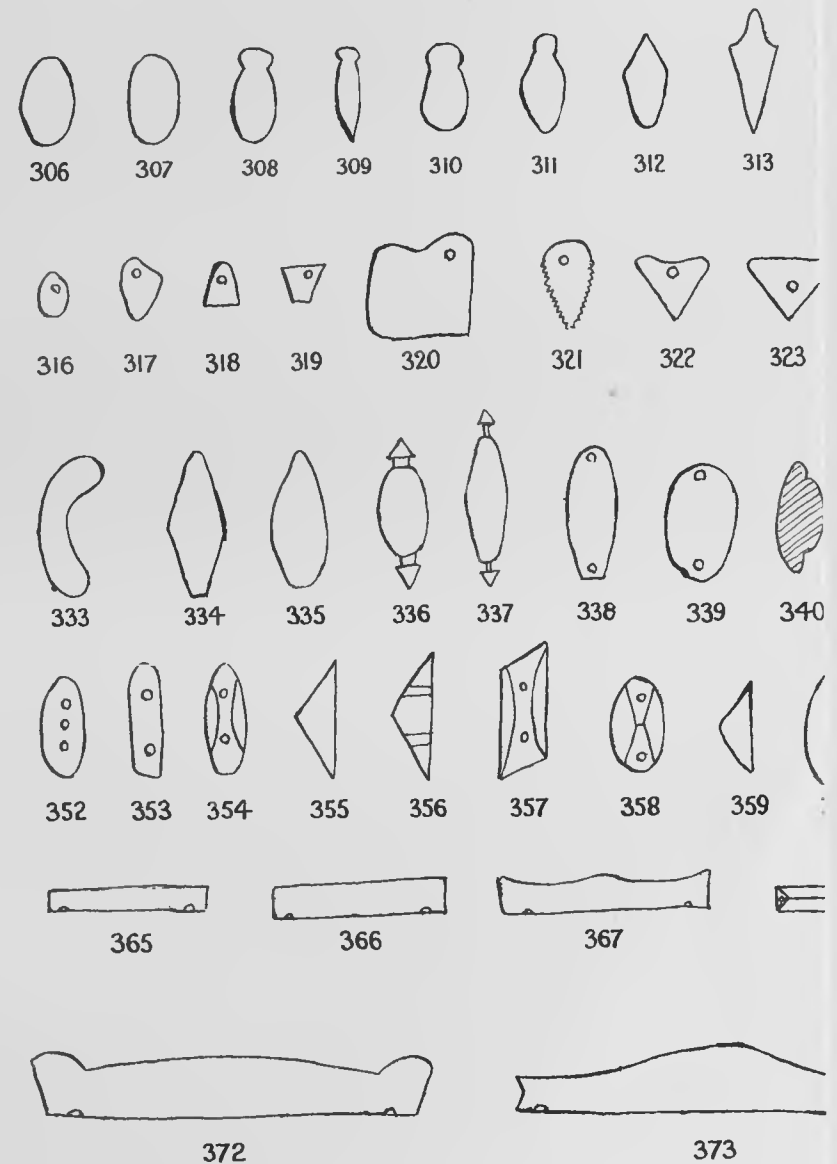


FIG. 209. PLUMMETS, PI

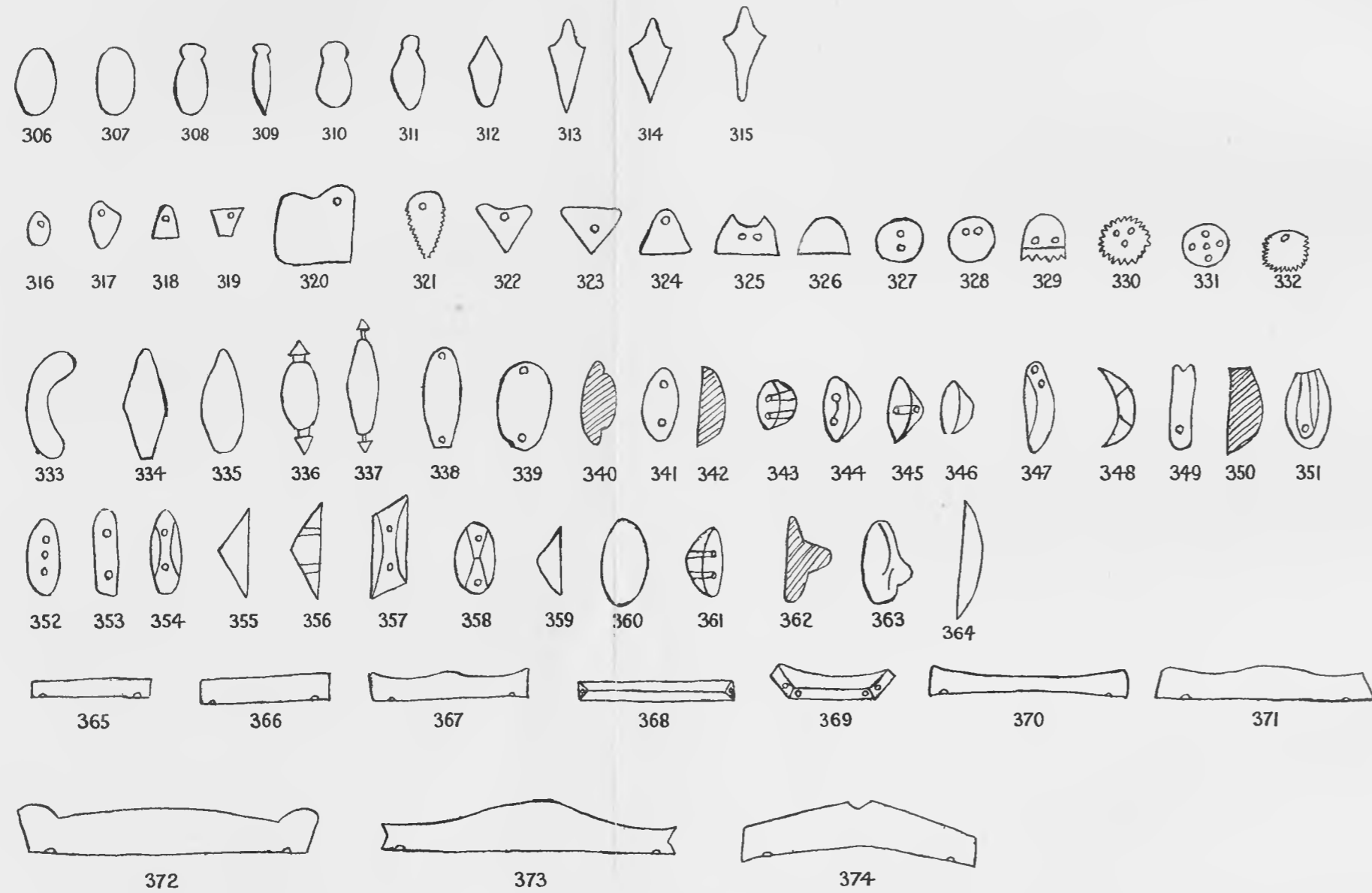


FIG. 209. PLUMMETS, PENDANTS, COMPLICATED AND BAR FORMS
(See page 267)

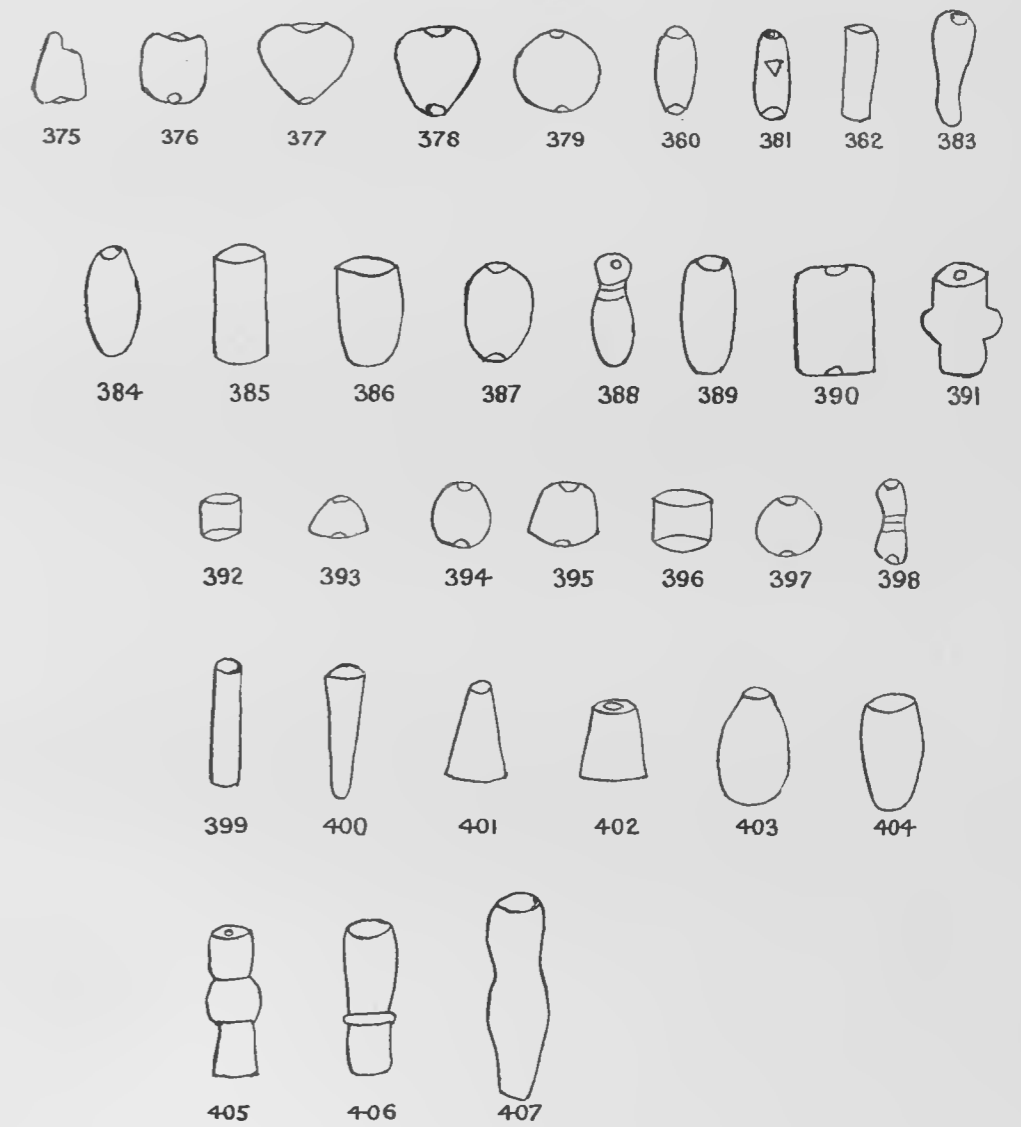


FIG. 210. VARIATIONS IN TUBES
(See page 267)

or other stones ornamental in character. Of course, there are great quantities of plummet-shaped stones on our western Coast.

It was impossible for Major Powell in his map to establish exact boundaries with reference to our Indian tribes. It is equally true that we cannot bound the distribution of these forms. I have, therefore, thought it inadvisable to extend a line two hundred or three hundred kilometers South or West of where certain forms have been found, merely because a few objects of that particular type or form occur at a distance. In brief, the lines indicate the distribution of the greater numbers in a certain form, and should not be extended further because three or four forms have been reported. The presence of these few exotic forms should not change our lines marking geographical distribution. In this connection I wish to mention a section of the country where I lived a number of years and did considerable work.

In Greene and Pickaway and Ross counties, Ohio, were located villages of the Shawano Indians in historic times. Situated within two or three hundred meters of the Ross County village were several large earth mounds. The mounds, as well as the graves of the Shawano, have been carefully examined and the two cultures are quite different. For aught we know, many of the historic sites may have been occupied by previous villages of the same or different cultures. It is reasonable to suppose that two Indian tribes at different times would locate their camp in a most favorable spot on a given river. We know that the Indians chose wisely, for many of our most prosperous and attractive towns and cities are located on the exact spots previously occupied by Indian encampments. Objects from one site may, therefore, represent two cultures. This is a subject which should be carefully investigated at some future time.

Major Powell's map shows with sufficient accuracy the location of the various Indian tribes with reference to their speech.



In following the Major's plans I first thought to enter on the maps a large number of letters or numbers. This would necessitate the preparation of a rather extensive key, and in view of the pioneer character of this book, it was thought best to indicate the boundaries by lines. To place all of these on one sheet might cause confusion, hence the use of three maps.

The students who examine these maps might say that because all of these objects were found in Algonkin, Iroquoian and Muskhogean territory, they are therefore confined to three stocks. Beyond question these three stocks did make use of most of them, but judging from the concentration north of the Ohio River, and in that central belt which I have elsewhere called the "heart", it would seem that there these objects had their origin. Whether this is the stock from which the three linguistic families mentioned sprang, I shall leave to other and future investigators to decide.







CHAPTER XXIII. TABLES SHOWING DISTRIBUTION OF ORNAMENTAL-PROBLEMATICAL FORMS

The preliminary tables were made by Dr. Fred H. Stearns of the Peabody Museum, and I hereby express appreciation of his labors.

It will be observed in the following pages of general tables made by Mr. Heman Fay, that there are four thousand, five hundred and twenty-two objects owned by more than one hundred museums and individuals. Mr. Fay, under my direction, has succeeded in grouping according to types. The small illustration to the left gives approximately the outline of the specimen represented. There may be a few errors, since it was quite difficult to check up correctly all of these multitudinous forms and variations. In certain instances I have referred to the numbers given in the line drawings submitted in Chapter XXII. It is quite likely too that some of the specimens listed vary slightly from outlines presented. Yet, after making due allowances for slight variations, mistakes on the part of Mr. Fay, correspondents and myself, I feel confident that errors or variations will not affect the tables as a whole. Approximately they are correct.

	(W. C. Mills) Ohio State Arch. and Hist. Society, 15. (G. R. Fox) Nebraska State Hist. Society, Lincoln, Neb., 1. Mrs. M. C. Camp, Beebe, Ark., 1. F. E. Coleman, Pasadena, Cal. (found in North Dakota), 1. F. N. Godfrey, Oldtown, Me., 1. W. McIntosh, St. John, N. B., 2. J. W. Phillips, Hailey, Mo., 2. A. G. Rogers, Parker, Ind., 1. Edna Slaughter, Crystal Run, N. Y., 1. G. J. Sauermann, Crown Point, Ind., 1.	— Total 26
	Christopher Wrenn, Plymouth, Pa., 4. Paul S. Tooker, Westfield, N. J., 1. J. D. Taylor, Bristol, Tenn., 1. O. W. Hayes, Allenton, Ill., 1. (W. C. Mills) Ohio State Arch. and Hist. Society, 3. Alabama State Dept. Archives and History, Montgomery, Ala., 20. P. A. Brannon, Montgomery, Ala., 4. Mrs. M. C. Camp, Beebe, Ark., 1. J. C. Dean, Ripley, N. Y. (found in Erie County, Pa.), 1. F. S. Fish, Farrell, Pa., 3. F. N. Godfrey, Oldtown, Me., 2.	

DISTRIBUTION OF FORMS

	W. McIntosh, St. John, N. B., 2. J. W. Phillips, Hailey, Mo., 2.	— Total 45
	J. D. Taylor, Bristol, Tenn., 1. J. G. Branegan, Philadelphia, Pa., 1.	— Total 2
	A. C. Riebel, Arbela, Mo., 1. (W. C. Mills) Ohio State Arch. and Hist. Society, 20. Peabody Museum, Salem, Mass., 1. W. H. Baner, Honeoye Falls, N. Y., 1. Mrs. M. C. Camp, Beebe, Ark., 2. R. F. Pettit, Albuquerque, N. M., 1. Edna Slaughter, Crystal Run, N. Y., 2. J. H. Zimstein, Rock Island, Tex., 1. Willard Yager, Oneonta, N. Y., 1.	— Total 30
	(W. A. Lowe), Massillon, Ohio, 1. (G. R. Fox) Nebraska State Hist. Society, Lincoln, Neb., 2. R. F. Pettit, Albuquerque, N. M., 2. W. S. Carpenter, New London, Ohio, 1.	— Total 6
	C. H. Burroughs, Detroit Museum of Art, Detroit, Mich., 2. A. W. Gimbi, McAdoo, Pa., 2. (W. C. Mills) Ohio State Arch. and Hist. Society, 4. H. E. Buck, Delaware, Ohio, 1. State House, Montpelier, Vt., 1. J. S. Cawley, Somerville, N. J., 2. J. M. Floor, Petersburg, O., 1. A. G. Rogers, Parker, Ind., 1. University of Vermont, Burlington, Vt., 1.	— Total 15
	Wyoming Historical and Geological Society, Wilkesbarre, Pa., 1.	— Total 1
	B. Beasley, Montgomery, Ala., 11. See outline 334 in Fig. 209	— Total 11

STONE ORNAMENTS



- Buffalo Historical Society, Buffalo, N. Y., 2.
 Christopher Wren, Plymouth, Pa., 1.
 J. D. Taylor, Bristol, Tenn., 1.
 W. A. Lowe, Massillon, Ohio, 1.
 W. Wilkinson, Fountaintown, Ind., 1.
 (W. C. Mills) Ohio State Arch. and Hist. Society, 3.
 W. McIntosh, St. John, N. B., 5.
 University of Vermont, Burlington, Vt., 1.
 Peabody Museum, Cambridge, Mass., 1.
 Museum of American Indian, Heye Foundation, N. Y., 1.
 — Total 17



- W. M. Alexander, Louisville, N. Y., 1.
 Mrs. J. W. Murray, Athens, Pa., 1.
 — Total 2



- Henry Wadsworth, Glencoe, Minn., 1.
 C. H. Burroughs, Detroit, Mich., 1.
 W. M. Alexander, Louisville, N. Y., 1.
 W. A. Lowe, Massillon, O., 1.
 (W. C. Mills) Ohio State Arch. and Hist. Society, 25.
 Mattatuck Historical Society, Waterbury, Conn., 1.
 (G. R. Fox) Nebraska State Hist. Society, Lincoln, Neb., 3.
 W. H. Banser, Honeoye Falls, N. Y., 3.
 H. E. Buck, Delaware, O., 1.
 State House, Montpelier, Vt., 1.
 Mrs. M. C. Camp, Beebe, Ark., 1.
 R. F. Pettit, Albuquerque, N. M., 1.
 Edna Slaughter, Crystal Run, N. Y., 1.
 I. M. Weiss, Vero, Fla., 1.
 J. H. Zunstein, Rock Island, Tex., 1.
 T. L. Bishop, Portlandville, N. Y. (found at Maryland, N. Y.), 1.
 W. A. Holmes, Chicago, Ill., 1.
 University of Vermont, Burlington, Vt., 1.
 Willard Yager, Oneonta, N. Y., 1.
 — Total 47



- A. C. Riebel, Arbela, Mo., 1.
 Museum of Geological Survey, Ottawa, Canada (found Wentworth Co., Ont.), 1.
 E. R. Ballard, Winona, Miss., 1.
 H. E. Buck, Delaware, O., 3.
 W. S. Carpenter, New London, O., 1.
 J. C. Dean, Ripley, N. Y. (found, Erie Co., Pa.), 1.
 A. A. Elchert, New Riegel, O. (found, Seneca Co., O.), 4.
 K. M. Hostetter, Minerva, O. (found near Minerva, O.), 1.
 C. S. Landridge, Albion, Mich., 1.

DISTRIBUTION OF FORMS

- A. L. Pritchard, Fremont, O. (found, Medina Co., O.), 1.
 A. G. Rogers, Parker, Ind., 1.
 J. See, Dimondale, Mich., 1.
 F. A. Stengel, Marion, O., 1.
 W. L. Waters, Godfrey, Ill., 1.
 I. M. Weills, Vero, Fla., 1.
 H. Wadsworth, Glencoe, Minn., 2.
 Mrs. H. V. A. McMurray, Washington, D. C., 1.
 E. L. Renno, St. Charles, Mo., 1.
 W. Wilkinson, Fountaintown, Ind., 1.
 (W. C. Mills) Ohio State Arch. and Hist. Society, 4.
 Mattatuck Hist. Society, Waterbury, Conn., 1.
 (G. R. Fox) Nebraska State Hist. Society, Lincoln, Neb., 1.
 Mrs. M. C. Camp, Beebe, Ark., 2.
 J. S. Cawley, Somerville, N. J., 4.
 F. E. Coleman, Pasadena, Cal. (found, Lyons, Tex.), 1.
 T. F. Craig, Velpen, Ind., 1.
 J. W. Saunders, Camden, Tenn., 1.
 G. E. Morris, Somerville, N. J., 4.
 — Total 44



- W. L. Waters, Godfrey, Ill. (one found in Virginia, one found in Jersey Co., Ill.), 2.
 C. S. Brown, University of Mississippi, 1.
 — Total 3



- New York State Museum, Albany, N. Y., 2.
 D. O. Brewster, Massachusetts Normal Art School, Boston, Mass., 1.
 W. M. Alexander, Louisville, N. Y., 2.
 W. Wilkinson, Fountaintown, Ind., 3.
 W. H. Banser, Honeoye Falls, N. Y., 1.
 State House, Montpelier, Vt., 1.
 Mrs. M. C. Camp, Beebe, Ark., 1.
 T. F. Craig, Velpen, Ind., 1.
 E. Orr, Waukon, Iowa, 1.
 A. S. Purchase, Syracuse, N. Y., 1.
 Townsend S. Bishop, Portlandville, N. Y., 1.
 Museum of the American Indian, Heye Foundation, N. Y., 2.
 — Total 17



- New York State Museum, Albany, N. Y., 2.
 W. Bisel, Charlotte, Mich., 1.
 Mrs. M. C. Camp, Beebe, Ark., 2.

STONE ORNAMENTS

J. S. Cawley, Somerville, N. J., 1.
 W. McIntosh, St. John, N. B., 5.
 G. E. Morris, Somerville, N. J., 1.
 Townsend S. Bishop, Portlandville, N. Y., 1.
 Christopher Wren, Plymouth, Pa., 1. — Total 14



Cass Co., Neb., 1.
 Lancaster Co., Neb., 1.
 T. C. Clark, Brilliant, O., 1.
 (W. C. Mills) Ohio State Arch. and Hist. Society, 15.
 W. H. Banser, Honeoye Falls, N. Y., 2.
 E. E. Bailey, Little Rapids, Wis., 1.
 H. E. Buck, Delaware, O., 1.
 C. C. Coffin, Bridgeport, Conn. (found, Monterey, Cal.), 1.
 F. E. Coleman, Pasadena, Cal. (found, St. Joseph Co., Mich.), 1.
 A. A. Elchert, New Riegel, O., 1.
 L. Falge, Manitowoc, Wis., 2.
 W. McIntosh, St. John, N. B., 4.
 A. S. Purchase, Syracuse, N. Y., 1.
 I. M. Weiss, Vero, Fla., 1.
 W. M. Alexander, Louisville, N. Y., 3.
 J. D. Taylor, Bristol, Tenn., 1.
 E. L. Renno, St. Charles, Mo., 1.
 F. N. Godfrey, Oldtown, Me., 2.
 J. W. Phillips, Hailey, Mo., 1. — Total 41



Summit Co., Ohio, 1.
 (W. C. Mills) Ohio State Arch. and Hist. Society, 10.
 H. E. Buck, Delaware, O., 1.
 Museum of the American Indian, Heye Foundation, N. Y., 1. — Total 13



W. A. Lowe, Massillon, O., 1.
 (W. C. Mills) Ohio State Arch. and Hist. Society, 5.
 H. E. Buck, Delaware, O., 1.
 W. S. Carpenter, New London, O., 1.
 C. C. Coffin, Bridgeport, Conn., 1.
 A. A. Elchert, New Riegel, O. (found, Seneca Co., O.), 1.
 B. H. Lawson, Mattoon, Ill., 1. — Total 11



A. D. Hole, Earlham Coll., Richmond, Ind., 1.
 Willard Yager, Oneonta, N. Y., 1. — Total 2

DISTRIBUTION OF FORMS



(W. C. Mills) Ohio State Arch. and Hist. Society, 5.
 Public Museum of Milwaukee, Wis., 1. — Total 6



(W. C. Mills) Ohio State Arch. and Hist. Society, 5.
 P. A. Brannon, Montgomery, Ala., 2.
 H. E. Buck, Delaware, O., 1.
 A. A. Elchert, New Riegel, O., 1.
 Beloit College, Beloit, Wis., 1. — Total 10



A. D. Hole, Earlham College, Richmond, Ind., 1. — Total 1



H. Wadsworth, Glencoe, Minn., 1.
 J. D. Taylor, Bristol, Tenn., 1.
 (W. C. Mills) Ohio State Arch. and Hist. Society, 5.
 E. E. Bailey, Little Rapids, Wis., 1.
 H. E. Buck, Delaware, O., 1.
 W. McIntosh, St. John, N. B., 1.
 H. M. Braun, East St. Louis, Ill., 1. — Total 11



H. Wadsworth, Glencoe, Minn., 4.
 George P. Donehoo (found in Snyder Co., Pa.), 1.
 T. C. Clark, Brilliant, O., 1.
 (W. C. Mills) Ohio State Arch. and Hist. Society, 1.
 P. A. Brannon, Montgomery, Ala., 3.
 F. S. Fish, Farrell, Pa., 1.
 W. S. Carpenter, New London, O., 1.
 A. A. Elchert, New Riegel, O., 1. — Total 13

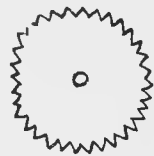


H. Wadsworth, Glencoe, Minn., 2.
 W. H. Banser, Honeoye Falls, N. Y., 1.
 Mrs. M. C. Camp, Beebe, Ark., 1. — Total 4

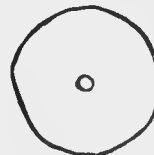


J. D. Taylor, Bristol, Tenn., 1.
 (W. C. Mills) Ohio State Arch. and Hist. Society, 8.
 A. D. Hole, Earlham Coll., Richmond, Ind., 2.
 Mrs. M. C. Camp, Beebe, Ark., 1.
 J. A. Rayner, Piqua, O., 1. — Total 13

STONE ORNAMENTS



- D. O. Brewster, Massachusetts Normal Art School, Boston, 1.
 Peabody Museum, Salem, Mass., 1.
 J. L. Baer, Delta, Pa., 1.
 C. C. Coffin, Bridgeport, Conn. (found, Palo Alto, Cal.), 1.
 — Total 4



- Museum of the American Indian, Heye Foundation, N. Y., 1.
 R. E. Dodge, Santa Cruz, Cal., 1.
 Mrs. H. V. A. McMurray, Washington, D. C., 1.
 J. D. Taylor, Bristol, Tenn., 3.
 E. H. Barbour, Lincoln, Neb., 1.
 Ernest Shoemaker, Brooklyn, N. Y., 1.
 J. N. Cressy, Harpursville, N. Y., 3.
 T. C. Clark, Brilliant, O., 1.
 R. F. Pettit, Albuquerque, N. M., 2.
 H. L. Johnson, Clarksville, Tenn., 8.
 I. B. Amos, Bushnell, Ill. (found, Schuyler Co., Ill.), 1.
 W. H. Banser, Honeoye Falls, N. Y., 1.
 H. E. Buck, Delaware, O., 1.
 Mrs. M. C. Camp, Beebe, Ark., 1.
 C. G. Broughton, Marblehead, Mass., 1.
 C. C. Coffin, Bridgeport, Conn. (found, Santa Cruz, Ariz.), 1.
 G. P. Coleman, Williamsburg, Va., 4.
 R. W. Emerson, Bridgeton, N. J., 1.
 C. A. Hine, Akron, O., 1.
 J. A. Humphreys, Birmingham, Ala., 1.
 W. P. Lewis, Phillipsburg, N. J., 1.
 Mrs. L. W. Murray, Athens, Pa., 1.
 Maine Historical Society, 1.
 R. F. Pettit, Albuquerque, N. M., 1.
 Edna Slaughter, Crystal Run, N. Y., 1.
 T. L. Bishop, Portlandville, N. Y., 3.
 C. B. Moore, Lake County, Fla., 1.
 C. B. Moore, West Coast, Fla., 1.
 Museum of the American Indian, Heye Foundation, N. Y., 1.
 — Total 46



- C. H. Burroughs, Detroit Museum of Art, Detroit, Mich., 1.
 A. W. Gimbi, McAdoo, Pa., 1.
 (W. C. Mills) Ohio State Arch. and Hist. Society, 6.
 Peabody Museum, Salem, Mass., 1.
 J. A. Branegan, Philadelphia, Pa., 1.
 State Department of Archives and History, Montgomery, Ala., 1.
 Townsend L. Bishop, Portlandville, N. Y., 1.
 — Total 12

DISTRIBUTION OF FORMS

Outline 31



- Willard E. Yager, Oneonta, N. Y., 6.
 — Total 6
 A. C. Riebel, Arbela, Mo., 1.
 Museum of Geological Survey, Ottawa, Canada, 1.
 F. Finger, Marissa, Ill., 1.
 W. H. Kennedy, Losantville, Ind., 1.
 W. L. Waters, Godfrey, Ill., 1.
 C. B. Moore, Arkansas County, Ark., 1.
 — Total 6



- J. D. Taylor, Bristol, Tenn., 1.
 E. L. Renno, St. Charles, Mo., 1.
 (W. C. Mills) Ohio State Arch. and Hist. Society, 6.
 Museum of Geological Survey, Ottawa, Canada, 1.
 G. P. Coleman, Williamsburg, Va., 4.
 W. H. Kennedy, Losantville, Ind., 1.
 C. A. North, Middlefield, N. Y., 1.
 C. B. Moore, Arkansas Co., Ark., 3.
 J. A. Rayner, Miami Co., O., 1.
 C. B. Moore, Mill Cove, Fla., 1.
 — Total 20



- R. F. Pettit, Albuquerque, N. M., 1.
 Townsend L. Bishop, Portlandville, N. Y., 1.
 Albert L. Addis, Albion, Ind., 1.
 A. C. Riebel, Arbela, Mo., 1.
 O. W. Hayes, Allenton, Ill., 1.
 (W. C. Mills) Ohio State Arch. and Hist. Society, 6.
 Museum of Geological Survey, Ottawa, Canada, 2.
 (G. R. Fox) Nebraska State Hist. Society, 2.
 I. B. Amos, Bushnell, Ill. (found, Crockett Co., Tenn.), 1.
 H. E. Buck, Delaware, O., 6.
 Wyoming Historical and Geological Society, Wilksbarre Pa., 1.
 Museum of the American Indian, Heye Foundation, New York, 1.
 H. F. Schultz, Chicago, Ill., 1.
 Museum of Geological Survey, Ottawa, Canada, 7.
 Peabody Museum, Salem, Mass., 1.
 W. S. Carpenter, New London, O., 1.
 H. E. Cole, Baraboo, Wis., 1.
 F. E. Coleman, Pasadena, Cal., 1.
 A. A. Elchert, New Riegel O., 10.
 L. O. Harris, Lebanon, O., 1.
 J. Henderson, University of Col., Boulder, Col., 1.
 C. A. Hine, Akron, O., 2.
 K. M. Hostetter, Minerva, O., 1.
 W. H. Kennedy, Losantville, Ind., 1.
 C. Kobert, Lebanon, Ky., 1.
 — Total 53

STONE ORNAMENTS

- Outline 33 R. D. Wainwright, Roanoke, Va. (found near East Bend, N. C.), 1.
 Museum of Geological Survey, Ottawa, Canada, 1.
 Peabody Museum, Salem, Mass., 5.
 I. B. Amos, Bushnell, Ill. (found, Brown Co., O.), 1.
 H. E. Buck, Delaware, O., 3.
 H. L. O'Brien, Brooklyn, N. Y., 1.
 Academy Natural Science, 1. — Total 13

- Outline 34 Willard Yager, Oneonta, N. Y., 1. — Total 1



- A. C. Riebel, Arbcla, Mo., 1.
 (G. R. Fox) Nebraska State Hist. Society, Lincoln, Neb. (found, Union Co., Ohio), 1. — Total 2



- H. A. Link, Waterloo, Ind., 1.
 E. L. Renno, St. Charles, Mo., 1.
 T. C. Clark, Brilliant, O., 1.
 (W. C. Mills) Ohio State Arch. and Hist. Society, 7.
 Peabody Museum, Salem, Mass., 1.
 J. M. Floor, Petersburg, O., 2.
 F. N. Godfrey, Oldtown, Me., 2.
 G. R. Moore, Janesville, Wis., 1.
 W. McIntosh, St. John, N. B., 1.
 W. L. Waters, Godfrey, Ill., 1.
 Peabody Museum, Cambridge, Mass., 1.
 Willard Yager, Oneonta, N. Y., 1.
 Museum of the American Indian, Heye Foundation, N. Y., 1. — Total 21

- Outline 40 Willard Yager, Oneonta, N. Y., 2. — Total 2



- G. W. Racey, Shawanee, Tenn., 1.
 Ernest Shoemaker, Brooklyn, N. Y., 1.
 W. T. Fenton, Conewango Valley, N. Y., 1.
 Museum of Geological Survey, Ottawa, Canada, 5.
 J. L. Baer, Delta, Pa., 1.
 J. A. Branegan, Philadelphia, Pa., 1.
 A. A. Elchert, New Riegel, O., 1.
 C. B. Moore, Norwalk Landing, Fla., 1.
 University of Vermont, Burlington, Vt., 1. — Total 13

DISTRIBUTION OF FORMS



- New York State Museum, Albany, N. Y., 12.
 Museum of the American Indian, Heye Foundation, N. Y., 1.
 (W. C. Mills) Ohio State Arch. and Hist. Society, 7.
 Peabody Museum, Salem, Mass., 1.
 L. Falge, Manitowoc, Wis., 1.
 B. E. Wise, Jonesville, Mich., 1.
 Public Museum of Milwaukee, Wis., 1.
 Townsend L. Bishop, Westville, Otsego Co., N. Y., 1.
 William Wilkinson, Fountaintown, Ind., 1.
 Museum of Geological Survey, Ottawa, Canada, 2.
 H. E. Buck, Delaware, O., 2.
 State House, Montpelier, Vt., 1.
 C. A. Hine, Akron, O., 1.
 A. G. Rogers, Parker, Ind., 2. — Total 34



- New York State Museum, Albany, N. Y., 1.
 D. R. Fulton, Muncie, Ind., 1.
 W. H. Kennedy, Losantville, Ind., 1. — Total 3



- Museum of the American Indian, Heye Foundation, N. Y., 1.
 Museum of Geological Survey, Ottawa, Canada, 1.
 C. C. Coffin, Bridgeport, Conn., 1.
 Public Museum of Milwaukee, Wis., 1. — Total 4



- Willard Yager, Oneonta, N. Y., 1.
 C. H. Burroughs, Detroit, Mich., 1.
 Mattatuck Historical Society, Waterbury, Conn., 1.
 (G. R. Fox) Nebraska State Historical Society, Lincoln, Neb. (found, Union Co., O.), 1.
 H. E. Buck, Delaware, O., 1.
 C. A. Hine, Akron, O., 1.
 V. V. Robinson, Schuyler, Neb., 1. — Total 7

- Outline 140 Wyoming Historical and Geological Society, Wilkesbarre, Pa., 1. — Total 1



- Buffalo Historical Society, Buffalo, N. Y., 7.
 H. F. Schultz, Chicago, Ill., 1.
 R. E. Dodge, Santa Cruz, Cal., 1.
 C. W. Manktelow, Cadillac, Mich., 1.
 J. M. Schlegel, Reading, Pa., 1.
 (W. C. Mills) Ohio State Arch. and Hist. Society, 7.
 Museum of Geological Survey, Ottawa, Canada, 2.
 H. E. Buck, Delaware, O., 2.

STONE ORNAMENTS

- H. E. Buck, Delaware, O. (notched on edge all around), 1.
 Mrs. M. C. Camp, Beebe, Ark., 1.
 H. E. Cole, Baraboo, Wis., 1.
 A. A. Elchert, New Riegel, O., 1.
 F. S. Fish, Farrell, Pa., 1.
 C. A. Hine, Akron, O., 1.
 J. A. Humphreys, Birmingham, Ala., 2.
 W. H. Kennedy, Losantville, Ind. (found, Delaware Co., Ind.), 1.
 A. L. Pritchard, Fremont, O., 2.
 J. M. Lawson, Mattoon, Ill., 1.
 Albert L. Addis, Albion, Ind., 1.
 Peabody Museum, Cambridge, Mass., 1.
 Museum of the American Indian, Heye Foundation, N. Y., 22.
 — Total 58



- Buffalo Historical Society, Buffalo, N. Y., 1.
 Museum of the American Indian, Heye Foundation, N. Y., 14.
 E. H. Barbour, Lincoln, Neb., 1.
 Ernest Shoemaker, Brooklyn, N. Y., 1.
 W. T. Fenton, Conewango Valley, N. Y., 1.
 Museum of Geological Survey, Ottawa, Canada, 5.
 (G. R. Fox) Nebraska State Hist. Society, Lincoln, Neb., 1.
 J. L. Baer, Delta, Pa., 1.
 H. E. Buck, Delaware, O., 4.
 A. A. Elchert, New Riegel, O. (found, Seneca Co., O.), 3.
 Clarence B. Moore, McKee Island, Ala., 3.
 Clarence B. Moore, St. Johns River, Fla., 1.
 L. Falge, Manitowoc, Wis., 3.
 J. M. Forney, Bird's Run, O., 1.
 K. M. Hostetter, Minerva, O., 1.
 E. Test, Lafayette, Ind. (one found Michigan, one found Indiana), 2.
 C. A. North, Middlefield, N. Y., 1.
 A. L. Pritchard, Fremont, O., 1.
 A. G. Rogers, Parker, Ind., 1.
 T. L. Bishop, Portlandville, N. Y., 1.
 Albert L. Addis, Albion, Ind., 2.
 H. M. Braun, East St. Louis, Ill., 1.
 Willard Yager, Oneonta, N. Y., 1.
 Christopher Wren, Plymouth, Pa., 1.
 W. A. Lowe, Massillon, O., 1.
 E. L. Renno, St. Charles, Mo., 2.
 Peabody Museum, Salem, Mass., 1.
 J. See, Dimondale, Mich., 1.
 L. B. Ogden, Penn Yan, N. Y., 1.
 — Total 58

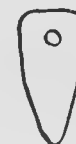
DISTRIBUTION OF FORMS



- R. E. Dodge, Santa Cruz, Cal., 1.
 American Museum of Natural History, N. Y., 1.
 H. E. Buck, Delaware, O., 1.
 G. P. Coleman, Williamsburg, Va., 1.
 — Total 4



- W. L. Waters, Godfrey, Ill., 1.
 — Total 1



- A. L. Pritchard, Fremont, O., 1.
 S. B. McQuown, Monmouth, Ill., 1.
 C. B. Moore, St. Johns River, Fla., 1.
 — Total 3



- State Museum of New York, Albany, N. Y., 2.
 Museum of Geological Survey, Ottawa, Canada, 1.
 Mrs. M. C. Camp, Beebe, Ark., 1.
 Public Museum of Milwaukee, Wis., 1.
 T. L. Bishop, Portlandville, N. Y., 1.
 — Total 6



Outline 58

- C. B. Moore, Ouachita Valley, Ark., 2.
 — Total 2

- M. N. Brown, Hershey, Pa., 1.
 H. A. Link, Waterloo, Ind., 1.
 E. H. Barbour, Lincoln, Neb., 1.
 E. L. Renno, St. Charles, Mo., 2.
 T. C. Clark, Brilliant, O., 1.
 (W. C. Mills) Ohio State Arch. and Hist. Society, 7.
 H. E. Buck, Delaware, O., 2.
 A. A. Elchert, New Riegel, O., 8.
 W. McIntosh, St. John, N. B., 1.
 A. L. Pritchard, Fremont, O., 1.
 C. B. Moore, Ark., 1.
 — Total 26



- New York State Museum, Albany, N. Y., 4.
 Christopher Wren, Plymouth, Pa., 1.
 Museum of the American Indian, Heye Foundation, N. Y., 3.
 Clyde Burroughs, Detroit Museum of Art, Detroit, Mich., 1.
 M. N. Brown, Hershey, Pa., 1.

STONE ORNAMENTS

- H. A. Link, Waterloo, Ind., 1.
 Mrs. H. V. A. McMurray, Washington, D. C., 1.
 G. W. Racey, Shawanee, Tenn., 1.
 E. L. Renno, St. Charles, Mo., 5.
 W. Wilkinson, Fountaintown, Ind., 1.
 T. C. Clarke, Brilliant, O., 1.
 A. Gerend, Cato, Wis., 1.
 A. W. Gimbi, McAdoo, Pa., 1.
 A. D. Hole, Earlham Coll., Richmond, Ind., 1.
 Museum of Geological Survey, Ottawa, Canada, 3.
 Peabody Museum, Salem, Mass., 1.
 I. B. Amos, Bushnell, Ill., 1.
 H. E. Buck, Delaware, O., 1.
 G. P. Coleman, Williamsburg, Va., 1.
 A. A. Elchert, New Riegel, O., 3.
 R. W. Emerson, Bridgeton, N. J., 1.
 F. S. Fish, Farrell, Pa., 1.
 M. G. Hill, Afton, N. Y., 1.
 A. L. Hess, Philadelphia, Pa., 3.
 W. H. Kennedy, Losantville, Ind., 1.
 C. S. Langridge, Albion, Mich., 4.
 Wyoming Historical and Geological Society, Wilkesbarre, Pa., 1.
 W. McIntosh, St. John, N. B., 1.
 A. C. Parker, Albany, N. Y., 20.
 J. D. Robertson, Holly, Mich., 1.
 V. V. Robinson, Schuyler, Neb., 1.
 A. G. Rogers, Parker, Ind., 5.
 Public Museum of Milwaukee, Wis., 3.
 Everhart Museum, Scranton, 1.
 C. B. Moore, Duval Co., Fla., 1.
 C. L. Baatz, Massillon, O., 1.
 J. A. Rayner, Piqua, O., 5.
 Peabody Museum, Cambridge, Mass., 1.
 Willard Yager, Oneonta, N. Y., 2.
 Museum of the American Indian, Heye Foundation, N. Y., 1.
 — Total 88

Outline 73

- E. O. Sugden, Orland, Maine, 1.
 W. T. Fenton, Conewango Valley, N. Y., 1.
 — Total 2



- Museum of Geological Survey, Ottawa, Canada, 2.
 Peabody Museum, Salem, Mass., 1.
 H. E. Buck, Delaware, O., 4.
 (J. Henderson) University of Colorado, Boulder, Col., 1.
 K. M. Hostetter, Minerva, O., 1.

DISTRIBUTION OF FORMS

- A. G. Rogers, Parker, Ind., 1.
 J. W. Flanders, Camden, Tenn., 1.
 — Total 11



- H. E. Buck, Delaware, Ohio, 3.
 W. S. Carpenter, New London, Ohio, 2.
 A. A. Elchert, New Riegel, Ohio, 2.
 F. N. Godfrey, Oldtown, Me., 1.
 R. F. Pettit, Albuquerque, N. M., 1.
 F. L. Bishop, Portlandville, N. Y., 1.
 Clyde Burroughs, Detroit Museum of Art, Detroit, Mich., 1.
 R. E. Dodge, Santa Cruz, Cal., 1.
 M. N. Brown, Hershey, Pa., 1.
 W. F. Fenton, Conewango Valley, N. Y., 1.
 (W. C. Mills) Ohio State Arch. and Hist. Society, 130.
 Museum of Geological Survey, Ottawa, Canada, 6.
 P. Esselborn, Portsmouth, O., 1.
 C. S. Harris, Bardolph, Ill., 1.
 C. A. Hine, Akron, O., 1.
 K. M. Hostetter, Minerva, O., 1.
 J. A. Humphreys, Birmingham, Ala., 1.
 W. H. Kennedy, Losantville, Ind., 1.
 C. S. Langridge, Albion, Mich., 1.
 Mrs. L. W. Murray, Athens, Pa., 1.
 G. R. Moore, Janesville, Wis., 1.
 A. G. Rogers, Parker, Ind., 2.
 P. L. Perkins, Sioux Falls, S. D., 1.
 Public Museum of Milwaukee, Wis., 4.
 E. F. Hassler, Byrdstown, Pa., 1.
 — Total 167



- New York State Museum, Albany, N. Y., 15.
 Museum of the American Indian, Heye Foundation, N. Y., 60.
 A. G. Gilliland, Philadelphia, Pa., 1.
 E. H. Barbour, Lincoln, Neb., 1.
 J. N. Cressy, Harpursville, N. Y., 1.
 W. R. Blackie, New York, N. Y., 1.
 A. D. Hole, Earlham Coll., Richmond, Ind., 1.
 Museum of Geological Survey, Ottawa, Canada, 5.
 L. H. Belson, Niles, Mich., 1.
 W. Bisel, Charlotte, Mich., 1.
 H. E. Buck, Delaware, O., 3.
 W. S. Carpenter, New London, O., 1.
 L. Falge, Manitowoc, Wis., 1.
 Albert L. Addis, Albion, Ind., 1.
 C. A. Hine, Akron, O., 1.
 K. M. Hostetter, Minerva, O., 1.

STONE ORNAMENTS

W. H. Kennedy, Losantville, Ind., 1.
 C. Kobert, Lebanon, Ky., 1.
 C. S. Langridge, Albion, Mich., 1.
 R. F. Pettit, Albuquerque, N. M., 1.
 A. G. Rogers, Parker, Ind., 1.
 Christopher Wren, Plymouth, Pa., 1. — Total 101



H. E. Buck, Delaware, O., 1.
 C. C. Coffin, Bridgeport, Conn. (found in Hardin Co., O.), 1.
 K. M. Hostetter, Minerva, O., 2.
 J. D. Robertson, Holly, Mich., 1.
 Peabody Museum, Cambridge, Mass., 1.
 Willard Yager, Oneonta, N. Y., 1.
 A. Gerend, Cato, Wis., 1.
 A. A. Elchert, New Riegel, O., 2.
 A. C. Parker, Albany, N. Y., 5.
 A. G. Rogers, Parker, Ind., 2. — Total 17



(W. C. Mills) Ohio State Arch. and Hist. Society, 82.
 A. D. Hole, Earlham Coll., Richmond, Ind., 1.
 Museum of Geological Survey, Ottawa, Canada, 1.
 D. L. Baer, Delta, Pa., 1.
 W. Bisel, Charlotte, Mich., 3.
 (J. Henderson) University of Colorado, Boulder, Col., 1.
 A. G. Rogers, Parker, Ind., 1.
 Public Museum of Milwaukee, Wis., 1.
 G. P. Coleman, Williamsburg, Va., 1.
 Albert L. Addis, Albion, Ind., 1.
 Wyoming Historical and Geological Society, Wilkesbarre, Pa., 1.
 Museum of the American Indian, Heye Foundation, New York, 8.
 C. H. Burroughs, Detroit, Mich., 2.
 M. N. Brown, Hershey, Pa., 1.
 Museum of Geological Survey, Ottawa, Canada, 3.
 E. E. Bailey, Little Rapids, Wis., 1.
 W. H. Banser, Honeoye Falls, N. Y., 1.
 H. E. Buck, Delaware, O., 1.
 A. A. Elchert, New Riegel, O., 4.
 F. S. Fish, Farrell, Pa., 1.
 C. S. Harris, Bardolph, Ill., 1.
 A. C. Parker, Albany, N. Y., 5.
 S. B. McQuown, Monmouth, Ill., 2.
 Buffalo Historical Society, Buffalo, N. Y., 2. — Total 126

DISTRIBUTION OF FORMS



Buffalo Historical Society, Buffalo, N. Y., 6.
 M. N. Brown, Hershey, Pa., 1.
 Leander Whitney, Cornwall Bridge, Conn., 1.
 E. L. Renno, St. Charles, Mo., 1.
 T. C. Clark, Brilliant, O., 1.
 (W. C. Mills) Ohio State Arch. and Hist. Society, 10.
 Peabody Museum, Salem, Mass., 1.
 G. P. Coleman, Williamsburg, Va., 2.
 C. S. Harris, Bardolph, Ill., 1.
 M. G. Hill, Afton, N. Y., 2.
 J. A. Humphreys, Birmingham, Ala., 1.
 H. L. O'Brien, Brooklyn, N. Y., 1.
 Public Museum of Milwaukee, Wis., 1.
 Townsend L. Bishop, Portlandville, N. Y., 1.
 C. B. Moore, St. Johns River, Fla., 1.
 J. A. Rayner, Piqua, O., 1.
 W. A. Holmes, Chicago, Ill., 1. — Total 101



Special form

Museum of Geological Survey, Ottawa, Canada, 2. — Total 2

C. B. Moore, 1. — Total 1



W. H. Kennedy, Losantville, Ind., 1. — Total 1



R. E. Dodge, Santa Cruz, Cal., 1.
 E. L. Renno, St. Charles, Mo., 1.
 W. Wilkinson, Fountaintown, Ind., 1. — Total 3



Special form

H. E. Buck, Delaware, O., 1.
 A. C. Parker, Albany, N. Y., 5.
 Albert L. Addis, Albion, Ind., 1. — Total 7

Museum of Geological Survey, Ottawa, Canada, 1. — Total 1



Wyoming Historical and Geological Society, Wilkesbarre, Pa., 1.
 — Total 1

STONE ORNAMENTS



- M. N. Brown, Hershey, Pa., 1.
 (W. C. Mills) Ohio State Arch. and Hist. Society, 12.
 Museum of Geological Survey, Ottawa, Canada, 1.
 G. P. Coleman, Williamsburg, Va., 2.
 W. L. Waters, Godfrey, Ill., 2.
 T. L. Bishop, Portlandville, N. Y., 1.
 Dr. William M. Beauchamp, Syracuse, N. Y., 1.
 A. L. Addis, Albion, Ind., 1.

— Total 21



- M. N. Brown, Hershey, Pa., 1.
 H. E. Buck, Delaware, O., 1.
 G. P. Coleman, Williamsburg, Va., 2.
 (J. Henderson) University of Colorado, Boulder, Col., 1.
 C. A. Hine, Akron, O., 1.

— Total 6



- (W. C. Mills) Ohio State Arch. and Hist. Society, 15.
 H. E. Buck, Delaware, O., 1.
 J. M. Forney, Birds Run, O., 1.
 Public Museum of Milwaukee, Wis., 1.

— Total 18



- W. F. Clendenin, Sparta, Ill., 4.
 C. C. Coffin, Bridgeport, Conn., 1.
 C. B. Moore, St. Johns River, Fla., 2.
 W. T. Fenton, Conewango Valley, N. Y., 1.
 M. N. Brown, Hershey, Pa., 1.
 H. A. Link, Waterloo, Ind., 1.
 C. W. Manktelow, Cadillac, Mich., 1.
 (W. C. Mills) Ohio State Arch. and Hist. Society, 20.
 A. D. Hole, Earlham Coll., Richmond, Ind., 1.
 Museum of Geological Survey, Ottawa, Canada (found, Halton Co., Ont.), 2.
 J. L. Baer, Delta, Pa., 1.
 H. E. Buck, Delaware, O., 3.
 A. A. Elchert, New Riegel, O. (found, Seneca Co., O.), 8.
 W. H. Kennedy, Losantville, Ind., 1.
 C. S. Langridge, Albion, Mich., 2.
 A. L. Pritchard, Fremont, O., 2.
 A. G. Rogers, Parker, Ind., 1.
 Museum of the American Indian, Heye Foundation, N. Y., 2.

— Total 54



- R. E. Dodge, Santa Cruz, Cal., 1.
 (W. C. Mills) Ohio State Arch. and Hist. Society, 3.
 H. E. Buck, Delaware, O. (notches on top), 1.
 C. L. Baatz, Massillon, O., 1.

— Total 6

DISTRIBUTION OF FORMS



- Museum of the American Indian, Heye Foundation, N. Y., 3.
 T. C. Clark, Brilliant, O., 1.
 (W. C. Mills) Ohio State Arch. and Hist. Society, 3.
 H. E. Buck, Delaware, O., 1.
 K. M. Hostetter, Minerva, O., 1.

— Total 9



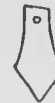
- (W. C. Mills) Ohio State Arch. and Hist. Society, 4.

— Total 4

Special form

- R. D. Wainwright, Roanoke, Va., 1.

— Total 1



- (W. C. Mills) Ohio State Arch. and Hist. Society, 3.
 A. D. Hole, Earlham Coll., Richmond, Ind., 1.
 W. H. Kennedy, Losantville, Ind., 1.

— Total 5



- Museum of the American Indian, Heye Foundation, N. Y., 1.
 J. N. Cressy, Harpursville, N. Y., 1.
 (W. C. Mills) Ohio State Arch. and Hist. Society, 9.
 A. D. Hole, Earlham Coll., Richmond, Ind., 1.
 Museum of Geological Survey, Ottawa, Canada, 1.
 H. E. Buck, Delaware, O., 1.
 W. S. Carpenter, New London, O., 2.
 J. C. Dean, Ripley, N. Y. (found, Erie Co., Pa.), 1.
 P. Esselborn, Portsmouth, O., 2.
 A. A. Elchert, New Riegel, O., 7.
 F. S. Fish, Farrell, Pa., 1.
 F. M. Hughes, Lakeville, O., 25.
 C. Kobert, Lebanon, Ky., 2.
 G. R. Moore, Janesville, Wis., 1.
 A. L. Pritchard, Fremont, O., 1.
 J. W. Saunders, Camden, Tenn., 2.

— Total 58



- Museum of the American Indian, Heye Foundation, N. Y., 1.
 A. A. Elchert, New Riegel, O., 1.
 J. M. Forney, Birds Run, O., 1.
 C. Kobert, Lebanon, Ky., 1.
 M. N. Brown, Hershey, Pa., 1.
 R. D. Wainwright, Roanoke, Va., 1.
 W. Wilkinson, Fountaintown, Ind., 1.
 (W. C. Mills) Ohio State Arch. and Hist. Society, 2.
 F. M. Hughes, Lakeville, O., 2.

— Total 11

STONE ORNAMENTS



New York State Museum, Albany, N. Y., 1.
 M. N. Brown, Hershey, Pa., 1.
 W. T. Fenton, Conewango Valley, N. Y., 1.
 (W. C. Mills) Ohio State Arch. and Hist. Society, 9.
 H. E. Buck, Delaware, O., 1.
 W. S. Carpenter, New London, O., 1.
 G. P. Coleman, Williamsburg, Va., 1.
 P. Esselborn, Portsmouth, O., 1.
 A. A. Elchert, New Riegel, O., 3.
 F. S. Fish, Farrell, Pa., 1.
 (J. Henderson) University of Colorado, Boulder, Col., 1.
 A. C. Parker, Albany, N. Y., 1.
 F. A. Stengel, Marion, O., 1.
 Public Museum of Milwaukee, Wis., 2. — Total 25



Wyoming Historical and Geological Society, Wilkesbarre, Pa., 1.
 (W. C. Mills) Ohio State Arch. and Hist. Society, 2.
 Clarence B. Moore, Ala., 1.
 Clarence B. Moore, St. John River, Fla., 1.
 Museum of the American Indian, Heye Foundation, N. Y., 1. — Total 6



W. T. Fenton, Conewango Valley, N. Y., 1.
 H. E. Buck, Delaware, O., 1.
 C. B. Moore, Alabama River, 1.
 C. L. Baatz, Massillon, O., 1. — Total 4



Museum of the American Indian, Heye Foundation, N. Y., 1.
 H. Wadsworth, Glencoe, Minn., 1.
 M. N. Brown, Hershey, Pa., 1.
 H. E. Buck, Delaware, O., 1.
 J. M. Forney, Birds Run, O., 1.
 C. E. Francis, Elkhart, Ind., 1. — Total 6



B. E. Wise, Jonesville, Mich., 1. — Total 1

DISTRIBUTION OF FORMS



M. N. Brown, Hershey, Pa., 1. — Total 1



M. N. Brown, Hershey, Pa., 1.
 H. E. Buck, Delaware, O., 1.
 C. B. Moore, Duval Co., Fla., 2. — Total 4



(W. C. Mills) Ohio State Arch. and Hist. Society, 2. — Total 2

Outline 69

R. E. Dodge, Santa Cruz, Cal., 1.
 M. N. Brown, Hershey, Pa., 1.
 H. A. Link, Waterloo, Ind., 1.
 J. L. Baer, Delta, Pa., 1.
 H. E. Buck, Delaware, O., 1.
 H. E. Cole, Baraboo, Wis., 1.
 G. P. Coleman, Williamsburg, Va., 2.
 C. S. Langridge, Albion, Mich., 3.
 A. C. Parker, Albany, N. Y., 1.
 E. L. Perkins, Sioux Falls, S. D., 1.
 H. Zubke, Thiensville, Wis., 1.
 Public Museum of Milwaukee, Wis., 2.
 E. F. Hassler, Byrdstown, Tenn., 1. — Total 17



M. N. Brown, Hershey, Pa., 1.
 (W. C. Mills) Ohio State Arch. and Hist. Society, 8.
 G. P. Coleman, Williamsburg, Va., 2.
 A. A. Elchert, New Riegel, O., 8. — Total 19



(W. C. Mills) Ohio State Arch. and Hist. Society, 2. — Total 2



(W. C. Mills) Ohio State Arch. and Hist. Society, 2. — Total 2



Peabody Museum, Cambridge, Mass. (Maine 5, Montana 1.) — Total 6



J. A. Branegan, Philadelphia, Pa., 1.
G. P. Coleman, Williamsburg, Va., 1.
W. McIntosh, St. John, N. B., 8.
Peabody Museum, Salem, Mass., 1. — Total 11



G. P. Coleman, Williamsburg, Va., 1. — Total 1



P. A. Brannon, Montgomery, Ala., 1.
Mrs. M. C. Camp, Beebe, Ark., 1.
G. P. Coleman, Williamsburg, Va., 1.
T. F. Craig, Velpen, Ind., 1.
F. Finger, Marrison, Ill., 1.
W. H. Kennedy, Losantville, Ind., 1.
W. McIntosh, St. John, N. B., 2.
C. B. Moore, West Coast, Fla., 3.
Peabody Museum, Salem, Mass., 2.
B. H. Young, Louisville, Ky., 3. — Total 16



W. T. Fenton, Conewango Valley, N. Y., 1.
L. Falge, Manitowoc, Wis., 1. — Total 2



R. Gluck, Louisiana State Museum, La., 1.
J. A. Keniston, Newburyport, Mass., 1.
E. L. Renno, St. Charles, Mo., 17.
H. E. Buck, Delaware, O., 1.
Mrs. M. C. Camp, Beebe, Ark., 1.
G. P. Coleman, Williamsburg, Va., 1.
F. M. Hughes, Lakeville, O., 2.
S. S. Parker, Farmington, N. H., 1.
W. H. Holmes, Chicago, Ill., 1. — Total 26



W. Wilkinson, Fountaintown, Ind., 1.
Mrs. C. M. Camp, Beebe, Ark., 1. — Total 2



A. Crozier, Wilmington, Del., 1. — Total 1



Wyoming Historical and Geological Society, Wilkesbarre, Pa., 1.
E. L. Renno, St. Charles, Mo., 1. — Total 2

Outline 110


G. P. Coleman, Williamsburg, Va., 1.
A. S. Purchase, Syracuse, N. Y., 1. — Total 2



New York State Museum, Albany, N. Y., 1.
Wyoming Historical and Geological Society, Wilkesbarre, Pa., 1.
Robert Gluck, Louisiana State Museum, 2.
M. N. Brown, Hershey, Pa., 1.
J. A. Keniston, Newburyport, Mass., 1.
R. D. Wainwright, Roanoke, Va., 1.
P. A. Brannon, Montgomery, Ala., 1.
H. E. Buck, Delaware, O., 2.
K. M. Hostetter, Minerva, O., 1.
Clarence B. Moore, Moundville, Ala., 1.
W. A. Holmes, Chicago, Ill., 1.
B. H. Young, Cumberland Valley, Ky., 1.
H. M. Whelpley, St. Louis, Mo., 1.
Peabody Museum, Cambridge, Mass., 1.
Museum of the American Indian, Ileye Foundation, N. Y., 2. — Total 18



Robert Glenk, Louisiana State Museum, 1.
M. N. Brown, Hershey, Pa., 1.
(W. C. Mills) Ohio State Arch. and Hist. Society, 5.
V. V. Robinson, Schuyler, Neb., 1.
L. B. Ogden, Penn Yan, N. Y., 1.
Museum of the American Indian, Heye Foundation, N. Y., 1. — Total 10



M. N. Brown, Hershey, Pa., 1.
B. H. Young, Cumberland Valley, Ky., 1. — Total 2




M. N. Brown, Hershey, Pa., 1.
(W. C. Mills) Ohio State Arch. and Hist. Society, 10.
W. Carpenter, New London, O., 1. — Total 12



M. N. Brown, Hershey, Pa., 1.
H. L. Johnson, Clarksville, Tenn., 3.
E. Orr, Waukon, Iowa, 1.
J. W. Saunders, Camden, Tenn., 1.
Wisconsin Archaeological Society, Madison, Wis., 21.
C. B. Moore, Alabama River, 1.
C. B. Moore, Mt. Royal, Fla., 4. — Total 32

Outline 125 E. L. Renno, St. Charles, Mo., 1.
W. T. Fenton, Conewango Valley, N. Y., 2.
Lovell Brown, Piqua, O., 1. — Total 4

Outline 129 C. H. Burroughs, Detroit, Mich., 1. — Total 1



Leander Whitney, Cornwall Bridge, Conn., 1.
American Museum of Natural History, New York, N. Y., 1.
F. P. Hills, Delaware, O., 1.
H. L. Johnson, Clarksville, Tenn., 1.
G. P. Coleman, Williamsburg, Va., 5.
B. H. Young, Louisville, Ky., 7. — Total 16



J. A. Keniston, Newburyport, Mass., 1.
Leander Whitney, Cornwall Bridge, Conn., 1.
J. W. Jackson, Belchertown, Mass. (found, Milton, Vt.), 1.
H. L. Johnson, Clarksville, Tenn., 1.
G. P. Coleman, Williamsburg, Va., 12.
F. M. Hughes, Lakeville, O., 1.
E. F. Hassler, Byrdstown, Tenn., 1.
J. R. Lovejoy, Schenectady, N. Y., 1.
Museum of the American Indian, Heye Foundation, N. Y., 2. — Total 21



E. H. Barbour, Lincoln, Neb., 1.
H. E. Buck, Delaware, O., 4.
F. M. Hughes, Lakeville, O., 1. — Total 6



Wyoming Historical and Geological Society, Wilkesbarre, Pa., 1.
M. N. Brown, Hershey, Pa., 1.
E. L. Renno, St. Charles, Mo., 1.
(W. C. Mills) Ohio State Arch. and Hist. Society, 10.
Peabody Museum, Salem, Mass., 2.
A. E. Anderson, Brownsville, Tex., 1.
E. Test, Lafayette, Ind., 1.
E. L. Perkins, Sioux Falls, S. D., 1.
J. See, Dimondale, Mich., 1.
Albert L. Addis, Albion, Ind., 3.
Museum of the American Indian, Heye Foundation, N. Y., 5. — Total 27

Outline 162 (R. Glenk) Louisiana State Museum, La., 1.
J. D. Taylor, Bristol, Tenn., 1.
H. E. Buck, Delaware, O., 2.
C. A. Hine, Akron, O., 1. — Total 5

Outline 163 W. A. Holmes, Chicago, Ill., 1.
Peabody Museum, Cambridge, Mass., 1.
Willard Yager, Oneonta, N. Y., 1. — Total 3

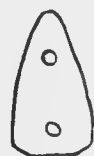


Johnson Co., Iowa, 1.
G. E. Laidlaw, Fort Ranch, B. C., 1.
R. E. Dodge, Santa Cruz, Cal., 1.
M. N. Brown, Hershey, Pa., 1.
American Museum of Natural History, New York, N. Y., 1.
J. D. Taylor, Bristol, Tenn., 2.
G. W. Racey, Shawanee, Tenn., 1.
E. L. Renno, St. Charles, Mo., 1.
O. W. Hayes, Allentown, Ill., 1.
G. A. Persell, Jamestown, N. Y., 1.
(W. C. Mills) Ohio State Arch. and Hist. Society, 10.
Museum of Geological Survey, Ottawa, Canada, 1.
P. A. Brannon, Montgomery, Ala., 1.
H. E. Buck, Delaware, O., 3.
State House, Montpelier, Vt., 1.
W. S. Carpenter, New London, O., 2.

- A. M. Brooking, Inland, Neb., 1.
 A. A. Elchert, New Riegel, O., 1.
 F. M. Hughes, Lakeville, O., 1.
 W. H. Kennedy, Losantville, Ind., 1.
 E. Test, Lafayette, Ind. (found in Ohio), 1.
 Mrs. L. W. Murray, Athens, Pa., 1.
 R. F. Pettit, Albuquerque, N. M., 1.
 A. G. Rogers, Parker, Ind., 1.
 J. See, Domindale, Mich., 1.
 Public Museum of Milwaukee, Wis., 2.
 A. G. Gilliland, Philadelphia, Pa., (found, Van Wert Co., O.), 1.
 J. A. Rayner, Piqua, O., 1.
 Leslie W. Hills, Fort Wayne, Ind., 2.
 Peabody Museum, Cambridge, Mass., 3.
 Museum of the American Indian, Heye Foundation, N. Y., 11.
 Wyoming Historical and Geological Society, Wilkesbarre, Pa., 6.
 Buffalo Historical Society, Buffalo, N. Y., 3. — Total 67

Outline 137

- Museum of Geological Survey, Ottawa, Canada, 1.
 A. G. Rogers, Parker, Ind. (notched all around), 1. — Total 2



- Wyoming Historical and Geological Society, Wilkesbarre, Pa., 1.
 G. E. Laidlaw, Fort Ranch, B. C., 1.
 M. N. Brown, Hershey, Pa., 1.
 G. A. Persell, Jamestown, N. Y., 1.
 A. Gerend, Cato, Wis., 1.
 Mattatuck Historical Society, Waterbury, Conn., 1.
 State Department of Archives and History, Montgomery, Ala., 2.
 G. P. Coleman, Williamsburg, Va., 2.
 K. M. Hostetter, Minerva, O., 1.
 A. C. Parker, Albany, N. Y., 11.
 Public Museum of Milwaukee, Wis., 2.
 Peabody Museum, Cambridge, Mass., 1. — Total 25



- R. E. Dodge, Santa Cruz, Cal., 1.
 A. C. Riebel, Arbela, Mo., 1.
 Ernest Shoemaker, Brooklyn, N. Y. (found, Alexander Co., Va.), 1.
 J. E. Mattern, West Rush, N. Y., 1.
 J. M. Schlegel, Reading, Pa., 1.
 A. D. Hole, Earlham Coll., Richmond, Ind., 1.
 Museum of Geological Survey, Ottawa, Canada, 6.
 (G. R. Fox) Nebraska State Historical Society, Lincoln, Neb., 1.
 W. H. Banser, Honeoye Falls, N. Y., 1.
 L. H. Beeson, Niles, Mich., 1.
 H. E. Buck, Delaware, O., 6.

- State House, Montpelier, Vt., 1.
 W. S. Carpenter, New London, O., 1.
 W. F. Clendenin, Sparta, Ill., 1.
 Lovell Brown, Piqua, O., 1.
 C. C. Coffin, Bridgeport, Conn. (three holes), 1.
 F. E. Coleman, Pasadena, Cal. (found near Lake Geneva, Wis.), 1.
 P. Esselborn, Portsmouth, O., 1.
 A. A. Elchert, New Riegel, O., 2.
 (J. Henderson) University of Colorado, Boulder, Col., 1.
 Albert L. Addis, Albion, Ind., 7.
 New York State Museum, Albany, N. Y., 30.
 C. A. Hine, Akron, O., 1.
 Mrs. L. W. Murray, Athens, Pa., 1.
 R. F. Pettit, Albuquerque, N. M., 1.
 A. G. Rogers, Parker, Ind., 1.
 W. L. Waters, Godfrey, Ill., 1.
 Peabody Museum, Cambridge, Mass., 5.
 Museum of the American Indian, Heye Foundation, N. Y., 1. — Total 79



- W. T. Fenton, Conewango Valley, N. Y., 1.
 Leslie W. Hills, Fort Wayne, Ind., 1. — Total 2



- C. H. Burroughs, Detroit, Mich., 1.
 M. N. Brown, Hershey, Pa., 1.
 E. L. Renno, St. Charles, Mo., 2.
 T. C. Clark, Brilliant, O., 1.
 (W. C. Mills) Ohio State Arch. and Hist. Society, 10.
 H. E. Buck, Delaware, O., 2.
 W. S. Carpenter, New London, O., 1.
 G. P. Coleman, Williamsburg, Va., 1.
 A. A. Elchert, New Riegel, O., 1.
 E. Test, Lafayette, Ind., 1.
 G. R. Moore, Janesville, Wis., 1.
 A. G. Rogers, Parker, Ind., 1.
 Public Museum of Milwaukee, Wis., 6.
 Museum of the American Indian, Heye Foundation, N. Y., 28. — Total 57

STONE ORNAMENTS



- New York State Museum, Albany, N. Y., 26.
 R. D. Wainwright, Roanoke, Va., 1.
 E. H. Barbour, Lincoln, Neb., 1.
 E. L. Renno, St. Charles, Mo., 1.
 J. E. Mattern, West Rush, N. Y., 1.
 W. Wilkinson, Fountaintown, Ind., 1.
 Museum of Geological Survey, Ottawa, Canada, 4.
 Mattatuck Hist. Society, Waterbury, Conn. (found, North Carolina), 2.
 (G. R. Fox) Nebraska State Historical Society, Lincoln, Neb., 1.
 H. E. Buck, Delaware, O., 6.
 W. S. Carpenter, New London, O., 2.
 C. C. Coffin, Bridgeport, Conn., 1.
 A. A. Elchert, New Riegel, O., 2.
 L. Falge, Manitowoc, Wis., 1.
 J. M. Forney, Birds Run, O. (three holes), 1.
 (J. Henderson) University of Colorado, Boulder, Col., 1.
 Albert L. Addis, Albion, Ind. (found in Ohio), 1.
 Wyoming Historical and Geological Society, Wilkesbarre, Pa., 2.
 C. A. Hine, Akron, O., 1.
 K. M. Hostetter, Minerva, O., 1.
 F. M. Hughes, Lakeville, O., 2.
 W. H. Kennedy, Losantville, Ind. (notched edges), 1.
 C. S. Langridge, Albion, Mich., 1.
 E. Orr, Waukon, Iowa, 1.
 R. F. Pettit, Albuquerque, N. M., 1.
 A. L. Pritchard, Fremont, O., 1.
 B. E. Wise, Jonesville, Mich., 1.
 B. H. Lawson, Mattoon, Ill., 1.
 C. L. Baatz, Massillon, O., 1.
 W. A. Holmes, Chicago, Ill., 1.
 Leslie W. Hills, Fort Wayne, Ind., 1.
 Museum of the American Indian, Heye Foundation, N. Y., 2.
 —Total 71

- Outline 144 Museum of Geological Survey, Ottawa, Canada, 1.
 A. G. Rogers, Parker, Ind. (notched on ends, not at sides), 1.
 —Total 2

- Outline 169 Museum of the American Indian, Heye Foundation, N. Y., 1.
 —Total 1



- A. Gerend, Cato, Wis., 1.
 H. E. Buck, Delaware, O., 2.
 H. E. Cole, Baraboo, Wis., 1.
 C. S. Langridge, Albion, Mich., 1.
 J. See, Dimondale, Mich. (three holes), 1.

DISTRIBUTION OF FORMS

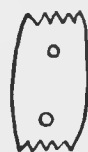
- B. E. Wise, Jonesville, Mich., 1.
 Leslie W. Hills, Fort Wayne, Ind., 1. —Total 8



- Museum of the American Indian, Heye Foundation, N. Y., 2.
 M. N. Brown, Hershey, Pa., 1.
 J. D. Taylor, Bristol, Tenn., 1.
 E. L. Renno, St. Charles, Mo., 3.
 (W. C. Mills) Ohio State Arch. and Hist. Society, 11.
 W. S. Carpenter, New London, O., 1.
 T. F. Craig, Velpen, Ind., 1.
 W. H. Kennedy, Losantville, Ind., 1.
 V. V. Robinson, Schuyler, Neb., 1.
 F. A. Stengel, Marion, O., 1. —Total 23



- H. F. Schultz, Chicago, Ill., 1.
 J. G. Laidacker, Mocanaqua, Pa., 3.
 M. N. Brown, Hershey, Pa., 1.
 E. L. Renno, St. Charles, Mo., 1.
 J. N. Cressy, Harpursville, N. Y., 1.
 T. C. Clark, Brilliant, O., 1.
 A. W. Gimbie, McAdoo, Pa., 1.
 (W. C. Mills) Ohio State Arch. and Hist. Society, 25.
 A. D. Hole, Earlham Coll., Richmond, Ind., 2.
 Museum of Geological Survey, Ottawa, Canada, 1.
 I. B. Amos, Bushnell, Ill., 1.
 E. R. Ballard, Winona, Miss., 1.
 P. A. Brannon, Montgomery, Ala., 2.
 H. E. Buck, Delaware, O., 3.
 Mrs. M. C. Camp, Beebe, Ark., 1.
 F. E. Coleman, Pasadena, Cal., 1.
 A. A. Elchert, New Riegel, O., 2.
 W. H. Kennedy, Losantville, Ind., 1.
 R. F. Pettit, Albuquerque, N. M., 1.
 V. V. Robinson, Schuyler, Neb., 1.
 E. L. Perkins, Sioux Falls, S. D., 1.
 W. L. Waters, Godfrey, Ill. (one found, St. Louis Co., Mo.; one found, Madison Co., Ill.), 2.
 T. L. Bishop, Portlandville, N. Y., 2.
 Academy of Natural Sciences of Philadelphia (from Ohio River, W. Va.), 2.
 Dudley A. Martin, Duboistown, Pa., 1.
 Leslie W. Hills, Fort Wayne, Ind., 1.
 Museum of the American Indian, Heye Foundation, N. Y., 40.
 Peabody Museum, Cambridge, Mass., 1. —Total 101



J. M. Schlegel, Reading, Pa., 1.
A. Gerend, Cato, Wis., 1. — Total 2



C. B. Moore, Duval Co., Fla., 1. — Total 1



New York State Museum, Albany, N. Y., 12.
H. E. Buck, Delaware, O., 4.
G. P. Coleman, Williamsburg, Va., 2.
J. C. Dean, Ripley, N. Y., 2.
C. A. Hine, Akron, O., 1.
W. H. Kennedy, Losantville, Ind., 1.
A. L. Pritchard, Fremont, O., 2.
R. N. Davis, Everhart Museum, Scranton, Pa., 1.
Albert L. Addis, Albion, Ind., 1.
Leslie W. Hills, Fort Wayne, Ind., 1.
Peabody Museum, Cambridge, Mass., 1.
Willard Yager, Oneonta, N. Y., 4.
Museum of the American Indian, Heye Foundation, N. Y., 4.
Buffalo Historical Society, Buffalo, N. Y., 1.
A. D. Hole, Earlham Coll., Richmond, Ind., 1.
W. Bisel, Charlotte, Mich., 1. — Total 39



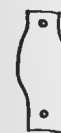
H. A. Link, Waterloo, Ind., 1.
A. C. Riebel, Arbela, Mo., 1.
R. D. Wainwright, Roanoke, Va. (found, Powell's Pt., N. C.), 1.
Ernest Shoemaker, Brooklyn, N. Y. (found, Alexander Co., Va.), 1.
Museum of Geological Survey, Ottawa, Canada, 3.
H. E. Buck, Delaware, O., 1.
A. A. Elchert, New Riegel, O., 1.
(J. Henderson) University of Colorado, Boulder, Col., 1.
W. H. Kennedy, Losantville, Ind., 1.
J. A. Humphreys, Birmingham, Ala., 1.
R. F. Pettit, Albuquerque, N. M., 1.
J. D. Robertson, Holly, Mich., 1.
A. G. Rogers, Parker, Ind., 1.
J. See, Dimondale, Mich., 1.
W. L. Waters, Godfrey, Ill. (found, Union Co., Tenn.), 2.
Albert L. Addis, Albion, Ind., 1.

J. A. Rayner, Piqua, O., 2.
Leslie W. Hills, Fort Wayne, Ind., 1.
New York State Museum, Albany, N. Y., 4.
E. H. Barbour, Lincoln, Neb., 1.
E. R. Ballard, Winona, Miss., 1.
N. R. Bellamy, Wellsville, N. Y., 1.
W. S. Carpenter, New London, O., 2.
C. A. Hine, Akron, O., 1.
H. L. O'Brien, Brooklyn, N. Y., 1.
A. L. Pritchard, Fremont, O., 1. — Total 34

Outline 151 P. Esselborn, Portsmouth, O., 1.
A. A. Elchert, New Riegel, O., 3.
J. D. Robertson, Holly, Mich., 1.
W. A. Holmes, Chicago, Ill., 1. — Total 6

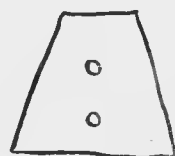
Outline 153 H. E. Buck, Delaware, O., 1.
E. R. Ballard, Winona, Miss., 1.
New York State Museum, Albany, N. Y., 1.
Museum of Geological Survey, Ottawa, Canada, 1. — Total 4

Outline 154 New York State Museum, Albany, N. Y., 16.
Wyoming Historical and Geological Society, Wilkesbarre, Pa., 1.
J. D. Taylor, Bristol, Tenn., 1.
W. T. Fenton, Conewango Valley, N. Y., 1.
Museum of Geological Survey, Ottawa, Canada, 2.
R. F. Pettit, Albuquerque, N. M., 2.
A. G. Rogers, Parker, Ind., 1.
B. H. Lawson, Mattoon, Ill., 1.
W. A. Holmes, Chicago, Ill., 1. — Total 26



Johnson Co., Iowa, 1.
J. G. Laidacker, Mocanaqua, Pa., 3.
M. N. Brown, Hershey, Pa., 1.
William H. Gray, Jr., Columbus, Ga., 1.
J. D. Taylor, Bristol, Tenn., 1.
G. A. Persell, Jamestown, N. Y., 1.
T. C. Clark, Brilliant, O., 1.
(W. C. Mills) Ohio State Arch. and Hist. Society, 30.
A. D. Hole, Earlham Coll., Richmond, Ind., 1.
I. B. Ainos, Bushnell, Ill., 1.
P. A. Brannon, Montgomery, Ala., 2.
H. E. Buck, Delaware, O., 6.
State House, Montpelier, Vt., 1.

- W. F. Clendenin, Sparta, Ill., 1.
 Lovell Brown, Piqua, O., 1.
 C. C. Coffin, Bridgeport, Conn., 1.
 G. P. Coleman, Williamsburg, Va., 1.
 A. A. Elchert, New Riegel, O., 3.
 F. S. Fish, Farrell, Pa., 1.
 (J. Henderson) University of Colorado, Boulder, Col., 2.
 K. M. Hostetter, Minerva, O., 2.
 C. Kobert, Lebanon, Ky., 1.
 Wyoming Historical and Geological Society, Wilkesbarre, Pa., 1.
 A. G. Rogers, Parker, Ind., 3.
 J. See, Dimondale, Mich. (three holes), 1.
 F. A. Stengel, Marion, O., 2.
 C. S. Langridge, Albion, Mich., 1.
 E. F. Hassler, Byrdstown, Tenn., 1.
 J. A. Rayner, Piqua, O., 1.
 Museum of the American Indian, Heye Foundation, N. Y., 2.
 — Total 75



New York State Museum, Albany, N. Y., 2. — Total 2



- Johnson Co., Iowa, 1.
 C. H. Burroughs, Detroit, Mich., 2.
 M. N. Brown, Hershey, Pa., 1.
 E. L. Renno, St. Charles, Mo., 1.
 (W. C. Mills) Ohio State Arch. and Hist. Society, 10.
 Museum of Geological Survey, Ottawa, Canada, 1.
 W. S. Carpenter, New London, O., 1.
 T. F. Craig, Velpen, Ind., 1.
 A. G. Rogers, Parker, Ind., 1.
 E. F. Hassler, Byrdstown, Tenn., 1.
 Museum of the American Indian, Heye Foundation, N. Y., 1.
 — Total 21



- C. H. Burroughs, Detroit, Mich., 1.
 M. N. Brown, Hershey, Pa., 2.
 T. C. Clark, Brilliant, O., 1.
 A. D. Hole, Earlham Coll., Richmond, Ind., 2.
 H. E. Buck, Delaware, O., 1.
 G. P. Coleman, Williamsburg, Va., 1.

- E. Test, Lafayette, Ind., 1.
 Leslie W. Hills, Fort Wayne, Ind., 5.
 Museum of the American Indian, Heye Foundation, 15.
 — Total 29



Outline 159

- M. N. Brown, Hershey, Pa., 1.
 (W. C. Mills) Ohio State Arch. and Hist. Society, 25.
 F. M. Hughes, Lakeville, O., 25.
 Albert L. Addis, Albion, Ind., 1.
 — Total 52

- J. L. Baer, Delta, Pa., 2. — Total 2



- New York State Museum, Albany, N. Y., 7. — Total 7





- M. N. Brown, Hershey, Pa., 1.
 P. S. Tooker, Westfield, N. J., 1.
 J. E. Mattern, West Rush, N. Y., 1.
 A. D. Hole, Earlham Coll., Richmond, Ind., 4.
 (G. R. Fox) Nebraska State Historical Society, Lincoln, Neb., 1.
 E. E. Bailey, Little Rapids, Wis., 1.
 H. E. Buck, Delaware, O., 1.
 State House, Montpelier, Vt., 1.
 W. F. Clendenin, Sparta, Ill., 1.
 C. C. Coffin, Bridgeport, Conn., 1.
 G. P. Coleman, Williamsburg, Va., 1.
 J. C. Dean, Ripley, N. Y., 2.
 A. A. Elchert, New Riegel, O., 1.
 L. Falge, Manitowoc, Wis., 1.
 L. O. Harris, Lebanon, O., 1.
 A. L. Hess, Philadelphia, Pa., 1.
 C. A. Hine, Akron, O., 1.
 W. H. Kennedy, Losantville, Ind., 1.
 E. Test, Lafayette, Ind., 1.
 A. G. Rogers, Parker, Ind., 2.
 J. See, Dimondale, Mich., 1.
 Museum of the American Indian, Heye Foundation, N. Y., 2.
 — Total 28







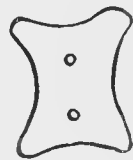
- C. H. Burroughs, Detroit, Mich., 1.
 H. A. Link, Waterloo, Ind., 1.
 J. E. Mattern, West Rush, N. Y., 1.
 (W. C. Mills) Ohio State Arch. and Hist. Society, 24.

STONE ORNAMENTS

- Museum of Geological Survey, Ottawa, Canada, 1.
 State House, Montpelier, Vt., 1.
 P. Esselborn, Portsmouth, O., 3.
 A. A. Elchert, New Riegel, O., 2.
 Public Museum of Milwaukee, Wis., 2.
 University of Vermont, Burlington, Vt., 1.
 Museum of the American Indian, Heye Foundation, N. Y., 1.
 — Total 38
- Special form C. B. Moore, Thornhill Lake, Fla., 1. — Total 1
- Outline 163 New York State Museum, Albany, N. Y., 2.
 Museum of the American Indian, Heye Foundation, N. Y., 1.
 C. H. Burroughs, Detroit, Mich., 1.
 Museum of Geological Survey, Ottawa, Canada, 1.
 C. C. Coffin, Bridgeport, Conn. (found, Trumbull Co., O.), 1.
 Dr. B. A. Cottlow, Oregon, Ill., 1.
 C. S. Langridge, Albion, Mich., 1.
 A. G. Rogers, Parker, Ind., 1. — Total 9
- Special form Museum of the American Indian, Heye Foundation, N. Y., 1.
 — Total 1
- 
- New York State Museum, Albany, N. Y., 4.
 A. D. Hole, Earlham Coll., Richmond, Ind., 1.
 H. E. Buck, Delaware, O., 3.
 C. C. Coffin, Bridgeport, Conn., 1.
 A. A. Elchert, New Riegel, O., 5.
 K. M. Hostetter, Minerva, O., 1.
 J. A. Humphreys, Birmingham, Ala., 1.
 A. G. Rogers, Parker, Ind., 2.
 J. See, Dimondale, Mich., 1.
 J. A. Rayner, Piqua, O., 1.
 University of Vermont, Burlington, Vt., 1. — Total 21
- 
- New York State Museum, Albany, N. Y., 3.
 T. C. Clark, Brilliant, O., 1.
 Calvin S. Brown, University of Mississippi, 1. — Total 5
- Outline 169 Museum of Geological Survey, Ottawa, Canada, 3.
 A. A. Elchert, New Riegel, O., 1.
 A. G. Rogers, Parker, Ind., 1.
 C. B. Moore, Harris Mound, Fla., 1.
 L. B. Ogden, Penn Yan, N. Y., 1. — Total 7

DISTRIBUTION OF FORMS

- Outline 171 Museum of Geological Survey, Ottawa, Canada., 2.
 (G. R. Fox) Nebraska State Historical Society, Lincoln, Neb., 1.
 — Total 3
- Outline 151 Christopher Wren, Plymouth, Pa., 2.
 New York State Museum, Albany, N. Y., 1. — Total 3
- 
- C. H. Burroughs, Detroit Museum of Art, Detroit, Mich., 1.
 J. G. Laidecker, Mocaqua, Pa., 3.
 W. T. Fenton, Conewango Valley, N. Y., 1.
 J. M. Schlegel, Reading, Pa., 1.
 T. C. Clark, Brilliant, O., 1.
 (W. C. Mills) Ohio State Arch. and Hist. Society, 15.
 H. E. Buck, Delaware, O., 1.
 W. H. Kennedy, Losantville, Ind., 1.
 C. S. Langridge, Albion, Mich., 1.
 A. G. Rogers, Parker, Ind., 1.
 E. F. Hassler, Byrdstown, Tenn., 1.
 W. A. Holmes, Chicago, Ill., 1.
 Museum of the American Indian, Heye Foundation, N. Y., 2.
 — Total 30
- 
- Leander Whitney, Cornwall Bridge, Conn., 1.
 Museum of Geological Survey, Ottawa, Canada, 1.
 J. L. Baer, Delta, Pa., 2.
 G. P. Coleman, Williamsburg, Va., 2.
 A. G. Rogers, Parker, Ind., 1. — Total 7
- Special form New York State Museum, Albany, N. Y., 1. — Total 1
- 
- M. N. Brown, Hershey, Pa., 1.
 A. D. Hole, Earlham Coll., Richmond, Ind., 1.
 Museum of Geological Survey, Ottawa, Canada, 1.
 A. G. Rogers, Parker, Ind., 1.
 Leslie W. Hills, Fort Wayne, Ind., 1.
 Museum of the American Indian, Heye Foundation, N. Y., 5.
 — Total 10
- 
- New York State Museum, Albany, N. Y., 3.
 Peabody Museum, Cambridge, Mass., 14.
 Museum of the American Indian, Heye Foundation, N. Y., 1.
 Museum of Geological Survey, Ottawa, Canada, 1. — Total 19




Robert Glenk, Louisiana State Museum, La., 1.
 (W. C. Mills) Ohio State Arch. and Hist. Society, 10.
 H. E. Buck, Delaware, O., 4.
 W. S. Carpenter, New London, O., 1.
 A. G. Rogers, Parker, Ind., 1.
 J. See, Dimondale, Mich., 1.
 E. F. Hassler, Byrdstown, Tenn., 1.
 Public Museum of Milwaukee, Wis., 3.
 C. L. Baatz, Massillon, O., 1.

— Total 23



R. D. Wainwright, Roanoke, Va. (found near Valley River, N. C.), 1.
 R. F. Pettit, Albuquerque, N. M., 1.

— Total 2



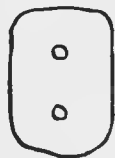
E. O. Sugden, Orland, Maine, 1.

— Total 1

Outline 179

Museum of Geological Survey, Ottawa, Canada, 2.

— Total 2



C. H. Burroughs, Detroit, Mich., 1.
 H. A. Link, Waterloo, Ind., 1.
 C. S. Langridge, Albion, Mich., 1.
 E. F. Hassler, Byrdstown, Tenn., 1.
 J. A. Rayner, Piqua, O., 1.
 W. A. Holmes, Chicago, Ill., 1.

— Total 6



(W. C. Mills) Ohio State Arch. and Hist. Society, 8.
 P. Esselborn, Portsmouth, O., 2.

— Total 10



Museum of the American Indian, Heye Foundation, 1.
 (W. C. Mills) Ohio State Arch. and Hist. Society, 6.

— Total 7



(W. C. Mills) Ohio State Arch. and Hist. Society, 6. — Total 6

Outline 165

Buffalo Historical Society, Buffalo, N. Y., 1.
 Wm. F. Lange, Harpursville, N. Y., 1.
 (W. C. Mills) Ohio State Arch. and Hist. Society, 10.
 J. A. Rayner, Piqua, O., 1.

— Total 13



J. G. Laidecker, Mocanaqua, Pa., 3. — Total 3



(W. C. Mills) Ohio State Arch. and Hist. Society, 4.
 H. E. Buck, Delaware, O., 2.
 C. Kobert, Lebanon, Ky., 2.

— Total 8



M. N. Brown, Hershey, Pa., 1.
 (W. C. Mills) Ohio State Arch. and Hist. Society, 3.
 A. D. Hole, Earlham Coll., Richmond, Ind., 1.
 C. L. Baatz, Massillon, O., 1.
 Leslie W. Hills, Fort Wayne, Ind., 1.
 Museum of the American Indian, Heye Foundation, N. Y., 2.

— Total 9



(W. C. Mills) Ohio State Arch. and Hist. Society, 1.
 E. F. Hassler, Byrdstown, Tenn., 1.
 Stephen Van Rensselaer, Orange, N. J., 1.
 Museum of the American Indian, Heye Foundation, N. Y., 2.

— Total 5



E. W. Payne, Springfield, Ill., 1. — Total 1

Outline 194

Museum of Geological Survey, Ottawa, Canada, 1.
 A. L. Pritchard, Fremont, O., 1.

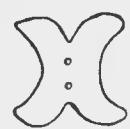
— Total 2

Outline 189 Willard Yager, Oneonta, N. Y., 1. — Total 1

Outline 199 M. N. Brown, Hershey, Pa., 1.
 (W. C. Mills) Ohio State Arch. and Hist. Society, 3.
 A. A. Elchert, New Riegel, O., 1.
 W. H. Kennedy, Losantville, Ind., 1.
 Museum of the American Indian, Heye Foundation, N. Y. (found in Illinois), 2.
 F. Finger, Marissa, Ill., 1.
 F. M. Hughes, Lakeville, O., 2.
 A. G. Rogers, Parker, Ind., 1.
 J. A. Rayner, Piqua, Ohio, 1. — Total 13

Outline 195 R. Glenk, Louisiana State Museum, La., 1.
 H. M. Braun, East St. Louis, Ill., 1. — Total 2

Outline 161 Summit Co., O., 1.
 R. Glenk, Louisiana State Museum, La., 1.
 J. A. Keniston, Newburyport, Mass., 1.
 (W. C. Mills) Ohio State Arch. and Hist. Society, 4.
 A. A. Elchert, New Riegel, O., 1.
 E. F. Hassler, Byrdstown, Tenn., 1. — Total 9



T. C. Clark, Brilliant, O., 1.
 (W. C. Mills) Ohio State Arch. and Hist. Society, 6.
 C. S. Langridge, Albion, Mich., 1. — Total 8

Outline 205 Mrs. H. V. A. McMurray, Washington, D. C., 1. — Total 1



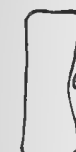
F. A. Stengel, Marion O., 1. — Total 1



E. H. Barbour, Lincoln, Neb., 2.
 W. A. Lowe, Massillon, O., 1.
 F. P. Hills, Delaware, O., 1.
 (W. C. Mills) Ohio State Arch. and Hist. Society, 10.
 Museum of Geological Survey, Ottawa, Canada, 1.
 A. A. Elchert, New Riegel, O., 7.
 A. C. Parker, Albany, N. Y., 2.
 Leslie W. Hills, Fort Wayne, Ind., 2. — Total 26



W. T. Fenton, Conewango Valley, N. Y., 1.
 O. W. Hayes, Allerton, Ill., 1.
 G. P. Coleman, Williamsburg, Va., 2. — Total 4



Robert Glenk, Louisiana State Museum, New Orleans, La., 1.
 (W. C. Mills) Ohio State Arch. and Hist. Society, 4.
 Museum of the American Indian, Heye Foundation, N. Y. (found in Connecticut), 1. — Total 6



E. L. Renno, St. Charles, Mo., 1.
 J. E. Mattern, West Rush, N. Y., 1.
 W. Wilkinson, Fountaintown, Ind., 2.
 (W. C. Mills) Ohio State Arch. and Hist. Society, 1.
 Museum of Geological Survey, Ottawa, Canada, 2.
 W. F. Clendennin, Sparta, Ill., 1.
 Lovell Brown, Piqua, O., 1.
 G. P. Coleman, Williamsburg, Va., 1.
 L. O. Harris, Lebanon, O., 1.
 C. Kobert, Lebanon, Ky., 1.
 C. L. Langridge, Albion, Mich., 1.
 E. Test, Lafayette, Ind., 1.
 A. C. Parker, Albany, N. Y., 2.
 A. L. Pritchard, Fremont, O., 2.
 V. V. Robinson, Schuyler, Neb., 1.
 J. See, Dimondale, Mich., 1.
 G. J. Sauermann, Crown Point, Ind., 1. — Total 21



(W. C. Mills) Ohio State Arch. and Hist. Society, 5.
 H. M. Braun, East St. Louis, Ill., 1.
 Museum of the American Indian, Heye Foundation, N. Y., 2. — Total 8



A. C. Parker, Albany, N. Y., 4. — Total 4

STONE ORNAMENTS



- New York State Museum, Albany, N. Y., 10.
 H. Wadsworth, Glencoe, Minn., 1.
 (W. C. Mills) Ohio State Arch. and Hist. Society, 4.
 J. A. Branegan, Philadelphia, Pa., 2.
 A. C. Parker, Albany, N. Y., 3.
 G. E. Morris, Somerville, N. J., 1. — Total 21



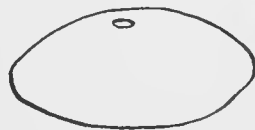
- J. A. Kemiston, Newburyport, Mass., 1.
 (W. C. Mills) Ohio State Arch. and Hist. Society, 1.
 G. P. Coleman, Williamsburg, Va., 1.
 T. F. Craig, Velpen, Ind., 1.
 F. S. Fish, Farrell, Pa., 1.
 E. M. Hughes, Lakeville, O., 3.
 Vermont University, Burlington, Vt., 1. — Total 9



- T. C. Clark, Brilliant, O., 1.
 G. P. Coleman, Williamsburg, Va., 1.
 A. C. Parker, Albany, N. Y., 4.
 E. L. Perkins, Sioux Falls, S. D., 1. — Total 7



- Buffalo Historical Society, Buffalo, N. Y., 2.
 Wyoming Historical and Geological Society, Wilkesbarre, Pa., 2.
 C. W. Manktelow, Cadillac, Mich., 1.
 (W. C. Mills) Ohio State Arch. and Hist. Society, 10.
 A. D. Hole, Earlham Coll., Richmond, Ind., 1.
 J. A. Branegan, Philadelphia, Pa., 1.
 A. A. Elchert, New Riegel, O., 7.
 A. C. Parker, Albany, N. Y., 1.
 J. See, Dimondale, Mich., 1.
 Rev. James Savage, Detroit, Mich., 1.
 Museum of the American Indian, Heye Foundation, N. Y., 2. — Total 29



- Museum of the American Indian Heye Foundation, N. Y., 3.
 E. L. Remmo, St. Charles, Mo., 1.
 (W. C. Mills) Ohio State Arch. and Hist. Society, 10.
 H. E. Buck, Delaware, O., 1.
 A. C. Parker, Albany, N. Y., 1.
 A. G. Rogers, Parker, Ind., 1.
 Leslie W. Hills, Fort Wayne, Ind., 1.
 Rev. James Savage, Detroit, Mich., 1.
 New York State Museum, Albany, N. Y., 4. — Total 23

DISTRIBUTION OF FORMS

- Special form University of Pennsylvania, 1.
 Museum of the American Indian, Heye Foundation, N. Y., 1. — Total 2



- H. A. Link, Waterloo, Ind., 1.
 (W. C. Mills) Ohio State Arch. and Hist. Society, 4.
 Museum of Geological Survey, Ottawa, Canada, 1.
 H. E. Buck, Delaware, O., 3.
 Museum of the American Indian, Heye Foundation, N. Y., 5. — Total 14



- Museum of the American Indian, Heye Foundation, N. Y., 3.
 J. D. Taylor, Bristol, Tenn., 1.
 (W. C. Mills) Ohio State Arch. and Hist. Society, 4.
 A. D. Hole, Earlham Coll., Richmond, Ind., 1.
 Mattatuck Historical Society, Waterbury, Conn. (found in Colorado), 2.
 H. E. Buck, Delaware, O., 1.
 J. C. Dean, Ripley, N. Y. (found in Erie Co., Pa.), 1.
 A. A. Elchert, New Riegel, O., 7.
 C. S. Langridge, Albion, Mich., 1.
 A. Setterlund, The Dalles, Oregon, 1.
 Peabody Museum, Cambridge, Mass., 1. — Total 23



- New York State Museum, Albany, N. Y., 7.
 (W. C. Mills) Ohio State Arch. and Hist. Society, 5.
 Museum of Geological Survey, Ottawa, Canada, 2.
 Mattatuck Historical Society, Waterbury, Conn., 1.
 H. E. Buck, Delaware, O., 4.
 A. A. Elchert, New Riegel, O., 7.
 A. L. Pritchard, Fremont, O., 1.
 J. D. Robertson, Holly, Mich., 1.
 E. L. Perkins, Sioux Falls, S. D., 1.
 Dr. Wm. M. Beauchamp, Syracuse, N. Y., 1.
 B. H. Young, Louisville, Ky., 1.
 Peabody Museum, Cambridge, Mass., 2.
 Willard Yager, Oneonta, N. Y., 1. — Total 34



- Wyoming Historical and Geological Society, Wilkesbarre, Pa., 1.
 Henry Wadsworth, Glencoe, Minn., 1.
 M. N. Brown, Hershey, Pa., 1.
 C. W. Manktelow, Cadillac, Mich., 1.
 (W. C. Mills) Ohio State Arch. and Hist. Society, 3.
 H. E. Buck, Delaware, O., 1.
 C. C. Coffin, Bridgeport, Conn., 1.
 G. P. Coleman, Williamsburg, Va., 1.

T. F. Craig, Velpen, Ind., 1.
 Mrs. L. W. Murray, Athens, Pa., 1.
 A. C. Parker, Albany, N. Y., 2.
 Edna Slaughter, Crystal Run, N. Y., 1.
 H. Zubke, Thienville, Wis., 1.
 University of Pennsylvania, 16.
 Leslie W. Hills, Fort Wayne, Ind., 1.
 B. H. Young, Louisville, Ky., 1.
 Rev. James Savage, Detroit, Mich., 1. — Total 35



Museum of the American Indian, Heye Foundation, N. Y., 3.
 M. N. Brown, Hershey, Pa., 1.
 American Museum of Natural History, New York, N. Y., 1.
 (W. C. Mills) Ohio State Arch. and Hist. Society, 1.
 H. E. Buck, Delaware, O., 1.
 T. F. Craig, Velpen, Ind., 1.
 C. A. Hine, Akron, O., 1.
 G. R. Moore, Janesville, Wis., 1.
 University of Pennsylvania, 2. — Total 12



Robert Glenk, Louisiana State Museum, New Orleans, La., 1.
 M. N. Brown, Hershey, Pa., 1.
 A. D. Hole, Earlham Coll., Richmond, Ind., 2.
 Museum of Geological Survey, Ottawa, Canada, 1.
 H. E. Buck, Delaware, O., 1.
 W. L. Waters, Godfrey, Ill., 1. — Total 7



Wyoming Historical and Geological Society, Wilkesbarre, Pa., 2.
 M. N. Brown, Hershey, Pa., 1.
 Leander Whitney, Cornwall Bridge, Conn., 1.
 (W. C. Mills) Ohio State Arch. and Hist. Society, 2.
 W. F. Clendenin, Sparta, Ill., 1.
 A. A. Elchert, New Riegel, O., 1.
 J. M. Floor, Petersburg, O., 1.
 A. L. Pritchard, Fremont, O., 1.
 F. A. Stengel, Marion, O., 1.
 A. G. Gilliland, Philadelphia, Pa., 1.
 Stephen Van Rensselaer, Newark, N. J., 2.
 Leslie W. Hills, Fort Wayne, Ind., 1.
 Museum of the American Indian, Heye Foundation, N. Y., 1. — Total 16



(W. C. Mills) Ohio State Arch. and Hist. Society, 2. — Total 2



F. M. Hughes, Lakeville, O., 1. — Total 1



(W. C. Mills) Ohio State Arch. and Hist. Society, 6. — Total 6



(W. C. Mills) Ohio State Arch. and Hist. Society, 1.
 H. E. Buck, Delaware, O., 1. — Total 2



American Museum of Natural History, New York, N. Y., 2.
 (W. C. Mills) Ohio State Arch. and Hist. Society, 1. — Total 3



New York State Museum, Albany, N. Y., 2.
 Wyoming Historical and Geological Society, Wilkesbarre, Pa., 1.
 (W. C. Mills) Ohio State Arch. and Hist. Society, 6.
 H. E. Buck, Delaware, O., 2.
 Willard H. Davis, Muskingum, Southern Ohio, 1.
 Museum of the American Indian, Heye Foundation, N. Y., 1.
 A. L. Addis, Albion, Ind., 1. — Total 14

Special form Leslie W. Hills, Fort Wayne, Ind., 1. — Total 1

Special form Dr. Wm. M. Beauchamp, Syracuse, N. Y., 1. — Total 1



Dr. Wm. M. Beauchamp, Syracuse, N. Y., 1.
 B. H. Young, Louisville, Ky., 1. — Total 2



M. N. Brown, Hershey, Pa., 1.
 Paul S. Tooker, Westfield, N. J., 1.
 E. L. Renno, St. Charles, Mo., 1.
 (W. C. Mills) Ohio State Arch. and Hist. Society, 6.
 A. D. Hole, Earlham Coll., Richmond, Ind., 1.
 A. A. Elchert, New Riegel, O., 7.
 C. S. Harris, Bardolph, Ill., 1.
 F. M. Hughes, Lakeville, O., 3.
 A. L. Pritchard, Fremont, O., 2.

STONE ORNAMENTS

A. C. Parker, Albany, N. Y., 1.
 W. L. Waters, Godfrey, Ill., 2.
 Museum of the American Indian, Heye Foundation, N. Y., 1.
 — Total 27



(W. C. Mills) Ohio State Arch. and Hist. Society, 2. — Total 2



C. H. Burroughs, Detroit, Mich., 1.
 F. P. Hills, Delaware, O., 1.
 (W. C. Mills) Ohio State Arch. and Hist. Society, 5.
 Academy of Natural Sciences of Philadelphia (from Eaton, Preble
 County, O.), 1.
 H. F. Burket, Findlay, O., 1.
 Museum of the American Indian, Heye Foundation, N. Y., 1.
 — Total 10



(W. C. Mills) Ohio State Arch. and Hist. Society, 2.
 W. A. Holmes, Chicago, Ill., 1. — Total 3



Museum of Geological Survey, Ottawa, Canada, 1.
 H. E. Buck, Delaware, O., 1.
 F. M. Hughes, Lakeville, O., 2.
 Academy of Natural Sciences of Philadelphia, 7.
 — Total 11



Clyde Burroughs, Detroit Museum of Art, Detroit, Mich., 1.
 A. Gerend, Cato, Wis., 1.
 (W. C. Mills) Ohio State Arch. and Hist. Society, 3.
 (G. R. Fox) Nebraska State Historical Society, Lincoln, Neb., 1.
 J. A. Brancgan, Philadelphia, Pa. (found in Virginia), 1.
 K. M. Hostetter, Minerva, O., 2.
 Leslie W. Hills, Fort Wayne, Ind., 1.
 W. F. Matchett, Pierceton, Ind., 1.
 Museum of the American Indian, Heye Foundation, N. Y., 5.
 — Total 16

DISTRIBUTION OF FORMS



J. E. Mattern, West Rush, N. Y., 1.
 W. T. Fenton, Conewango Valley, N. Y., 1.
 (W. C. Mills) Ohio State Arch. and Hist. Society, 1.
 A. D. Hole, Earlham Coll., Richmond, Ind. (found, Rush Co., Ind.), 1.
 H. E. Buck, Delaware, O., 1.
 A. A. Elchert, New Riegel, O., 7.
 J. See, Dimondale, Mich., 1.
 — Total 13



(W. C. Mills) Ohio State Arch. and Hist. Society, 15.
 H. E. Buck, Delaware, O., 1.
 H. E. Cole, Baraboo, Wis. (found, Kosciusko Co., Ind.), 1.
 F. S. Fish, Farrell, Pa., 1.
 C. S. Langridge, Albion, Mich., 1.
 Public Museum of Milwaukee, Wis., 1.
 Leslie W. Hills, Fort Wayne, Ind., 2.
 — Total 22



William Wilkinson, Fountaintown, Ind., 1. — Total 1



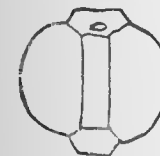
(W. C. Mills) Ohio State Arch. and Hist. Society, 15.
 J. L. Baer, Delta, Pa., 1.
 G. W. Cummings, Belvidere, N. J., 1.
 Willard Yager, Oneonta, N. Y., 2.
 — Total 19



W. T. Fenton, Conewango Valley, N. Y., 1.
 E. E. Bailey, Little Rapids, Wis., 1.
 H. E. Buck, Delaware, O., 1.
 Willard Yager, Oneonta, N. Y., 1.
 — Total 4



E. L. Renno, St. Charles, Mo., 1. — Total 1



W. T. Fenton, Conewango Valley, N. Y., 1. — Total 1

- Outline 248 Paul S. Tooker, Westfield, N. J., 1.
E. L. Renno, St. Charles, Mo., 1.
W. T. Fenton, Conewango Valley, N. Y., 3.
Leslie W. Hills, Fort Wayne, Ind., 1.
B. H. Young, Louisville, Ky., 2. — Total 8

- Outline 249 E. L. Renno, St. Charles, Mo., 1.
W. T. Fenton, Conewango Valley, N. Y., 1.
F. P. Hills, Delaware, O., 1.
C. C. Coffin, Bridgeport, Conn., 1.
Public Museum of Milwaukee, Wis., 1. — Total 5

- Outline 263 New York State Museum, Albany, N. Y., 3.
B. H. Young, Louisville, Ky., 2.
Beloit College, Beloit, Wis., 1. — Total 6

- Outline 256 E. L. Renno, St. Charles, Mo., 1.
W. T. Fenton, Conewango Valley, N. Y., 3.
W. L. Waters, Godfrey, Ill., 1. — Total 5



- (W. C. Mills) Ohio State Arch. and Hist. Society, 6.
E. F. Hassler, Byrdstown, Tenn., 1.
Museum of the American Indian, Heye Foundation, N. Y., 2. — Total 9

- Outline 254 W. T. Fenton, Conewango Valley, N. Y., 1.
A. G. Rogers, Parker, Ind., 1. — Total 2



- Wyoming Historical and Geological Society, Wilkesbarre, Pa., 1.
Peabody Museum, Salem, Mass., 2.
J. L. Baer, Delta, Pa., 2.
H. E. Buck, Delaware, O., 2.
G. P. Coleman, Williamsburg, Va., 3.
R. W. Emerson, Bridgeton, N. J., 1.
F. C. Gabriel, South Bend, Ind., 1.
C. A. Hine, Akron, O., 1.
A. G. Rogers, Parker, Ind., 2.
B. H. Lawson, Mattoon, Ill., 1.
Beloit College, Beloit, Wis., 1. — Total 17



- F. A. Stengel, Marion, O., 1. — Total 1



- Museum of the American Indian, Heye Foundation, N. Y., 6.
Robert Glenk, Louisiana State Museum, New Orleans, La., 1.
E. L. Renno, St. Charles, Mo., 2.
(W. C. Mills) Ohio State Arch. and Hist. Society, 1.
A. D. Hole, Earlham Coll., Richmond, Ind., 2.
Peabody Museum, Salem, Mass., 1.
E. R. Ballard, Winona, Miss., 1.
H. E. Buck, Delaware, O., 2.
G. P. Coleman, Williamsburg, Va., 1.
T. F. Craig, Velpen, Ind., 1.
F. Finger, Marissa, Ill., 1.
J. M. Forney, Birds Run, O., 1.
C. S. Harris, Bardolph, Ill., 1.
A. C. Parker, Albany, N. Y., 4.
J. See, Dimondale, Mich., 1.
Public Museum of Milwaukee, Wis., 1.

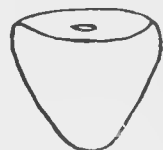
— Total 27



- H. Wadsworth, Glencoe, Minn., 1.
M. N. Brown, Hershey, Pa., 2.
(W. C. Mills) Ohio State Arch. and Hist. Society, 3.
J. L. Baer, Delta, Pa., 2.
J. A. Branegan, Philadelphia, Pa., 2.
J. M. Forney, Birds Run, O., 1.
W. H. Kennedy, Losantville, Ind., 1.
Peabody Museum, Cambridge, Mass., 1.
Museum of the American Indian, Heye Foundation, N. Y., 4. — Total 17

- Outline 262 Wyoming Historical and Geological Society, Wilkesbarre, Pa., 1.
Peabody Museum, Salem, Mass., 3.
J. A. Branegan, Philadelphia, (one found Berks Co., Pa., one found Cecil Co., Md.), 2.
W. S. Carpenter, New London, O., 3.
C. C. Coffin, Bridgeport, Conn., 1.
G. W. Cummins, Belvidere, N. J., 5.
A. A. Elchert, New Riegel, O., 1.
W. H. Kennedy, Losantville, Ind. (found, Delaware Co., Ind.), 1.
C. S. Langridge, Albion, Mich., 1.
Maine Historical Society, Portland, Me., 1.
J. D. Robertson, Holly, Mich., 1.
Edna Slaughter, Crystal Run, N. Y., 1.
J. W. Schlegel, Reading, Pa., 1.
G. E. Morris, Somerville, N. J., 1.

- A. G. Gilliland, Philadelphia, Pa. (found, Van Wert Co., O.), 1.
 Academy of Natural Sciences, Philadelphia, Pa., 2
 W. A. Holmes, Chicago, Ill., 1.
 Museum of the American Indian, Heye Foundation, N. Y., 1.
 — Total 28



- J. M. Schlegel, Reading, Pa., 2.
 W. R. Blackie, New York, N. Y., 1.
 Museum of Geological Survey, Ottawa, Canada, 1.
 Peabody Museum, Salem, Mass., 3.
 J. A. Branegan, Philadelphia, Pa., 2.
 H. E. Buck, Delaware, O., 3.
 State House, Montpelier, Vt., 1.
 W. S. Carpenter, New London, O., 2.
 H. E. Cole, Baraboo, Wis. (found, Kosciusko Co., Ind.), 1.
 G. W. Cummins, Belvidere, N. J., 6.
 F. N. Godfrey, Oldtown, Me., 2.
 K. M. Hostetter, Minerva, O., 2.
 C. S. Langridge, Albion, Mich., 1.
 J. See, Dimondale, Mich., 1.
 W. R. Whitney, Schenectady, N. Y., 1.
 F. A. Stengel, Marion, O., 1.
 Public Museum of Milwaukee, Wis., 1.
 — Total 31

- Outline 265 R. D. Wainwright, Roanoke, Va. (found near Valley River, N. C.), 1.
 A. W. Gimbi, McAdoo, Penn., 1.
 Mattatuck Historical Society, Waterbury, Conn., 1.
 G. W. Cummins, Belvidere, N. J., 1.
 H. Zubke, Thienville, Wis., 1.
 E. G. Heacock, Bethlehem, Pa., 1.
 E. G. Heacock, Bethlehem, Pa. (found in Illinois), 1.
 F. C. Dean, Ripley, N. Y., 1.
 — Total 8

- Outline 283 E. L. Renno, St. Charles, Mo., 1. — Total 1

- Outline 267 A. C. Richel, Arbela, Mo., 1.
 J. M. Schlegel, Reading, Pa., 2.
 K. M. Hostetter, Minerva, O., 1.
 — Total 4

- Outline 268 Paul S. Tooker, Westfield, N. J., 1.
 Museum of Geological Survey, Ottawa, Canada, 1.
 E. R. Ballard, Winona, Miss., 1.
 H. E. Buck, Delaware, O. (one found in Georgia), 3.
 C. B. Moore, Thornhill Lake, Fla., 1.

- W. S. Carpenter, New London, O., 2.
 C. Kobert, Lebanon, Ky., 1. — Total 10



- E. L. Renno, St. Charles, Mo., 1.
 Mattatuck Historical Society, Waterbury, Conn., 1.
 H. E. Buck, Delaware, O., 1.
 Mrs. M. C. Camp, Beebe, Ark., 1.
 H. E. Cole, Baraboo, Wis., 1.
 L. Falge, Manitowoc, Wis., 1.
 G. R. Moore, Janesville, Wis., 1.
 G. E. Morris, Somerville, N. J., 1.
 — Total 8

- Outline 270 New York State Museum, Albany, N. Y., 2.
 F. A. Stengel, Marion, O., 2.
 A. G. Gilliland, Philadelphia, Pa. (found Van Wert Co., O.), 2.
 — Total 6

- Outline 271 William Wilkinson, Fountaintown, Ind., 1.
 J. M. Cressy, Harpersville, N. Y., 1.
 State House, Montpelier, Vt., 2.
 H. N. Gibbs, West Barrington, R. I., 1.
 R. N. Davis, Everhart Museum, Scranton, Pa., 1. — Total 6

- Outline 272 Buffalo Historical Society, Buffalo, N. Y., 1.
 Wyoming Historical and Geological Society, Wilkesbarre, Pa., 1.
 Peabody Museum, Salem, Mass., 2.
 Mattatuck Historical Society, Waterbury, Conn. (found in Delaware), 1.
 J. A. Branegan, Philadelphia, Pa. (found in Burlington Co., N. J.), 2.
 J. L. Baer, Delta, Pa., 1.
 G. W. Cummins, Belvidere, N. J., 5.
 H. W. George, Methuen, Mass., 1.
 J. W. Schlegel, Reading, Pa., 1.
 F. A. Stengel, Marion, O., 1.
 T. L. Bishop, Portlandville, N. Y., 1.
 Academy of Natural Sciences of Philadelphia, 1.
 R. N. Davis, Everhart Museum, Scranton, Pa., 2.
 C. E. Cronley, Williamsport, Pa., 1.
 Stephen Van Rensselaer, Orange, N. J., 2.
 W. A. Holmes, Chicago, Ill., 1.
 H. K. Deisher, Kutztown, Pa., 1.
 University of Vermont, Burlington, Vt., 2.
 Willard Yager, Oneonta, N. Y., 2.
 Museum of the American Indian, Heye Foundation, N. Y., 3.
 — Total 32

Special form Beloit College, Beloit, Wis., 1.
Leslie W. Hills, Fort Wayne, Ind., 1. — Total 2



B. H. Young, Louisville, Ky., 1. — Total 1



American Museum of Natural History, N. Y., 1.
J. E. Mattern, West Rush, N. Y., 1.
Peabody Museum, Salem, Mass., 1. — Total 3

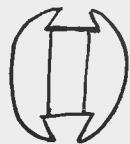
Special form Leslie W. Hills, Fort Wayne, Ind., 1.
University of Pennsylvania, Philadelphia, Pa., 1. — Total 2

Outline 275 L. O. Harris, Lebanon, O., 1.
C. Kobert, Lebanon, Ky., 1.
J. See, Dimondale, Mich., 1. — Total 3

Outline 277 E. H. Barbour, Lincoln, Neb., 1.
W. T. Fenton, Conewango Valley, N. Y., 1.
F. P. Hills, Delaware, O., 1.
A. D. Hole, Earlham Coll., Richmond, Ind., 1.
H. E. Buck, Delaware, O., 2.
C. A. Hine, Akron, O., 1. — Total 7

Outline 276 W. L. Waters, Godfrey, Ill. (one found, Madison Co., Mo.), 3.
Public Museum of Milwaukee, Wis., 1.
B. H. Young, Louisville, Ky., 1.
Leslie W. Hills, Fort Wayne, Ind., 1. — Total 6

Special form New York State Museum, Albany, N. Y., 1.
Leslie W. Hills, Fort Wayne, Ind., 1. — Total 2



Wyoming Historical and Geological Society, Wilkesbarre, Pa., 1.
Leslie W. Hills, Fort Wayne, Ind., 1.
Museum of the American Indian, Heye Foundation, N. Y., 1. — Total 3



Museum of the American Indian, Heye Foundation, N. Y., 2.
C. H. Burroughs, Detroit, Mich., 1.
Leander Whitney, Cornwall Bridge, Conn., 1.
H. A. Link, Waterloo, Ind., 1.

E. L. Renno, St. Charles, Mo., 1.
(W. C. Mills) Ohio State Arch. and Hist. Society, 4.
H. E. Buck, Delaware, O., 2.
C. S. Langridge, Albion, Mich., 1.
G. J. Sauermann, Crown Point, Ind., 1.
Public Museum of Milwaukee, Wis., 2. — Total 16



E. L. Renno, St. Charles, Mo., 1.
F. P. Hills, Delaware, O., 1.
(W. C. Mills) Ohio State Arch. and Hist. Society, 4.
Museum of Geological Survey, Ottawa, Canada, 2.
W. S. Carpenter, New London, O., 1.
J. M. Forney, Birds Run, O., 1.
(J. Henderson) University of Colorado, Boulder, Col., 1.
C. Kobert, Lebanon, Ky. (found, Marion Co., Ky.), 1.
A. C. Parker, Albany, N. Y., 10.
J. See, Dimondale, Mich., 1.
F. A. Stengel, Marion, O., 1.
Public Museum of Milwaukee, Wis., 1.
Leslie W. Hills, Fort Wayne, Ind., 1.
Museum of the American Indian, Heye Foundation, N. Y., 5. — Total 31



Clyde H. Burroughs, Detroit Museum of Arts, Detroit, Mich., 1.
F. P. Hills, Delaware, O., 1.
(W. C. Mills) Ohio State Arch. and Hist. Society, 2.
A. D. Hole, Earlham Coll., Richmond, Ind., 1.
I. B. Amos, Bushnell, Ill. (found, Brown Co. O.), 1.
H. E. Buck, Delaware, O., 1.
Mrs. M. C. Camp, Beebe, Ark., 1.
Lovell Brown, Piqua, O., 1.
A. A. Elchert, New Riegel, O., 3.
F. M. Hughes, Lakeville, O., 1.
C. S. Langridge, Albion, Mich., 1.
A. C. Parker, Albany, N. Y., 8.
A. L. Pritchard, Fremont, O., 1.
A. G. Rogers, Parker, Ind., 1.
J. D. Robertson, Holly, Mich., 1.
H. F. Burket, Findlay, O., 1.
W. A. Holmes, Chicago, Ill., 1.
A. L. Addis, Albion, Ind., 2.
Leslie W. Hills, Fort Wayne, Ind., 1.
Museum of the American Indian, Heye Foundation, N. Y., 2. — Total 32



- William Wilkinson, Fountaintown, Ind., 1.
 W. T. Fenton, Conewango Valley, N. Y., 1.
 A. D. Hole, Earlham Coll., Richmond, Ind., 1.
 H. E. Buck, Delaware, O., 1.
 F. A. Stengel, Marion, O., 1.
 Leslie W. Hills, Fort Wayne, Ind., 1. — Total 6



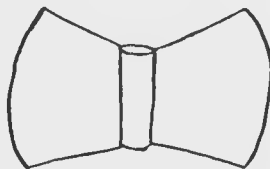
- C. H. Burroughs, Detroit, Mich., 1.
 J. A. Keniston, Newburyport, Mass., 1.
 Leander Whitney, Cornwall Bridge, Conn., 1.
 E. L. Renno, St. Charles, Mo., 2.
 (W. C. Mills) Ohio State Arch. and Hist. Society, 3.
 A. D. Hole, Earlham Coll., Richmond, Ind., 2.
 F. S. Fish, Farrell, Pa., 1.
 F. M. Hughes, Lakeville, O., 5.
 A. C. Parker, Albany, N. Y., 3.
 A. G. Gilliland, Philadelphia, Pa., 1.
 Townsend L. Bishop, Portlandville, N. Y., 1.
 H. F. Burket, Findlay, O., 1.
 Museum of the American Indian, Heye Foundation, N. Y., 5.
 — Total 27



- C. W. Manktelow, Cadillac, Mich., 1.
 Museum of the American Indian, Heye Foundation, N. Y., 4.
 — Total 5



- American Museum of Natural History, New York, N. Y., 1.
 Museum of Geological Survey, Ottawa, Canada, 1.
 H. E. Cole, Baraboo, Wis., 1.
 A. A. Elchert, New Riegel, O., 1.
 A. G. Rogers, Parker, Ind., 1.
 J. See, Dimondale, Mich., 1.
 University of Pennsylvania, 13.
 Beloit College, Beloit, Wis., 1.
 Leslie W. Hills, Fort Wayne, Ind., 1. — Total 21



- W. T. Fenton, Conewango Valley, N. Y., 3.
 A. G. Rogers, Parker, Ind., 1.
 J. See, Dimondale, Mich., 1.
 Public Museum of Milwaukee, Wis., 3.
 C. B. Moore, Thornhill Lake, Fla., 2.
 Wisconsin Historical Society, Wis., 1.
 Museum of the American Indian, Heye Foundation, N. Y., 2.
 Beloit College, Beloit, Wis., 2. — Total 15



- Wyoming Historical and Geological Society, Wilkesbarre, Pa., 1.

- Outline 294 Wyoming Historical Society, Wilkesbarre, Pa., 1.
 J. G. Laidecker, Mocanaqua, Pa., 30.
 R. E. Dodge, Santa Cruz, Cal., 1.
 M. N. Brown, Hershey, Pa., 1.
 (W. C. Mills) Ohio State Arch. and Hist. Society, 5.
 Museum of Geological Survey, Ottawa, Canada, 1.
 Peabody Museum, Salem, Mass., 1.
 J. A. Branegan, Philadelphia, Pa. (one found, Cecil Co., Md.), 2.
 H. E. Buck, Delaware, O., 1.
 F. M. Hughes, Lakeville, O., 1.
 W. P. Lewis, Phillipsburg, N. J., 1.
 G. R. Moore, Janesville, Wis., 1.
 A. L. Pritchard, Fremont, O., 1.
 J. See, Dimondale, Mich., 2.
 G. J. Saueremann, Crown Point, Ind., 1.
 G. E. Morris, Somerville, N. J., 1.
 Public Museum of Milwaukee, Wis., 2.
 W. A. Holmes, Chicago, Ill., 1.
 Museum of the American Indian, Heye Foundation, N. Y., 1.
 — Total 55

- Outline 273 Ernest Shoemaker, Brooklyn, N. Y., 1.
 J. M. Cressy, Harpursville, N. Y., 1.
 J. M. Schlegel, Reading, Pa., 1.
 (W. C. Mills) Ohio State Arch. and Hist. Society, 10.
 Museum of Geological Survey, Ottawa, Canada, 2.
 Peabody Museum, Salem, Mass., 1.
 J. L. Baer, Delta, Pa., 1.
 H. E. Buck, Delaware, O., 1.
 C. C. Coffin, Bridgeport, Conn. (found in Indiana), 1.
 H. E. Cole, Baraboo, Wis., 1.
 G. W. Cummins, Belvidere, N. J., 3.
 M. G. Hill, Afton, N. Y., 1.
 C. Kobert, Lebanon, Ky., 1.
 A. G. Rogers, Parker, Ind., 1.
 J. W. Schlegel, Reading, Pa., 2. — Total 28

- Outline 293 M. N. Brown, Hershey, Pa., 2.
 E. H. Barbour, Lincoln, Neb., 1.
 E. L. Renno, St. Charles, Mo., 1.
 H. E. Cole, Baraboo, Wis., 1.


A. A. Elchert, New Riegel, O., 1.
 A. L. Hess, Philadelphia, Pa., 3.
 Museum of the American Indian, Heye Foundation, N. Y., 4.
 — Total 13

Outline 295

E. L. Renno, St. Charles, Mo., 1.
 (J. Henderson) University of Colorado, Boulder, Col., 1.
 J. F. Metzger, Bridgeport, Conn., 1.
 A. G. Rogers, Parker, Ind., 1.
 Leslie W. Hills, Fort Wayne, Ind., 1.
 — Total 5



Robert Glenk, Louisiana State Museum, New Orleans, La., 1.
 W. S. Carpenter, New London, O., 1.
 C. C. Coffin, Bridgeport, Conn. (found in Missouri), 1.
 G. W. Cummins, Belvidere, N. J., 1.
 A. G. Rogers, Parker, Ind., 1.
 — Total 5



J. E. McLain, Bluffton, Ind., 1.
 — Total 1



C. H. Burroughs, Detroit, Mich., 2.
 M. N. Brown, Hershey, Pa., 1.
 Wm. H. Gray, Jr., Columbus, Ga. (found, Lee Co., Ala.), 1.
 W. T. Fenton, Conewango Valley, N. Y., 1.
 (W. C. Mills) Ohio State Arch. and Hist. Society, 10.
 P. A. Brannon, Montgomery, Ala., 1.
 F. N. Godfrey, Oldtown, Me., 1.
 J. A. Humphrey, Birmingham, Ala., 1.
 C. Kobert, Lebanon, Ky., 1.
 Public Museum of Milwaukee, Wis., 1.
 C. B. Moore, Thornhill Lake, Fla., 1.
 C. W. Manktelow, Cadillac, Mich., 1.
 Museum of the American Indian, Heye Foundation, N. Y., 3.
 — Total 25



Wyoming Historical and Geological Society, Wilkesbarre, Pa., 1.
 Johnson Co., Iowa, 1.
 M. N. Brown, Hershey, Pa., 1.
 E. L. Renno, St. Charles, Mo., 5.
 (W. C. Mills) Ohio State Arch. and Hist. Society, 3.
 Museum of the American Indian, Heye Foundation, N. Y., 1.
 E. F. Hassler, Byrdstown, Tenn., 1.
 — Total 13




(W. C. Mills) Ohio State Arch. and Hist. Society, 3.
 State Department of Archives and History, Montgomery, Ala., 2.
 — Total 5

Outline 300

New York State Museum, Albany, N. Y., 2.
 R. D. Wainwright, Roanoke, Va. (found, Buncombe Co., N. C.), 1.
 Museum of Geological Survey, Ottawa, Canada, 1.
 — Total 4



H. E. Buck, Delaware, O., 1.
 A. C. Parker, Albany, N. Y., 1.
 Museum of the American Indian, Heye Foundation, N. Y., 1.
 — Total 3



Wm. F. Lange, Harpersville, N. Y., 2.
 (W. C. Mills) Ohio State Arch. and Hist. Society, 2.
 A. C. Parker, Albany, N. Y., 1.
 Public Museum of Milwaukee, Wis., 1.
 — Total 6



J. A. Rayner, Piqua, O., 2.
 — Total 2

Special form

W. A. Holmes, Chicago, Ill., 1.
 — Total 1



(W. C. Mills) Ohio State Arch. and Hist. Society, 2.
 H. E. Buck, Delaware, O., 1.
 A. A. Elchert, New Riegel, O., 7.
 Academy of Natural Sciences of Philadelphia (found in Hamilton, Butler Co., O.), 1.
 Leslie W. Hills, Fort Wayne, Ind., 1.
 — Total 12



(W. C. Mills) Ohio State Arch. and Hist. Society, 1.
 C. S. Langridge, Albion, Mich., 1.
 G. A. West, Milwaukee, Wis., 1.
 A. G. Gilliland, Philadelphia, Pa., 1.
 Academy of Natural Sciences of Philadelphia (from Highland Co., O.), 1.
 B. H. Young, Louisville, Ky., 1.
 Museum of the American Indian, Heye Foundation, N. Y., 1.
 — Total 7



G. A. West, Milwaukee, Wis., 1.
 B. H. Young, Louisville, Ky., 1.
 — Total 2

- Outline 38 E. L. Renno, St. Charles, Mo., 1.
Peabody Museum, Salem, Mass., 2.
Mattatuck Historical Society, Waterbury, Conn., 1.
F. Finger, Marissa, Ill., 1.
W. H. Kennedy, Losantville, Ind., 1.
Willard Yager, Oneonta, N. Y., 1. — Total 7



- C. H. Burroughs, Detroit, Mich., 1.
Paul S. Tooker, Westfield, N. J. (found, Lehigh Valley, Pa.), 1.
W. R. Blackie, New York, N. Y., 1.
(W. C. Mills) Ohio State Arch. and Hist. Society, 3. — Total 6

- Special form Paul S. Tooker, Westfield, N. J. (found, Lehigh Valley, Pa.), 1.
Ernest Shoemaker, Brooklyn, N. Y., 1.
(W. C. Mills) Ohio State Arch. and Hist. Society, 7. — Total 9

- Special form R. W. Emerson, Bridgeton, N. J., 1. — Total 1



- C. H. Burroughs, Detroit, Mich., 3.
E. L. Renno, St. Charles, Mo., 4.
G. A. Persell, Jamestown, N. Y., 1.
(W. C. Mills) Ohio State Arch. and Hist. Society, 10.
Mattatuck Historical Society, Waterbury, Conn., 2.
J. A. Branegan, Philadelphia, Pa., 1.
J. L. Baer, Delta, Pa., 1.
W. H. Banser, Honeoye Falls, N. Y., 2.
W. F. Clendenin, Sparta, Ill., 1.
F. Finger, Marissa, Ill., 1.
A. L. Hess, Philadelphia, Pa., 1.
C. A. Hine, Akron, O., 1.
W. H. Kennedy, Losantville, Ind., 1.
Willard Yager, Oneonta, N. Y., 1. — Total 30



- E. L. Renno, St. Charles, Mo., 3.
(W. C. Mills) Ohio State Arch. and Hist. Society, 6.
Mrs. M. C. Camp, Beebe, Ark., 1. — Total 10



- H. A. Link, Waterloo, Ind., 1.
(W. C. Mills) Ohio State Arch. and Hist. Society, 3.
Mrs. M. C. Camp, Beebe, Ark., 1. — Total 5



- A. C. Riebel, Arbela, Mo., 1.
E. L. Renno, St. Charles, Mo., 1.
(W. C. Mills) Ohio State Arch. and Hist. Society, 2.
P. A. Brannon, Montgomery, Ala., 1.
Mrs. M. C. Camp, Beebe, Ark., 1.
A. C. Parker, Albany, N. Y., 5.
Museum of the American Indian, Heye Foundation, N. Y., 1. — Total 12



- C. H. Burroughs, Detroit, Mich., 1.
W. M. Alexander, Louisville, N. Y., 1.
Ernest Shoemaker, Brooklyn, N. Y. (found, Alexander Co., Va.), 1.
W. H. Banser, Honeoye Falls, N. Y., 1.
G. P. Coleman, Williamsburg, Va., 1.
J. A. Humphreys, Birmingham, Ala., 1. — Total 6

- Outline 327 J. D. Taylor, Bristol, Tenn., 1.
G. P. Coleman, Williamsburg, Va., 1.
A. C. Parker, Albany, N. Y., 2. — Total 4

- Outline 328 J. D. Taylor, Bristol, Tenn., 1.
F. A. Stengel, Marion, O., 1.
C. B. Moore, Florida, 1. — Total 3

- Outline 329 J. M. Schlegel, Reading, Pa., 1. — Total 1

- Outline 331 J. D. Taylor, Bristol, Tenn., 1.
C. C. Coffin, Bridgeport, Conn. (found, Muncie, Ind.), 1. — Total 2

- Outline 330 Museum of the American Indian, Heye Foundation, N. Y., 1.
(W. C. Mills) Ohio State Arch. and Hist. Society, 2.
Wyoming Historical and Geological Society, Wilkesbarre, Pa., 1. — Total 4

- Outline 333 C. W. Manktelow, Cadillac, Mich., 1.
G. W. Racey, Shawanee, Tenn., 1.
W. T. Fenton, Conewango Valley, N. Y., 1.
H. E. Buck, Delaware, O., 1. — Total 4



- C. H. Burroughs, Detroit, Mich., 1.
M. N. Brown, Hershey, Pa., 1.
American Museum of Natural History, New York, N. Y., 1.
E. L. Renno, St. Charles, Mo., 3.
E. E. Bailey, Little Rapids, Wis., 1.
F. M. Hughes, Lakeville, O., 1.
C. S. Langridge, Albion, Mich., 1. — Total 9

STONE ORNAMENTS



M. N. Brown, Hershey, Pa., 1.
A. M. Brooking, Inland, Neb., 1.
F. S. Fish, Farrell, Pa., 1.

— Total 3



(W. C. Mills) Ohio State Arch. and Hist. Society, 2.
F. E. Coleman, Pasadena, Cal., 1.
E. W. Payne, Springfield, Ill., 1.
A. G. Rogers, Parker, Ind., 1.
E. F. Hassler, Byrdstown, Tenn., 1.

— Total 6



H. E. Buck, Delaware, O., 1.
W. McIntosh, St. John, N. B., 3.
E. W. Payne, Springfield, Ill., 1.

— Total 5



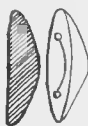
M. N. Brown, Hershey, Pa., 1.
E. L. Renno, St. Charles, Mo., 2.
G. P. Coleman, Williamsburg, Va., 1.

— Total 4



M. N. Brown, Hershey, Pa., 1.
A. G. Rogers, Parker, Ind., 1.

— Total 2



M. N. Brown, Hershey, Pa., 2.
William H. Gray, Jr., Columbus, Ga., 1.
E. L. Renno, St. Charles, Mo., 2.
H. E. Buck, Delaware, O., 4.
Mrs. M. C. Camp, Beebe, Ark., 1.
B. H. Young, Louisville, Ky., 3.

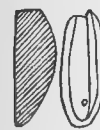
— Total 13



W. T. Fenton, Conewango Valley, N. Y., 1.
Museum of Geological Survey, Ottawa, Canada, 1.
J. A. Branegan, Philadelphia, Pa., 1.

— Total 3

DISTRIBUTION OF FORMS



C. H. Burroughs, Detroit, Mich., 3.
J. G. Laidecker, Mocanaqua, Pa., 3.
(W. C. Mills) Ohio State Arch. and Hist. Society, 2.
J. A. Branegan, Philadelphia, Pa., 1.
L. Falge, Manitowoc, Wis., 1.
A. L. Pritchard, Fremont, O., 2.
A. G. Rogers, Parker, Ind., 1.
G. J. Sauermann, Crown Point, Ind., 1.
Public Museum of Milwaukee, Wis., 3.
A. G. Gilliland, Philadelphia, Pa., 1.
Museum of the American Indian, Heye Foundation, N. Y., 8.

— Total 26

Outline 345

R. E. Dodge, Santa Cruz, Cal., 1.
American Museum of Natural History, N. Y., 1.

— Total 2

Special form

Mrs. H. V. A. McMurray, Washington, D. C., 1.

— Total 1




Mrs. M. C. Camp, Beebe, Ark., 1.

— Total 1



H. E. Buck, Delaware, O., 1.
G. P. Coleman, Williamsburg, Va., 1.

— Total 2



Museum of Geological Survey, Ottawa, Canada, 3.
Peabody Museum, Salem, Mass., 1.
Mattatuck Historical Society, Waterbury, Conn. (found in Ohio), 1.
A. A. Elchert, New Riegel, O., 1.
R. F. Pettit, Albuquerque, N. M., 1.
F. A. Stengel, Marion, O., 1.


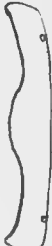




— Total 8



Ernest Shoemaker, Brooklyn, N. Y., 2.
W. R. Blackie, New York, N. Y., 1.
J. A. Branegan, Philadelphia, Pa., 1.
I. B. Ainos, Bushnell, Ill. (found in Warren Co., O.), 1.

— Total 5

STONE ORNAMENTS

- Outline 359 American Museum of Natural History, New York City, N. Y., 1.
W. T. Fenton, Conewango Valley, N. Y., 1. — Total 2
- Outline 356 R. E. Dodge, Santa Cruz, Cal., 1.
C. B. Moore, Duval Co., Fla., 1. — Total 2
-  Museum of Geological Survey, Ottawa, Canada, 1.
G. P. Coleman, Williamsburg, Va., 1.
A. G. Rogers, Parker, Ind., 1. — Total 3
-  W. T. Fenton, Conewango Valley, N. Y., 1.
A. A. Elchert, New Riegel, O., 1.
C. S. Langridge, Albion, Mich., 1. — Total 3
-  C. W. Manktelow, Cadillac, Mich., 1. — Total 1
- Special forms William Wilkinson, Fountaintown, Ind., 1.
H. E. Buck, Delaware, O., 2. — Total 3
-   (W. C. Mills) Ohio State Arch. and Hist. Society, 2.
H. E. Buck, Delaware, O., 3.
J. See, Dimondale, Mich., 1. — Total 6
- Special forms R. E. Dodge, Santa Cruz, Cal., 1.
J. W. Saunders, Camden, Tenn., 1. — Total 2
-  Mrs. M. C. Camp, Beebe, Ark., 2. — Total 2

DISTRIBUTION OF FORMS



- R. D. Wainwright, Roanoke, Va. (found near St. Petersburg, Fla.), 2.
E. L. Renno, St. Charles, Mo., 4.
William Wilkinson, Fountaintown, Ind., 1.
J. S. Cawley, Somerville, N. J., 1.
A. A. Elchert, New Riegel, O., 1.
J. M. Floor, Petersburg, O., 1.
F. N. Godfrey, Oldtown, Me., 3.
M. N. Brown, Hershey, Pa., 2.
A. L. Hess, Philadelphia, Pa., 1.
W. McIntosh, St. John, N. B., 11.
A. C. Parker, Albany, N. Y., 1. — Total 28



- (W. C. Mills) Ohio State Arch. and Hist. Society, 3.
J. S. Cawley, Somerville, N. J., 5.
A. C. Parker, Albany, N. Y., 1. — Total 9



- J. S. Cawley, Somerville, N. J., 4.
T. F. Craig, Velpen, Ind., 1.
Mrs. L. W. Murray, Athens, Pa., 1.
A. C. Parker, Albany, N. Y., 1. — Total 7



- D. O. Brewster, Massachusetts Normal Art School, Boston, 1.
(W. C. Mills) Ohio State Arch. and Hist. Society, 7.
G. P. Coleman, Williamsburg, Va., 3.
J. W. Saunders, Camden, Tenn., 1.
Museum of the American Indian, Heye Foundation, N. Y., 6. — Total 18



- D. O. Brewster, Massachusetts Normal Art School, Boston, 3.
W. A. Lowe, Massillon, O., 1.
J. W. Jackson, Belchertown, Mass., 1.
(W. C. Mills) Ohio State Arch. and Hist. Society, 8.
J. S. Cawley, Somerville, N. J., 10.
G. P. Coleman, Williamsburg, Va., 2.
Academy of Natural Sciences of Philadelphia, 1. — Total 26






- Museum of the American Indian, Heye Foundation, N. Y., 1.
Wm. H. Gray, Jr., Columbus, Ga. (found, Coosa Co., Ala.), 7.
(W. C. Mills) Ohio State Arch. and Hist. Society, 6.
J. S. Cawley, Somerville, N. J., 1.
G. P. Coleman, Williamsburg, Va., 10. — Total 25

Outline 392

- W. T. Fenton, Conewango Valley, N. Y., 1.
I. B. Amos, Bushnell, Ill. (found, Green Lake Co., Wis.), 1. — Total 2

- Outline 393 C. W. Manktelow, Cadillac, Mich., 1. — Total 1
- Outline 394 W. T. Fenton, Conewango Valley, N. Y., 1.
J. M. Schlegel, Reading, Pa., 1.
A. D. Hole, Earlham Coll., Richmond, Ind., 1.
Peabody Museum, Salem, Mass., 1.
J. M. Floor, Petersburg, O., 1.
R. F. Pettit, Albuquerque, N. M., 1.
A. G. Rogers, Parker, Ind., 1.
C. B. Moore, Duval Co., Fla., 1. — Total 8
- Outline 395 Museum of the American Indian, Heye Foundation, N. Y., 1.
A. W. Gimbi, McAdoo, Pa., 1.
C. Kobert, Lebanon, Ky., 1. — Total 3
- Outline 396 Mrs. H. V. A. McMurray, Washington, D. C., 1.
W. T. Fenton, Conewango Valley, N. Y., 1.
A. S. Purchase, Syracuse, N. Y., 1. — Total 3
- Outline 394 I. B. Amos, Bushnell, Ind., 2.
C. C. Coffin, Bridgeport, Conn., 1.
H. N. Gibbs, West Barrington, R. I., 1.
Museum of the American Indian, Heye Foundation, N. Y., 5.
J. D. Robertson, Holly, Mich., 1. — Total 10
- Special forms R. D. Wainwright, Roanoke, Va., 1.
F. A. Stengel, Marion, O., 1.
A. G. Gilliland, Philadelphia, Pa., 1. — Total 3
- Outline 395 Museum of the American Indian, Heye Foundation, N. Y., 1.
Ernest Shoemaker, Brooklyn, N. Y., 1.
Mattatuck Historical Society, Waterbury, Conn., 1. — Total 3
- Outline 397 W. T. Fenton, Conewango Valley, N. Y., 1.
A. G. Rogers, Parker, Ind., 1. — Total 2
- Outline 389 K. M. Hostetter, Minerva, O., 2.
New York State Museum, Albany, N. Y., 15.
P. H. Barbour, Lincoln, Neb., 1.
I. B. Amos, Bushnell, Ill. (one found in Park Co., Ind., one found in Preble Co., O.), 2.

- E. R. Ballard, Winona, Miss., 1.
J. M. Floor, Petersburg, O., 1.
C. Kobert, Lebanon, Ky., 1.
A. G. Rogers, Parker, Ind., 2.
F. A. Stengel, Marion, O., 1.
Leslie W. Hills, Fort Wayne, Ind., 2. — Total 28
- Outline 399 New York State Museum, Albany, N. Y., 3.
C. H. Burroughs, Detroit, Mich., 1.
W. Wilkinson, Fountaintown, Ind., 1.
C. C. Coffin, Bridgeport, Conn. (found in Cass Co., Ill.), 1.
J. A. Humphreys, Birmingham, Ala., 1.
C. B. Moore, West Coast, Fla., 1. — Total 8
- 
- New York State Museum, Albany, N. Y., 5.
W. T. Fenton, Conewango Valley, N. Y., 1.
I. B. Amos, Bushnell, Ill. (found in Wayne Co., O.), 1.
A. A. Elchert, New Riegel, O., 2.
F. S. Fish, Farrell, Pa., 1.
K. M. Hostetter, Minerva, O., 1.
A. L. Pritchard, Fremont, O., 1.
F. A. Stengel, Marion, O., 2.
C. B. Moore, St. Johns River, Fla., 1.
C. B. Moore, West Coast, Fla., 3.
State House, Montpelier, Vt., 1. — Total 19
- Outline 400 C. H. Jackson, Kansas, 1.
H. E. Buck, Delaware, O., 1.
A. G. Rogers, Parker, Ind., 2.
F. A. Stengel, Marion, O., 1.
E. G. Heacock, Bethlehem, Pa. (found in South Carolina), 1.
Leslie W. Hills, Fort Wayne, Ind., 4. — Total 10
- Outline 401 J. G. Laidecker, Mocanaqua, Pa., 1. — Total 1
- Outline 402 Wyoming Historical and Geological Society, Wilkesbarre, Pa., 1.
Peabody Museum, Cambridge, Mass., 1.
Museum of the American Indian, Heye Foundation, N. Y., 1. — Total 3
- Special forms Wyoming Historical and Geological Society, Wilkesbarre, Pa., 1.
J. M. Weills, Vero, Fla., 1.
E. F. Hassler, Byrdstown, Tenn., 1.
Dr. Wm. M. Beauchamp, Syracuse, N. Y., 1.
B. H. Young, Louisville, Ky., 1.

	Beloit College, Beloit, Wis., 1.	
	University of Vermont, Burlington, Vt., 1.	-- Total 7
Outline 389	A. G. Rogers, Parker, Ind., 1.	-- Total 1
Outline 385	R. E. Dodge, Santa Cruz, Cal., 1.	
	W. T. Fenton, Conewango Valley, N. Y., 1.	
	Peabody Museum, Salem, Mass., 1.	
	Mattatuck Historical Society, Waterbury, Conn. (found, West Virginia), 1.	
	G. P. Coleman, Williamsburg, Va., 1.	
	C. B. Moore, West Coast, Fla., 2.	
	Leslie W. Hills, Fort Wayne, Ind., 1.	-- Total 8
Outline 385	New York State Museum, N. Y., 9.	
	A. G. Rogers, Parker, Ind., 3.	
	W. A. Holmes, Chicago, Ill., 1.	-- Total 13
Outline 388	R. E. Dodge, Santa Cruz, Cal., 1.	-- Total 1
	Museum of the American Indian, Heye Foundation, N. Y., 4.	
	R. E. Dodge, Santa Cruz, Cal., 1.	
	R. D. Wainwright, Roanoke, Va., 1.	
	W. Wilkinson, Fountaintown, Ind., 1.	
	T. L. Bishop, Portlandville, N. Y., 1.	-- Total 8
	H. E. Buck, Delaware, O., 1.	-- Total 1

There are scattered through Mr. C. B. Moore's various reports of explorations in the South, pictures of 99 plummets, many of which are grooved at each end, but the majority are grooved at one end. Some are slightly flattened, several might be classed as effigy or specialized forms.

CHAPTER XXIV. SOME SPECIAL TABLES

In the following tables totals of several collections which were not included in Chapter XXIII, appear.

The collection of Phillips Academy has not been grouped in detail, for the reason that at some future time it may be thought advisable to publish a bulletin upon this collection. Therefore the tabulation of all of the specimens is omitted.

There has been no special effort to tabulate collections in the State of Tennessee, for the reason that W. E. Myer, Esq., of Carthage, Tennessee, and the author of this volume, are now at work on a book devoted to the archaeology of that state.

In spite of these two exceptions sufficient references have been made to the collection in Phillips Academy and the several collections in the State of Tennessee to give an idea of their character and afford students some data on which to work.

Mr. Douglass's grouping of specimens is different from that followed in this volume, yet he has subdivided to such an extent that the average student will have no difficulty in tracing the distribution of forms.

The splendid collection from the Logan Museum, Beloit College, was reported after page proof had been struck. It was therefore impossible to include the complete description sent by Mr. Buell, the Curator, and a table is presented instead.

It has been impossible to classify some of the unusual or unique forms. While the author does not approve of the terms unusual and unique, yet as the objects listed below cannot be classified and present exceptions to the general rule, they are so termed:—

Museum of the American Indian, Heye Foundation, New York
Seven unusual forms from Ohio
Two unusual forms from Pennsylvania
Seven unusual forms from Indiana
Two unusual forms from Georgia
Wyoming Historical and Geological Society, Wilkesbarre, Pennsylvania
Five unusual forms from Pennsylvania
One unusual form from Ohio
One unusual form from Mississippi
New York State Museum, Albany, New York
Seven unusual forms from New York
Buffalo Society Natural Sciences (Dr. Howland), Buffalo, New York
Eleven unusual forms from New York

TOTAL OF OBJECTS EITHER DIRECTLY OR INDIRECTLY STUDIED OR REPORTED

General Tables	4522
A. E. Douglass Table	1385
Andover Collection	1592
Smithsonian Collection	500 + certainly more
American Museum of Natnral History Collection	400 + certainly more
W. O. Emery Collection	529
Peabody Museum, Harvard (not listed), Collection	100 + certainly more
Illustrated in Reports	1000 +
Collections along Susquehanna River, about	400
Paul S. Tooker Collection, about	80
Wisconsin Historical Society (not listed) about	100
Logan Museum, Beloit College, Beloit, Wis.	273
Mattatuck Historical Society, Waterbury, Conn.	54
Rev. E. M. Gearhart, Indiana, Pa.	100 +
J. J. Braecklein, Esq., Kansas City, Mo.	100 +
Dr. J. M. Pastle, De Kalb, Ill.	55
Other correspondents	31
Grand total	11,221

GROUPING OF SPECIMENS OF W. O. EMERY

PROBLEMATICAL-ORNAMENTAL COLLECTION

Gorget, 2 holes	160
Gorget, 3 holes	5
Pendants	135
Tubes and narrow banners	50
Birds	38
Gorget-amulets	6
Bar amulets	15
Tube banners	8
Boat-stones	22
Plummets	16
Winged banners	52
Pick banners	22
Total	529

DISTRIBUTION BY STATES

OF ORNAMENTAL AND PROBLEMATICAL FORMS IN THE PHILLIPS ACADEMY COLLECTION, ANDOVER, MASS.

Maine	33	Indiana	86
Vermont	1	Ohio	384
Massachusetts	75	Kentucky	5
Rhode Island	3	North Carolina	1
New York	6	South Carolina	1
Pennsylvania	35	Georgia	17
Maryland	1	Florida	2
Virginia	6	Alabama	2
West Virginia	9	Tennessee	44
Wisconsin	5	Arkansas	1
Michigan	26	California	3
Iowa	1	Montana	1
Illinois	12	Alaska	3
Missouri	4		

SPECIMENS NOT INCLUDED ON PRECEDING PAGE

New England	1	Wheeler Collection (Massachusetts)	45
Perkins Collection (Massachusetts)	10	Marks Collection (Maine)	31
Unfinished objects	36	Bicaves	164
Unfinished "ceremonials"	37	Plummets (Maine)	470
Unclassified	31		
Total		Total	1592

Beloit College, Logan Museum, Beloit, Wisconsin, Ira M. Buell, Curator, reports about eight hundred specimens, "in which the idea of ornament enters with more or less fullness." Omitting a number of forms which I have not included in the ornamental class from Mr. Buell's list, there remain as follows:—

		<i>No. of Specimens</i>
CONES	Globular, pyramid oval, one flat side, three to five centimeters.	19
OVATES		25
TUBES	The smaller are closely related to the pipes. Others from thirty to forty centimeters in length.	22
PLUMMETS	Two kinds, perforated or grooved for cord. Rock of many kinds, shape from globular to fusiform.	36
BIRD-STONES	Six of slate, large eyes, eight to fifteen centimeters long, very finely worked. Two saddle-stones, one slate, one porphyry.	8
BUTTERFLY-STONES	Ridged margin cut at centre on one or both edges. Slate argillite.	11
BANNER-STONES	Wings symmetrical, margin whole. Rectangular, elliptical or crescentic outline.	24
GORGETS AND PENDANTS	Triangle, quadrangle, pentagon, <i>sides</i> straight, convex, concave, <i>faces</i> plane, curved, ridged. Fusiform, elliptical, oval; claystone, slate, catlinite.	59
GORGETS	Two-hole oblong, fusiform, oval, elliptical, quadrangular, sides straight, convex, concave.	35
BAR-TYPE	Pick-form, fusiform, transverse perforation, straight or curved, from oval pointed to linear.	9
L STONES	Three perforated, one with double L, slate	4
CHISEL FORMS	Too near industrials for clear discrimination, but forms illustrate.	21
Total		273

STONE ORNAMENTS

A. E. DOUGLASS COLLECTION

AMERICAN MUSEUM NATURAL HISTORY, NEW YORK

	Banner-stones	Stone Gorgets	Bar Amulets	Bird Amulets	Discoidals	Small Discs and Spindle Whorls	Tubes and Perforated Stones	Pendants, Plumets and Sinkers	Stone Ornaments
UNITED STATES:									
East of Rocky Mountains	12	15	1		5	4	1		12
New England	4	2		1				13	3
New Hampshire	1	1							
Vermont				1			2		
Massachusetts	2	1		2				17	
Rhode Island								5	
Connecticut		1							
New York	5	20	1	16		1		39	4
New Jersey	4	2				3	2	1	
Pennsylvania	5	1					3	4	
Maryland	1								
Delaware	1							2	
Virginia	2	1	1		1	1	1	1	
West Virginia	2	21	1		1	21		2	10
Kentucky	9	6	1		7	26	2	2	13
Tennessee	3	6		1	36	28	3	6	1
Ohio	100	213	22	35	4	3	45	16	23
Indiana	11	14	2	1				1	4
Michigan	15	32	6	10			1		
North Carolina	13	3			17	38	6	1	8
South Carolina		2						2	1
Georgia	3	5	3	1	16	16	4	1	3
Florida	9	2						134	2
Alabama		1			2	2	1		

SPECIAL TABLES

	Banner-stones	Stone Gorgets	Bar Amulets	Bird Amulets	Discoidals	Small Discs and Spindle Whorls	Tubes and Perforated Stones	Pendants, Plumets and Sinkers	Stone Ornaments
Mississippi	1	2				3			1
Missouri	1	5			9	14	1	16	11
Illinois		1		2	5	1			2
Iowa						1			
Wisconsin	1								1
Kansas	1							2	
Dakota		2							
California							1	2	3
Oregon								2	
Arizona									1
	206	359	38	70	103	162	73	269	103

Grand total, 1383

CHAPTER XXV. THE QUESTION OF PATINA OR AGE

In Europe, where various artifacts of human origin are found in caverns or river sands and gravels associated with bones of extinct mammals, it has not been difficult to assign man a considerable antiquity. There are students of archaeology in Europe who have investigated the subject of patina and weathering.

I am told by those familiar with European archaeology that this is considered a difficult and uncertain subject even in Europe where considerable work along these lines has been done. In the United States, therefore, it is practically impossible to settle the question of age by studying the surfaces of specimens.

Professor Williams in March, 1906, and again in May of last year, with the kind assistance of Professor John D. Irving of Lehigh University and Professor Benjamin L. Miller of Lehigh University, secured some data on this subject. In this chapter I have presented Professor Williams's observations. It is a subject that requires a skilled geologist, mineralogist and chemist to handle properly, and I therefore refrain from making observations.

Professor W. O. Emery, employed as expert chemist by the Department of Agriculture, Washington, has devoted his spare time collecting ornaments and problematical stones, the past twenty-five years. Professor Emery has in his collection 529 (See page 334). I asked Professor Emery to make a report for me as a chemist, on his collection. This was asking entirely too much of him since it requires months to prepare a technical analysis and description of the surfaces of these 529 specimens. However, he presents views on the subject and I herewith quote from his letter of November 2, 1916.

"Touching the antiquity of specimens commonly designated 'ceremonial', particularly those of banded or huronian slate, I am not at all enthusiastic over the possibility of determining their age even approximately by a chemical examination of the superficial layer or possible coating (patina). Of the five hundred 'slates' in my collection, only one is conspicuous by what might perhaps be designated as patina, and yet to me it would appear extremely hazardous to assign to such specimen greater antiquity than to many others of decidedly fresher aspect. So many factors other than time enter into the ageing process of this class of artifacts during exposure to elemental influences that the surface of a specimen can only very remotely serve as an index of age. A superficially bleached

ceremonial may or may not be very old, such appearance resulting from widely varying conditions of moisture, cold, heat, soil acidity, etc., during the repose of the object on or in the ground."

Before presenting Professor Williams's remarks I desire to state that if Professor Emery had the time to examine carefully his collection from the point of view of a chemist, I feel certain that he would be able to make some observations of real value. The work done by Professor Williams, Professor Irving and Professor Miller is presented and continues to the end of page 349.

CRITERIA OF AGE

EDWARD H. WILLIAMS, JR.

How far can the extent of patination be used to indicate the lapse of time between the interment of a stone artifact and its exhumation? It is evident that we must exclude that acquired before interment, and this latter may consist of two parts: that acquired before the formation of the piece, and that gained by use.

The excavator must have a trained eye. Otherwise he may report of the same instant of interment all the objects found at a given depth in apparently undisturbed soil. The trained eye recognizes the worked-over soil of a previously rifled interment: the density or looseness of the mantle: its aridity or saturation: the abundance and kinds of salts previously or at present in solution — or their entire absence: the changes in regional drainage: the chances of submergence: the proximity of springs or streams.

All objects in a small area and at approximately the same distance from the surface have not been buried at one interment, even if there seems to have been no subsequent disturbance of the overlying soil. Darwin notes the burying power of earthworms, and the finding of a current coin resting immediately against a Roman pavement, and beneath apparently undisturbed covering. In a more sporadic manner surface objects may be washed into the cavities formed when trees are uprooted by wind, and covered by the soil dropped from the upturned roots. Before removing objects from a definite layer exposed in excavation, their manner of assemblage and congruity should be studied. If incongruity is evident, the vertical section of the excavation should be studied for traces of fortuitous introduction.

Regarding patination, we find very good checks in its estimate if we find entire and fragmentary artifacts intermingled. This is especially the case when pierced objects have broken along the drill-holes. In some cases the fragments have been at once thrown away, and we can readily measure the patination of the interior of the drill-hole, and compare it

with the greater patination of the surface parts which were handled or exposed to staining due to cooking, fire, or smoke.

Very few stone artifacts were absolutely fresh when buried, except in the accumulations of rejects at a factory. It can be said that very many objects were more or less patinated (incident to weathering or decomposition) as they came from the hands of the maker.

Where weathering causes softening there would be a necessity for the selection of fresh material to form artifacts for impact. On the contrary, soft and sectile stones of compact texture are especially adapted to the formation of ornamental and problematical objects. Where these do not outcrop near the workshop a search is made for weathered pebbles in the river gravels. Where weathering does not impair the efficiency of a tool or weapon there is little need of obtaining fresh material. The examination of many thousand knives, arrows, spears, and other forms with cutting edges, shows the edges to have been formed indiscriminately from fresh or weathered material, such as the flints, cherts, highly ferruginous jaspers, quartzites and other rocks of the Lehigh region.

The maker of tools, weapons and ceremonial objects did not throw away labor in quarrying material when it came to hand in abundant suitable shapes. Near the seashore of a rocky region he found beds of shingle. Some New Zealand celts were formed by sharpening one edge of a jade cobble. In the Lehigh region and to the west the drift sheets furnished abundant pebbles, cobbles and boulders varying in hardness from the weathered phyllites (slate) to the extrusive and intrusive crystallines of the Adirondacks and Canada. Many net-sinkers, celts, gorgets, axes and hammer-stones show a minimum of labor, and indicate that they were culled from the drift because their bedding and jointing caused them to break into slabby and columnar forms, which were rolled to flat-ovoid or spindle-shaped gravel of the right sizes and forms. In the majority of cases the weathered crust formed since the rolling of the pebbles has not been wholly removed, and enables us to differentiate between the patina over the denser fresh portions and that over the porous crust, and to note the effect of burial on both.

The patination due to use is generally proportionate to length of use. The agents are perspiration, blood, grease, liquids of cooking, salts in solution, the dirt and refuse of the floor, the materials for tanning and dressing skins, smoke and fire. The last acts differently upon pieces of fresh rock and those long in use and with pores clogged with the list above given. Fire makes some rocks more dense and hard; others porous, fissile, pulverulent or soluble. There is no difficulty in separating the burnt shells of kitchen middens from the unburned. Pipes from some kinds of slate show by their network of fine cracks, or by their splitting, that they

have been long used. It is possible, therefore, for the parts exposed to the above agents to show a high degree of patination, while the inner surfaces of drill-holes are comparatively fresh.

In contradistinction the patination due to interment varies with the material from which the object is formed, its original condition, the length and kind of usage, the habitat of the user and, most of all, the active agents in the soil where the interment is made. In Egypt we find pre-dynastic objects in the high-level, hot, drained sands where no liquid has penetrated. We find them also in sands where pumps are necessary to drain off the bitter brines. Though of the same age and shapes there is such a difference in appearance that — without a statement of the conditions which obtained in the two localities — we would judge that those from the flooded area were of vastly greater age.

Burial by earthworms has been noted. The opposite effects of frost on stones of different sizes is worth noting. The larger the stone the greater its tendency to work towards the surface if within the heaving action of the frozen ground.

CRITERIA OF DISTRIBUTION

The large jasper quarry near Leipter's Gap in South Mountain, Penna., with its heaps of rejects, should prepare us to find a preponderating percentage of jasper artifacts in the immediate vicinity and throughout the Lehigh region. They form, however, but a small portion of the finds, and are equalled by those from the black chert of the Ordovician limestone; although the latter is far more uneven in grain and difficult to work. The Olenellus quartzite furnishes a greater proportion of forms, though still more difficult to fashion into the small and frequently delicate shapes peculiar to the region. This huge quarry and its rim of rejects are thus of no value in an estimate of the kinds of rock material to be expected in a region.

Sporadic instances of artifacts of stone foreign to the region were used to bolster the theory of trade routes between the place of its outcrop and the string of localities where the worked pieces were found. This theory can no longer be used in regions covered by, or bordering on glacial drift, as the ice-sheet was a distributor of rocks from the far north, and of Lake Superior native copper. The latter has been found in the drift of Connecticut, near New Haven, and in the extreme eastern and western portions of Pennsylvania. In the first locality masses of from ninety to two hundred pounds have been found.

It was possible for the maker of stone implements in the region north of a line drawn from New York City to Cairo, Illinois, to find at hand an abundance of rolled material in the drift suitable for every purpose, and

requiring but a small amount of labor to be brought to shape. As an example, the net-sinkers along the Lehigh usually show but a slight groove for the cord. In many cases this is reduced to three or four nicks. In the same way celts are found with one edge sharpened, and pestles showing working only at the end in the mortar. In fine, there is an absence of the finer work given artifacts at a distance from the drift-beds.

The following objects were studied by the writer in March, 1906, and more carefully examined by Professor John D. Irving, then Professor of Geology at Lehigh University. The terms *Potstone*, *Argillite* or *Phyllite*, and *Shale* can be thus defined:

POTSTONE. An impure steatite or talc widely used by the Indians to form cooking pots and similar objects which must be hollowed. It is soft and sectile, and generally a greenish-gray aggregate of talc, chlorite and serpentine in a felt-like web; rarely foliated; infusible; frequently containing mica, calcite, dolomite, magnetite and pyrite. In colonial times it was sawn into slabs which were clamped together to form stoves. It is little affected by heat or hot liquids.

ARGILLITE OR PHYLLITE. Here are included the clay slates, which are claystones with more or less defined cleavage, and the hornstones of metamorphic origin which have weathered till sectile. The slates are mainly of clay cemented by carbonate of lime and strongly compressed. The cementing material is frequently seen as strata which show the original bedding.

SHALE. Under this name are a wide range of rocks which vary from a sandy slate to a clayey sandstone. The texture varies widely from porous to compact; and the grain, from fine to coarse. At the one end they shade into claystones and are soft and sectile; at the other they are gritty and difficult to work. In every case they split parallel to the bedding planes and show no cleavage. They occur massive and without signs of bedding. They also are found thin-bedded and with great difference in the colors of the beds; so as to be banded. Their range of color is as great as that of the spectrum. It is infrequent that shales are useful for cutting-tools. They have a wide usage for the problematical forms, for pipes, beads and ornaments; for hones and rub-stones used in sharpening or polishing, and for the tools used in making fire.



25266

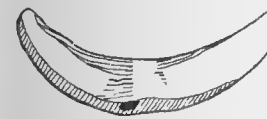
From Chatham Co., Ga. Professor Irving reports that it is a slightly "epidotized diabase (dolerite)—almost a gabbro, but the ophitic texture is too well marked for a gabbro." This is made from a pebble which had been weathered before working. There has been some etching of the surface since it was worked.



4133



26701



32338



1789



1779

38361



38267



23449

A hornblende-schist. This was made from a weathered pebble. The drill-hole shows less weathering than the outside, but there is a small amount of etching even in that place.

From Channel Island, Cal. This is a potstone, mostly steatite, and contains veins of fibrous talc cutting across the older material. The rusty coloration is due to weathering — oxidation of the iron components of the bisilicates. The weathering is only incipient, and but a thin film sufficient for discoloration.

Locality unknown. Professor Irving reports this an "anorthosite. The glass shows the rock to be mostly made up of feldspar grains and of little magnetite. It is undoubtedly one of the gabbro group, probably an anorthosite." The fractured end shows that the surface has been but slightly discolored since working, but rocks of this compact texture would weather comparatively slowly, so that you cannot get any idea of the age from its appearance.

From Mimsville, Baker Co., Ga. This is a Clinton red hematite, looking very much like a catlinite, but rougher, showing grains of mica and quartz sand. The surface has been discolored and darkened by handling. This is not a very old specimen.

Michigan. This is a sandy slate, probably metamorphic. Professor Irving seems to think it is Huronian. The surface is slightly bleached since working, but it is a comparatively fresh specimen.

This fine specimen, said to be from New England, is an argillite. Professor Irving says "originally a dolomitic shale now highly altered to a metamorphic slate." The difference of color of surface and interior is probably due to handling.

From Missouri. Professor Irving reports that this is composed apparently of hypersthene and striated feldspar, perhaps Labradorite. It resembles many of the poikilitic fine-grained gabbros of New York and Maryland. He says, "I think this is a fine-grained gabbro of the variety Norite."

Syenitic gneiss. The feldspar had begun to kaolonize before the pebble was worked. Since working the surface has been considerable etched, and the hornblende is left rising above the surface. This black mineral has also been decomposed since working, and the iron component has rusted and stained the mass.



7993

Coarse diabase (dolerite). Professor Irving says "this is a transitional between diabase and gabbro, and resembles the hypersthene diabases of the Hudson." This is made from a weathered pebble. This has a slight etching of the surface since working.



25265

Slightly epidotized diabase (dolerite)—almost a gabbro. This was made from a weathered pebble. The flat surface next to the number of marking has been polished, done through the weathering to the almost fresh feldspar. The rough surfaces are in the weathered and decomposed material of the original pebble.



4007

A carbonaceous or graphitic phyllite. Professor Irving says "it resembles many of the graphitic schists of the Algonkian from the Black Hills or the Huronian period." The surface has been etched since loosening.

3784

Georgia. Limestone. Argillaceous. Not very old.



26419

Coarse chlorite schist. Metamorphosed from a highly magnesian basic rock. It is a dark variety, which has been darkened by age and handling. The rusty film shows slight weathering.



38366

A muscovite schist. This was originally a flat pebble, much weathered. The only signs of weathering are the outsides and two holes. From the same material they make rough whetstones.



35204

A marly clay. Quite hard, having a good polish.

34772

Extremely fine-grained muscovite schist with grains of magnetite. This was weathered before working, and the magnetite has almost wholly rotted to soft, dark spots. There was some etching of the surface since working.



38577

Professor Irving reports "unalitized" diorite porphyry or 'greenstone' hornblende and feldspar phenocrysts quite well preserved."



18068

Hornblende gneiss. Made from a weathered pebble.

4137

Foliated greenish talc. The lighter pits and scratches are recent. The surface is darker than the fresh fracture, and shows age and handling.



21055

Georgia. Extremely fine-grained sericite schist. Resembles sandstone. The surface is somewhat decomposed since working.



4136

From Jackson Co., Ill. Catlinite. A very good specimen of catlinite. The surface is always darker after handling. The original surface is a much lighter red. It does not decompose easily and so does not show age.

26416

From New England. This is a black sandy shale, probably from the coal measures. Near the hole is a vein of quartz. The surface shows the patina of use. This is rather a difficult stone to work, as it may vary in hardness from 1½ to 7 or even 8.

18414

This is a much decomposed rock of the trap variety, which has become so weathered and softened that it has become almost entirely chlorite. It looks very much like an argillite. It belongs to one of the "greenstone" rocks.



31051

A chlorite schist. Surface weathered, and the black bisilicates have their iron oxidized.



12568

This is an argillite. The object has had the color of the stone leached since working, and the iron content has oxidized to form reddish color. It is an old object, and been long buried.



20321

Medium coarse diabase. This has been weathered before working, probably a roughly-dressed pebble. The smaller flat end shows the original surface with its crust of iron-rust. The worked surfaces were probably weathered before working and never smoothed or polished. They show the ordinary rusty surface. There has been some weathering since working.



39544

A marly clay. A rather soft piece. Not very well compacted.



35198

A ferruginous calcareous shale. It has probably been exposed to a fire or heat. An old specimen. Dark coloring due to handling and weathering.



18674

A marl. The coloring matter has been almost entirely leached away from this. Is traversed by a line of fracture which has been filled by concretionary knots of gritty vein matter, making a swelling. This is probably a pebble weathered and shaped by natural causes in almost the proper shape. The hardness of the original is about 1; of the central vein about $6\frac{1}{2}$ -7.



75216

A marly clay. This is one of the red marls, colored with oxide of iron. The piece was made originally from a small mass that had lain on the surface long enough to have had part of its coloring matter leached out. The loss of color was accompanied by a slight softening.

The following objects were studied in May, 1916, by the writer and the rock determined by Professor Benjamin L. Miller, Professor of Geology at Lehigh University.

- 29519—Ind. Compact gray shale. This is fresh material and of no great age.
35365. Compact olive shale. Readily sectile. The fresh surface is much lighter. The present surface is dark with use and shows a slight patina.
- 43895—Cal. Phyllite. This pipe shows a decided patina inside and out, and retains its original polish.
- 52157—N. J. Fine brown shale, showing patina from burial.
35451. A fresh ferruginous, fine-grained, micaceous sandstone showing little wear or patination.
- 13002—Tenn. Arkose: a micaceous, feldspathic sandstone of fresh appearance.
12441. Coarse arkose sandstone—really a grit. Formed from a pebble.
- 48232—O. Olive drab shale, sectile, no patina.
- 28074—Ind. Ferruginous sandy shale with darkened surface.

35902. Ferruginous, sandy and micaceous shale, unweathered and with dark surface from burial.
18068. Hornblende gneiss, weathered pebble, etched surface during burial.
3735. Olive color, micaceous shale, sectile and little patina.
- 27495—Mo. Steatite (potstone) with small green flakes of chlorite, slight patina.
25288. Olive colored, sandy slate, compact, no patina.
3634. Olive colored sandy shale. The working and polishing of the surface has weakened it so that a great part has scaled off. During burial a calcareous (?) solution has formed a slight crust in places.
35208. Massive olive-colored shale, patina from usage.
36259. Dark-colored shale, surface darkened and encrusted during burial.
- 29521—Ind. Drab colored, banded shale, sectile, no patina, darkened surface.
- 27942—Tenn. Calcareous sandy shale, etched and stained with limonite during burial.
- 9696—Ohio. Drab colored, banded shale, slight patina from handling.



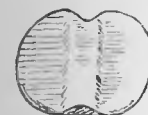
25011

Compact green slate from a weathered outcrop or pebble, as the surface shows different degrees of rock freshness.

16564. Drab slate, originally a fresh piece, darkened surface from handling.
35057. Olive colored, compact banded shale, quite fresh rock and no patina.
- 29563—Ohio. Drab banded shale—very compact, sectile, slight patina. This was broken before burial and a hole was partly drilled into the side of the old drill-hole.
- 29526—N. Y. Calcareous slate, from a weathered pebble. The lighter-colored parts show the weathering.
- 27580—Wis. Slightly micaceous, sandy slate or shale, surface much darkened.
38581. Highly ferruginous, fine grained, micaceous sandstone, no patina. Specimen not numbered. Compact, drab shale which has been buried in ferruginous mud, limonite coating.
- 27265—Tenn. Quartzite or possible vein quartz, slight ferruginous staining in spots.
41879. Very hard, baked shale, slight patina on sides, more on edges.
- 27900—Tenn. Light green to drab shale, limonite stains on surface.
- 27942—Tenn. Light green shale, surface darkened.

36263. Light green, drab shale or slate, surface etched during burial.
 29766— Mich. Drab to dark, banded slate or shale, fresh, sectile, very slight patina.
 41871— Ind. Green, sandy shale with dark sandy lenses, slight patina.
 25885— N. Y. Red slate, very fresh surface, no patina.
 35096. Dark ferruginous shale, very compact, patina from usage.
 35342. Light greenish, banded, compact shale, slightly etched and crusted during burial.
 12436. Quartzite, ferruginous stains from burial.
 18061. Slate, from a partially weathered pebble. Some parts show the lighter color of the old surface, slight patina.
 50809. Black slate, limonite crust from solution.
 35911. Olive colored, banded, compact shale, fresh piece, surface darkened.
 35220. Olive colored, banded, compact shale, patina from usage, no etching.
 13510. Drab sandy shale, dark patina from (greasy?) usage.
 28399— Ohio. Drab, compact shale, surface incrustations during burial.
 38616. Olive colored, compact shale, slight patina.
 41793— Mich. Drab to gray compact shale, slightly etched during burial.
 58311— Mich. Highly carbonaceous or asphaltic shale. Looks like a slate parting in a coal bed. The surface is cracked from drying too suddenly after exhumation from a burial where it was water-soaked. It is possible that part of the cracking is due to slight amounts of pyrite in the shale, though there is no exfoliation of alum.
 35477. Reddish brown, banded shale, patina from use.
 38571. Shale, firm, sectile, surface stains from burial.
 45791— Cecil, Md. Mica schist, soft.
 16734. Ferruginous shale. Much like the concretionary coal shales of Illinois. The disc is natural and a concretion.
 52168— N. J. Decomposed gneiss. The decomposition before working soft.
 29770— Ind. Olive colored, compact shale, sectile, fine patina from use on the prominent parts.
 38671. Compact sandstone or quartzite, formed from a rolled pebble.
 29589— Ia. Hornblende granite, rough surface stained during burial. The polished portion is recent and since exhumation.
 52178— N. J. Sericitic mica schist, stained during burial.
 25269— Forsythe County, Ga. Sericitic mica schist with biotite, muscovite and chlorite, patina from usage.
 41778— Mich. Compact gray shale, soft and fresh.
 45790— Cecil Co., Md. Garnetiferous mica schist, fresh piece.

16. Weathered slate pebble.
 13. Hematite shale, very dark surface.
 31. Potstone, slight patina.
 29. Weathered pebble.
 3. Hematitic, sandy shale, darkened surface.
 30. Very fine-grained red, argillaceous sandstone, fresh piece, no patina.
 12. Banded shale, fresh, surface etched a little.
 15. Olive shale with pinitite, from pebble, part of the old surface of the latter shows redder.



22517



3785

From Georgia. This is a fine-grained diabase. Professor Irving reports that the ophitic structure is very well marked. This object has been buried for some time, and the surface is weathered, and has been pitted since it was worked.

This is potstone, mostly serpentine. It has been weathered since working, but the discoloration is not very deep.

(Numbers 3 to 31 are from the collection of Paul S. Tooker, Esq., of Westfield, New Jersey. All found in that state.)

CHAPTER XXVI. SPECIAL COLLECTIONS

Aside from the large collections described, illustrated or mentioned in this volume, there are about ninety groups of ornamental-problematical forms, owned by private collectors in various portions of the United States. The gentlemen who possessed these evinced a real and intelligent interest in their exhibits. Nearly all of the objects were collected twenty to thirty kilometers from where these persons live. Further, the tone of the correspondence indicates that it is the purpose of these men at some future time to place their collections where they will be properly cared for and preserved in fireproof buildings. All of the collections were carefully catalogued or recorded. It would require several chapters of this volume to describe in detail these ninety exhibits and the author must content himself with referring to a few of them, although he would prefer to assign each one more space. Since this is impossible, brief descriptions will have to suffice.

This must be made clear lest those who kindly sent photographs or drawings should feel offended if their material is not described at length.

The collections worthy of special note are those owned by: E. R. Ballard, Esq., Winona, Mississippi; Albert C. Bates, Esq., Hartford, Connecticut; J. E. Braecklein, Kansas City, Missouri; J. A. Branegan, Esq., Millbourne, Philadelphia; H. E. Buck, Esq., Delaware, Ohio; Mrs. Maria C. Camp, Beebe, Arkansas; S. W. Chambers, Esq., Plainwell, Michigan; H. E. Cole, Esq., Baraboo, Wisconsin; B. A. Cottlow, M.D., Oregon, Illinois; A. A. Elchert, New Riegel, Ohio; George R. Fox, Esq., Curator Nebraska State Historical Society, Lincoln, Nebraska; F. M. Godfrey, Esq., Oldtown, Maine; Richard Herimann, Esq., Dubuque, Iowa; V. H. Lawson, Esq., Mattoon, Illinois; Mattatuck Historical Society, Waterbury, Connecticut; Charles E. Morrison, Esq., Williamston, Michigan; A. L. Pritchard, Esq., Fremont, Ohio; Dr. A. G. Rogers, Parker, Indiana; Dr. T. B. Stewart, Lock Haven, Pennsylvania; Paul S. Tooker, Esq., Westfield, New Jersey; Theodore L. Urban, Esq., Columbia, Pennsylvania; Rev. H. E. Wheeler, Jonesboro, Arkansas; William Wilkinson, Esq., Fountaintown, Indiana; Willard E. Yager, Esq., Oneonta, New York; and there are a number of others. Three or four of these collections are already preserved in museums.

Willard E. Yager of Oneonta, New York, possesses a large collection found in the middle Susquehanna Valley. Mr. Yager has collected nothing of consequence outside of a radius of fifty kilometers along that river. I present some photographs of objects typical in his region. Mr. Yager kindly sent me twenty-five fine photographs, but sixteen of these are practically the same as forms presented elsewhere in this volume.



FIG. 213. (S. 7-8.) Two perforated discs; the larger one was found near Afton Lake, Chenango County, the smaller one was found seven kilometers above Afton Lake at Bainbridge. Both are made of sandstone, one light, the other dark. Willard Yager's collection, Oneonta, New York.



FIG. 214. (S. 7-8.) Bipennate form, broken and about to be reduced in size by cutting off the top. See page 354. Willard E. Yager collection.

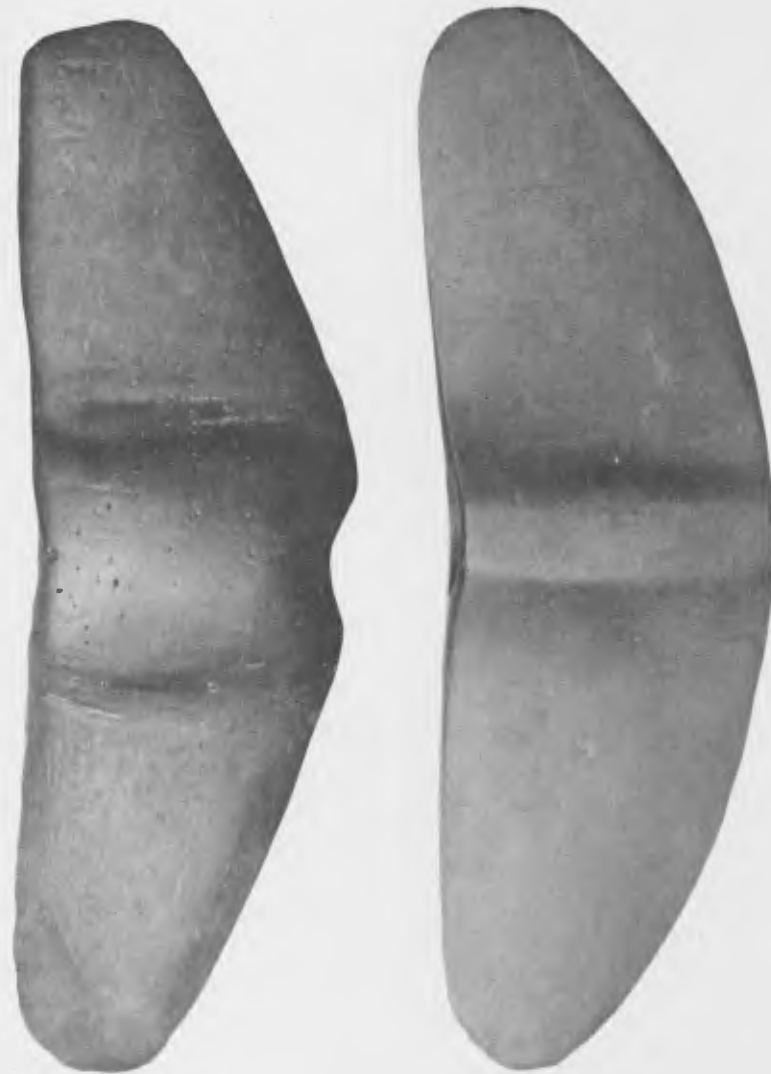


FIG. 215. (S. 1-1.) Two of the bipennate or winged stones of the true Susquehanna type. The larger one was found at Hartwick, Otsego County, New York, the smaller one near Oneonta. From the collection of Willard Yager, Oneonta, New York.

Mr. Yager's collection, and those of Dr. Stewart of Lock Haven, Pennsylvania, Percy Lang, Esq., Waverly, New York, and Mr. Theodore L. Urban of Columbia, Pennsylvania, illustrated all the forms prevailing in the region. I have referred to the Susquehanna types along with the other sections of the country and make a brief comparison on page 415 of this book.

The interesting thing exhibited in Mr. Yager's collection is that the forms have not become western. The ovate and rectangular forms (pendants and ornaments) are the same practically everywhere, but there are not many of the true tablet type such as shown in Fig. 37. The winged stones (bipennate) are largely of the form shown in Fig. 214, which shows a splendid specimen, nearly full size. In his description Mr. Yager says that it is of unusual size and that the deep groove appears on both surfaces. On the reverse the perforation — apparently made from either end, with a solid drill, the bores not meeting accurately — has broken through.

The specimen — deteriorated edges carried out in wax, to show the original outline — is $16\frac{1}{2}$ cm. by 12 cm., extreme measurement. It is of dull green slate. Found at Sidney, Delaware County, in a low field back of "Brant Hill", a famous village site. The Indians intended to reduce the size of the specimen, cutting off the broken portion by means of the deep groove which was not completed.

Fig. 24 represents two celt-shaped objects with small perforations through the right and left upper corners, the larger $12\frac{1}{2}$ cm. in length. These are interesting objects almost celt-like in form and may not represent the problematical class. The ends are not sharp. There are not a few of these corner-perforated objects in Mr. Yager's collection and they have been reported elsewhere in New York. The perforations in the corner are very unusual and are seldom, if ever, found out of New York State. Mr. Yager states that these objects have a clear history and there is no doubt as to their genuineness.

Fig. 36. An interesting gorget, length 11 cm. Dark, fine-grained purple slate. It was found near Cold Spring, five kilometers above Oneonta. It is decorated with incised lines which apparently are meaningless. The form is somewhat unusual, although not especially rare.

Fig. 215. Two of the bipennate or winged stones of the true Susquehanna type. There are also numbers of these in Mr. Stewart's collection, also in the collection of Theodore L. Urban of Columbia, Pennsylvania. Those figured were found, the larger at Hartwick, Otsego County, the smaller near Oneonta. They are shown full size.

Fig. 213 shows two perforated discs in Mr. Yager's exhibit which were found, the larger near Afton Lake, Chenango County, the smaller near Bainbridge, seven kilometers above. Both are of sandstone, the one of a light color and the other dark. Numbers of these forms and also small




FIG. 216. (S. 1-1.) A bird-stone decorated along the sides, and a flattened tube. Collection of Willard Yager, Oneonta, New York.



FIG. 217. (S. 1-5.) A group of bird-stones, loat-shaped objects, ridged gorgets and other problematical forms from Ohio, Wisconsin, Indiana and Tennessee. J. T. Reeder's collection, Houghton, Michigan.

circular ornaments are found at Iroquoian sites in various portions of New York.

The curious bird-stone, 11 cm. in length, which is decorated along the sides and with notches on the head, and the flattened tube, are Susquehanna types shown in Fig. 216. The bird-stone was found at West Davenport, Delaware County, near the mouth of the Charlotte. It is of purple slate, the same material as in the gorget, Fig. 36. The tube, of green slate reddened by fire, comes from Horseheads, Chemung County, but is of a form entirely familiar along the upper Susquehanna.

The ovate types are presented in Fig. 22. Four are shown, which in order of size, from largest to smallest, come from Otsego, Colliers, Oneonta Plains, and from near Mt. Upton. All are selected pebbles merely; unshaped, save for the third, somewhat smoothed on the edges. These are true primary forms and a large number of them appear in the many collections between the source and mouth of the Susquehanna and are usually found elsewhere.

Mr. Yager has some slender, pointed objects somewhat like the lower specimen in Fig. 238, only they are not grooved. These may be tools rather than problematical forms. Objects of this character are not common anywhere, but they appear to be a few of them along the Susquehanna. Mr. Yager found these, the awl-shaped object near Binghamton, the other at Unadilla Centre. The former is of polished slate, the latter of fine shale.

In the collection of Paul S. Tooker, Esq., of Westfield, New Jersey, which he sent to me by express for study, are some eighty ornamental-problematical stones. One of the most interesting is a large unfinished problematical form, which when complete would be of the bipennate form. It comes from near Phillipsburg, New Jersey, and is made of argillite. It was found at the very site of the serpentine quarry, four kilometers north of Phillipsburg. From this quarry Indians secured soapstone and serpentine fragments from which they manufactured winged forms. The large number of broken bipennate and bilunate forms occurring in the United States has often been remarked. Their destruction is often attributed to frost or the passing of heavy animals in the field. Many of them show evidence of having been struck several times and thus broken. In his letter of April 29, 1916, Mr. Tooker gives his opinion upon the prevalence of broken forms: "Most of the problematical forms I have found are broken. From the character of the breaking it would appear to have been done intentionally. This may have been done to dispel the mystic potency of the ornaments."

I show some of Mr. Tooker's specimens in Figs. 219 and 221, and regret that space will not permit me to include more of them.

The numbers given are those on Mr. Tooker's specimens.

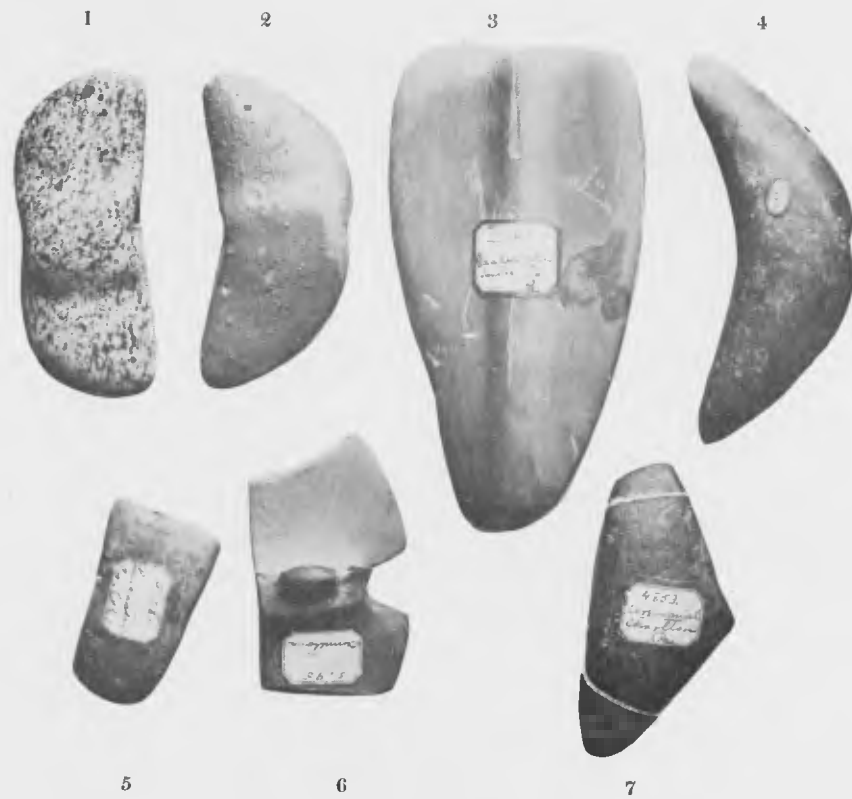


FIG. 218. (S. 3-7.) Group of problematical forms from near Lock Haven, Pennsylvania.

- No. 1. Diorite. Lock Haven.
 - No. 2. Fire clay rock, dark gray. Sugar Run.
 - No. 3. Pale green slate, thin wings. Eagleville.
 - No. 4. Lunate form. Great Island.
 - No. 5. Striped green slate, rectangular, thick. Lancaster County.
 - No. 6. Dark traprock, very thin wings, ends broken. Dunstown Village site.
 - No. 7. Mottled, of fire clay, concave on one side.
- Dr. T. B. Stewart collection.



BROKEN GORGETS, RE-PERFORATED

FIG. 219. (S. 1-1.) Pennsylvania and Parker River, Wayne County, Pa. Dark slate. Paul S. Tooker collection, Westfield, New Jersey.



UNCLASSIFIED FORM

FIG. 220. (S. 1-1.) Material: striped slate. Found near Jonesboro, Arkansas. Collection of H. E. Wheeler.

27. Found near Phillipsburg, New York. This is an interesting fragment of a highly polished perforated stone with short wings, the length is 7 cm., the width is 4 cm. The inside of the perforation is very highly polished, unusually so. The wall between the perforation and the outside is 4 mm. on one side, and 5 mm. on the other in thickness. This specimen has been nicked and battered and in addition to breaking through the centre, one end has been broken off. Whether the high polish was done previous to the breaking, I am unable to state, but that would be my opinion. This illustrates the opinion advanced by Mr. Tooker and which I have believed for many years, that often these things were purposely broken.

5. Unfinished winged pick-shaped object from Turner Hill, New Jersey, made of serpentine, 15 cm. in length, 5 cm. in width, 3 cm. thickness at centre, wings about 2 cm. thick. This object has been pecked and ground but not polished. The central ridges are worked into relief to protect the perforation. This is another indication of the fact that these things were blocked out first, pecked, ground, and perforated, then further ground and polished.

A. G. Rogers, Esq., of Parker, Indiana, sent me an outline of a bipennate object, 24½ cm. in length and 11 cm. in width. It is unfinished and of the type shown in Fig. 14. One of the wings has been polished, whereas the other has been pecked in shape. The perforation is complete. The object weighs two and one-quarter pounds.

The late Reverend Joseph Anderson of Waterbury, Connecticut, was for more than fifty years interested in archaeology and made a large collection from the State of Connecticut and elsewhere throughout the country. Doctor Anderson was to have made for me photographs of many of the types on exhibition, but his death occurred last August. Miss Lucy Peck Bush, assistant secretary of the society, has sent me outlines of some forty or fifty specimens on exhibition, most of which are from Connecticut. There is an interesting reference in *Stone Implements of Mattatuck*, page 71, to the discovery of a child's skeleton which was found in a grave near the town house. Accompanying the skeleton were a number of small objects, apparently toys, which vary from 4 to 5 cm. in length. Two of these were small gorgets, being perforated, while the others were diminutive axe-shaped celts, much less than 4 cm. in length.

The following paragraphs describe some specimens belonging to H. E. Wheeler, Esq., of Jonesboro, Arkansas.

1. Small, curious ornament of brightly banded stone; 32 mm. by 35 mm. diameter, 10 mm. thick, perforated in centre, concave sides 28 mm., perforation 10 mm. in diameter, polished. (See Fig. 220.)



FIG. 221. (S. 1-1.) Top and reverse views of an unfinished problematical form showing cuttings and scratchings made with flint tool. Found at side of serpentine quarry, four kilometers north of Phillipsburg, New Jersey. Made of argillite. If complete would be a narrow bipennate form. Paul S. Tooker collection, Westfield, New Jersey.

Two small problematical forms to the left from Pennsylvania. Phillips Academy collection.




FIG. 222. (S. 1-1.) Pendants. Material: black slate, pottery. T. B. Stewart collection, Lock Haven, Pennsylvania.

- No. 1. Pendant, black slate, 4 1-2 x 2 1-8. Lnsk Rnn.
- No. 2. Pendant, black slate, 5 1-2 x 1 7-8, very thin. Chatham Rnn.
- No. 3. Pendant, black slate, 5 x 1 1-2, grave find. Packer's Cemetery.
- No. 4. Pendant, black slate, 4 1-2 x 2. Plnm Rnn.
- No. 5. Pendant (?), black slate, 4 1-2 x 2, notched. Pine Station. A village site.
- No. 6. Pendant, black slate, 3 1-2 x 1 1-2. Charlton.
- No. 7. Pendant, striped black slate, 3 x 1 7-8. Eagleville, Centre County.
- No. 8. Pendant, black slate, 3 1-4 x 2, covered with etching on both sides. Pine Creek.
- No. 9. Pendant, black slate, 3 1-4 x 1 3-4. Queen's Run.
- No. 10. Pendant (?), pottery, 2 1-2 x 7-8. Rev. William Beanchamp says this is a very rare form in pottery. Hole from top intersects hole from side. Dnnstown Village site.



FIGS. 223 (upper) and 224 (lower). (S. 1-1.) Two views of a boat-stone from H. E. Wheeler collection, of Jonesboro, Arkansas. The lower object cannot well be classified. It is grooved over the top. Material: granite. Dr. B. A. Cottlow collection, Oregon, Illinois.



FIG. 225. (S. 1-1.) This is a group of interesting problematical forms showing type specimens from Indiana. The double crescent in the centre is one of the finest of its class. On either side are two ridged gorgets, the elevations being horn-like in character. Some tubular pipes from California are shown at the top. Some of the ornaments are quite unusual. The light-colored one to the left of the lower part of the double crescent is made of galena. The bar-amulet, just below the central tubular pipe, is a fine specimen. Collection of Leslie W. Hills, Fort Wayne, Indiana. Localities: Indiana, Ohio, California.

2. Shield-shaped ornament of fine-grain compact sandstone, 109 mm. in length, 50 mm. in width at widest point, 43 mm. wide at top; thickness 3 mm. The perforation in this object is interesting in that it is not straight. On one side it extends upwards toward the top of the specimen, on the other downwards. There is noticeable wearing in the edge of the perforation, and this is also interesting. On one side the wearing of the rim of the perforation is on the lower side, or toward the flaring edge. On the reverse there is no wearing on the lower side of the opening, but on the contrary there are signs of wearing at the top. If two strings or thongs were placed through the perforation, and the ends of one held above the top of the specimen, the ends of the other below the point, and if these strings were pulled back and forth one would naturally suppose that wearing would occur on both sides of the perforation, both above and below. But as stated, there are signs of wearing only on one side, and further at points opposite each other in the rim of the perforation. If a single string is put through the perforation, and one end is held below the point of the stone, the other end above, and the string pulled back and forth, it will cause the wearing as described. It is not possible to account for the wearing in any other way. Yet a thong or string (See Fig. 226) moved in the manner described would serve no purpose, so far as one can judge. It would not seem convenient to fasten the object to anything by means of string attached in such manner.

3. Gorget, with expanded centre, 104 mm. long, 45 mm. wide, 6 mm. thick, beautifully mottled, fine-grained red sandstone. This is slightly flattened on one side, and convex on the side shown uppermost in the photograph. On the convex side, the edges of the two perforations are worn opposite the centre of the stone. There is no trace of wearing of the perforations on the flat side. That is, although very carefully observed, the stone presents no wearing of the perforation elsewhere than the two points mentioned. If strings were placed through both openings, and the object firmly lashed to something or suspended, one would naturally conclude that the edges of the holes would be worn toward the centre of the stone. Why the cords should wear the holes at the points indicated, and not elsewhere, would seem to me that the stone was fastened in some peculiar manner, and which is not readily explained.

This specimen is a further illustration of the fact that we do not as yet understand the mounting, wearing or purpose of these curious ornamental-problematical stones.




FIG. 226. A drawing illustrating how the wearing of the edges of the perforations was caused.

CHAPTER XXVII. DR. G. B. GORDON ON THE BANNER-STONE

Doctor Gordon has kindly permitted me to quote pages 57-68 from his paper, "The Double Axe and Some Other Symbols", in *The Museum Journal*, Volume VII, No. 1, 1916, of the University of Pennsylvania.

"The class of objects to which this name has been applied by common consent is found in many different forms and made of a great variety of stones. It is an ancient thing used by the former inhabitants of North America. It is usually bored through the centre as if for mounting on a staff, but is sometimes found without the bore.

"Prof. W. H. Holmes, Director of the United States National Museum, has been kind enough to let me see the manuscript of his forthcoming book on American Antiquities and to give me his permission to quote from it the following passage.

"Within the same region in northeast America, and thinning out as does the gouge to the south and west, is an object of rare and highly specialized form, an axe-like implement, known as the banner-stone, with tubular perforation for hafting and with extremely varied wing-like blades. It is not found elsewhere in America. In northern Europe there is found a drilled axe of similar type and it is a noteworthy fact that this form of artifact throughout the Old World though originally perhaps a thing of use had wide and diversified application as a symbol. The following very interesting and suggestive statement regarding the 'Amazon Axe' is quoted from Nilsson. 'Stone weapons of this kind are rather variable, and the central part is often much shorter than the figure here referred to, resembling that shown in Fig. 174. The original of this sketch is from the south of Scania, and is preserved in my collection, but is not finished, there being no hole for the handle — but this weapon is always known by both ends being much more expanded and more or less sharpened. It is exactly like the axes with which the Amazons are armed, wherever we see them represented. On a marble sarcophagus of the Louvre, at Paris, bearing the inscription SARCOPHAGE TROUVE A SALONIQUE EN MACEDOINE, the warriors wield axes with one edge and a pointed sharp back; but all the Amazons have such two-edged axes as the one here sketched. The Amazons are represented with such axes even in other places also; for instance, on some antique friezes in the British Museum. In a treatise on *The Sword of Tiberius* (in German, 4to, with coloured engravings), an Amazon is also represented with a similar axe. It is called Amazon Axe. Xenophon mentioned it in



FIG. 228. (S. 1-1.) Problematical form in stone. The straight wings are rarely found in northern specimens. Found at Thornhill Lake, Volusia County, Florida. From *Certain Sand Mounds, St. Johns River, Part II*. This is one of the angular southern forms, with expanded wings. It is not of the butterfly type. It reminds one very strongly of a Wisconsin-Michigan form which is typified by two of the forms in Fig. 100.

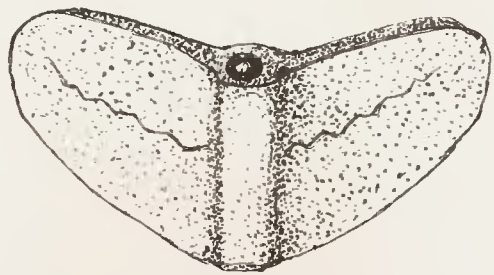


FIG. 229. (S. 1-2.) Winged problematical stone. Vermont. University of Vermont collection. A characteristic Vermont-New England form. Also, not unlike many of the New Jersey types.



FIG. 227. (S. 1-2.) Upper one, Ohio. Lower one, Massachusetts. Right and left, Arkansas. Materials: banded slate, quartzite and granite.

the Anabasis, iv, 4; and Horace speaks of Amazonia Securis in the Odes, iv, 4, 20.*

"The American homologue certainly had no other than sacred and ceremonial functions. It may not be amiss to suggest that possibly in prehistoric times examples of this type of implement were carried by some voyager across the intervening seas and that being regarded by the natives as possessed of supernatural attributes these were adopted as 'great medicine' spreading to many tribes and taking a wide range of form. It does not appear an entire impossibility that a stone or bronze perforated axe of this type left by one of the Ericsson ships should have been the ancestor of these peculiar objects. Who will venture to say that these greatly varied, beautifully finished and widely distributed objects may not have come into existence among the tribes during the 620 years separating the discovery of Vineland and the arrival of the pilgrims."

"In the passage which I have just quoted from his forthcoming book, Dr. Holmes suggests that the banner-stones were derived from the European double axe, one of which may have been brought over either by Ericsson or by some unknown voyager in prehistoric times, and afterwards copied by the Indians for their own uses. Dr. Holmes puts forward the general proposition that these objects may have come into existence among the Indians during the 620 years separating the discovery of Vineland and the arrival of the pilgrims.

"In order to accept or reject such a view it is necessary either to support it by strong evidence or oppose it by strong negative evidence. That an object identical in form with some of the banner-stones existed in Europe on the shores of the Mediterranean and on the shores of the Baltic in times very much earlier than that of the Norse explorers is certain. On the other hand, there is no evidence at all that it was in use or even known in any part of Europe during the period between the discovery of Vineland and the arrival of the pilgrims.

"In the Mediterranean area the double axe belongs in the Bronze Age and in Northern Europe it is confined to the Stone Age. It is not probable that Ericsson or any of his contemporaries would have brought to America an implement or symbol that was not in use in their time. On the other hand, there is evidence that the banner-stone existed in America at a very much earlier time than that of the Norse voyagers. Leaving aside their occurrence in Ohio, there is evidence that they were perfected at a very early period in the history of aboriginal culture in North America. An excavation made in New Jersey brought to light a number of banner-stones *in situ* associated with argillite implements and other conditions that proved for them a relatively remote antiquity.†

*Nilsson's Scandinavia, pp. 71-72 (*The Primitive Inhabitants of Scandinavia*, by Sven Nilsson).

†See University Museum Anthropological Publications, vol. vi, No. 3.



BIPENNATE FORM

FIG. 230. (S. 1-1.) Found in Burlington County, New Jersey. Material: hard, compact greenstone, one side smooth, and the other rough. Collection of James A. Branegan, Millbourne, Pennsylvania.

“According to this evidence at least two forms of banner-stone were produced in New Jersey, not nine hundred years ago, but several thousand years ago. If, therefore, the banner-stone of America was derived from the double axe of Europe, it was introduced at a very much earlier period than the period to which the earliest historic communications belong. What evidence is there that it was so derived?”

“The suggestion of Dr. Holmes rests on the undoubted fact that a large class of objects are found in America which, while presenting a wide divergence in form show a general resemblance to the European double axe and sometimes presents such a close approximation that it becomes identical and cannot be distinguished. The suggestion rests also upon the equally undoubted fact that the two classes of objects had a ceremonial use and a symbolic significance. In either case the meaning or set of ideas associated with the use of this symbolism remains unknown.

“These circumstances though very interesting and instructive would need the support of substantial corroborative evidence in order to establish anything resembling a positive argument.

“There has not yet appeared any such corroborative evidence. If any of the varying forms of banner-stone was derived from a European model it is not likely that the connection can ever be established. An identity even of such a highly specialized form coupled with entire conformity of function is not in itself trustworthy evidence of borrowing.

“What evidence is there, on the other hand, for an independent native derivation for the class of objects known as banner-stones?”

“It has been shown that certain types of banner-stones were in use in America in very ancient times. It can also be shown that an object similar in form was in use within recent historic times and an object similar in form is in actual use down to the present time at one point on the continent. In both these instances the use of the object is purely ceremonial and symbolic. In each instance it is associated with rites which are evidently very ancient and the object itself in both instances is evidently one whose form and symbolic use have been handed down for many generations.

“In that very valuable and excellent work by James P. Howley entitled *The Beothuck or Red Indians*, may be seen opposite page 249 a reproduction of a drawing made by a woman of the Beothuck Indians and obtained from her in 1829. The Beothucks were the aboriginal inhabitants of Newfoundland and have been extinct for some time. In the drawing to which I refer is seen a series of six staves each surmounted by a symbolic device. One of these, we are told, represents the whale’s tail. With reference to this object Howley has the following memorandum, referring to the notes of Carmack who first obtained the drawing from the Indian



FIG. 231. (S. 1-1.) Banded slate bilunate form from Sandusky County, Ohio. Collection of The Ohio State Archaeological and Historical Society, Columbus, Ohio. Highly polished. Very carefully made.

woman: 'A note informs us that a whale was considered a great prize, this animal affording them a more abundant supply of food than anything else, hence the *Indians worshipped this image of the whale's tail.*' (The italics are mine.) Another reference to this occurs among some stray notes of Carnack's as follows: 'The Bottle Nose Whale which they represented by its tail, frequents the Northern Bays . . . and the Red Indians consider it the greatest good luck to kill one . . .'

"This use of the whale's tail by the Red Indians of Newfoundland in the early nineteenth century has its counterpart among the Eskimo of Alaska about Bering Strait and the shores of Bering Sea, and on the Siberian shores of the Strait. The Eskimo have an elaborate ceremony connected with the whale hunt. In this ceremony they use an object which they declare represents the whale's tail and which plays a very important role in the ceremony. This symbolic device is made of ivory, either fossil or walrus ivory, and is often tastefully decorated. It has two wings and a pointed projection between the wings at the top. At the lower edge in the centre it is partly perforated by a socket for the insertion of the staff on which it is carried. I am unable to explain the projecting point at the top which always has a deep incision at the end, but it certainly has something to do with the symbolism of the object.

"When I was in Alaska in 1905 I was able to obtain several examples of this object which are now in the Museum. I had no opportunity of seeing the ceremony, but from Mrs. Bernardi of Nome who had witnessed many Eskimo ceremonies I learned some of the facts about the ceremony connected with the whale hunt.

"At that time and later I noticed that the whale's tail is a favorite device among the Alaskan Eskimo for carving on ivory or wooden implements and for tattooing on their persons and for charms. This use of the symbol which often at first sight appears to be for decoration has also a deeper religious significance.

"Many emblems are used in the whale ceremony; that which represents the animal's tail takes two forms, Fig. 208 (Outline 273) and Fig. 208 (Outline 284, reversed).* They conform to the tails of whales in wood and in ivory which are used as boxes, playthings, or ornaments among the Eskimo. These two forms correspond closely to two characteristic forms of banner-stones. Fig. 229 and Fig. 247 (lower right-hand corner) were found together in ceremonial deposits excavated in New Jersey.

"The preponderance of the whale and especially of the whale's tail in the decorative art and symbolism of the Alaskan Eskimo makes it appear

*I have not used Dr. Gordon's figures, but refer to numbers of mine which are similar to the ones he shows.



FIG. 232. (S. 2-3.) Three specimens from Stephen Van Rensselaer's collection, Newark, New Jersey. These were found near Orange, New Jersey, and are typical New Jersey specimens. The lower one has been broken and is covered with patina, and appears to be a very old specimen. The two lower ones are dark gray slate.

as the most important symbolic device known to them. The set of ideas with which this symbol is associated is probably one of the most deeply rooted and powerful of their religious beliefs. The rites of this cult have been practiced for a long time.

"The whale's tail as a religious symbol is therefore found at the two remotest extremities of the North American continent, East and West; in Newfoundland on the one extremity and at the vicinity of Bering Strait at the other extremity. Between the two and covering a wide area are found the banner-stones. This area extends from Ontario to Florida and from Maine to Ohio. None have been found outside this area, and their occurrence grows more rare towards its western and southern margins. If such an object was in use at one time in the western part of the United States its evidence has been overlooked or lost.

"A ceremonial object symbolizing the whale and associated with a cult of that animal could come into existence only among a people living near the sea. It would naturally not penetrate to the far interior of a large continental area where the animal could not be known and where its symbolism would not be understood. The banner-stone has its greatest development on the eastern seaboard of the United States and it gradually disappears as one recedes from the coast westward. Its distribution is therefore in keeping with the idea of origin among a coast people. The reappearance of a surviving symbol of similar form at the other extremity of the continent, taken in connection with the historic evidence furnished by Newfoundland, indicates a wide knowledge and use of the same symbolism among the people of the continent dwelling on the coasts of the seas frequented by certain species of whale which are known to have been hunted and used as food from Newfoundland and Labrador to Alaska.

"Summing up the whole subject, it will be best to distinguish between different types of banner-stones.

1. The one with upward turning wings, monoplane type, Fig. 251, characteristic of the eastern area, especially the littoral of New Jersey and Pennsylvania. This form is found eastward to Maine.

2. A tapering form, Fig. 247 (lower right-hand corner), found in the same area as No. 1, and in close association with it, and found also extending westward and southward.

3. The double-axe form, Fig. 102, characteristic of Ohio, Michigan and Wisconsin. This form extends down into Georgia, Florida and Louisiana. In the southern region all forms are rare.

4. The butterfly form (one in Fig. 170), found in Ontario, Ohio and the western and southern fringe generally of the banner-stone area.

5. The yoke form, Fig. 86, characteristic of the Ohio region.



FIG. 233. (S. about 1-2.) This presents a stone in unfinished winged form showing pecking. Material: close-grained sandstone. From the collection of E. Ralston Goldsborough, Frederick, Maryland.

"Besides these five forms there are seen in most collections a variety of shapes that are classed as banner-stones. These variants and erratic forms increase as one goes westward and southward and are found chiefly in the western fringe of the banner-stone area.

"The meaning of this distribution of forms is either that the different types are unrelated objects derived independently from different origins and representing different ideas or else they represent the variable forms which the same symbol took, on its migration westward from the east Atlantic seaboard. The evidence at hand seems to point to the latter view. That is to say, a symbol which retained its proper form and significance in the place of its origin where its meaning was plain, was naturally subject to many local influences as it passed into regions where it was not well understood, and being subject to varying interpretations, took on many different forms.

"Although one form of object usually classed with the banner-stone and closely resembling the double axe of Europe may possibly have been introduced into America from Europe at an early period as suggested by Doctor Holmes, there is strong evidence in favor of a native origin for the banner-stone that is characteristic of New England and the North Atlantic States, and also of a second form which is sometimes found associated with this most characteristic one. These two forms closely resemble two forms of symbol that are still used among the Eskimo of Alaska for ceremonial purposes. The first, the most prominent and characteristic of these two forms, shows a close correspondence to a form of symbol used as late as the nineteenth century by the Beothuk or Red Indians of Newfoundland.

"That the possibility of a foreign origin for various elements of Indian culture is a reasonable assumption, cannot be denied, but it would seem that whatever aspect of this culture we choose to study, we are likely to be led in our inquiries to purely American sources. For the banner-stone as for all native ideas, a native origin seems to be the most plausible, and it is by pursuing our researches on the American continent itself that we are most likely to find the explanation of ancient American symbols."

G. B. G.

A day or two after the publication of Mr. Moore's *Some Aboriginal Sites on Green River, Kentucky*, George H. Pepper, Esq., wrote Mr. Moore, setting forth his views as to the use to which the objects found at Indian Knoll (and some of which are shown in colors in Figs. 1 and 181) were put. Mr. Moore suggested to Mr. Pepper that he communicate his views to me. He did so and I am able to here insert most of the interesting letter. Mr. Pepper's drawing is reproduced in Fig. 235.

"I spent all of the evening endeavoring to formulate some idea in relation to the use of the antler hooks and the stone objects found with them. I finally decided that they may have had a certain use and I there-



FIG. 234. (S. 1-1.) Side view of a large bipennate form found in Cumberland County, New Jersey. Nearly complete. Perforation not finished, and shows core left by a reed drill. Material: traprock. George Hampton collection, Bridgeton, New Jersey.

fore tabulated the positions of these objects in relation to the parts of the bodies on, or near which, they were found. It proved that most of them were on, or near, the upper parts of the skeletons. This seems to bear out my theory that the antler and stone pieces were, at one time, joined by means of a plug, probably of wood, and formed a scalp ornament.

"In the accompanying drawing, you will see exactly what I mean. The large hole drilled through the stone would readily receive a good-sized plug, one end of which probably fitted the opening in the end of the antler hook.

"Further study of the subject caused me to conclude that a band of buckskin or rawhide was probably wrapped about this plug and carried up and about the antler hook, perhaps to the hooked end itself. Such a procedure would hold the stone piece in position and a hook in the antler would serve to hold the object in place in the braid of the scalp-lock. By forcing the end of the antler piece through several of the braids, the hook would engage in the crossed strands of the hair and hold the object in place. If they desired to hold it more securely, it could be tied in place, the hook on the antler insuring firmness.

"For a long time I have felt that the so-called gorgets had been used as hair ornaments. If I am not mistaken, some of the 'Delawares' told Mr. Harrington that their ancestors had used the gorget forms in this manner, and in looking up the published material concerning scalp-locks and hair ornaments in general, it seems highly probable that objects of an ornate nature such as the various types of banner-stones would have been employed as a decoration for this highly ceremonial part of the warrior, and possibly used in the scalp dances by the women.

"Under the heading of 'Hair Dressing' in the *Handbook of American Indians*, Volume I, page 524, you will find the following: 'The same style of shaving the head and roaching the hair was common among eastern and western tribes, who braided and generally hung the scalp-lock with ornaments. . . . Among many tribes, the hair was believed to be closely connected with a person's life. This was true in a religious sense of the scalp-lock. In some of the rituals used, when the hair was first gathered up and cut from the crown of a boy's head the teaching was set forth that this lock represents the life of the child, now placed wholly in the control of the mysterious and supernatural power that alone could will his death. The braided lock worn thereafter was a sign of this dedication and belief, and represented the man's life. On it he wore the ornaments that marked his achievements and honors, and for anyone to touch lightly this lock was regarded as a grave insult. . . . There are many beliefs connected with the hair, all of which are interwoven with the idea that it is mysteriously connected with a person's life and fortune.'

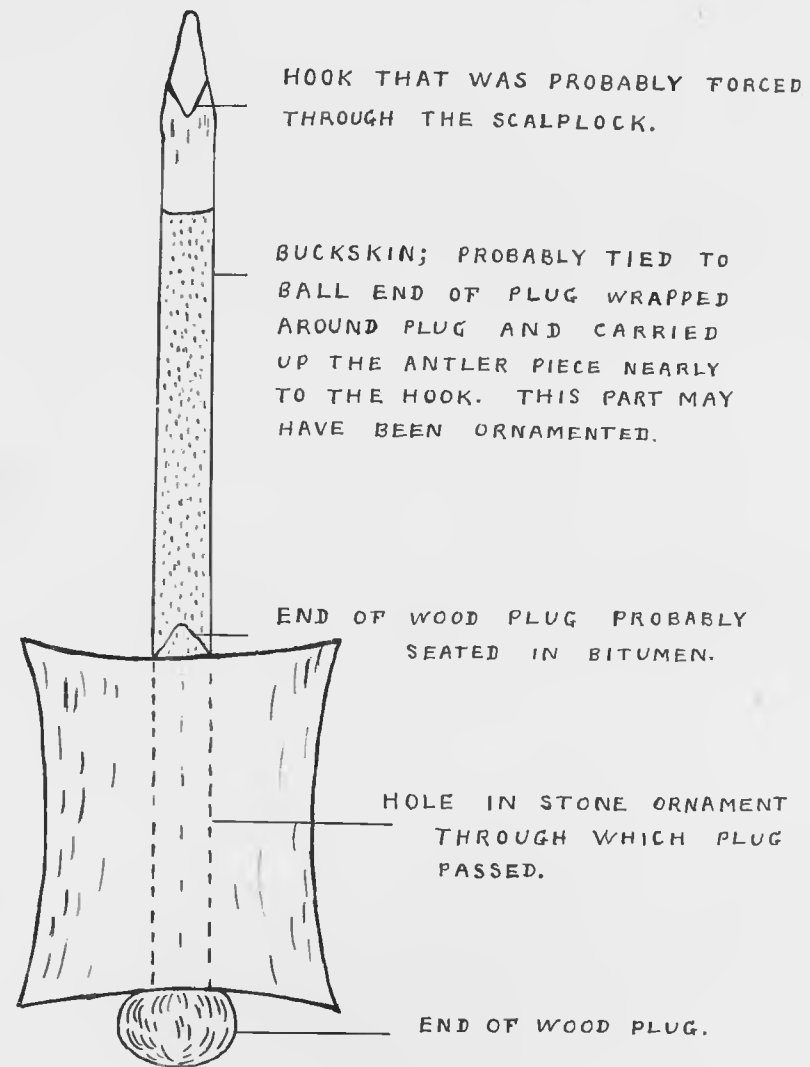


FIG. 235. George H. Pepper's sketch as to possible use to which the smaller problemetical forms were put.

"Again in Volume 2, page 482, under the caption of 'Scalping', you will find: 'The scalp-lock itself was the small braid which hung from the back of the head, or distinguished from the larger side braids. It was usually decorated with beads or other ornaments.'

"As the antler hook, used as a part of the pendant, was quite long, it would have enabled the wearer to use it as a wand in the scalp or other ceremonies. To the end of the plug, opposite the antler piece, scalp-locks or other objects may have been hung.

"This is only a suggestion and I have put down my thoughts as they have come to me. I have not had time to look over the illustrations as shown in DeBry, Beverly, and other early books, but this I intend to do, as in my own mind it seems that this may be a solution of the use of one of the most ornate of all the stone ornaments, or implements, that were used by our Indians in prehistoric times. I do not want to assert that your ideas concerning the use of these objects as mesh gauges and hooks, used in net work, is not the right one, but, after viewing the matter from all points, it seems more likely that objects of this nature were used for ceremonial rather than utilitarian purposes."




FIG. 235A. (S. 1-1.) Specialized Bird-stone. New York State Museum Collection, Albany. From western New York.

CHAPTER XXVIII. UNIQUE FORMS AND FRAUDULENT SPECIMENS

A great deal has been said by some writers from time to time concerning the manufacture of fraudulent specimens. This need not be considered in our volume at any particular length, but there should be some reference made to it.

The professional archaeologists (by that term I mean all those who are connected with institutions or give most of their time to this study), in their explorations have found a large number of very curious and unusual forms in stone. This can be verified by examination of the reports and collections made by those who carry on extensive excavations. I have never heard anyone cast reflections on the objects found during the course of explorations by these people, yet these same objects, if found by the average collector, might not be accepted as genuine.

The remarkable terra cotta figures from the Turner Group, the effigy pipes and ornaments from the Tremper and Hopewell Mounds, the beautiful polished problematical forms secured by Mr. Moore at Indian Knoll, prove that the native American was a very skilful workman. Yet these very same objects in the hands of private collectors might be open to serious doubt. A limestone bowl of considerable size was taken from mound number 23 of the Hopewell Group at a depth of four meters. It did not look specially Indian and yet it was found associated with an old, decayed skeleton lying on the base line of the mound. Such a bowl in the possession of a collector would unquestionably be considered of white man's manufacture.

In his able publication treating of antiquities of the Tennessee River, Mr. Moore has referred to the great number of fraudulent specimens found in local collections or sold by commercial collectors. For many years there have lived in Eastern Tennessee and adjacent regions several men of the Robinette family, who sold very fresh-looking objects to untrained collectors throughout the United States. These people have been repeatedly exposed in publications. Their work was crude. Undoubtedly, objects so skilfully made that it is difficult to detect them have been wrought from stone, but I question if many of these things offered for sale by commercial collectors have reached the perfection attributed to them. It does not seem to me that we should cast reflection on all unique objects or fine objects not found by the professional explorers. We know that everything dug up by men who do scientific work is genuine. Some of the things in the hands of private collectors are doubtless fraudulent, but I do not think the manufacture of objects for sale has been as extensive as some think.



FIG. 236. (S. 1-1.) Material: fine-grained, highly banded slate. Bird-like effigy from stone grave near Cumberland City, Tennessee. There was some question as to the genuineness of this specimen but, after examining the original carefully, it is, so far as I can determine, of Indian manufacture. One or two similar objects have been found in various portions of the country.



FIG. 237. (S. 1-1.) Base of the object shown in Fig. 236. H. L. Johnson's collection, Clarksville, Tennessee.



FIG. 238. (S. 1-1.) An effigy pendant, Ipswich River site, and a long problematical form grooved at the larger end. Peabody Museum, Salem, Massachusetts.

FIG. 239. (S. 1-1.) A mask-like object of highly polished slate. There are two grooves, and a horn-like projection. Knox County, Ohio. Professor Mills considers this one of the most interesting specimens in the collection of The Ohio State Archaeological and Historical Society.




FIG. 240. (S. 1-1.)
Material: polished slate. From Pike County,
Illinois.

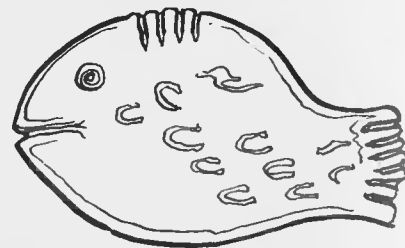

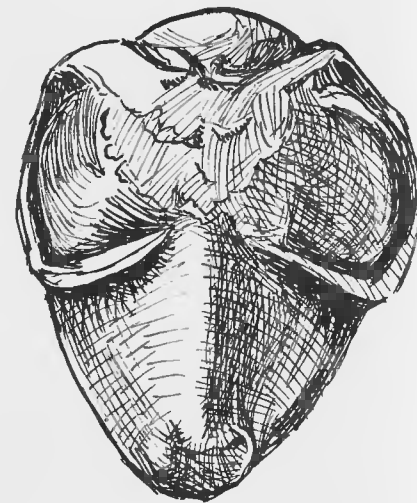


FIG. 240A.
Material: sandstone. From Miami County,
Ohio.

These two fish effigies were found about two hundred and fifty kilometers apart and may be genuine, although they are not very "Indian" in appearance.



VIEW OF BASE



FRONT VIEW OF HEAD

FIG. 241. (S. 1-1.) A bison (?) or mountain sheep (?) effigy. Found in a burial cave near El Paso, Texas, together with a larger prehistoric pottery vase. Collection of W. A. Titus, Fond du Lac Wisconsin. Highly polished. Material: not identified.

Scientific exploration of mounds and graves dates from about 1883. Prior to that time there was little collecting outside of the Ohio Valley. Atwater, Catlin, Morgan and Squier and Davis were the pioneers, and their investigations aroused some public interest in serious study of the Indian. There were no commercial collectors in those days, and yet as late as 1892 there were men of standing who did not believe the mound finds of the pioneers in archaeology genuine. In explanation of the point I desire to make, I would call attention to an informal meeting in Washington during the Christmas holidays of 1892. I was in charge of the Hopewell explorations and had left Chillicothe en route for Cambridge, Massachusetts, to give to Professor Putnam a number of copper breast-plates, rings, anklets, sheet copper designs and other remarkable repoussé work in copper. I stopped in Washington and showed these copper objects to about eight or ten gentlemen connected with the Bureau of Ethnology and Smithsonian Institution. Major J. W. Powell and Professor O. T. Mason were present. From their remarks, it was perfectly clear that they thought these objects were made by white people and traded to the Indians and that they were not aboriginal at all. I remember distinctly how Major Powell dashed my hopes and stated that many of the finer stone effigy pipes and ornaments were of white manufacture and did not represent Indian art. He called attention to the field work of Messrs. Fowke and Middleton as proof of his contention that if the art objects found by Squier and Davis or myself were in general use, or represented a culture, these would have been found by his field agents in the course of their explorations. Later one or two gentlemen went so far as to read papers before an anthropological association, to the effect that the Squier and Davis pipes were made with rat-tail files. It was not until Mr. Moore published his analysis of copper from the mounds and compared it with the traders copper (or brass) that the Indian came into his own. Mills's finds have settled the genuineness of Squier and Davis's pipes.

It is because of the manifest tendency on the part of some observers to classify many unusual forms as doubtful, or fraudulent, that I have omitted quite a number from consideration in this book. Things of unique or "individual fancy" were not beyond the ability of the Indian to produce. Some of the Indians were more skilful workers than others, and we must take this into account in our studies. The unique forms, a few of which are illustrated in this chapter, require no special explanation. They are unusual forms and they represent the result of individual fancy and not types, hence they could be dismissed without further or detailed discussion. I do not think any of them are fraudulent, as they have good histories. Again, it is possible to deceive an observer if anyone is sufficiently skilful to exactly reproduce a prehistoric form in slate and give it an appearance

of age. Doubtless all of us have been imposed upon at various times. Certainly there are enough unique or unheard of problematical forms which have been properly recorded and were found or dug up by responsible persons, to indicate that the Indian's art was often modified by his individual fancy. He was capable of high art in stone-working, as Mr. Moore's recent finds attest.



FIG. 242. (S. 1-1.) Three interesting problematical forms. The one to the left from Indiana, the centre one from northeastern Texas, and the one to the right from Kentucky. The Indiana and Texas specimens are of forms seldom found. The Indiana specimen is made of highly banded slate, the one from Texas sandstone, and the Kentucky specimen of dark slate. From the Museum of the American Indian, New York City.

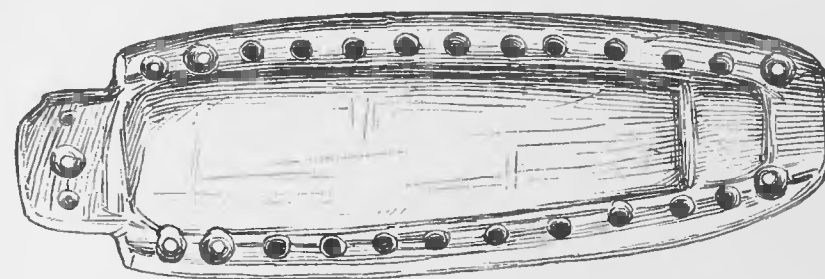


FIG. 243. (S. 4-5.) Chelan County, Washington. Material: steatite. Smithsonian Institution collection.



FIG. 245. (S. 1-1.) Peculiar problematical form from Wyandot County, Ohio. Two human heads facing each other within the crescent. Nothing like this has been observed elsewhere. Professor Mills states that it is genuine beyond question. Collection of The Ohio State Archaeological and Historical Society, Columbus, Ohio.

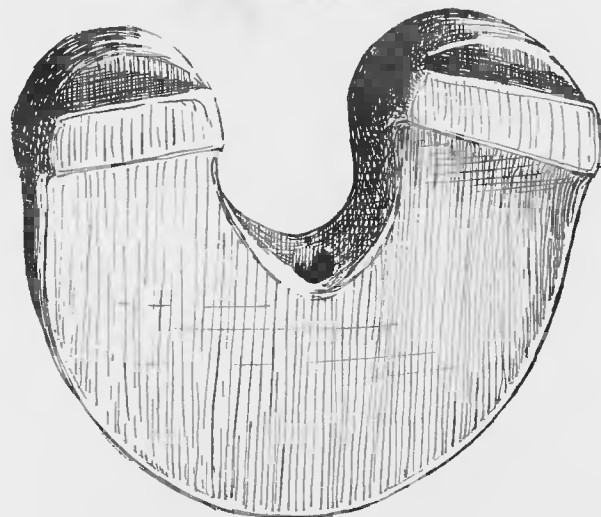


FIG. 246. (S. 1-1.) Unknown problematical form found near Delaware, Ohio. It can scarcely be classed as a crescent. Collection of H. E. Buck, Delaware, Ohio.



1



2



3



4

FIG. 244. (S. 1-2.)

1. From Michigan. Found not far from Quincy in Branch County, in a mound.
2. From Warren County, Ohio.
3. From Central Ohio.
4. From Indiana near Michigan City.



FIG. 247. (S. 1-3 to 1-4.) Group of problematical forms from various portions of the South and East. The bipennate form in the lower right-hand corner is one of the best of the eastern type of winged stones. Collection of the American Museum of Natural History, New York.

CHAPTER XXIX. GENERAL REMARKS AND OBSERVATIONS

SHELL AND CLAY

During one's study of this subject many interesting and peculiar things are observed, and these tend to increase rather than diminish. It at once occurs to an observer rather curious that the natives did not make more rectangular ornaments of shell and bone. There are many bone ornaments in the collections made by both the Peabody Museum and Phillips Academy from the Mandan sites, but very few stone ornaments. In the shell heaps of the New England coast there are many bone tools, but few bone or shell ornaments and practically none of stone. In the South there are shell hairpins, engraved gorgets and large shell beads, with some shell discs. In the tributaries of the Mississippi are found large unio shells, quite hard, but more easily worked than stone. It would be possible to make from these shells ornaments 8 cm. to 15 cm. in length. They would be quite as serviceable as rectangular or ovate forms in stone and certainly more easily wrought. Again, they would be more beautiful. The unio was generally used for beads and hairpins, small ear and nose plugs, but it does not seem to have met with general use save as a small ornament. This seems rather remarkable.

At Twin Lakes, Minnesota, in 1909, I saw an aged Ojibwa woman weaving a mat and making use of a wooden object precisely like the stone illustrated in Fig. 248 (See two central tablets, lower row). This object had been cut from the thick end of a shingle. I engaged her in conversation and she said that the Ojibwa had always used this kind of shuttle in weaving, but that she had never heard any of the old people say that they had used a stone in that form in the manufacture of mats and nets.

Clay was generally used throughout the Mississippi Valley for pottery and in the South spindle whorls, discs and even toys were made of it. It would have been comparatively easy to bake clay tablets, pendants or the simpler ornamental forms and they would have been fairly serviceable. Yet these are missing and almost all of our clay objects relate to vessels of various kinds, toys, circular grooved objects, and small balls or discs, which may have been employed in gambling.

BICAVES

The bicaves and discoidals or small circular discs may or may not be included in the problematical class. Certainly the larger stones are not ornamental and are doubtless chunky or game stones as has been frequently stated by those who have studied them. The smaller discs of both



FIG. 248. (S. 1-4.) Gorgets and problematical stones from the collection of W. A. Holmes, Chicago, Illinois. The tube to the left in the lower row is somewhat longer than the average specimen. The one to the right, lower row, being grooved and perforated at one end, is quite rare. The double-pointed object in the centre has its counterpart in the Phillips Academy collection, and at Washington and elsewhere.

clay and stone may be spindle whorls, game stones or occasionally worn as ornaments. However, they have been omitted from consideration in this volume, although in Fig. 249 I present a photogravure plate of a number of typical bicaves from the collection of F. P. Graves, Esq., Doe Run, Missouri.

PERFORATED STONES FROM CALIFORNIA

In Figs. 193 and 194 are shown small perforated stones and shells from the State of California. These are selected from the large collection in the possession of the Museum of Anthropology, Affiliated Colleges, San Francisco, California.

Most of the perforated objects on the Coast are classed as spindle-whorls or weights. Many of them may be ornaments and especially those not quite round. That the small ovate form was in use among the California Indians no one will deny, yet the majority of perforated objects in the California collections do not seem to have been made by the Indians for ornamental purposes. However, for the sake of argument we will suppose that most of the stones shown in Fig. 193 are ornaments. We can go no further. I mean by this statement that ornamentation in stones on the Pacific Coast stops with the ovate or circular form. There are some tubular pipes of stone, but there are no lunate, bipennate, gorgets or other forms common in the area shown in our maps, Figs. 202 to 205. Students should attach considerable importance to this fact. It may have a direct bearing upon the origin of the ornamental-problematical forms.

A RE-WORKED BIPENNATE FORM

In the Charles A. Perkins collection, Wakefield, Massachusetts, is an interesting broken bipennate form found at Millbury, Massachusetts. Originally it was of the type shown in Fig. 227 (the Massachusetts specimen) but the edge was ground down until it became sharp and was made use of probably by a later Indian than the original maker, as a knife. The half of the winged object is the same form as the similar lunar knife of the well-known type called the "woman's knife", common throughout New England.

There are many other references to re-worked forms which might be made, but to include them all would swell this volume to unwieldy proportions.

ORNAMENTAL PROBLEMATICAL FORMS IN THE RED PAINT GRAVES OF MAINE

In the three hundred or more Red Paint graves examined by the Department of Archaeology of Phillips Academy, there were over thirty objects taken from the excavations, which may properly be placed under



FIG. 249. (S. 1-4.) Types of bicaves or discoids of quartzite and granite from Illinois, Tennessee and Missouri. F. P. Graves collection, Doe Run, Missouri.

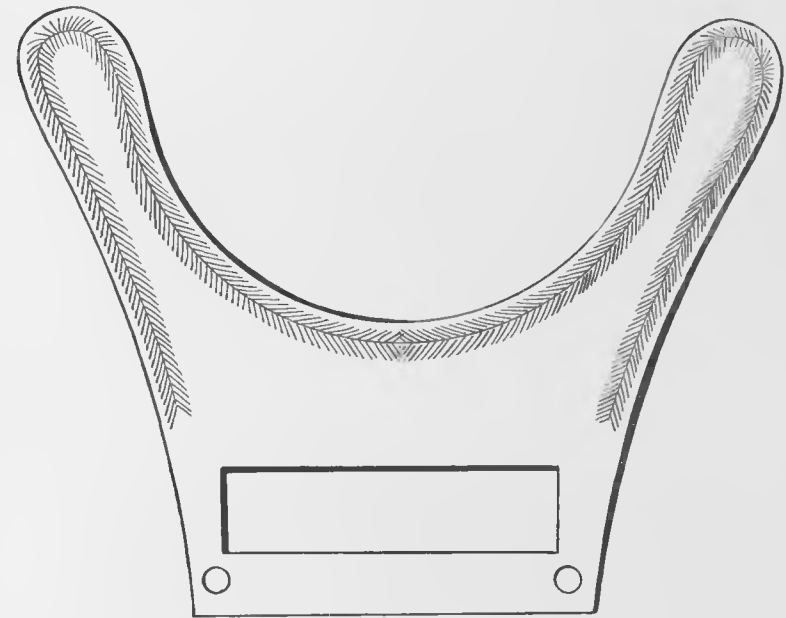


FIG. 250. (S. 1-1 about.) Found by E. O. Sugden in the Holway Red Paint Cemetery, Orland, Maine, about fifteen years ago. Dark, green stone, soft. This was sold by Mr. Sugden to a New York collector from whom it was secured by The Museum of the American Indian. Drawn by Mr. Sugden from memory.

the ornamental-problematical forms. There were over four hundred plummet-shaped stones of various sizes and forms. It would scarcely be fair to the Department, since its report has not been published, to enter into any detailed description of these, interesting though they are. Therefore, aside from giving the totals and including them in a small table (page 334), my description is confined to the large collections obtained by Walter B. Smith, Esquire, of Bangor, Mr. Fred M. Godfrey of Oldtown, the collection in the Peabody Museum at Harvard. In the latter there are many interesting objects from the large number of graves examined by Mr. Willoughby, but in these graves he did not happen to find very many of the ornamental-problematical types. Mr. Godfrey's collection, containing about two hundred objects from the Red Paint graves, includes a number of the long, perforated pendant-shaped objects of sandstone, varying from 15 cm. to 25 cm. in length. This form of ornamental-problematical stone seems to predominate in the Red Paint graves. Several crescents have been discovered by Messrs. Godfrey, Marks, Haskell, Willoughby and Creighton, in addition to the eight secured from the Phillips Academy explorations. These range from a minimum of 4 cm. to a maximum of 8 cm., in varying width.

The finding of these very interesting crescents and winged forms in the Red Paint graves at once brings before us the question as to whether these forms originated in Maine or were imported from the Ohio Valley.

Mr. Godfrey was fortunate in discovering several of the winged stones, and I present them in Fig. 97. He secured them from the Red Paint cemetery at Oldtown. A similar one was found by Phillips Academy in the Hathaway cemetery at Passadumkeag, Maine, and another at Emerson's near Bucksport.

The largest pendant-shaped perforated problematical form was found in a grave on the Hathaway site, Passadumkeag. It is 35 cm. in length, and 5 cm. in width. It is unusually well worked and polished. As stated above, however, detailed description of all of these must be deferred, as they properly belong in the official report of these explorations.

The grand total of objects from the Red Paint graves exclusive of those at Andover is not far short of 1400, and therefore afford us almost sufficient material to draw some rather general conclusions.

The two tubes found in graves at Mason's cemetery, Lake Alamoosook, Maine, were not in deposits of red ochre, but were accompanied by large masses of charcoal. In one of these graves, which reach a depth of more than a meter, a few copper beads were discovered. Mr. Willoughby examined these two exhibits quite carefully, and is of the opinion that they are intrusive. This was our theory made on the spot, as the two deposits were noticeably different from the others in all their details.

SCARCITY OF WINGED FORMS IN EASTERN CANADA

After the final forms of Conclusions had been made up by the printers, some observers questioned the statement that few of the bipennates were found in New Brunswick and Nova Scotia. A telegram was sent to William McIntosh, Esq., Curator of the Natural History Society of New Brunswick, at St. John. He replied at once, "None known to me from either Province." Mr. McIntosh has had field experience in these regions and is familiar with the collections. The absence of such forms in his section has a direct bearing upon the questions discussed in pages 415 and 419.

LOCALITIES OMITTED IN SOME OF THE TABLES

The tabulation of forms (Chapters XXIII and XXIV) fill sixty-seven pages. It was not thought best to make this book too statistical. Exact locations of specimens from the larger collections might be of benefit to some students, but the majority of readers will doubtless be satisfied with the number presented. In more than one place I have referred to the tabulation of everything ornamental-problematical, and this will probably be done years hence. There is another reason why some specimens entered according to form are not set down as to locality. Most of the objects in the larger collections, and particularly those secured twenty or more years ago before field operations became general, were acquired by gift or purchase from collectors. These men found or bought their ornamental-problematical objects from persons living in the area. A detailed tabulation of large museum collections would add a little to our present knowledge; a tabulation of everything of this character, independently of where found or now located, would add to our knowledge, but this is a task I do not care to assume at the present time.

WERE THESE FORMS MADE OF WOOD?

Some correspondents have suggested that there may have been problematical forms made of wood. In the Southwest where wooden objects are preserved because of favorable climatic conditions, we obtain no bipennate, gorgets, lunate or other forms fashioned out of wood. Mr. S. J. Guernsey showed me some small geniculate forms which he found attached to throwing-sticks and other objects of wood. But they are exceedingly small and scarcely of eastern form.

That the Indians throughout our ornamental-problematical belt may have carved or cut from wood these forms, I do not doubt. Yet none of them have been preserved. We have no positive data on which to work or draw conclusions. Such wooden problematical forms as I have seen

among the Penobscot and Malecite Indians in Maine and Canada appear to have been manufactured for sale, and it is doubtful if such objects are survivals of old types. Rather, it seems, the forms have been suggested to the Indians by white people.



FIG. 250A. (S. 1-3.) An engraved and polished disc of stone, found near a mound twelve kilometers from Arkansas Post, Arkansas. H. L. Stoddard's collection, Stuttgart, Arkansas.

CHAPTER XXX. CONCLUSIONS

THE DISTRIBUTION OF FORMS AND THE THEORY THAT THEY SPREAD FROM A CENTRAL AREA

There has been illustrated in this volume a large number of ornamental-problematical forms. It matters little how these have been classified. Our chief interest centres in the fact that these are scattered throughout certain areas of the United States, and that a major portion of them exhibit objects evincing great care in their manufacture by the red men. The various maps presented indicate the distribution of these forms according to type so far as it is possible to place them. There are more specimens in museums and private collections than have been mentioned, illustrated or tabulated in this book. To what extent a general tabulation of everything in the United States and Canada would affect such conclusions as may be drawn at the present time, it is impossible to state. As remarked in the fore part of this volume the work is at best a pioneer effort. It must be realized that to tabulate every one of these objects in the United States and Canada would require thousands of miles of travel, endless correspondence and great expense. It would be necessary to visit and personally study all the collections that have not been reported on by letter, and these are at least double and possibly three times the number mentioned in this volume. It must not be forgotten that several of the larger museums could not assemble these forms for study, because they were stored. In some of the larger institutions there are whole rooms, and not infrequently entire halls filled with boxes, stacks and trays containing tens of thousands of various objects. It would cause the officials of the institutions great inconvenience and trouble did they permit some one to go through their stored collections. All these factors must be taken into consideration in making up one's conclusions.

As to the grand total of objects indirectly represented in this volume it is impossible to give the sum with any degree of accuracy. The direct number observed, sent for study, photographed, drawn or mentioned, added to all those illustrated in various reports which have been studied by those who have assisted me in preparation of the volume, is probably in excess of the total of 11,221 mentioned on page 334.

The grand total of these thirty or forty types or four hundred and seven variations in the United States and Canada, cannot by any possibility be stated. Since readers may query whether there are fifty thousand, one hundred thousand or one million of these things in the hands of public institutions and private collectors, I desire to state that, taking all the




FIG. 251. (S. 1-2.) Unfinished winged form. From the collection of Stephen Van Rensselaer, Newark, New Jersey. New Jersey type of winged stone is interesting in that the wings are graceful and sloping, usually narrow, and often angular. It will be observed that although there is varying weight and width in the wings, yet the New Jersey specimens present certain characteristics in common.

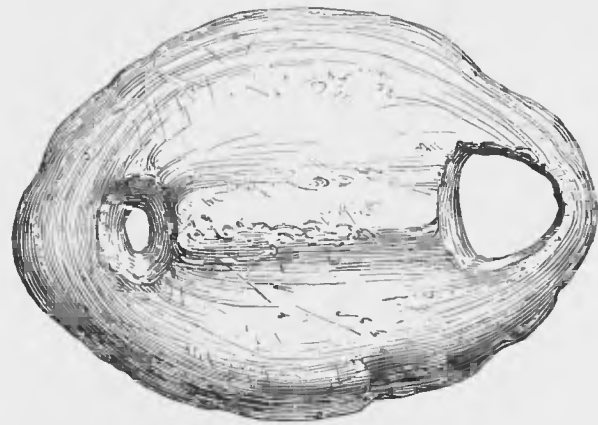


FIG. 252. (S. 1-2.) Unfinished bipennate form, found in Howard County, Indiana. Greenish banded slate. Collection in Smithsonian Institution, Washington, D. C.

evidence into consideration, it is my opinion that the seven thousand private collectors in the United States will average something like ten ornamental or problematical forms in their collections. That is, some will have 50 to 150; a few 200 or more; many 30 to 40; many 3, 5 or 10. The average of ten is not high. And the five hundred public institutions, ranging from small collections in public libraries to extensive exhibits to be found in our large cities, will average about two hundred objects per institution. This would give a grand total of 170,000 in the United States and Canada; but as remarked, no man may know whether this is above or below the actual number.

In many sections of the United States there are either few of these objects, or because the region has been recently settled, or on account of lack of interest in archaeology, it is well nigh impossible to secure returns. It was to be expected that few of them would be found throughout the Rocky Mountains, although numerous letters have been written to institutions and individuals from northwest Canada to southern Texas. It has been impossible to learn of any considerable number of ornamental-problematical forms as occurring west of a line drawn between Winnipeg, Manitoba, and Galveston, Texas. Assuming that research work will be done in eastern and central Nebraska, eastern or central Kansas and Oklahoma, and along the Trinity, Brazos, or Colorado, it is possible that the simple oval forms and rectangular forms may be found in the three states mentioned. A few have already been discovered. As a general proposition, it would appear that these objects are found east of the line drawn from Winnipeg to Galveston, and extending to New Brunswick, embracing Ontario and Quebec. Further, as has been previously mentioned, the four hundred sub-types are most numerous within space of a line drawn from Duluth, Minnesota, to Little Rock, Arkansas; thence eastward to Decatur, Alabama; thence following the northwest slope of the Appalachian Mountains, to Charleston, West Virginia; thence northeast to Pittsburgh; thence following the northern border of the Appalachian Mountains through Scranton, Pennsylvania, to New Jersey; thence northeast from southern New Jersey, through the Connecticut Valley and north to Quebec.

This larger area embraces them all — save here and there eight or ten, and these minorities cannot affect our totals. Yet within the greater area is a more restricted one in which about sixty percent of the forms and sub-types occur.

Roughly bounded, the region referred to is, southeastern Wisconsin, southern Michigan; all of Illinois, Indiana, Ohio; western New York, western and central Kentucky, central and northern Tennessee. This region, approximately two thousand by fifteen hundred kilometers, might be called the main part of the ornamental-problematical belt. In it objects

reach their highest development individually, and also per type or form. (See I, on Fig. 202). Yet there is within this main region a restricted area about eight hundred by six hundred kilometers, which I have termed the "heart" of the district. Within this heart, marked "J" on Fig. 202, all of the forms are present and most of them predominate, except that in Ohio few spatulate forms occur.

SCARCITY OF THESE OBJECTS IN CENTRAL AMERICA AND THE WEST

Indian art in Central and South America was far in advance of aboriginal art in the United States. The culture of certain sections in the North, notably where our large mound groups occur, was high compared with that evinced by the average United States Indian tribe.

Notwithstanding the high development in Central or South America, or even in the Cliff-Dweller country, these things do not occur in numbers, neither are the forms similar to ours.

The forms illustrated in this book do not persist in those regions in which there was high development along the lines of architecture, textiles, work in precious metals, ceramics, sculpture and other arts. The author refers especially to Mexico, Central and South America.

First.—Supposing that America was peopled from Asia by way of Bering Strait, the first arrivals brought with them no knowledge of these forms. As their numbers increased and they penetrated to the headwaters of the Missouri and down into the Great Plains, or through the Cliff-Dweller country through Texas and on to the Mississippi, they began to develop new arts. Those natives residing in the Southwest developed the ceramic art to a high degree, but it did not occur to them to make or use the problematical forms. As is pointed out on page 407, if the migration had been from the East to the West, it is reasonable to suppose that a knowledge of these prevailing ornamental-problematical forms would have been carried through to the Coast and there manifested itself. The same is true of pottery and the grooved axe, and other forms common in the East.

Second.—While it seems to the writer that the Pacific Coast was settled first, and tribes or bands found their way from there to the East, one must not overlook the possibility of another solution.

Since apparently very old and primary forms of large, oval pendants and a few lunate and bipennate forms occur in Maine and New Brunswick and also primary forms in New Brunswick and Nova Scotia, it is possible that the first Indians came to this region, and spread westward and southward. This the writer does not believe, but it should be stated as a possibility. No complicated or highly specialized forms occur in the Far East, and the lunates are small and of soft stone and not difficult to manufacture.

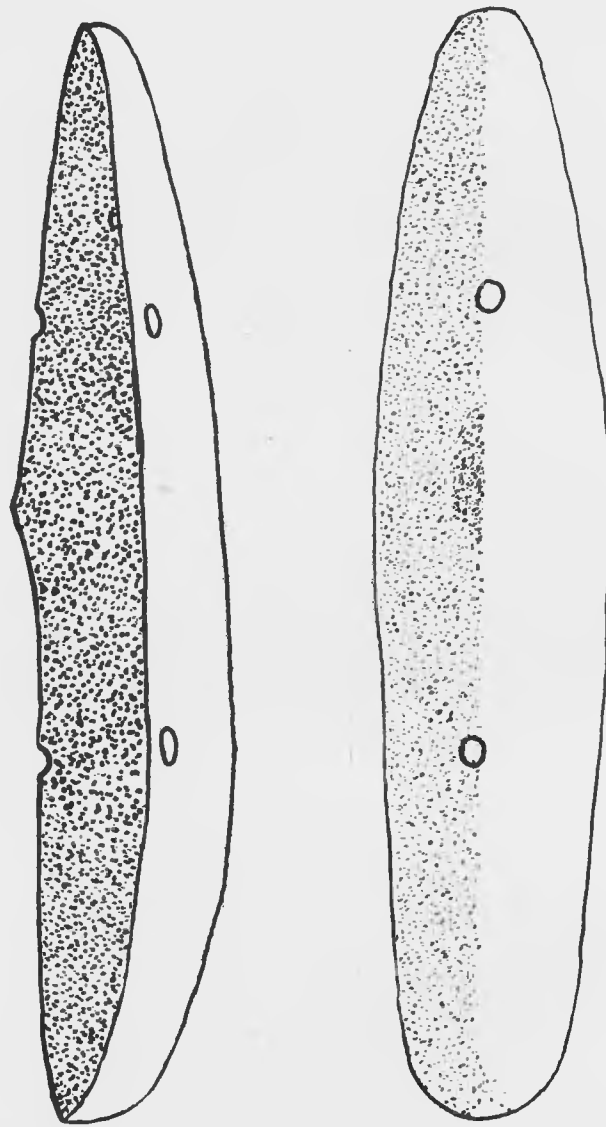


FIG. 253. (S. 1-1.) The Academy of Natural Sciences of Philadelphia. No. 21715. Boat-stone of banded slate. Muses' Bottom, Ohio River, West Virginia. William S. Vaux collection. (Two views)



FIG. 254. (S. 1-1.) Problematical form. Blue slate, highly polished, perforated through the centre or longest diameter. The perforation is large. This may be an elongated tube. The edges are carefully serrated. Wyandot County, Ohio. The Ohio State Archaeological and Historical Society collection, Columbus, Ohio.

Both of these questions should receive our earnest consideration. It would appear that the facts available indicate that one or the other of them is correct. As has been mentioned on page 403, it appears that if America were peopled from Asia or Europe at some time rather recent in the history of civilization, the people coming here would have carried with them implements such as they had used in the Old World. At least they would have brought in their minds the knowledge of such things, were they unable to transport the actual objects. The fact that most of our American Indian problematical forms, utensils, tools, and other artifacts are so different from those elsewhere in the world seems to the writer to indicate a considerable antiquity.

There is a great scarcity, amounting almost to an absence, of ornamental-problematical forms in the Rocky Mountains. In the Pueblo region of the Southwest; along the Missouri River, north from Mandan, North Dakota, to the headwaters of the Columbia, down that stream to the Pacific, a distance of more than two thousand kilometers — through a region inhabited by Indians, few are found. I have presented a few illustrations throughout the book, of small ornaments, pendants, ear-rings, charm-stones and so forth from California, yet the more important types of the winged, tablet, bird, shield and boat-form are conspicuously absent. In the State of Texas it has been impossible for me to discover more than a scant dozen of these forms, yet there are a number of collections, public and private, in various portions of Texas, and the Indian population at one time was considerable. The State of Florida, famous for its large shell-mounds and many Indian sites, has produced far fewer of these objects than the State of Connecticut. The extensive range of the Ozarks, where are located numbers of caverns inhabited by man, and extensive village sites, furnishes very few specimens of the types and forms to which this book is devoted.

Dr. Charles Peabody has explored extensively throughout the Ozarks, and although he found a grand total of several thousand chipped implements, scarcely any ornamental stones were discovered. The extensive ranges of the Appalachian Mountains contained many Indian sites, and yet these objects cannot be said to predominate. As we proceed eastward from the Connecticut they gradually diminish in numbers, and in the Penobscot Valley, Maine, outside of the graves of the so-called Red Paint People, not many were found. Passing eastward into New Brunswick some have been found in the lower St. John Valley, but they have become scarcer toward the east, and with here and there an exception, practically disappear on the eastern side of Nova Scotia. What is the reason for the absence of these forms in the western part of our country? The line referred to on page 401 marks the western boundary beyond which very few of

these things are found. The reason for their absence cannot be assigned to lack of ability to work in stone. Neither is their absence due to cultural inferiority. The Cliff-Dwellers and Pueblo peoples were developed in most respects beyond the mound-building tribes, or any of the Indians of the East. The Mandans were at least equal to many eastern bands who made and used these stones. Absence of suitable material cannot be taken into account, since many varieties of shales, fine-grain sandstones, and other material suitable for the manufacture of ornaments were at hand. Ability to make these must be granted the western Indians since in the ceramic arts and the chipping of very delicate artifacts from semi-precious stones, they were past masters. None of these explanations are satisfactory, and we must seek the solution of this interesting question along different lines. If the tribes living in the Mississippi Valley, along the Atlantic seaboard and in the St. Lawrence Basin came originally from the Pacific Coast or the Southwest, they must have developed the ornamental-problematical stones after reaching the East. Manifestly, if the Pacific Coast and Southwest were settled by aborigines coming from the East they would have carried with them a knowledge of these forms and have made similar ones on the Pacific Coast and in the Southwest.

Thus we have for discussion a most interesting and important question. The evidence presented by the specimens themselves would seem to indicate that the Mississippi Valley and Pacific Coast cultures are so different that each developed independently. The many forms illustrated in this book persist through a given area, thus indicating that all the tribes in that area were familiar with these things, many of which seem to have carried a special or peculiar meaning. In the face of this evidence it does not seem likely that people familiar with such objects would not carry that knowledge with them wherever they might migrate. Therefore, it is unlikely that the Southwest or Pacific Coast was settled by people coming from the East. If there was any migration it was more likely to have been from the West to the East and at a period of unknown antiquity, since the forms described between the covers of this book developed in the East and not in the West.



59681 Kentucky 21212 New York 61153 Illinois 23670 California 21879 California
 FIG. 255. (S. 1-1.) A spool-shaped object and pendants and toy axe, all of stone. Smithsonian Institution collection, Washington, D. C.



FIG. 256. (S. 1-1.) Side and base views of a bird-stone of hard black slate. Collection of Dr. B. A. Cottlow, Oregon, Illinois.

CHAPTER XXXI. CONCLUSIONS (CONTINUED)
SUGGESTIONS AS TO WHY ORNAMENTAL-PROBLEMATICAL
STONES ARE IN A RESTRICTED AREA

The phrase, "restricted area" in the above chapter heading would convey a wrong impression were one speaking of eastern and central United States. Compared with the vast extent of North America, the area is properly restricted. The limits of the distribution of these forms we have studied in preceding pages. Reference to lines marking distribution and shown in Figs. 202, 203 and 204 indicate the broadest distribution together with the lesser area. This is about one-third of the area north of Mexico, and not including the extreme north of Canada or of Alaska. It has been previously indicated that even this comparatively large area may further be reduced, and it is within this lesser expanse of country that most of the objects occur.

It seems to the writer that the restrictions of these objects to a given area bears a special meaning. We should examine into this feature of our study in considerable detail. The area has been inhabited in historic times by Algonkin, Siouan, Iroquoian, Muskogean and one or two other stocks, and these are again subdivided into many smaller tribes or bands speaking dialects. As a primary proposition we have four diversified tongues (and possibly two or three others) in the entire area. In the more restricted region of that central portion, which I have called the "heart", we have Algonkin and Iroquoian with Muskogean to the south. Whether these tribes and their subdivisions entered the central area from elsewhere or originated there, and migrated, it is not my purpose to discuss in detail.

The author stated in several places in this book that there would occur some repetitions or duplications of these forms. The fact that the specimens themselves may be arranged in several series (arrangement depending upon one's personal point of view) accounts for the difficulty in following in consecutive and orderly fashion this complex subject.

While the above admission is made, in justice, yet these very repetitions or duplications of evidence have a direct bearing on the greater questions involved in our study. Since certain facts and observations present themselves with persistent recurrence, it seems to the writer that these do not hinder but rather help our progress. If the student of folk-lore found two or three myths which were common throughout a large area of this country, and these myths varied in detail, but in their ensemble presented the same story, this same student would record all of that, notwithstanding their similitude. Because in each of them there was a dominant theme prevalent,



FIG. 257. (S. about 1-3.) Bird-stones and special problematical forms, total, 23. Collection of W. O. Emery, Washington, D. C. Localities: Ohio, Indiana, Tennessee, Wisconsin, Illinois. Photograph by Dr. R. W. Shufeldt.

it is quite probable that the faithful folk-lore student would draw certain conclusions. So it is with our story of the ornamental-problematical class. We have our duplications and our repetitions but they are very properly a part of the whole story. Critical readers as well as professional students of archaeology and ethnology will at once demand to know the actual facts on which conclusions were based. These are as follows:

First.—The primary forms of stone ornaments are widely distributed throughout the United States. A few occur on the Pacific Coast, or throughout the Rocky Mountains and Coast Range. Plummets are the sole type predominating on the Pacific.

Second.—From this extreme range of all the ovate or primary ornaments, there is a gradual contracting area as one proceeds east. Finally, one reaches the heart or centre of the area where all the forms occur in profusion (save spatulate).

Third.—With the exception of simple ornaments or a few tubes none of the bipennate, bird-stones, lunate or truly problematical forms are found associated with Indian remains of the historic period.

Fourth.—There is not the slightest evidence that any of the forms described in this book were made by early white traders or travelers for Indians.

Fifth.—The distribution of most of the forms follows the distribution of copper and of the grooved axe. The exception is the Cliff-Dweller country, where grooved axes occur, but they are of different form from those of the East.

Sixth.—Excepting tubes and pendants, most of the ornamental-problematical forms do not occur in Central or South America.

Seventh.—The presence of lunate forms and a few bipennate forms in the Red Paint graves indicate considerable antiquity.

The above facts seem to justify the belief that the solution of the American Indian problem depends quite as much upon archaeological evidence as that of etymology or philology. We know that the languages are diverse and that manners, customs and traditions vary. There is an equally great difference between the artifacts of the East, the South, and the Pacific Coast as between the languages of those regions. Taken in conjunction with the research work in myths and languages, religion, customs and archaeological evidence it would seem to indicate that considerable time had elapsed since the United States was inhabited by the Indians. It does not seem possible that these differences could have developed in a short period of time.

The restriction of the ornamental-problematical forms to the area indicated on the maps and absence of such objects in the Far West and

Central and South America, present a problem directly connected with the origin and development of the American Indian.

An excellent review of certain archaeological problems in the United States was set forth in a presidential address by Dr. Roland B. Dixon at the annual meeting of the American Anthropological Association in New York in December, 1913. Dr. Dixon's paper was published in the *American Anthropologist*, Volume XV, No. 4.

While Dr. Dixon could not in a brief address emphasize in detail these problems, he clearly indicated the importance of further study of several of the questions I have brought up for consideration in my conclusions. Those students specially interested in the relation of ornamental-problematical forms to general archaeological problems are referred to Dr. Dixon's paper.

The tables and maps made up from these collections which have been studied indicate, however, that most of the objects seem to have radiated from that central area. Along such lines my argument proceeds, and it is for others to work out the migration, origin and other problems connected with the ethnology and linguistics of these various peoples. The archaeological evidence, aside from the forms under discussion, indicates considerable difference between artifacts found in one river valley and those of another. It requires no special skill on the part of the observer to distinguish specimens found in the valley of the Illinois from those of the Penobscot, or to separate specimens found on village sites along White River, Arkansas, from those of the Upper Mississippi. It does not require special training in archaeology to differentiate between surface finds from the Valley of the Tennessee, those of the Scioto, and those of the Connecticut. That there are many specimens more or less alike in different sections of the country no one will deny. It is especially difficult to distinguish between the celts or pestles of Ohio and those of Alabama or Arkansas. The flint implements are more or less similar as to form, but the difference in material gives a clue. It has been suggested that in many instances reliable observations cannot be made, because several diverse tribes may have occupied the same site at different periods of time. All of this is possible and in some instances quite probable. However, it seems to me that to distinguish the art forms of one river valley from those of another does not present great difficulties, especially if one is familiar with the subject, and further, if one studies a collection in its ensemble, one is able to judge the life of the particular tribe that occupied that region. To be further specific, I should say that one is able to understand the use of stone ornaments and problematical forms or their distribution better, if one considers them along with all the other objects found in a given region.



FIG. 258. (S. 2-3.) Bird-stone of black slate from Rock Island County, Illinois. Collection of J. Braecklein, Kansas City, Missouri.



FIG. 259. (S. 1-1.) Material: dark, hard slate. A typical perforated ornament on which some marks or lines have been cut. Collection of Dauphin County Historical Society, Pennsylvania.

Now we come to the question of the relation of these things to linguistic stocks and tribes who once occupied the whole region. The first observation would be that they are most commonly found in regions occupied by the Algonkins, Iroquois and Muskogean stocks. The heart, or central portion, may be further restricted to Algonkins and Iroquois with such of the Muskogean tribes as inhabited Kentucky and Tennessee. Taking as our centre Ohio, Indiana, Wisconsin, and radiating from this hub north, south, east and west, we find types gradually changing locally and diminishing until we reach the boundaries previously mentioned, where they disappear.

After consideration of all the factors entering into the subject, it seems to me that one might assume the Illinois-New York region as the centre of the development of the problematical forms. This view seems to be borne out by the evidence rather than the view that the original inhabitants in the lesser area received these forms from elsewhere. There appears to be little support for the proposition that all the forms originated among southern tribes and found their way northward.

It is possible that the complicated forms may have developed in the course of evolution from simpler forms; but if so, it appears that the simple forms were local. The high percentage of artistic or well-wrought forms in the Illinois-New York district naturally leads to the theory that the Ohio Valley, west of Pittsburgh, and also southern Wisconsin and Michigan, constituted the place where these forms originated. To some observers this may seem radical, but I am firm in the conviction that when all the tabulations are made (years hence) this will be found true. Of more importance is the indication that these forms developed in a single or compact stock or tribe within the area bounded. The trend of facts available at the present time is in the direction of such a theory.

Mound explorations indicate a high development of ceramic art in the South, and of sculpture in the Scioto, Tennessee and Cumberland regions. Some of the stone objects found by Mr. Moore in the southern mounds are quite equal to those from Ohio. But the average ornamental-problematical stone from the South does not compare with those of the central portion of the problematical belt. That is, there are more fine objects found in the northern area than in the southern. It occurs to one that from this central area, types were distributed north, south, east and west. In far-off Maine, nearly fourteen hundred kilometers from western New York, and more than two thousand from Indiana, there are delicate lunate forms and winged stones occasionally found. But the simpler oval and rectangular ornaments predominate. In Iowa and Missouri a few of the complicated designs occur, but the majority of the objects are simple in form and manufacture.



FIG. 260. Fragment on which the Indian had just begun work. Hard green stone (granite?) covered with patina. Very rough, pecked but not polished. Weathered to point of disintegration. Collection of James A. Branegan, Millbourne, Pennsylvania.




FIG. 260A. (S. 1-1.) A form of short or contracted bird-stone of slate. A. C. Gruhlke Collection. De Kalb Co., Indiana.

In the Tennessee and Cumberland valleys the form gradually changes until we observe types which may be truly called Muskogean and southern Algonkin forms. It would seem that the delicate lunate forms of Maine were fashioned by natives who had seen similar but larger forms, in the possession of traders or travelers. In aboriginal times a journey from Indiana to Maine was not only both difficult and dangerous, but required considerable time, since it was necessary for the Indians to stop en route to hunt and fish. That Indians occasionally made long journeys or received by barter materials and artifacts from a distance is true. The finding of copper, obsidian, sharks' teeth, ocean shells, mica, etc., is evidence of this.

The collections from Maine, at Washington, Cambridge, Portland, Bangor, New York and Andover indicate that a few of the true Ohio Valley types had reached that country. The Penobscot and Red Paint peoples apparently manufactured from soft materials (seldom using granite) forms similar to those of the Ohio Valley, but presenting local differences. This is also true in Delaware, Massachusetts and New Jersey where a considerable number of winged stones (bipennate-shaped ornaments) and gorgets are found. It was a long journey from Ohio to New Jersey. In addition to the objects imported the Lenni Lenape made forms in imitation of those that they had seen.

Coming to the Susquehanna Valley we find more of the ornamental-problematical class between Oneonta and the mouth of the West Branch at Sunbury and on the West Branch than elsewhere in that region. The splendid collection of Willard E. Yager, Esq., of Oneonta, N. Y., and Dr. T. B. Stewart of Lock Haven, Pa., contain a total of nearly two hundred ornamental-problematical forms from the Susquehanna region. In these collections we observe the forms characteristic of the Andastes and Algonkins. But the Susquehanna being nearer the Ohio Valley, some of the specimens could not be differentiated from those of the central area. Others are apparently Andaste in character.

Western New York has been treated by A. C. Parker, Esq., State Archaeologist and Curator of the Museum at Albany, in Chapters XVI-XVIII. As it was quite possible for the Indians, after making one or two carries, to travel by canoe to the head of the Allegheny River, from thence down to the Ohio was an easy journey. Parker has informed me that there was much interchange between the natives of western New York and Ohio. The ornaments and unknown objects present a close similarity to western New York and Ohio types, which in view of the proximity of the tribes is not surprising. I have in other portions of this book covered comparisons in greater detail and it is only necessary now to point out some general conclusions. These hark back to the proposition made by Mr. Parker and other observers that at some future time we may be able to affirm that a

very early culture existed in the Ohio Valley, and that subsequent cultures or tribes developed from this parent stock.

I am quite aware that there is insufficient information and evidence at the present time to draw definite conclusions, but I should like to suggest tentatively, that a careful study of the 11,221 specimens available from the entire ornamental-problematical area indicates a central, an earlier and a primitive culture. Whether the Algonkians or Iroquois developed from this culture may or may not be true. No one knows.

It would seem that these forms were carried from the central area elsewhere in the United States, or that information as to these forms penetrated to tribes living in remote sections, such as Maine, Florida, Iowa and Louisiana. The fact that these things are not numerous in Texas, Colorado, California and New Brunswick, where thousands of suitable natural slabs and pebbles exist in hundreds of places, is in itself interesting and significant.

The Pacific Coast and Rocky Mountains were so far away that little or no intercourse is evident between that section and the East. The only exception of note is a deposit of obsidian blades found in the Hopewell mounds, and, according to Professor Putnam, having been brought down the Missouri River from the obsidian cliffs at Yellowstone Park.

These variations in the forms, types and concepts indicate, it seems to me, the difference in the tribe just as the varying speeches indicate linguistic differences. We need only to study any of the large museum collections to bring home this truth. The realization of it is sometimes warped in the minds of those who have not given the subject special attention. A gentleman versed in archaeological matters once called my attention to some bone awls which he had seen in use among the Ojibwa in the extreme North, and another person exhibited a polished stone hatchet or celt from New Zealand, objects very like those in use among our own Indians. These comparisons are natural. The bone awl is a universal tool, throughout the world, as the polished stone hatchets or celts are, and they have suggested themselves to primitive people regardless of speech, color, environment or locality. The same is true of many of the simpler forms of chipped implements. But if one assembled the entire range of stone objects of a given tribe of people, and compared them with those of another, one could immediately note the lack of correlation between them.

Throughout the length and breadth of the area mentioned there are these local differences. In Ohio, the valley of the Little Miami is somewhat different from that of the Muskingum, but the change in type is not marked. The Etowah Valley in Georgia is slightly different from the Tennessee; the St. Francis quite different from that of the White River in Arkansas—and so on throughout the region. But the St. Francis and the Scioto, and



FIG. 261. (S. 2-3.) Vermont and Swanton graves types. The finding of a bicaeve or discoidal in a grave is unusual. Collection of the State of Vermont, Montpelier, Vermont.

- | | |
|-------------------------------|----------------------------|
| A. Champlain Valley, Vermont. | C. Swanton Graves, Vermont |
| B. Hubbardton, Vermont | D. Swanton Graves, Vermont |
| E. Champlain Valley, Vermont | |

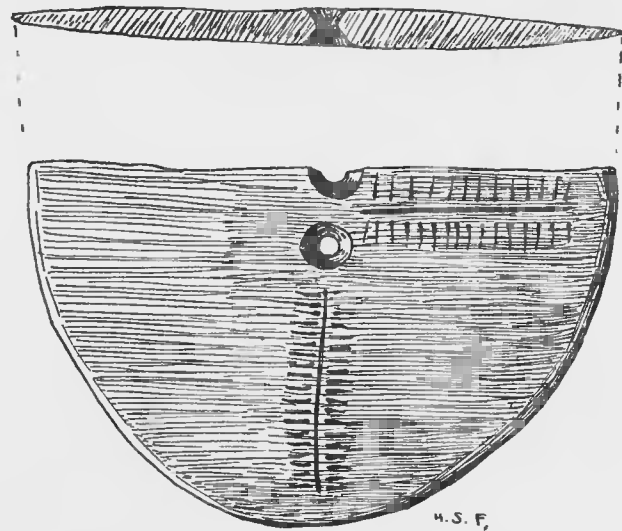


FIG. 262. (S. 1-1.) Material: polished slate. Broken ornamental stone from western Texas. This is owned by A. E. Anderson, Esq., of Brownsville, Texas, and he says that it is the only stone implement that has been found in his section of Texas. He has never observed a polished ornament. The form is somewhat different from an ovate ornament of the East and is interesting.

the Potomac produce such objects that no one who had even a rudimentary knowledge of American archaeology would be so careless as to label specimens from those regions as from one place.

It has been stated that the area is restricted. If this were not true these things would have penetrated to the Pueblo country, and the Pacific Coast, for the Indians of those sections of the country are quite as skilful in the use of stone tools as those in the East. The very fact that the objects are most abundant in the heart of a restricted area indicates that they developed there. There seems a unity of purpose running through this class of objects, beginning with the ovate, and continuing through to complicated forms. After all is said and done, the objects naturally fall within a rather limited classification. The unusual, or freak forms, should not be included in this final analysis. Even those bipennate, lunate, bilunate or spatulate forms occurring far from the heart of the region, indicate a gradual change from the types characteristic, or predominating, in that heart.

I think that this fact carries even further significance. Professor Holmes has in press a most interesting volume treating of the stone artifacts among the American Indians. Doctor Gordon of the University of Pennsylvania Museum, quoted a page from Professor Holmes's advance sheets, and I have quoted same in Chapter XXVII. It will be observed that Professor Holmes is of the opinion that the bipennate and bilunate forms had their origin in the double-bladed iron hatchets brought to this country by the Norsemen a thousand years ago. It may be somewhat heretical to dissent from Professor Holmes's explanation. The field evidence seems to be against it. If these forms of curious winged, worked stone had their origin in the Norse axes, it follows that such stones would be most common in New Brunswick, Nova Scotia and eastern New England. On the contrary, all the evidence tends to a conclusion that the winged stones of the type shown in Figs. 207 to 208, and especially those with thin or sharp edges are more common in the Ohio Valley and in the Tennessee and Cumberland than in the East. The winged stones from the Red Paint graves are small and rather thick (See Fig. 97) and do not resemble double axes. I cannot believe that the iron axes of the Norse suggest this form. Again, the Red Paint graves, it may be safe to assume, antedated Norse occupation. If none of our Indian graves or village sites are pre-Norse, then we must account for a sudden and widespread expansion of Indian population. I do not think that we may assume that the Indians came here at the same time as the Norsemen. Indeed the distribution of forms, their age and the positions in which they occur, indicate that they were highly developed long before Leif Ericsson and his sturdy warriors invaded the territory of the red Indians.

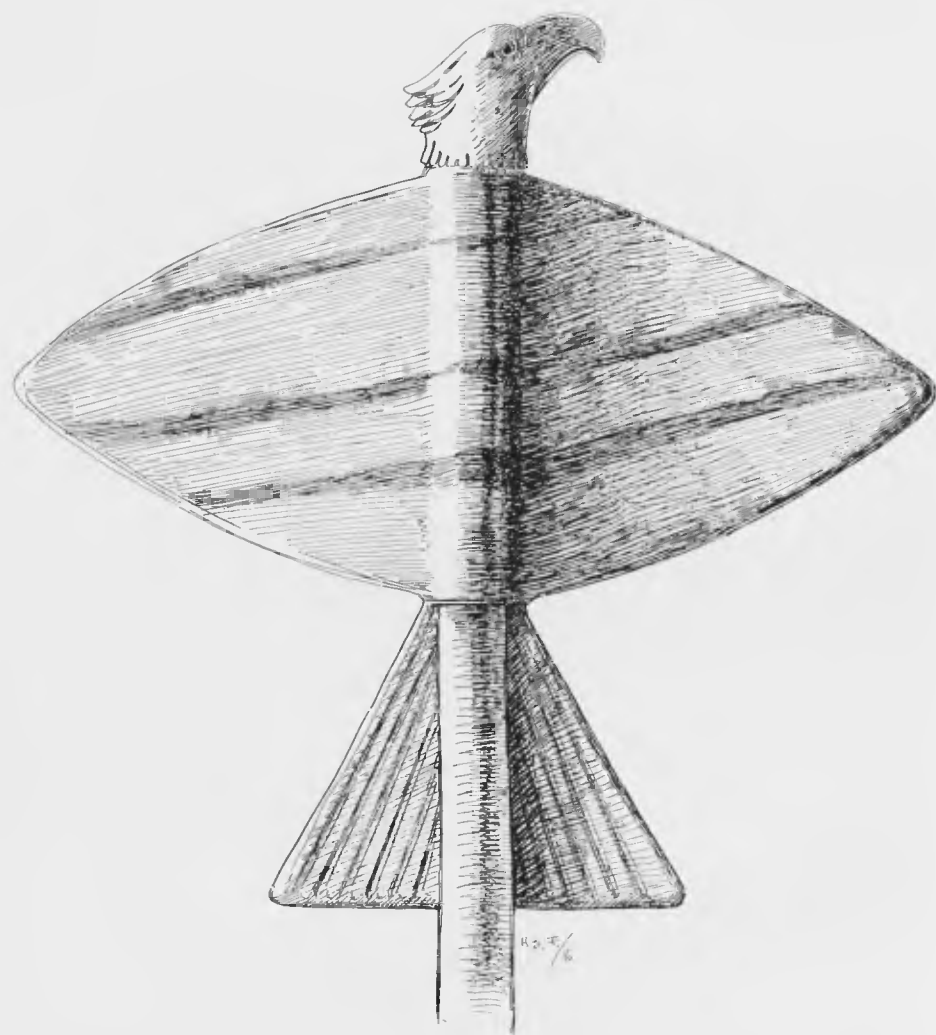


FIG. 263. A sketch illustrating the author's suggestion that some winged or bipennate stones were made use of as thunder-bird effigies or charms.

CHAPTER XXXII. CONCLUSIONS (CONTINUED)
 AUTHOR'S THEORY AS TO
 WINGED STONES

The stock that originally inhabited the heart of the ornamental-problematical belt may have later developed into the Algonkin family or may indicate the first appearance of that stock. Certainly, the objects from the South, which show a marked difference from those of the North, do not in detail resemble as a class the objects from the restricted area or heart. I am not speaking of trade objects frequently found and which indicate that original forms penetrated to great distances, but on the contrary, of the average ornamental-problematical stones. Assuming that a sufficient number of these things have been studied, tabulated or observed, the totals bear out the contention that western New York, Ohio, Indiana and southeastern Wisconsin constituted this heart, or real centre, of the area. Here we have, apparently, a parent stock, or if not that, perhaps a group of persons who originated the ornamental-problematical forms, for here they are found in their greatest purity and uniformity. The collections from distant sections of the country present differences more or less striking; whereas, there is practically no difference in the forms in the restricted area mentioned.

Readers will ask how old are these objects. It is impossible to measure their antiquity in years. Some of them may have been used as late as two or three centuries ago; again, several thousand years may have elapsed since many of them were in use. That the Ohio Valley was not thickly populated east of the Illinois villages at the time of La Salle's visit, is quite probable. Were the contrary true, La Salle would have gone to the Muskingum, the Scioto, the Wabash regions, which were nearer Quebec, rather than those he did visit in western Illinois. The fact that he heard in Quebec of the Illinois towns, and did not seem to know of Indian populations in Ohio and Indiana appears to be significant. In short, it seems to me that mound-building in the Ohio Valley had ceased prior to La Salle's visits to the West.

All of the titles presented in the bibliography put together, contain very few references to the bipennate or commonly called butterfly forms as found in mounds. The types found in mounds by Messrs. Moore, Mills and others, as has been previously stated, seem to be of quite a different class, although belonging to gorgets and tablets, with one or two subdivisions of winged stones. Thus we have yet another problem to be solved:— did the smaller and thicker winged stones (See Figs. 1 and 181) found in the mounds



FIG. 264. (S. 1-2.) Four specimens, three of which are problematical forms found in Hancock County, Ohio. There is a slate spear-head shown in the lower right-hand corner. Spear-heads of slate are very rare in the Ohio-Indiana regions. Collection of H. F. Burket, Findlay, Ohio.

precede or follow such winged stones as occupy the two central rows in Fig. 208? Manifestly not all the forms are found accompanying burials.

Speaking of theories, Dr. George B. Gordon in his excellent paper (Chapter XXVII) on the uses to which banner-stones were put, gives it as his opinion that this form had totemic significance. That is, the whale suggested it, and many of the winged stones are reproductions of the tail of the whale. There are numbers of large plummets which apparently indicate the whale, and I show one of them in Fig. 148. Several in the Peabody Museum are whale effigies and I believe were found in Alaska. That the whale, the porpoise, and other very large sea creatures were observed by the natives living along the coast is quite true. Several effigies of the whale and the porpoise have been found in the Red Paint graves. Because of his size and difficulty of capture, the whale would appeal to the natives and doubtless was regarded with superstition or reverence. Some of the perforated bipennate stones are shaped more or less like the tail of the whale, but others are not. It does not seem possible that the tribes living between western New York and Wisconsin were familiar with the whale or would attach any totemic or religious significance to an effigy made by Indians living in the East and who had observed whales. A few objects representing the tail of the whale might have penetrated as far as western New York, but I doubt if that idea was uppermost in the minds of the original makers of the bipennate stones in the central area or heart. While some hundreds of bipennate forms occur in New Jersey and Connecticut, thousands are reported from the Ohio-Indiana region. Dr. Gordon has certainly worked out a very interesting theory, and it may be correct, but I doubt it for the reasons given. If the form is to be compared with any form of life, many of them are nearly akin to birds in flight, not a few resemble butterflies, and some suggest the bat.

There has been reference in this volume to the many theories concerning the use of problematical forms. The writer has not come out positively in favor of any particular theory until this time. Since Professor Holmes, Mr. Moore, Mr. Pepper and Dr. Gordon have all advanced theories as to the use of the bipennate or winged stone, the way has been opened for the author to give his opinion regarding their use, which is different from any so far advanced. That is, to be exact, the author is not aware of previous mention of the theory or explanation to be offered.

The thunder-bird myth is one of the most widespread through northern, central and eastern United States. It has been referred to repeatedly in the reports of those who have investigated the mythology, tradition and folk-lore of the Indian tribes. Perhaps there is no animal, bird or other form of life, around which more traditions and beliefs are centred than this same thunder-bird. Bay-bah-dwung-gay-ausch, the old blind Ojibwa

shaman of Pine Point, Minnesota, now aged eighty-nine, told me in the summer of 1909, many interesting things concerning the Ojibwa belief in the thunder-bird. During a severe electrical storm one night in July, when we were camped at Big Medicine Lake, Bay-bah-dwung-gay-ausch arose and sang his medicine songs and burned some tobacco to propitiate the thunder-birds and drive them away. He informed me that in the olden times his people used charms to counteract the evil which these birds sometimes wrought.

My own theory concerning the bipennate or winged forms is that they represented the body and wings of the thunder-bird, and to this stone body were added the head and tail which were made of perishable materials.

This theory requires some explanation. It will at once be asked why was not the entire bird effigy carved out of stone? For the same reason that the pipe-stem and the ornamentation accompanying pipes are of different material. The head of the pipe being of stone or clay is always preserved; the stem of wood disappears as do the feathers or other decorations. It was inconvenient for the Indian to carve an entire bird effigy out of stone, and it was difficult. The entire effigy would be too large. Small effigies he did make. He found it simpler to make the body of the bird out of stone and add the head and tail feathers, just as he found it easier to make the stem of the pipe out of something else.

While these forms do not occur in the far Northwest or on the Great Plains where thunder-storms are frequent, yet it has been shown that they do occur throughout a wide section of the country where thunder and lightning is common during the summer. Manifestly, the thunder-bird myth and thunder and lightning are more widely distributed, and would seem to suggest naturally to the Indian this form.

Indian charms, and the combination of wood, feathers and stones referred to by so many of our writers in ethnology, and particularly by Dr. J. W. Fewkes in his papers upon the Southwest, indicate that it was a common custom for Indians to combine wood, feathers and stone in objects for use in their ceremonies or religious observances. Were it not true, it would seem far-fetched to present the idea embodied in the illustration Fig. 263, which typifies the thunder-bird in flight. Some of the bird-stones may represent the thunder-bird at rest and with folded wings. The perforation of the bipennate forms seems to be in support of the theory of the thunder-bird flight, and the small perforations in the bases of certain of the bird-stones, would indicate the fastening of the bird-stones to some object rather than the carrying of the bird-stone. Following the same line of thought further, two of these effigies may have been exhibited in the shaman's lodge or in the sacred lodge of the tribe, the one typifying the




FIG. 265. (S. 1-1.) An interesting study of an unfinished bipennate form. Material: dark greenish slate. Found by A. B. Winans near Battle Creek, Michigan. This is not perforated. It clearly shows the scratches made by the flint cutting-tool. Remains of hand-hammer action will be observed in the centre. This specimen well illustrates the method of manufacture and how that the Indians left a protecting ridge in the centre.

thunder-bird passing through the air, and the other representing the thunder-bird at rest or at peace.

The large perforations in the bipennate forms indicate that they were not worn, but mounted on something. Mounting them on a slender stick would not interfere with the insertion of a bird's head in the upper portion. The tail was probably composed of feathers spread out fan-shaped and extending a short distance below where the staff enters the winged stone. Porcupine quills could be laced in to keep the feathers spread out in fan-shape or true imitation of the tail.

Medicine sacks and various pouches on exhibition in museums, frequently exhibit the dried heads of small animals or of birds. There is no valid reason why Indians should not dry the heads of birds, and fasten the necks on short sticks, securing them with pitch or sinew in the perforations of the bipennate forms. Possibly the head of the bird may have been carved out of wood.

It seems to the writer that this theory is more in accordance with the geographical distribution of these things. It seems more reasonable than Dr. Gordon's theory that they had their origin in the whale's tail. There are not enough of them in New Brunswick, Nova Scotia, and New England, and too many in the West to support the whale-tail theory.

The languages spoken in the central region prior to the year 1500, we shall probably never know. And there does not appear to be much reliable ethnological data back of the De Soto and Coronado expeditions and the records found in the Jesuit Relations. These and the journals of other early travelers do not take us back very far. At present it appears that our study is confined along archaeological lines. Certainly, the period of time prior to the year 1500, belongs to the realm of archaeology.

We have a great deal of archaeological material on hand, but it is in a more or less chaotic condition. It might be compared to heaps of bricks and mortar, of glass and of stone which men have assembled. They await the direction of a skilled architect in order that there may arise from the disorder a structure embodying in its lines beauty and in its purpose utility. We may confidently hope that some archaeological craftsman in the same manner will make use of our bricks and our mortar, and by properly assembling them erect for us a structure which shall endure.

CHAPTER XXXIII. BIBLIOGRAPHY

In compiling the bibliography of the use of ornamental-problematical stones, the chief difficulty lies not in finding brief references to such things, but in the elimination. There are scores of objects, which found under certain conditions and by certain observers might be classed as problematical stones. We have used the term "problematical", as meaning in the strict sense, stones presumably made use of by chiefs, shamans, warriors and women for personal adornment or in ceremonies or during religious rites. It is difficult to draw a sharp line of division. Had we not confined our descriptions to stones, objects of wood, buckskin, fabrics or feathers would naturally find a place in the bibliography. The book is confined to the use of stones, ornaments and problematical forms, hence the elimination of all others.

Many references of a few words each to these objects are considered of insufficient importance to include them in the bibliography. Many references are more or less duplicates of others and are therefore eliminated.

Perhaps the most perplexing problem is the lack of uniformity in nomenclature. This emphasizes the need of an archaeological nomenclature, based on Latin, such as we employ in geology. One writer calls a certain form a banner-stone. Another writer will designate the same form as a winged stone; a third student calls it a butterfly, whereas the fourth observer mentions it as a badge of authority.

Although it was not very satisfactory to group these objects by title in the bibliography, we have endeavored to do so, and the result is presented. We have attempted, as far as possible, to place all the lengthy references to winged or banner-stones under that title. Obviously there are many variations, and under such titles there are included forms which another observer might not consider banner-stones.

In order to simplify the study, I have adopted my own classification based on the skeleton classification of the Baltimore Meeting of the Anthropological Association, and under this new classification (or rather, an extension of the classification made in 1908) I have presented the more lengthy, if not complete grouping of these things.

About twenty manuscript copies of our bibliography were sent to the persons who had made special studies of these forms. Accompanying each of the copies was the request that the gentleman addressed add to the bibliography any titles or sub-titles which may have been omitted. From the replies received, it would appear that very few references of any consequence had been omitted.

- ABBOTT, C. C. *Archæologia Nova Caesarea*. Trenton, N. J., 1908.
Miscellaneous objects made of stone. Report of the U. S. Geographical Survey, west of 100th meridian, vol. VII. Washington, 1879.
Primitive industry. Salem, 1881.
The stone age in New Jersey. Annual report of the Smithsonian Institution, 1875.
- ABBOTT, DR. C. D. Notes on a supposed marriage emblem of American Indian origin. *Nature*, 1875, vol. XII, pp. 436-437.
- ANDERSON, R. T. Malahide, Yarmouth and Bayham Townships. *Annual Archaeological Reports*. Toronto, 1902.
- ATWATER, CALEB. Description of antiquities discovered in the State of Ohio and other western States. *Transactions and Collections of the American Antiquarian Society*, vol. I. Worcester, 1820.
- BAILEY, L. W. On the relics of the stone age in New Brunswick. *Bulletin of Natural Historical Society of New Brunswick*, no. 6, 1887.
- BARBER, EDWIN A. Stone implements and ornaments from the ruins of Colorado, Utah and Arizona. *American Naturalist*, vol. II, 1877.
- BEAUCHAMP, WM. M. Bird totems and amulets. *American Antiquarian*, vol. VII, 1885.
Polished stone articles used by the New York aborigines, before and after European occupation. *Bulletin of the N. Y. State Museum*, vol. IV, no. 18, 1897.
The rarer Indian relics of central New York. *American Antiquarian*, vol. XI, 1889.
- BERLIN, A. F. Bobbin or spool-shaped implements. *The Antiquarian*, vol. I, 1897.
- BINKLEY, S. H. Pestles and banner-stones. *American Antiquarian*, vol. VIII, 1886.
- BLAIR, A. E. Stone relics from Tioga Co., New York. *American Antiquarian*, vol. III, 1880.
- BOURKE, JOHN G. Vesper hours of the stone age. *American Anthropologist*, vol. III, 1890.
- BOYLE, DAVID. *Annual Archaeological Reports*, Toronto.
- BRANNON, P. A. Aboriginal remains in the middle Chattahoochee valley of Alabama and Georgia. *American Anthropologist*, n. s. 1909, vol. XI.
- BROWN, CHARLES E. The banner-stone ceremonials of Wisconsin. *Wisconsin Archaeologist*, vol. X, no. 4, 1912.
The bird-stone ceremonials of Wisconsin. *Wisconsin Archaeologist* vol. VIII, no. 1. Wisconsin, 1909.
The distribution of discoidals, cones, plummetts, and boat-stones in Wisconsin. *Wisconsin Archaeologist*, vol. VIII, no. 4, 1909.
Pierced tablets or gorgets in the W. H. Ellsworth collection at Milwaukee. *The Wisconsin Archaeologist*, vol. I, no. 2, 1902.
The stone spud. *Wisconsin Archaeologist*, vol. 2, no. 1, 1902.
A Wisconsin collection. *Records of the Past*, vol. XII. Washington, 1913.
- BUSHNELL, DAVID L. JR. Research in Virginia from tidewater to the Alleghanies. *American Anthropologist*, n. s., vol. X, 1908.
- CARR, LUCIEN. Dress and ornaments of certain American Indians. *Proceedings of American Antiquarian Society*, April, 1897.
- CULIN, STEWART. The origin of ornament. *Bulletin Free Museum of Science and Art*. University of Pennsylvania, vol. 2, no. 4, May, 1900.
- DIXON, ROLAND B. Some aspects of North American Archaeology. *American Anthropologist*, n. s. vol. 15, no. 4. 1913.
- DOUGLASS, ANDREW E. A find of ceremonial weapons in a Florida mound, with brief notice of other mounds in that State. *Proceedings of American Society for Advancement of Science*, 1882, vol. XXXI.
A table of the geographical distribution of American relics in a collection exhibited in the American Museum of Natural History, New York. *Bulletin, American Museum Natural History*, N. Y., vol. VIII, article X, 1896.
- FARRINGTON, OLIVER C. The worship and folk-lore of meteorites. *Journal of American Folk-lore*, vol. XIII, 1900.
- FEWKES, JESSE WALTER. Casa Grande, Arizona. *Twenty-eighth Annual Report of the Bureau of American Ethnology*, 1906-1907.
Expedition to Arizona in 1895. *Seventeenth report of the Bureau of American Ethnology*, 1895-1896, part 2.
Two summers' work in the Pueblo ruins. *Twenty-second report of the Bureau of American Ethnology*, 1900-1901 part 1.

- FOSTER, J. W. *Prehistoric races of the United States*. Chicago, 1881.
- FOUNTAIN, GEORGE H. So-called banner-stones. *The American Archaeologist*, vol. II, 1898.
- FOWKE, GERARD. *Archæological history of Ohio*. Columbus, 1902.
Archæological investigations in James and Potomac valleys. *Twenty-third Bulletin of Bureau of American Ethnology*, 1894.
Prehistoric objects classified and described. *Missouri Historical Society, Dept. of Archaeology, Bulletin 1*, 1913.
Stone art. *Thirteenth annual report of the Bureau of American Ethnology*, 1891-1892.
- GILLMAN, HENRY. Mound-builders and platonemism. *Report of the Smithsonian Institution*, 1873, 1874.
- GORDON, GEO. B. The double axe and some other symbols. *The Museum Journal*, University of Pennsylvania, 1916, vol. VII, DO. 1, pp. 46-68.
- HAWKES, E. W. and LINTON, RALPH. A Pre-Lenape site in New Jersey. *University of Pennsylvania. University Museum Anthropological Publications*, vol. VI, no. 3. Philadelphia, 1916.
- HENDERSON, JOHN G. Notes on aboriginal relics known as "plummets". *American Naturalist*, vol. VI, 1872.
- HENSHAW, HENRY W. The aboriginal relics called "sinkers" or "plummets". *American Journal of Archaeology*, vol. I, no. 2, 1885.
Perforated stones from California. *Bulletin of Bureau of American Ethnology*, no. 2. Washington, 1887.
- HEYE, GEO. G. AND PEPPER, GEO. H. Exploration of a Munsee Cemetery near Montague, N. J. *Contributions from Museum of American Indian, Heye Foundation*, vol. II, no. 1.
- HODGE, F. W. *Handbook of American Indians*. *Bulletin 30*, parts 1 and 2. Bureau of American Ethnology.
- HOLMES, WM. H. *Illustrated catalogue of a portion of the collections made during the field season of 1881. Third Annual Report of the Bureau of American Ethnology*, 1881-1882.
Notes on the antiquities of Jemez valley, New Mexico. *American Anthropologist*, 1905, n. s. vol. 7.
Certain notched or scalloped stone tablets of the mound-builders. *American Anthropologist*, 1906, n. s. vol. VIII.
Bulletin 30, Bureau of American Ethnology, part 1, pp. 128-129, 148-149, 157, 335, 496; part 2, pp. 247-248, 267-268, 620-621.
- HOUGH, WALTER. *Archæological field work in Arizona, 1901*. Report of U. S. National Museum, 1901.
- HOUGHTON, FREDERICK. Indian village, camp and burial sites on the Niagara frontier. *Bulletin of the Buffalo Society of Natural Sciences*, Buffalo, N. Y., 1909, vol. IX, no. 3.
- JONES, C. C. *Antiquities of the Southern Indians*. New York, 1873.
- KAIN, SAMUEL W. Notes on the archaeology of New Brunswick. *Bulletin of the Natural History Society of New Brunswick*, no. 19, 1901.
- KROEBER, A. L. *The archaeology of California*. Putnam Anniversary volume. New York, 1909.
- MACCURDY, GEORGE GRANT. *Anthropology at the Winnipeg meeting of the British Association*. *American Anthropologist*, n. s. vol. XI, 1909.
- MACLEAN, J. P. *The mound-builders*. Cincinnati, 1879.
- MERCER, H. C. *The Lenape stone*. New York, 1885.
- MILLS, WM. C. Certain mounds and village sites in Ohio. *Exploration of the Tremper mound*. Columbus, 1916.
Excavations of the Adena mound. *Ohio Archaeological and Historical publication*, vol. X, 1902.
Explorations of the Baum Prehistoric Village site. *Ohio Archaeological and Historical Quarterly*, vol. XV, 1906.
Explorations of the Edwin Harness mound. *Ohio Archaeological and Historical Publications*, vol. XVI, 1907.
Explorations of the Gartner Mound and Village Site. *Ohio Archaeological and Historical Publications*, vol. XIII, 1904.
Explorations of the Seip Mound. *Ohio Archaeological and Historical Publications*, vol. XVIII, 1909.
- MOORE, CLARENCE B. A cache of pendent ornaments. *Journal of Academy of Natural Sciences of Philadelphia*, vol. XI, 1898.
Aboriginal sites on the Tennessee river. *Journal of Academy of Natural Sciences of Philadelphia*, vol. XVI, 1915.

- Antiquities of the Onachita valley. *Journal of Academy of Natural Sciences of Philadelphia*, vol. xiv, 1909.
- Antiquities of the St. Francis, White and Black rivers, Arkansas. *Journal of Academy of Natural Sciences of Philadelphia*, vol. xiv, part 2, 1910.
- Certain aboriginal mounds of the Florida central west coast. *Journal of Academy of Natural Sciences of Philadelphia*, vol. xii, 1903.
- Certain aboriginal mounds of the Georgia coast. *Journal of Academy of Natural Sciences of Philadelphia*, vol. xi, 1897.
- Certain aboriginal remains of the Alabama River. *Journal of Academy of Natural Sciences of Philadelphia*, vol. xi, 1899.
- Certain aboriginal remains on Mobile Bay and on Mississippi Sound. *Journal of Academy of Natural Sciences of Philadelphia*, vol. xiii, 1905.
- Certain aboriginal remains of the northwest Florida coast. Part 2. *Journal of Academy of Natural Sciences of Philadelphia*, vol. xii, 1902.
- Certain aboriginal remains of the Black Warrior River. *Journal of Academy of Natural Science of Philadelphia*, vol. xiii, 1905.
- Certain mounds of Arkansas and of Mississippi. *Journal of Academy of Natural Sciences of Philadelphia*, vol. xiii, 1908.
- Certain river mounds of Duval Co., Florida. *Journal of Academy of Natural Sciences of Philadelphia*, vol. x, 1895.
- Certain sand mounds of the St. Johns River. *Journal of Academy of Natural Sciences of Philadelphia*, vol. x, 1894.
- Certain sand mounds of the Ocklawaha River, Florida. *Journal of Academy of Natural Sciences of Philadelphia*, vol. x, 1895.
- Crystal river revisited. *Journal of Academy of Natural Sciences of Philadelphia*, vol. xiii, 1907.
- Miscellaneous investigation in Florida. *Journal of Academy of Natural Sciences of Philadelphia*, vol. xiii, 1905.
- Moundville revisited. Reprint from *Journal of Academy of Natural Sciences of Philadelphia*, vol. xiii, 1907.
- Notes on the Ten Thousand Islands, Florida. *Journal of Academy of Natural Sciences of Philadelphia*, vol. xiii, 1907.
- Some aboriginal sites in Louisiana and in Arkansas. *Journal of Academy of Natural Sciences of Philadelphia*, vol. xvi, 1913.
- Some aboriginal sites on the Mississippi River. *Journal of Academy of Natural Sciences of Philadelphia*, vol. xiv, 1911.
- Some aboriginal sites on Green River, Kentucky. *Journal of Academy of Natural Sciences of Philadelphia*, vol. xvi, 1916.
- Some aboriginal sites on Red River. *Journal of Academy of Natural Sciences of Philadelphia*, vol. xiv, 1912.
- Two mounds on Murphy Island, Florida. *Journal of Academy of Natural Sciences of Philadelphia*, vol. x, 1895.
- The so-called "hoe-shaped implement". *American Anthropologist*, n. s. vol. v, 1903.
- MOOREHEAD, WARREN K. Bird-stone ceremonial. Saranac Lake. 1899.
- Prehistoric implements. Cincinnati. 1900.
- Report of field work, carried on in the Muskingum, Scioto, and Ohio valleys during the season of 1896. *Ohio Archaeological and Historical Publications*, vol. v.
- Hematite implements of the United States. *Bulletin 6, Phillips Academy*, 1912.
- Some unknown forms of stone objects. *Records of the Past*. 1904.
- The stone age in North America. Boston, 1910.
- NELSON, N. C. The Ellis Landing Shellmound. *University of California Publications in American Archaeology and Ethnology*, 1910, vol. vii, no. 5.
- ORR, ROWLAND B. *Annual Archaeological Reports*, Toronto, 1911-1915.
- PATTERSON, REV. GEO. The stone age in Nova Scotia. *Proceedings and Transactions of the Nova Scotian Institute of Science*, Halifax, 1890, vol. vii, pp. 247, 249.
- PEABODY, CHARLES. Explorations of mounds, Coahoma Co., Mississippi. *Peabody Museum Papers*, vol. 3, no. 2, 1904.

- PEABODY, CHARLES, AND MOOREHEAD, WARREN K. The so-called "gorgets". *Bulletin 2, Phillips Academy*, Andover, 1906.
- The so-called "plummets". *Bulletin of Free Museum of Science and Art, University of Pennsylvania*, vol. 3, no. 3.
- PEET, STEPHEN D. Arrow-heads and banner-stones. *American Antiquarian*, vol. xix, 1897.
- Difference between mound-builder's and Indian relics. *American Antiquarian*, vol. xii, 1890.
- Spool ornaments and ear-rings. *American Antiquarian*, vol. i, 1887.
- PERKINS, GEORGE H. Aboriginal remains in the Champlain valley. (2nd paper) *American Anthropologist*, n. s. 13, 1911.
- Archaeology of the Champlain valley. *American Naturalist*, vol. xiii, no. 12, 1879.
- On an ancient burial ground in Swanton, Vermont. *From the Proceedings of American Association for Advancement of Science, Portland meeting, August, 1873.*
- Some relics of the Indians of Vermont. *American Naturalist*, vol. 5, 1871.
- PIERS, HARRY. Aboriginal remains in Nova Scotia. *Proceedings and Transactions of the Nova Scotian Institute of Science*, Halifax, 1890, vol. vii, pp. 283, 284.
- Brief account of the Micmac Indians of Nova Scotia and their remains. *Proceedings and Transactions of the Nova Scotian Institute of Science*, Halifax, 1912, vol. xiii, pp. 114, 116.
- PUTNAM, F. W. Reports upon archaeological and ethnological collections. U. S. Geographical Survey, west of 100th meridian, vol. vii. 1879.
- RAU, CHARLES. Ancient aboriginal trade in North America. *Report of the Smithsonian Institution*, 1872, 1873.
- Prehistoric fishing in Europe and North America. Washington, 1894.
- The archaeological collection of U. S. National Museum, Washington. 1884.
- READ, M. C. AND WHITTLESEY, C. Antiquities of Ohio. *Report of Ohio Centennial Managers*, Columbus, 1877.
- READ, M. C. *Archaeology of Ohio*. Cleveland, 1888.
- Stone tubes — suggestions as to their possible use. *American Antiquarian*, vol. ii, no. 1.
- Stone tubes — suggestions as to their possible use. *American Antiquarian*, vol. i, no. 2.
- ROBERTSON, R. S. Gorgets or what? *American Antiquarian*, vol. i, no. 2.
- ROBINSON, C. H. Banner or ceremonial stones. *Wisconsin Archaeologist*, vol. 7, no. 3, 1908.
- RUST, HORATIO N. A puberty ceremony of the Mission Indians. *American Anthropologist*, vol. viii n. s. 1906.
- SAVILLE, MARSHALL H. Monolithic Axes and their distribution in Ancient America. *The Museum of the American Indian, Heye Foundation*, vol. ii, no. 6, 1916.
- SCHOOLCRAFT, HENRY R. Historical and statistical information, respecting the history, condition and prospects of the Indian tribes of the U. S. Philadelphia, 1851, part 1.
- SKINNER, ALANSON. Indians of Greater New York. Torch Press, Cedar Rapids, Iowa, 1914.
- SMITH, HARLAN I. *Archaeology of Gulf of Georgia and Puget Sound*. *Jesup North Pacific Expedition*, vol. ii, no. 6.
- Archaeology of the Thompson river region. *Memoirs of the American Museum of Natural History*, vol. 2, no. 6. 1900.
- Memoirs of American Museum of Natural History, 1897.
- The archaeology of the Yakima valley. *Anthropological Papers*. *American Museum of Natural History*, vol. vi, part 1, 1910.
- The prehistoric ethnology of a Kentucky site. *Anthropological Papers*, *American Museum of Natural History*, vol. vi, part 2, 1910.
- The Saginaw Valley Collection. *Supplement to American Museum Journal*, 1901, vol. i, no. 12.
- SNYDER, J. F. AND MUELLIG, F. M. The plummet puzzle. *The Antiquarian*, vol. i, 1897.
- SQUIER & DAVIS. Ancient monuments of the Mississippi Valley. *Smithsonian Contributions to Knowledge*, vol. i. 1848.
- SQUIER, E. C. Aboriginal monuments of New York. *Smithsonian Contributions to Knowledge*, vol. ii, 1851.
- THRUSTON, GATES P. *Antiquities of Tennessee*. Cincinnati, 1897.
- TOOKER, WILLIAM WALLACE. A perforated tablet of stone from New York. *Annual report of the Smithsonian Institution for 1881, 1883.*
- WARD, HENRY L. A remarkable ceremonial object from Michigan. *Bulletin of Wisconsin Natural Historical Society*, vol. 4, 1906.

- WELCH, L. B. AND RICHARDSON, J. M. A description of prehistoric relics found near Wilmington, Ohio. *American Antiquarian*, vol. 4, 1882.
- WILL, G. F. AND SPINDEN, H. J. The Mandans. *Peabody Museum Papers*, vol. III, no. 4, 1906.
- WILLIAMS, FREDERICK H. Prehistoric remains of the Tunxis valley. *The American Archaeologist*, 1898.
- WILLOUGHBY, C. C. Dress of the New England Indians. *American Anthropologist*, vol. VII, n. s. 1905.
- Prehistoric burial places in Maine. *Peabody Museum Papers*, vol. I, 1898.
- WILSON, THOMAS. A study of prehistoric anthropology. Report of the U. S. National Museum, 1887-1888.
- Prehistoric art. Report of the U. S. National Museum, 1896.
- WINTENBERG, W. J. Some ceremonial implements from western Ontario, Canada. *Records of the Past*, 1902.
- YATES, LORENZO G. The so-called "plummets" or "sinkers" of California. *Bulletin 2, Santa Barbara Society of Natural History*, 1890.
- YOUNG, BENNETT H. The prehistoric men of Kentucky. *Filson Club Publication*, no. 25, Louisville, 1910.

GENERAL

- ABBOTT, C. C. Primitive industry. Salem, 1881, pp. 349-367.
- ABBOTT, C. C. The stone age in New Jersey. Annual report of the Smithsonian Institution, 1875, pp. 364-373.
- BARBER, EDWIN A. Stone implements and ornaments from the ruins of Colorado, Utah and Arizona. *American Naturalist*, vol. XI, 1877, pp. 264-275.
- BEAUCHAMP, WM. M. Polished stone articles used by the New York aborigines. *Bulletin of the New York State Museum*, 1897, vol. IV, no. 18.
- BLAIR, A. E. Stone relics from Tioga Co., N. Y. *American Antiquarian*, vol. III, pp. 55-56, 1880.
- BRANNON, P. A. Aboriginal remains in the middle Chattahoochee valley of Alabama and Georgia. *American Anthropologist*, vol. XI, 1909, pp. 186.
- BROWN, CHARLES E. A Wisconsin collection. *Records of the Past*, vol. XII, pp. 70-73, 1913.
- CARR, LUCIEN. Dress and ornaments of certain American Indians. *Proceedings of American Antiquarian Society*, April, 1897.
- CULIN, STEWART. The origin of ornament. *Bulletin Free Museum of Science and Art, University of Pennsylvania*, vol. II, no. 4, 1900, pp. 243, ff.
- DIXON, ROLAND B. Some aspects of North American Archaeology. *American Anthropologist*, n. s. vol. XV, no. 4, pp. 553-554. 1913.
- FEWKES, JESSE WALTER. Casa Grande, Arizona. Twenty-eighth Annual report of the Bureau of American Ethnology, 1906-1907, pp. 125, 129.
- FEWKES, JESSE WALTER. Two summers' work in Pueblo ruins. Twenty-second report of the Bureau of American Ethnology, pp. 87-88, 1900-1901.
- FOWKE, GERARD. Prehistoric objects classified and described. *Missouri Historical Society, Department of Archaeology, Bulletin 1*, 1913, p. 17.
- HEYE, GEO. G. AND PEPPER, GEO. H. Exploration of a Munsee Cemetery near Montague, New Jersey. *Contributions from Museum of American Indian, Heye Foundation*, vol. II, no. 1.
- HODGE, F. W. Handbook of American Indians. *Bulletin 30, parts 1 and 2, many references. Bureau of American Ethnology.*
- HOLMES, W. H. Illustrated catalogue of a portion of the collection made during the field season of 1881. Third annual report of the Bureau of American Ethnology, 1881-1882, *passim*.
- HOUGH, WALTER. Field work in northeast Arizona. Report of the U. S. National Museum, 1901, p. 344.
- HOUGHTON, FREDERICK. Indian village, camp and burial sites on the Niagara frontier. *Bulletin of the Buffalo Society of Natural Sciences, Buffalo, N. Y.*, vol. IX, no. 3, 1909.
- MACLEAN, J. P. The mound-builders. Cincinnati, 1879.
- MOORE, CLARENCE B. Aboriginal sites on Tennessee River. *Journal of Academy of Natural Sciences of Philadelphia*, 1915, vol. XVI, *passim*.
- MOOREHEAD, WARREN K. Prehistoric implements. Cincinnati, 1900.
- MOOREHEAD, WARREN K. Report of field work, carried on in the Muskingum, Scioto and Ohio Valleys during the season of 1896. *Ohio Archaeological and Historical Publications*, vol. V, *passim*.

- MOOREHEAD, WARREN K. Some unknown forms of stone objects. *Records of the Past*, vol. III, pp. 269-274, 1904.
- MOOREHEAD, WARREN K. The stone age in North America. Boston, 1910.
- NELSON, N. C. The Ellis Landing Shellmound. University of California Publications in American Archaeology and Ethnology, 1910, vol. VII, no. 5, pp. 398-400.
- ORR, ROWLAND B. Annual Archaeological Reports, Toronto, 1911-1915.
- ORR, ROWLAND B. New accessions in museum. Twenty-seventh Annual Archaeological Report, 1915, pp. 97-100.
- PEET, STEPHEN D. Difference between Mound-builders' and Indian relics. *American Antiquarian*, vol. XII, 1890, pp. 267-272.
- PEET, STEPHEN D. Spool ornaments and ear-rings. *American Antiquarian*, vol. I, pp. 380-385. 1887.
- PERKINS, GEORGE H. Aboriginal remains in the Champlain Valley. Second paper. *American Anthropologist*, n. s. 13, 1911, pp. 241-247.
- READ, M. C. Archaeology of Ohio. Cleveland, 1888, pp. 40-41.
- SKINNER, ALANSON. Indians of Greater New York. Torch Press, Cedar Rapids Iowa, 1914.
- SQUIER, E. G. Aboriginal monuments of New York. *Smithsonian Contributions to Knowledge*, vol. II, 1851, pp. 78-79.
- WILLOUGHBY, C. C. Dress of N. E. Indians. *American Anthropologist*, vol. VII, n. s., p. 506, 1905.
- WILSON, THOMAS. A study of prehistoric anthropology. Report of the U. S. National Museum, 1888, pp. 648-656.
- WILSON, THOMAS. Prehistoric art. Report of the U. S. National Museum, 1896, pp. 447-453, 580-582.
- YOUNG, BENNETT H. The prehistoric men of Kentucky. *Filson Club Publication*, no. 25, Louisville, 1910, pp. 194-235.

AMULETS

- BEAUCHAMP, WM. M. Bird totems and amulets. *American Antiquarian*, vol. VII, pp. 367-369, 1885.
- BEAUCHAMP, WM. M. Polished stone articles used by the New York aborigines. *Bulletin of the New York State Museum*, no. 18, vol. IV, pp. 56-61, 1897.
- BOURKE, JOHN G. Vesper hours of the stone age. *American Anthropologist*, vol. III, pp. 61-62, 1890.
- BOYLE, DAVID. Annual Archaeologist Report, Toronto, 1896, pp. 58-59; 1898, pp. 50-51; 1904, p. 49; 1905, p. 23.
- DOUGLASS, A. E. Table of geographical distribution, etc., in American Museum of Natural History, New York. *Bulletin American Museum Natural History, N. Y.*, vol. VIII, article X, pp. 203-204, 1896.
- FARRINGTON, OLIVER C. The worship and folk-lore of meteorites. *Journal of American Folk-lore*, vol. XIII, pp. 199 ff., 1900.
- HOUGH, WALTER. Archaeological field work in Arizona, 1901. Report of United States National Museum, 1901, p. 344.
- JONES, CHARLES C. Antiquities of the Southern Indians. New York, 1873, pp. 372-273.
- MACCURDY, GEORGE GRANT. Anthropology at the Winnipeg Meeting of the British Association. *American Anthropologist*, n. s. vol. XI, p. 470, 1909.
- MOORE, CLARENCE B. Aboriginal Sites on Tennessee river. *Journal of Academy of Natural Sciences of Philadelphia*, vol. XVI, 1915, pp. 318, 337.
- Certain aboriginal mounds of the Florida central west coast. *Journal of Academy of Natural Sciences of Philadelphia*, vol. XII, 1903, p. 399.
- Certain sand mounds of the Ocklawaha River, Florida. *Journal of Academy of Natural Sciences of Philadelphia*, vol. X, p. 100, Philadelphia, 1895.
- MOOREHEAD, WARREN K. Prehistoric implements. Cincinnati, 1900, *passim*.
- MOOREHEAD, WARREN K. The stone age in North America. Boston, 1910, *passim*.
- ORR, ROWLAND B. Annual Archaeological Report, Toronto, 1912, pp. 32-34.
- PERKINS, G. H. *American Anthropologist*, vol. XIII, p. 244.
- WILLIAMS, FREDERICK H. Prehistoric remains of the Tunxis Valley. *The American Archaeologist*, 1898, pp. 200-201. Columbus, Ohio.
- WINTENBERG, W. J. Some ceremonial implements from Western Ontario, Canada. *Records of the Past*, 1902, pp. 150-153.
- YATES, LORENZO G. The so-called "plummets" or "sinkers" of California. *Bulletin no. 2, Santa Barbara Society of Natural History*, 1890.

BANNER-STONES (BIPENNATE AND BILUNATE)

WINGED STONES AND LUNATE FORMS

- ABBOTT, C. C. *Archaeologia Nova Caesarea*, II. Trenton, N. J., 1908, pp. 66-68.
- ABBOTT, C. C. *Primitive industry*. Salem, 1881, pp. 351-360.
- ABBOTT, C. C. The stone age in New Jersey. *Annual report of the Smithsonian Institution*, 1875, pp. 332-336.
- ANDERSON, R. T. Malahide, Yarmouth and Bayham Townships. *Annual Archaeological Report*, Toronto, 1902, p. 82.
- BEAUCHAMP, WM. M. Polished stone articles used by the New York aborigines. *Bulletin New York State Museum*, vol. IV, no. 18, pp. 72-78, 1897.
- BINKLEY, S. H. Pestles and banner-stones. *American Antiquarian*, vol. VIII, p. 292, 1886.
- BOYLE, DAVID. *Annual Archaeological Report*, Toronto. 1887, pp. 30-31, 33-36; 1888, p. 36; 1890, p. 45; 1892, p. 19; 1895, pp. 64-65; 1901, p. 18; 1902, p. 32.
- BROWN, C. E. The banner-stone ceremonials of Wisconsin. *Wisconsin Archaeologist*, vol. X, no. 4, 1912, pp. 146-164.
- DOUGLASS, ANDREW E. A find of ceremonial weapons in a Florida mound, with brief notice of other mounds in that state. *Proceedings of American Society for Advancement of Science*, 1882, vol. XXXI, pp. 585.
- DOUGLASS, ANDREW E. A table of the geographical distribution of American relics in a collection exhibited in the American Museum of Natural History. New York. *Bulletin, American Museum of Natural History*, New York, vol. VIII, article X, pp. 200-201, 1896.
- FOUNTAIN, GEORGE H. So-called banner-stones. *The American Archaeologist*, vol. 2, pp. 186-187, 1898.
- FOWKE, GERARD. *Archaeological history of Ohio*. Columbus, 1902, pp. 566-569.
- FOWKE, GERARD. Stone art. *Thirteenth Report of the Bureau of American Ethnology*, 1891-1892, pp. 120-125.
- HAWKES, E. W. AND LINTON, RALPH. A Pre-Lenape site in New Jersey. *University of Pennsylvania. University Museum Anthropological Publications*, Philadelphia, 1916, vol. VI, no. 3, pp. 63-72, 76.
- HOLMES, WM. H. Banner-stones. *Bulletin 30*, part 1, pp. 128-129, Bureau of American Ethnology.
- KROEBER, A. L. The archaeology of California. *Putnam Anniversary Volume*. New York, 1909, p. 21.
- MOORE, CLARENCE B. Aboriginal sites on Tennessee River. *Journal of Academy of Natural Sciences of Philadelphia*, vol. XVI, 1915, pp. 252, 410.
- MOORE, CLARENCE B. Antiquities of the St. Francis, White and Black Rivers, Arkansas. *Journal of Academy of Natural Sciences of Philadelphia*, vol. XIV, 1910, p. 358.
- MOORE, CLARENCE B. Certain river mounds of Duval Co., Florida. *Journal of Academy of Natural Sciences of Philadelphia*, vol. X, 1895, p. 19.
- MOORE, CLARENCE B. Certain sand mounds of the St. Johns River, Florida. Part 2. *Journal of Academy of Natural Sciences of Philadelphia*, vol. X, 1894, pp. 168, 170.
- MOORE, CLARENCE B. Some aboriginal sites on Red River. *Journal of Academy of Natural Sciences of Philadelphia*, vol. XIV, 1912, p. 548.
- MOOREHEAD, WARREN K. Prehistoric implements. *Cincinnati*, 1900, *passim*.
- MOOREHEAD, WARREN K. Some unknown forms of stone objects. *Records of the Past*, 1902, pp. 269-274.
- MOOREHEAD, WARREN K. The stone age in North America. Boston, 1910, vol. I, Chapters XX, XXI, p. 84.
- ORR, ROWLAND B. *Annual Archaeological Reports*, Toronto, 1911, pp. 23-27; 1912, pp. 30-32; 1914, p. 84.
- ORR, ROWLAND B. New accessions in Museum. *Twenty-seventh Annual Archaeological Report*, Toronto, 1915, p. 102.
- PEET, STEPHEN D. Arrow-heads and banner-stones. *American Antiquarian*, vol. XIX, pp. 26-31, 1897.
- PERKINS, G. H. *American Anthropologist*, vol. XIII, p. 243.
- READ, M. C. AND WHITTLESEY, CHARLES. Antiquities of Ohio. *Report of Ohio Centennial Managers*. Columbus, 1877, pp. 121-123.
- READ, M. C. *Archaeology of Ohio*. Cleveland, 1888, pp. 45-46.
- ROBINSON, C. H. Banner or ceremonial stones. *Wisconsin Archaeologist*, vol. VII, no. 3, pp. 134-137, 1908.

- RUST, HORATIO N. A puberty ceremony of the Mission Indians. *American Anthropologist*, n. s. 1906, pp. 28-32.
- THURSTON, GATES P. Antiquities of Tennessee. *Cincinnati*, 1897, pp. 87, 294-296.
- WELCH, L. B. AND RICHARDSON, J. M. A description of prehistoric relics found near Wilmington, Ohio. *American Antiquarian*, vol. IV, pp. 43-47, 1882.
- WILLIAMS, FREDERICK H. Prehistoric remains of the Tunxis Valley. *The American Archaeologist*, 1898, pp. 201-202.
- WILSON, THOMAS. A study of prehistoric anthropology. *Report of the U. S. National Museum*, 1887-1888, p. 649.
- WILSON, THOMAS. Prehistoric art. *Report of the U. S. National Museum*, 1896, pp. 448-450.
- WINTENBERG, W. J. Some ceremonial implements from Western Ontario, Canada. *Records of the Past*, 1902, p. 152.
- YOUNG, BENNETT H. The prehistoric men of Kentucky. *Filson Club Publications*, no. 25. Louisville, 1910, pp. 194-197, 210.

BIRD-STONES

- ABBOTT, C. C. *Primitive industry*. Salem, 1881, pp. 369-376.
- ABBOTT, DR. C. C. Notes on a supposed marriage emblem of American Indian origin. *Nature*, 1875, vol. XII, pp. 436-437.
- BOYLE, DAVID. *Annual Archaeological Reports*, Toronto. 1887, pp. 36-38; 1888, pp. 36-37; 1895, p. 64.
- BROWN, CHARLES E. The bird-stone ceremonials of Wisconsin. *Wisconsin Archaeologist*, vol. VIII, no. 1, pp. 5-21. Wisconsin, 1909.
- BUSHNELL, DAVID I., JR. Research in Virginia from tidewater to the Alleghanies. *American Anthropologist*, n. s. vol. 10, pp. 539-540, 1908.
- FOWKE, GERARD. *Archaeological history of Ohio*. Columbus, 1902, p. 569.
- FOWKE, GERARD. Stone art. *Report of the Bureau of American Ethnology*, vol. XIII, 1891-1892, pp. 125-126.
- GILLMAN, HENRY. Mound-builders and platycnemism. *Report of the Smithsonian Institution*, 1873, 1874, pp. 370-371, Washington.
- HOLMES, WM. H. Bird-stones. *Bulletin 30*, part 1, pp. 148-149. Bureau of American Ethnology.
- MOOREHEAD, WARREN K. Bird-stone ceremonial. *Saranac Lake*, 1899.
- MOOREHEAD, WARREN K. Prehistoric implements. *Cincinnati*, 1900, pp. 338-342.
- MOOREHEAD, WARREN K. The stone age in North America. Boston, 1910, vol. II, pp. 1-20.
- ORR, ROWLAND B. *Annual Archaeological Reports*, Toronto. 1911, pp. 20-22, 73-74; 1912, p. 22; 1914, p. 85.
- PERKINS, G. H. Some relics of the Indians of Vermont. *American Naturalist*, vol. V, p. 17, 1871.
- PERKINS, GEORGE H. On an ancient burial ground in Swanton, Vermont. *From Proceedings of American Association for Advancement of Science*, Portland meeting, August, 1873, pp. 21-23.
- PERKINS, G. H. *American Anthropologist*, vol. XIII, p. 245.
- RAU, CHARLES. The archaeological collection of U. S. National Museum, *Smithsonian Contributions to Knowledge*, XXII, pp. 53-54, Washington, 1876.
- READ, M. C. *Archaeology of Ohio*. Cleveland, 1888, p. 42.
- SMITH, HARLAN I. Archaeology of the Thompson River region. *Memoirs of the American Museum of Natural History*, vol. II, no. 6, pp. 427-428, 1900.
- SQUIER AND DAVIS. Ancient monuments of the Mississippi Valley. *Smithsonian Contributions to Knowledge*, vol. I, p. 239, 1848.
- WILSON, THOMAS. A study of prehistoric anthropology. *Handbook for beginners*. *Report of the U. S. National Museum*, 1887-88, pp. 650-652.
- WILSON, THOMAS. Prehistoric art. *Report of the U. S. National Museum*, 1896, p. 450.
- YOUNG, BENNETT H. Prehistoric men of Kentucky. *Filson Club Publications*, no. 25, pp. 197-203. Louisville, 1910.

BOAT-STONES

- ABBOTT, C. C. *Primitive industry*. Salem, 1881, pp. 383-387.
- BEAUCHAMP, WM. M. Polished stone articles used by the New York aborigines. *Bulletin New York State Museum*, Nov. 1897, vol. IV, no. 18, pp. 61-63.

- BEAUCHAMP, WM. M. The rarer Indian relics of central New York. *American Antiquarian*, vol. xi, pp. 108-116, 1889.
- BROWN, CHAS. E. The distribution of discoidals, cones, plummets, and bird-stones in Wisconsin. *Wisconsin Archaeologist*, vol. viii, no. 4, pp. 145-146, 1909.
- FOWKE, GERARD. Stone art. Thirteenth Report, Bureau of American Ethnology, p. 124, 1896.
- HOLMES, WM. H. Boat-stones. *Bulletin* 30, part 1, p. 157, Bureau of American Ethnology.
- MILLS, WM. C. Certain mounds and village sites in Ohio. *Exploration of the Tremper mounds*, vol. ii, part 3, pp. 206-207. Columbus, 1916.
- MOORE, CLARENCE B. Antiquities of the St. Francis, White, and Black rivers, Arkansas. *Journal of Academy of Natural Sciences of Philadelphia*, vol. xiv, part 2, pp. 346-348. 1910.
- MOORE, CLARENCE B. Certain river mounds of Duval Co., Florida. *Journal of Academy of Sciences of Philadelphia*, vol. x, 1895, p. 19.
- MOORE, CLARENCE B. Some aboriginal sites on Red River. *Journal of Academy of Natural Sciences of Philadelphia*, vol. xiv, 1912, p. 513.
- MOOREHEAD, WARREN K. The stone age in North America. Boston, 1910, vol. i, Chapter XXI.
- ORR, ROWLAND B. *Annual Archaeological Reports*, Toronto. 1911, p. 42; 1912, pp. 34-35.
- PERKINS, GEORGE H. Archaeology of the Champlain valley. *American Naturalist*, vol. xiii, no. 12, pp. 742-743, December, 1879.
- PERKINS, GEORGE H. On an ancient burial mound in Swanton, Vermont. From the Proceedings of American Association for Advancement of Science, Portland meeting, August, 1873, pp. 20-21.
- PERKINS, G. H. *American Anthropologist*, vol. xiii, p. 244.
- RAU, CHARLES. The archaeological collection of U. S. National Museum. *Smithsonian Contributions to Knowledge*, xxii, pp. 32-34. Washington, 1876.
- WILSON, THOMAS. A study of prehistoric anthropology. Report of U. S. National Museum, 1887-1888, p. 649. Washington, 1890.
- WILSON, THOMAS. Prehistoric art. Report U. S. National Museum, 1896, pp. 450-452.
- YOUNG, BENNETT H. The prehistoric men of Kentucky. *Filson Club Publications*, no. 25, pp. 219-220. Louisville, 1910.

DISCOIDALS (BICAVES)

- ABBOTT, CHARLES C. Primitive industry. Salem, 1881, pp. 341-343.
- BROWN, CHARLES E. The distribution of discoidals, cones, plummets and boat-stones in Wisconsin. *Wisconsin Archaeologist*, vol. 8, no. 4, pp. 139-141, 1909.
- FOSTER, J. W. Prehistoric races of the United States. Chicago, 1881, pp. 218-221.
- FOWKE, GERARD. Archaeological history of Ohio. Columbus, 1902, pp. 553-554.
- FOWKE, GERARD. Prehistoric objects classified and described. *Missouri Historical Society, Dept. of Archaeology, Bulletin* 1, pp. 15-16. 1913.
- FOWKE, GERARD. Stone art. Thirteenth report of Bureau of American Ethnology, 1891-92, pp. 99-109.
- HOLMES, WM. H. Notes on the antiquities of Jemez valley, New Mexico. *American Anthropologist*, 1905, n. s. vol. vii, p. 210.
- JONES, C. C. Antiquities of the Southern Indians. New York, 1873, pp. 341-354.
- MILLS, WM. C. Explorations of the Baum Prehistoric Village Site. *Ohio Archaeological and Historical Quarterly*, vol. xv, no. 1, pp. 88-89. 1906.
- MILLS, WM. C. Explorations of the Gartner Mound and Village Site. *Ohio Archaeological and Historical Quarterly*, vol. xiii, p. 138. 1904.
- MOORE, CLARENCE B. Aboriginal sites on Tennessee River. *Journal of Academy of Natural Sciences of Philadelphia*, vol. xvi, 1915, *passim*.
- MOORE, CLARENCE B. Antiquities of the St. Francis, White, and Black Rivers, Arkansas. *Journal of Academy of Natural Sciences of Philadelphia*, vol. xiv, 1910, pp. 280, 281, 282, 284, 286, 307, 320.
- MOORE, CLARENCE B. Antiquities of the Ouachita Valley. *Journal of Academy of Natural Sciences of Philadelphia*, vol. xiv, 1909, pp. 27, 29, 30, 112, 116, 152.
- MOORE, CLARENCE B. Certain aboriginal mounds of the Georgia coast. *Journal of Academy of Natural Sciences of Philadelphia*, vol. xi, 1897, pp. 22, 33-34, 64.
- MOORE, CLARENCE B. Certain aboriginal remains of the Alabama River. *Journal of Academy of Natural Sciences of Philadelphia*, vol. xi, 1899, pp. 326, 341.

- MOORE, CLARENCE B. Certain aboriginal remains of the Black Warrior River. *Journal of Academy of Natural Sciences of Philadelphia*, vol. xiii, 1905, *passim*.
- MOORE, CLARENCE B. Certain aboriginal remains on Mobile Bay and on Mississippi Sound. *Journal of Academy of Natural Sciences of Philadelphia*, vol. xiii, 1905, pp. 283, 293.
- MOORE, CLARENCE B. Certain aboriginal remains of the northwest Florida Coast, part 2. *Journal of Academy of Natural Sciences of Philadelphia*, vol. xii, 1902, pp. 277, 345.
- MOORE, CLARENCE B. Certain mounds of Arkansas and of Mississippi. *Journal of the Academy of Natural Sciences of Philadelphia*, vol. xiii, 1908, pp. 492, 533.
- MOORE, CLARENCE B. Moundville revisited. *Journal of Academy of Natural Sciences of Philadelphia*, vol. xiii, 1907.
- MOORE, CLARENCE B. Some aboriginal sites in Louisiana and in Arkansas. *Journal of Academy of Natural Sciences of Philadelphia*, vol. xvi, 1913, pp. 22, 25, 42, 44, 78.
- MOORE, CLARENCE B. Some aboriginal sites on Mississippi River. *Journal of Academy of Natural Sciences of Philadelphia*, vol. xiv, 1911, *passim*.
- MOORE, CLARENCE B. Some aboriginal sites on Red River. *Journal of Academy of Natural Sciences of Philadelphia*, vol. xiv, 1912, pp. 491, 503.
- MOOREHEAD, WARREN K. Prehistoric implements. Cincinnati, 1900, pp. 163-167.
- MOOREHEAD, WARREN K. The stone age in North America. Boston, 1910. Vol. i, Chapter XXIV.
- PERKINS, GEORGE H. On an ancient burial ground in Swanton, Vermont. From Proceedings of the American Association for Advancement of Science, Portland meeting, August, 1873, pp. 23-24.
- PERKINS, G. H. *American Anthropologist*, vol. xiii, p. 246.
- RAU, CHARLES. The archaeological collection of U. S. National Museum. *Smithsonian Contributions to Knowledge*, xxii, pp. 28-32. Washington, 1876.
- READ, M. C. Archaeology of Ohio. Cleveland, 1888, p. 39.
- SCHOOLCRAFT, HENRY R. Historical and statistical information, respecting the history, condition and prospects of the Indian tribes of the U. S. Philadelphia, 1851, part 1, pp. 82-83.
- SQUIER & DAVIS. Ancient monuments of the Mississippi valley. *Smithsonian Contributions to Knowledge*, vol. i, pp. 221-223. 1848.
- WILL, G. F. AND SPINDEN, H. J. The Mandans. *Peabody Museum Papers*, vol. iii, no. 4, pp. 163-164. 1906.
- WILSON, THOMAS. A study of prehistoric anthropology — Handbook for Beginners. Report of U. S. National Museum, 1887-1888, pp. 652-656.
- YOUNG, BENNETT H. The prehistoric men of Kentucky. *Filson Club Publications*, no. 25, pp. 220-224. Louisville, 1910.

PENDANTS

- ABBOTT, C. C. Miscellaneous objects made of stone. Report of the U. S. Geographical survey, west of 100th meridian, vol. vii, pp. 208-213. Washington, 1879.
- ABBOTT, C. C. Primitive industry. Salem, 1881, pp. 387-392.
- ANDERSON, R. T. Malahide, Yarmouth & Bayham Townships. *Annual Archaeological Reports*, Toronto, 1902, p. 83.
- BAILEY, L. W. On the relics of the stone age in New Brunswick. *Bulletin of Natural Historical Society of New Brunswick*, no. 6, pp. 12-13. 1887.
- (BOYLE, DAVID). A slate pendant. *Annual Archaeological Report*, Toronto, 1903, p. 62.
- (BOYLE, DAVID). *Annual Archaeological Report*, Toronto. 1887, pp. 30-31; 1888, p. 36; 1890, p. 45; 1892, pp. 19-20; 1895, p. 62; 1896, p. 57; 1898, p. 49; 1904, pp. 42-44.
- DOUGLASS, A. E. Table of geographical distribution, etc., in the American Museum of Natural History, N. Y. *Bulletin*, American Museum Natural History, N. Y., vol. viii, article x pp. 212-213. 1896.
- JONES, CHARLES C. Antiquities of the Southern Indians. New York, 1873, pp. 370-372.
- KAIN, SAMUEL W. Notes on the archaeology of New Brunswick. *Bulletin of the Natural History Society of New Brunswick*, no. 19, pp. 291-292. 1901.
- MOORE, CLARENCE B. A cache of pendent ornaments. Philadelphia 1898, pp. 189-191.
- MOORE, CLARENCE B. Antiquities of the Ouachita valley. *Journal of Academy of Natural Sciences of Philadelphia*, vol. xiv, 1909, pp. 126, 161.
- MOORE, CLARENCE B. Certain aboriginal mounds of the central Florida west coast. *Journal of Academy of Natural Sciences of Philadelphia*, vol. xii, 1903, *passim*.

- MOORE, CLARENCE B. Certain aboriginal mounds of the Georgia Coast. *Journal of Academy of Natural Sciences of Philadelphia*, vol. xi, 1897, p. 44.
- MOORE, CLARENCE B. Certain aboriginal remains of the Black Warrior River. *Journal of Academy of Natural Sciences of Philadelphia*, vol. xiii, 1905, pp. 164-166.
- MOORE, CLARENCE B. Certain aboriginal remains of the northwest Florida Coast. Part 2. *Journal of Academy of Natural Sciences of Philadelphia*, vol. xii, 1902, pp. 222, 269, 271.
- MOORE, CLARENCE B. Certain river mounds of Duval Co., Florida. *Journal of Academy of Natural Sciences of Philadelphia*, vol. x, 1895, pp. 19, 38.
- MOORE, CLARENCE B. Certain sand mounds of the Ocklawaha River, Florida. *Journal of Academy of Natural Sciences of Philadelphia*, vol. x, 1895, pp. 89-92, 99-100, 104.
- MOORE, CLARENCE B. Certain sand mounds of the St. Johns River, Florida. *Journal of Academy of Natural Sciences of Philadelphia*, vol. x, 1894, Part 1, pp. 25, 39; Part 2, pp. 138, 179, 203.
- MOORE, CLARENCE B. Certain mounds of Arkansas and of Mississippi. *Journal of Academy of Natural Sciences of Philadelphia*, vol. xiii, 1908, pp. 492, 513, 532.
- MOORE, CLARENCE B. Crystal River revisited. *Journal of Academy of Natural Sciences of Philadelphia*, vol. xiii, 1907, *passim*.
- MOORE, CLARENCE B. Miscellaneous investigations in Florida. *Journal of Academy of Natural Sciences of Philadelphia*, vol. xiii, 1905, pp. 311, 312.
- MOORE, CLARENCE B. Notes on the Ten Thousand Islands, Florida. *Journal of Academy of Natural Sciences of Philadelphia*, vol. xiii, 1907, pp. 458, 459, 462.
- MOORE, CLARENCE B. Some aboriginal sites in Louisiana and in Arkansas. *Journal of Academy of Natural Sciences of Philadelphia*, vol. xvi, 1913, pp. 32, 66, 70, 74, 76.
- MOORE, CLARENCE B. Some aboriginal sites on Mississippi River. *Journal of Academy of Natural Sciences of Philadelphia*, vol. xiv, 1911, pp. 393, 402, 455.
- MOORE, CLARENCE B. Some aboriginal sites on Red River. *Journal of Academy of Natural Sciences of Philadelphia*, vol. xiv, 1912, pp. 494, 500, 587, 599.
- MOORE, CLARENCE B. Two sand mounds on Murphy Island, Florida. *Journal of Academy of Natural Sciences of Philadelphia*, vol. x, 1895, pp. 72-73.
- MOOREHEAD, WARREN K. Prehistoric implements. Cincinnati, 1900, *passim*.
- MOOREHEAD, WARREN K. The stone age in North America. Boston, 1910, *passim*.
- ORR, ROWLAND B. Annual Archaeological Report, Toronto, 1913, pp. 70-75.
- PATTERSON, GEORGE. The stone age in Nova Scotia. Proceedings and Transactions of the Nova Scotian Institute of Science, Halifax, vol. vii, 1890, p. 249.
- PEABODY, CHARLES. Explorations of mounds, Coahoma Co., Mississippi. Peabody Museum Papers, vol. iii, no. 2, p. 46. 1904.
- PERKINS, G. H. *American Anthropologist*, vol. xiii, p. 245.
- RAU, CHARLES. The archaeological collection of the U. S. National Museum. Smithsonian Contributions to Knowledge, xxii, pp. 26-28. Washington, 1876.
- READ, M. C. Archaeology of Ohio. Cleveland, 1888, p. 35.
- SMITH, HARLAN I. The archaeology of the Yakima valley. Anthropological Papers, American Museum of Natural History, vol. vi, part 1, pp. 93-94. 1910.
- SMITH, HARLAN I. The prehistoric ethnology of a Kentucky site. Anthropological Papers, American Museum of Natural History, vol. vi, part 2, p. 217. 1910.
- SQUIER AND DAVIS. Ancient monuments of the Mississippi Valley. Smithsonian Contributions to Knowledge, vol. 1, p. 235. 1848.
- THRUSTON, GATES P. Antiquities of Tennessee. Cincinnati, 1897.
- WILLOUGHBY, C. C. Prehistoric burial places in Maine. Papers of the Peabody Museum, vol. 1, *passim*. 1896.
- WILSON, THOMAS. A study of prehistoric anthropology — Handbook for Beginners. Report of U. S. National Museum, 1887-1888, pp. 649-650.
- WINTENBERG, W. J. Some ceremonial implements from western Ontario, Canada. Records of the Past, 1902, pp. 154-156.

PIERCED TABLETS OR GORGETS

- ABBOTT, C. C. Primitive industry. Salem, 1881, pp. 377-383.
- ABBOTT, C. C. The stone age in New Jersey. Annual Report of Smithsonian Institution, 1875, pp. 327-332.
- ANDERSON, R. T. Malahide, Yarmouth and Bayham Townships. Annual Archaeological Report, Toronto, 1902, p. 82.
- ATWATER, CALEB. Description of antiquities discovered in the state of Ohio, and other western States. Transactions and Collections of the American Antiquarian Society, vol. i, p. 182. Worcester, 1820.
- BEAUCHAMP, WM. M. Polished stone articles used by the New York aborigines. Bulletin of the New York State Museum, vol. iv, no. 18, pp. 79-82. 1897.
- BOYLE, DAVID. Annual Archaeological Reports, Toronto. 1887, pp. 30-31; 1888, p. 36; 1890, p. 45; 1892, pp. 19-20; 1895, pp. 62-63; 1896, pp. 56-57; 1898, p. 49; 1903, pp. 77-78.
- BRANNON, P. A. Aboriginal remains in the middle Chattahoochee valley of Alabama and Georgia. *American Anthropologist*, 1909, n. s. vol. xi, pp. 190-195.
- BROWN, CHARLES E. Pierced tablets or gorgets in the W. H. Ellsworth collection at Milwaukee. The Wisconsin Archaeologist, vol. i, no. 2, pp. 37-41. 1902.
- DOUGLASS, A. E. Table of the geographical distribution of American Indian relics in a collection exhibited in the American Museum of Natural History, N. Y. Bulletin of American Museum of Natural History, N. Y., vol. viii, article x, pp. 201-203. 1896.
- FEWKES, JESSE WALTER. Expedition to Arizona in 1895. Seventeenth Report of the Bureau of American Ethnology, 1895-1896, Part 2, p. 733.
- FEWKES, JESSE WALTER. Two summers' work in the Pueblo ruins. Twenty-second report of the Bureau of American Ethnology, Part 1, pp. 87-88. 1900-1901.
- FOWKE, GERARD. Archaeological investigations in James and Potomac valleys. Twenty-third Bulletin of the Bureau of American Ethnology. 1894, *passim*.
- FOWKE, GERARD. Stone art. Thirteenth report of the Bureau of American Ethnology, pp. 116-120. 1891-1892.
- FOWKE, GERARD. The archaeological history of Ohio. Columbus, 1902, pp. 564-566.
- HOLMES, W. H. Certain notched or scalloped stone tablets of the mound-builders. *American Anthropologist*, 1906, n. s. vol. viii, pp. 101-108.
- HOLMES, W. H. Gorgets. Bulletin 30, part 1, pp. 496; part 2, pp. 247-248. Bureau of American Ethnology.
- JONES, CHARLES C. Antiquities of the Southern Indians. New York, 1873, pp. 367-370.
- MACLEAN, J. P. The mound-builders. Cincinnati, 1879, pp. 69-71.
- MERCER, H. C. The Lenape stone. New York, 1885.
- MILLS, WM. C. Excavations of the Adena mound. Ohio Archaeological and Historical Publications, vol. x, pp. 461, 465. 1902.
- MILLS, WM. C. Explorations of the Edwin Harness mound. Ohio Archaeological and Historical Publications, vol. xvi, pp. 178-179. 1907.
- MILLS, WM. C. Certain mounds and village sites in Ohio. Explorations of the Tremper mound, Columbus, 1916, vol. ii, part 3, pp. 222-226.
- MILLS, WM. C. Explorations of the Seip Mound. Ohio Archaeological and Historical Publications, vol. xviii, p. 311. 1909.
- MOORE, CLARENCE B. Aboriginal sites on Tennessee River. *Journal of Academy of Natural Sciences of Philadelphia*, vol. xvi, pp. 243, 422. 1915.
- MOORE, CLARENCE B. Certain aboriginal remains of Alabama River. *Journal of Academy of Natural Sciences of Philadelphia*, vol. xi, *passim*. 1899.
- MOORE, C. B. Certain aboriginal remains of northwest Florida Coast. Part 2. *Journal of Academy of Natural Sciences of Philadelphia*, vol. xii, 1902, p. 198.
- MOORE, CLARENCE B. Certain river mounds of Duval Co., Florida. *Journal of Academy of Natural Sciences of Philadelphia*, vol. x, pp. 18-19. 1895.
- MOORE, CLARENCE B. Certain sand mounds of the St. Johns River, Florida. *Journal of Academy of Natural Sciences of Philadelphia*, vol. x, 1894. Part 1, pp. 16, 22; part 2, pp. 168, 170, 188.
- MOORE, CLARENCE B. Moundville revisited. *Journal of Academy of Natural Sciences of Philadelphia*, vol. xiii, 1907, p. 395.

- MOOREHEAD, WARREN K. Prehistoric implements. Cincinnati, 1900, *passim*.
 MOOREHEAD, WARREN K. The stone age in North America. Boston, 1910. Vol. I, Chapter XVIII.
 ORR, ROWLAND B. Annual Archaeological Reports, Toronto. 1911, pp. 23-27; 1912, p. 20; 1913, pp. 70-75.
 ORR, ROWLAND B. New accessions in museum. Twenty-seventh Annual Archaeological Report, Toronto, pp. 92, 93, 103-108. 1915.
 PATTERSON, GEORGE. The stone age in Nova Scotia. Proceedings and Transactions of the Nova Scotian Institute of Science, Halifax, 1890, vol. VII, p. 247.
 PEABODY, CHARLES, AND MOOREHEAD, WARREN K. The so-called gorgets. Bulletin 2, Phillips Academy, Andover. 1906.
 PERKINS, GEO. H. Archaeology of the Champlain Valley. American Naturalist, vol. XIII, no. 12, p. 742.
 PERKINS, GEO. H. On an ancient burial mound in Swanton, Vermont. From Proceedings of American Association for Advancement of Science, Portland meeting, August, 1873, pp. 17-20.
 PERKINS, G. H. American Anthropologist, vol. XIII, p. 242.
 PIERS, HARRY. Aboriginal remains in Nova Scotia. Proceedings and Transactions of the Nova Scotian Institute of Science, Halifax, 1890, vol. VII, p. 283.
 PIERS, HARRY. Brief account of the Miqmac Indians of Nova Scotia and their remains. Proceedings and Transactions of the Nova Scotian Institute of Science. Halifax, 1912, vol. XIII, p. 116.
 RAU, CHARLES. Ancient aboriginal trade in North America. Report of the Smithsonian Institution, 1872, 1873, pp. 363-364.
 RAU, CHARLES. The archaeological collection of U. S. National Museum, Washington. Smithsonian Contributions to Knowledge, vol. XXII, pp. 32-34.
 READ, M. C. AND WHITTLESEY, CHARLES. Antiquities of Ohio. Report of the Ohio Centennial Managers, Columbus, 1877, p. 121.
 ROBERTSON, R. S. Gorgets or what? American Antiquarian, vol. I, no. 2, p. 100.
 SMITH, HARLAN I. Archaeology of the Gulf of Georgia and Puget Sound. Jesup North Pacific Expedition, vol. II, no. 6, p. 372. Memoirs of the American Museum of Natural History, 1897.
 SMITH, HARLAN I. The Saginaw Valley Collection. Supplement to American Museum Journal. 1901, vol. I, no. 12, p. 7.
 SQUIER AND DAVIS. Ancient monuments of the Mississippi Valley. Smithsonian Contributions to Knowledge, vol. I, pp. 236-239. 1848.
 THRUSTON, GATES P. Antiquities of Tennessee. Cincinnati, 1897, pp. 289-290.
 TOOKER, WILLIAM WALLACE. A perforated tablet of stone from New York. Annual report of the Smithsonian Institution for 1881, 1883, pp. 658-660.
 WARD, HENRY L. A remarkable ceremonial object from Michigan. Bulletin of Wisconsin Natural Historical Society, vol. 4, pp. 160-161. 1906.
 WILLIAMS, FREDERICK H. Prehistoric remains of the Tunxis valley. Second part. American Archaeologist, 1898, p. 182.
 WILSON, THOMAS. Prehistoric art. Report of the U. S. National Museum, 1896, pp. 452-453.
 WINTEMBERG, W. J. Some ceremonial implements from western Ontario, Canada. Records of the Past, 1902, pp. 154-156.
 YOUNG, BENNETT H. The prehistoric men of Kentucky. Filson Club Publications, no. 25, Louisville, 1910, pp. 205-207.

PLUMMETS

- ABBOTT, C. C. Miscellaneous objects made of stone. Report of the U. S. Geographical Survey, west of 100th meridian, vol. VII, pp. 192-197. Washington, 1879.
 ABBOTT, C. C. Primitive industry. Salem, 1881, pp. 227-235.
 BEAUCHAMP, WM. M. Polished stone articles used by the New York aborigines, before and after European occupation. Bulletin of the New York State Museum, vol. IV, no. 18, pp. 40-43. 1897.
 BROWN, CHARLES E. The distribution of discoidals, cones, plummets and boat-stones in Wisconsin. Wisconsin Archaeologist, vol. VIII, no. 4, pp. 143-145. 1909.
 DOUGLASS, A. E. Table of Geographical Distribution, etc. American Museum of Natural History, New York. Bulletin, American Museum of Natural History of New York, vol. VIII, article X, pp. 212-213. 1896.
 FOSTER, J. W. Prehistoric races of the United States of America. Chicago, 1881, pp. 54-56.

- FOWKE, GERARD. Archaeological history of Ohio. Columbus, 1902, pp. 556-559.
 FOWKE, GERARD. Stone art. Thirteenth report of the Bureau of American Ethnology, 1891-1892, pp. 110-114.
 HENDERSON, JOHN G. Notes on aboriginal relics known as "Plummets". American Naturalist, vol. VI, pp. 641-650. 1872.
 HENSHAW, HENRY W. The aboriginal relics called "sinkers" or "plummets". American Journal of Archaeology, vol. I, no. 2, pp. 105-114. 1885.
 HOLMES, WM. H. Plummets. Bulletin 30, part 2, pp. 267-268. Bureau of American Ethnology.
 JONES, C. C. Antiquities of the Southern Indians. New York, 1873, pp. 337-340.
 JONES, JOSEPH. Explorations of the aboriginal remains of Tennessee. Smithsonian Contributions to Knowledge, vol. XXII, p. 141. 1876.
 KROEBER, A. L. The archaeology of California. Putnam Anniversary Volume. New York, 1909, pp. 14-15.
 MOOREHEAD, W. K. Prehistoric implements. Cincinnati, 1900, pp. 280-283.
 MOOREHEAD, W. K. The stone age in North America. Boston, 1910. Vol. I, Chapter XXIII.
 MOOREHEAD, W. K. Report of field work, carried on in the Muskingum, Scioto, and Ohio valleys during the season of 1896. Ohio Archaeological and Historical Publications, vol. V, pp. 233-234.
 PATTERSON, GEORGE. The stone age in Nova Scotia. Proceedings and Transactions of the Nova Scotian Institute of Science. Halifax, 1890. Vol. VII, p. 247.
 PEABODY, CHARLES. Exploration of mounds, Coahoma Co., Mississippi. Peabody Museum Papers, vol. III, no. 2, p. 46. 1904.
 PEABODY, CHARLES. The so-called "plummets". Bulletin of Free Museum of Science and Art, University of Pennsylvania, vol. III, no. 3, pp. 125-142.
 PERKINS, G. H. American Anthropologist, vol. XIII, p. 245.
 PIERS, HARRY. Brief account of the Miqmac Indians of Nova Scotia and their remains. Proceedings and Transactions of the Nova Scotian Institute of Science. Halifax, 1912, vol. XIII, p. 114.
 PUTNAM, F. W. Reports upon archaeological and ethnological collection, U. S. Geographical Survey, west of 100th meridian, vol. VII, pp. 192-197. Washington, 1879.
 RAU, CHARLES. Prehistoric fishing in Europe and North America. Washington, 1884, pp. 168-180.
 RAU, CHARLES. The archaeological collection of U. S. National Museum. Smithsonian Contributions to Knowledge, vol. XXII, pp. 26-28. Washington, 1876.
 SNYDER, J. F. AND MUHLIG, F. M. The plummet puzzle. The Antiquarian, vol. I, pp. 101-102. 1897.
 WILLIAMS, F. H. Prehistoric remains of the Tunxis valley, Second part. American Archaeologist 1898, p. 181.
 WILSON, THOMAS. A study of prehistoric anthropology — Handbook for beginners. Report of the U. S. National Museum, 1887-1888, p. 652.
 YATES, L. G. Notes on the so-called "plummets" or "sinkers". Report of the Smithsonian Institution, 1886, 1889, pp. 296-305.

SPATULATE FORMS

- BROWN, CHARLES E. The stone spud. Wisconsin Archaeologist, vol. II, no. 1, pp. 15 ff. 1902.
 FOWKE, GERARD. Archaeological history of Ohio. Columbus, 1902, pp. 554-556.
 FOWKE, GERARD. Prehistoric objects classified and described. Missouri Historical Society, Dept. of Archaeology. Bulletin I, p. 18.
 FOWKE, GERARD. Stone art. Thirteenth report of the Bureau of American Ethnology, pp. 109-110. 1891-1892.
 HOLMES, W. H. Spade-shaped. Bulletin 30, part 2, pp. 620-621. Bureau of American Ethnology.
 MOORE, CLARENCE B. Certain river mounds of Duval Co., Florida. Journal of Academy of Natural Sciences of Philadelphia, vol. X, p. 16, 18. 1895.
 MOORE, CLARENCE B. Certain sand mounds of the St. Johns River. Journal of Academy of Natural Sciences of Philadelphia, vol. X, 1894, part 1, pp. 22-24; part 2, p. 137.
 MOOREHEAD, W. K. The stone age in North America. Boston, 1910. Vol. I, chap. XXII.
 THRUSTON, GATES P. Antiquities of Tennessee. Cincinnati, 1897, pp. 295-296.
 YOUNG, BENNETT H. The prehistoric men of Kentucky. Filson Club Publications, no. 25, pp. 203-205. Louisville, 1910.

HOE-SHAPED

- MOORE, CLARENCE B. Aboriginal sites on the Tennessee River. *Journal of Academy of Natural Sciences of Philadelphia*, vol. xvi, 1915, pp. 305, 318, 351, 376.
- MOORE, CLARENCE B. Antiquities of the Onachita valley. *Journal of Academy of Natural Sciences of Philadelphia*, 1909, vol. xiv, p. 126.
- MOORE, CLARENCE B. Certain aboriginal remains of the Black Warrior River. *Journal of Academy of Natural Sciences of Philadelphia*, vol. xiii, 1905, p. 142.
- MOORE, CLARENCE B. Certain aboriginal remains of the northwest Florida coast. Part 1. *Journal of Academy of Natural Sciences of Philadelphia*, vol. xi, 1901, p. 473.
- MOORE, CLARENCE B. Certain sand mounds of the St. Johns River, Florida. Part 1. *Journal of Academy of Natural Sciences of Philadelphia*, vol. x, 1894, pp. 39, 40.
- MOORE, CLARENCE B. Moundville revisited. *Journal of Academy of Natural Sciences of Philadelphia*, vol. xiii, 1907, p. 394.
- MOORE, CLARENCE B. Some aboriginal sites on Mississippi River. *Journal of Academy of Natural Sciences, Philadelphia*, 1911, vol. xiv, pp. 409, 413, 454.
- MOORE, CLARENCE B. The so-called "hoe-shaped implement". *American Anthropologist*, n. s. vol. v, pp. 498-502, 1903.

TUBES

- ABBOTT, C. C. Miscellaneous objects made of stone. Report of the U. S. Geographical Survey, west of 100th meridian. Washington, 1879, vol. vii, pp. 190-192.
- BEAUCHAMP, WM. M. Polished stone articles used by the New York aborigines, before and after European occupation. *Bulletin of the N. Y. State Museum*, 1897, vol. iv, no. 18, pp. 51-55.
- BOYLE, DAVID. Annual Archaeological Reports, Toronto, 1887, p. 41; 1888, p. 35; 1889, p. 35; 1895, pp. 66-67.
- DOUGLASS, A. E. Table of geographical distributions, etc., in American Museum of Natural History of New York. *Bulletin American Museum of Natural History*, N. Y., 1896, vol. viii, article x, p. 210.
- FOWKE, GERARD. Archaeological history of Ohio. *Columbus*, 1902, pp. 576-579.
- FOWKE, GERARD. Stone art. Thirteenth report of the Bureau of American Ethnology, 1891-1892, pp. 126-128.
- JONES, C. C. Antiquities of the Southern Indians, New York, 1873, pp. 359-365.
- MACLEAN, J. P. The mound-builders. *Cincinnati*, 1879, p. 71.
- MOORE, CLARENCE B. Certain river mounds of Duval Co., Florida. *Journal of Academy of Natural Sciences of Philadelphia*, vol. x, 1895, p. 39.
- MOORE, CLARENCE B. Certain sand mounds of the St. Johns River, Florida. Part 1. *Journal of Academy of Natural Sciences of Philadelphia*, vol. x, 1894, p. 45.
- MOOREHEAD, WARREN K. Prehistoric implements. *Cincinnati*, 1900, *passim*.
- MOOREHEAD, WARREN K. The stone age in North America. Boston, 1910. Vol. i, Chapter xxiv.
- ORR, ROWLAND B. Annual Archaeological Report, Toronto, 1911, pp. 40-42, 74-75.
- PERKINS, GEORGE H. On an ancient burial-mound in Swanton, Vermont. From Proceedings of the American Association for the Advancement of Science, Portland meeting, August, 1873, pp. 10-17.
- PERKINS, G. H. *American Anthropologist*, vol. xiii, p. 247.
- PIERS, HARRY. Aboriginal remains in Nova Scotia. Proceedings and Transactions of the Nova Scotian Institute of Science. Halifax, 1890, vol. vii, p. 284.
- PIERS, HARRY. Brief account of the Miqmac Indians of Nova Scotia and their remains. Proceedings and Transactions of the Nova Scotian Institute of Science. Halifax, 1912, vol. xiii, p. 116.
- RAU, CHARLES. The archaeological collection of U. S. National Museum. *Smithsonian Contributions to Knowledge*, vol. xxii, pp. 43-45. Washington, 1876.
- READ, M. C. AND WHITTLESEY, CHARLES. Antiquities of Ohio. Report of Ohio Centennial Managers, Columbus, 1877, pp. 124-126.
- READ, M. C. Archaeology of Ohio. Cleveland, 1888, pp. 43-44.
- READ, M. C. Stone tubes — suggestions as to their possible use. *American Antiquarian*, vol. ii, no. 1, pp. 53-54.

- SQUIER AND DAVIS. Ancient monuments of the Mississippi Valley. *Smithsonian Contributions to Knowledge*, vol. i, pp. 224-227. 1848.
- THRUSTON, GATES P. Antiquities of Tennessee. *Cincinnati*, 1897, pp. 279-286.
- WILSON, THOMAS. Prehistoric art. Report of the U. S. National Museum, 1896, pp. 580-582.
- YOUNG, BENNETT H. The prehistoric men of Kentucky. *Filson Club Publications*, no. 25, pp. 207-210. Louisville, 1910, 1903.

MISCELLANEOUS OBJECTS

- Balls.* MOORE, CLARENCE B. Antiquities of the St. Francis, White, and Black rivers, Arkansas. *Journal of Academy of Natural Sciences of Philadelphia*, vol. xiv, p. 281. 1910.
- MOORE, CLARENCE B. Crystal River revisited. *Journal of the Academy of Natural Sciences of Philadelphia*, 1907, vol. xiii, p. 418.
- Cones.* BROWN, CHARLES E. The distribution of discoidals, cones, plummets, and boat-stones in Wisconsin. *Wisconsin Archaeologist*, 1909, vol. viii, no. 4, pp. 142-143.
- HOLMES, W. H. *Bulletin* 30, part 1, p. 335. Bureau of American Ethnology.
- MILLS, WM. C. Certain mounds and village sites in Ohio. Exploration of the Tremper mound. *Columbus*, 1916, vol. 2, part 3, pp. 218-219.
- THRUSTON, GATES P. Antiquities of Tennessee. *Cincinnati*, 1897, pp. 289-290.
- Ear Ornaments.* MILLS, WM. C. Certain mounds and village sites in Ohio. Exploration of the Tremper mound. *Columbus*, 1916, vol. ii, part 3, pp. 217-218.
- MOORE, CLARENCE B. Certain river mounds of Duval Co., Florida. *Journal of Academy of Natural Sciences of Philadelphia*, vol. x, 1895, p. 42.
- MOORE, CLARENCE B. Some aboriginal sites in Louisiana and in Arkansas. *Journal of Academy of Natural Sciences of Philadelphia*, vol. xvi, 1913, p. 46.
- MOORE, CLARENCE B. Some aboriginal sites on Mississippi River. *Journal of Academy of Natural Sciences of Philadelphia*, vol. xiv, 1911, p. 430.
- MOORE, CLARENCE B. Some aboriginal sites on Red River. *Journal of Academy of Natural Sciences of Philadelphia*, vol. xiv, 1912, pp. 599, 601.
- Perforated Stones.* FOWKE, GERARD. Stone art. Thirteenth report of the Bureau of American Ethnology, 1891-1892, pp. 98-99.
- HENSHAW, HENRY W. Perforated stones from California. *Bulletin of Bureau of American Ethnology* no. 2. Washington, 1887.
- PUTNAM, F. W. Reports upon archaeological and ethnological collection, U. S. Geographical Survey, west of 100th meridian, pp. 135-189. Washington, 1879.
- Reel-shaped Ornaments.* MILLS, WM. C. Certain mounds and village sites in Ohio. Exploration of the Tremper mound, *Columbus*, 1916, vol. ii, part 3, pp. 210-214.
- Rings.* MOOREHEAD, W. K. The stone age in North America. Boston, 1910, vol. i, Chapter xxiii.
- RAU, CHARLES. The archaeological collection of the U. S. National Museum. *Smithsonian Contributions to Knowledge*. Washington, 1876, vol. xxii, p. 54.
- THRUSTON, GATES P. Antiquities of Tennessee. *Cincinnati*, 1897, pp. 286-288.
- Spool-shaped Ornaments.* BERLIN, A. F. Bobbin or spool-shaped implements. *The Antiquarian*, vol. i, pp. 172-174. 1897.
- FOWKE, GERARD. Stone art. Thirteenth report of the Bureau of American Ethnology, 1891-1892, p. 125.
- Trinkets.* ABBOTT, C. C. Primitive industry. Salem, 1881, pp. 392-405.
- MOORE, CLARENCE B. Certain aboriginal mounds of the Georgia Coast. *Journal of Academy of Natural Sciences of Philadelphia*, vol. xi, 1897, p. 64.
- MOORE, CLARENCE B. Certain sand mounds of the St. Johns River, Florida. Part 2. *Journal of Academy of Natural Sciences of Philadelphia*, vol. x, 1894, pp. 175, 187.

INDEX

- Abbott, Dr. C. C., 46.
 Academy of Natural Sciences of Philadelphia, 138, 402.
 Acknowledgments, 9-15.
 Adair, 253, 255, 257.
 Addis, A. L., 39, 41.
 Algonkian sites, 173, 174-175.
 Algonkins, 170, 171, 408, 413, 415, 417.
 Amazon Axe, 367.
 American Anthropological Association, 31, 57, 112, 264, 427.
 American Anthropologist, 153, 411.
 American Association for the Advancement of Science, 130.
 American Journal of Archaeology, 165.
 American Museum of Natural History, 10, 24, 71, 130, 151, 179, 224, 262, 333, 391.
 American Naturalist, 165.
 Andastes, 415.
 Anderson, A. E., 418.
 Anderson, Rev. Joseph, 360.
 Archaeological nomenclature, 28.
 Archaeologist, The, 28.
 Atlantic Coast, 157, 166, 255, 377, 407.
 Author's theory as to winged stones, 420-426.
- Baatz, C. L., 23.
 Ballard, E. R., 350.
 Banner-stones, 16, 114, 173, 179-196, 335-337, 367, 400.
 Bar-amulet, 70, 72, 81, 85, 200-202, 267, 334, 335-337.
 Bar-shaped stones, 71.
 Bartrani, 253.
 Baskets, 251.
 Bates, Albert C., 102, 268, 350.
 Bay-bah-dwung-gay-auseh, 424.
 Beads, 130.
 Beasley, B., 69.
 Beauhamp, Dr. Wm. M., 26, 85, 88, 91, 102, 105, 224, 362.
 Beothuck or Red Indians, The, 371.
 Beothucks, 371, 373, 377.
 Beverly, 255.
 Bibliography, 20, 51, 114, 165, 248, 427-443.
 Bicaves, 392, 394.
 Biedma, 258.
 Bilunate or double crescent, 28, 112, 116, 124, 126, 127, 128, 265, 357, 372, 419.
- Bipennate or winged forms, 28, 35, 38, 39, 40, 41, 43, 44, 45, 50, 110, 113, 116, 190, 266, 334, 352, 353, 354, 357, 360, 370, 378, 394, 397, 400, 419, 424, 426.
 Bird-stone ceremonial, 92.
 Bird-stones, 81-99, 173, 195, 196-200, 263, 264, 334, 335, 336, 337, 357, 406, 409, 412.
 Blooded quartz, 35, 40, 114, 126, 139.
 Boas, F., 17.
 Boat-shaped stones, 71, 76-80, 202, 261, 267, 334, 363.
 "Bobbin-shaped" gorgets, 68, 73.
 Boston Public Library, 22.
 Boyle, David, 26, 90, 92.
 Braecklein, J. E., 334, 350, 412.
 Branegan, James A., 44, 79, 120, 350, 370, 414.
 Breaks, 193.
 Brereton, 255.
 Brief description of Maps, 265.
 Brief description of Outlines, 266.
 Brinton, D., 46.
 Broken and re-worked forms, 57, 59, 61, 63, 123, 394, 418.
 Brower, J. W., 143, 151.
 Brown, C. E., 10, 26, 63, 73, 85, 88, 92, 114, 140-153.
 Buck, H. E., 10, 111, 119, 350, 390.
 Buffalo Historical Society, 179, 200, 223.
 Buffalo Society of Natural Sciences, 179, 198, 200, 209, 223, 333.
 Burket, H. F., 423.
 Bush, Lucy Peck, 360.
 Butterfly form, 38, 114, 335.
- Camp, Mrs. Maria C., 350.
 Canada, 16, 17, 22, 24, 26, 46, 71, 81, 83, 126, 130, 255, 266, 340, 397, 398, 399, 401, 408.
 Carr, Prof. Lucien, 246-260.
 Cartier, 257.
 Carver, 253, 255, 257.
 Catlinite, 204, 218, 220, 256.
 Ceremonials, 16, 59, 171.
 Chambers, S. W., 350.
 Champlain, 257.
 Chandler, G. P., 130, 133.
 Characteristics of Algonkian area, 173, 174.
 Charlevoix, 253, 255, 258.
 Charm-stones, 16.
 Chisel forms, 335.
 Churchill, Wm., 238, 239.

INDEX

- Classification, 28, 31, 32, 35, 55, 81, 88, 111, 112, 143, 149, 151, 153, 162.
 Clay, 392.
 Coffin-shaped form, 168.
 Cohen, Miss Ethel, 22.
 Cole, H. E., 10, 261, 350.
 Collections in New York, 179, 223, 224.
 Conclusions, 399-426.
 Cones, 335.
 Connecticut Historical Society, 102.
 Copper, 16, 255, 387.
 Cottlow, Dr. B. A., 350, 363, 406.
 Crescents (see Lunate).
 Criteria of Age, 339-341.
 Criteria of Distribution, 341-342.
 Crozier, A., 164.
 Cushing, Frank H., 90, 92.
- Dauphin County Historical Society, 412.
 Davis, Willard H., 104, 156.
 Dean, F. C., 67.
 De Bry, 257.
 Delaware-Hudson region, 76.
 Delawares, 379.
 De Soto's Expedition, 258, 426.
 Dewey, Alvin H., 179, 185, 211, 223, 225.
 Discoidals, 330-337, 392.
 Discs, 336, 337, 351, 354, 398.
 Distribution of Ornamental-Problematical forms, 270-332, 334, 375, 399-410.
 Dixon, Dr. R. B., 17, 411.
 Double Crescents (See Bilunate).
 Double-winged forms (See Bipennate).
 Douglass, A. E., 26, 71, 333, 334, 336, 337.
 Dress and Ornaments of Certain American Indians, 246.
 Du Pratz, 257, 258.
- Ear-rings, 267.
 Effigy pipes, 251, 382.
 Elebert, A. A., 350.
 Ellsworth, W. H., 153.
 Emery, Prof. W. O., 10, 83, 98, 334, 338, 339, 409.
 Eskimos, 169, 239, 373.
 Europe, 338, 367, 369, 371, 377, 405.
 European influence, 83.
 Everhart Museum, R. N. Davis, 37, 53, 58, 123.
 Evidences of measurements, 216.
- Father Rasc, 255.
 Fay, Mr. Heman, 140, 270.
 Fenton, W. T., 89.
 Fewkes, Dr. J. W., 422.
- Field Museum of Natural History, 246, 262.
 Fletcher, Emily, 84.
 Fletcher, Miss, 257.
 Forbes, Prof. Charles H., 28, 100, 140.
 Forms of Banner-stones in New York, 180.
 Forms of New York gorgets, 205.
 Fort Ancient, 61, 64, 68.
 Fort Ancient culture, 231-234.
 Foster, W. H., 161, 163.
 Fowke, G., 26, 71, 90, 143, 145, 230, 387.
 Fox, George R., 350.
 Fraudulent specimens, 382-391.
 Frazer, 257.
 "Freak forms", 24.
- Garcilaso de la Vega, 260.
 General Remarks and Observations, 392-398.
 Geniculate or L-shaped, 28, 100, 102, 116, 226-230, 265, 335.
 Godfrey, Fred, 120, 350, 396.
 Goldsborough, E. Ralston, 376.
 Gordon, Dr. G. B., 9, 367-377, 419, 421, 422, 424, 426.
 Gorgets, 21, 23, 25, 29, 32, 52, 55-65, 204-218, 266, 334, 335-337, 354, 365, 393.
 Granite, 35.
 Graves, F. P., 394.
 Ground stone, 30.
 Gulf States, 255, 258.
- Hakluyt, 255, 258, 260.
 Hamilton, H. P., 151.
 Hampton, George, 108, 378.
 Handbook of American Indians, 22, 71, 248, 267, 379.
 Hariot, 257, 258.
 Harvard University Library, 22.
 Heckewelder, 253.
 Henderson, J. G., 165.
 Henshaw, H. W., 165.
 Hepp, Charles E., 236.
 Hermann, Richard, 350.
 Heye, George G., 9, 265.
 Hills, Leslie W., 83, 99, 100, 103, 113, 115, 195, 364.
 Hine, Chas. A., 132.
 Hodge, F. W., 17, 31.
 Holmes, W. A., 91, 393.
 Holmes, Prof. W. H., 17, 26, 71, 110, 367, 369, 371, 377, 419, 424.
 Hopewell collection, 251.
 Hopewell culture, 230-234.
 Hopewell exploration, 387.
 Hopewell group, 61, 382, 417.

- Howland, Henry R., 223.
 Howley, James P., 371.
 Hrdlicka, Ales, 17, 242, 243.
- Iberville, 253.
 "Indian Knoll", 237, 238, 239, 240, 242, 377, 382.
 Indians, 16, 17, 22, 38, 40, 46, 49, 53, 57, 59, 68, 76,
 90, 105, 110, 119, 123, 124, 130, 151, 157, 159, 162,
 165, 167, 169, 171, 228, 246, 248, 251, 253, 257,
 269, 357, 387, 397, 398, 410, 411, 415, 417, 419,
 422, 424, 426.
 Indian village sites, 264.
 Iroquois, 170, 171, 176, 177, 221, 257, 408, 413, 417,
 421.
 Iroquois sites, 178.
 Irving, Prof. John D., 338, 339, 342, 344, 349.
- Jenkins, L. W., 9.
 Jesuit Relations, 251, 253, 257.
 Johnson, H. L., 74, 89, 106, 139, 384.
 Jones, Col. C. C., 145.
 Jones, Dr. Joseph, 147.
- Kroeber, A. L., 17.
- Lafitau, 253, 255, 257, 260.
 Laudonniere, 257.
 Lawson, 255.
 Lawson, V. H., 350.
 Leni Lenape, 415.
 Lewis and Clark, 46, 248.
 Lewis, J. B., 158, 163, 167.
 Lewis, Prof. T. H., 143, 151.
 Linguistic Map, 267, 269.
 Little, George, 83, 93, 94.
 Logan Museum, 92, 333, 334, 335.
 Loskiel, 253, 255.
 Lovejoy, J. R., 146.
 I-shaped (See Genuiculate).
 Lunate or crescent, 28, 100, 109, 116.
- Maine Historical Society, 252.
 Mallery, 17.
 Mandans, 407.
 Manufacture, 35-53, 110, 196.
 Maple sugar, 117.
 Maps and Outlines, 262-269.
 Marquette, 253.
 Martin, Dudley A., 56.
 Martin's Creek, Pa., 35, 42.
 Mason, Prof. O. T., 387.
 Matchett, W. F., 227.
- Materials, 35, 40, 63, 88, 110, 112, 124, 126, 149,
 179, 180, 204, 238, 246-260, 342.
 Mattatuck Historical Society, 334, 350.
 Mattern, J. E., 202, 220, 223, 227.
 McGee, W. J., 46.
 McGuire, J. D., 31.
 McIntosh, William, 397.
 McLain, J. E., 45.
 Megapolensis, 257.
 Meredith, Rev. H. C., 165.
 Merkel, John, 72, 73.
 Metric System, 55.
 Miami, 116, 117.
 Miller, Prof. Benjamin L., 9, 338, 339, 346-349.
 Mills, Prof. W. C., 10, 26, 53, 76, 230, 232, 233, 234,
 235, 236, 251, 265, 387, 424.
 Miscellaneous objects from New York, 220-221.
 Missouri Historical Society, 262.
 Mitchell, Rev. E. C., 143, 151.
 Mooney, J., 17.
 Montgomery, Henry, 256.
 Moore, C. B., 9, 20, 26, 51, 57, 76, 123, 135, 141,
 142, 145, 147, 150, 153, 161, 166, 230, 234, 237,
 243, 245, 265, 332, 368, 377, 382, 387, 389, 413,
 424.
 Morrison, Charles E., 350.
 Mound explorations, 413.
 Mound finds, 230-245.
 Museum of the American Indian, 24, 74, 75, 89, 99,
 122, 124, 152, 179, 246, 262, 333, 388, 395.
 Museum of Anthropology, Affiliated Colleges, San
 Francisco, California, 249, 394.
 Muskogean, 408, 413.
 Myer, W. E., 130, 230, 234, 333.
- Net-sinkers, 167, 169.
 New York State Museum, 29, 174, 175, 179, 181,
 182, 183, 186, 188, 190, 191, 192, 196, 197, 199,
 201, 203, 206, 208, 209, 210, 212, 213, 215, 216,
 217, 219, 222, 223, 224, 225, 333.
 Noe, C. F., 161, 163.
 Nomenclature Committee, 30, 57, 81, 111, 112.
 Norse, 369, 419.
- Objects examined by Professors Irving and Williams,
 342-346.
 Ogden, L. B., 155.
 Ohio State Archaeological and Historical Collection,
 127, 128, 244, 262, 372, 385, 390, 404.
 Ohio State University, 10, 64, 262.
 Ojibwa, 159, 392, 417, 424.
 Olen, C. T., 116.

- Ornaments, 16, 38, 40, 42, 49, 51, 53, 110, 244, 246,
 260, 336, 337, 365, 412.
 Orr, Elison, 141.
 Oval form, 116.
 Ovate, 28, 30, 46, 249, 266, 335, 336, 337, 354, 357,
 "Owl Ornament", 64, 65.
- Pacific Coast, 71, 130, 157, 165, 218, 267, 403, 407,
 410, 417, 419.
 Pah-Utes, 167.
 Parker, Arthur C., 9, 26, 170-225, 265, 415.
 Parkman, Francis, 17.
 Patina or Age, The Question of, 338-349.
 Peabody, Dr. Charles, 23, 31, 55, 56, 68, 157, 162,
 242, 405.
 Peabody Museum, Cambridge, 30, 48, 55, 159, 164,
 193, 241, 246, 262, 264, 270, 334, 396.
 Peabody Museum, Salem, Mass., 160, 264, 385.
 Peabody Museum, Yale University, New Haven,
 Conn., 262.
 Pendants, 16, 20, 27, 29, 47, 61, 63, 73, 110, 225,
 250, 266, 267, 334, 335-337, 362.
 Penobscot Valley, 264.
 Pepper, Geo. H., 224, 251, 377, 380, 424.
 Percy, Geo., 257.
 Perforated stones, 394.
 Perkins, Prof. George H., 130, 135, 218.
 Phillips Academy collection, 18, 19, 21, 24, 26, 27,
 33, 38, 41, 54, 55, 56, 59, 60, 67, 72, 76, 77, 82,
 83, 85, 86, 96, 97, 101, 107, 114, 115, 118, 127, 133,
 163, 164, 166, 168, 228, 229, 245, 247, 262, 333,
 334, 361, 393.
 Pick-shaped stones, 100, 102, 116, 265, 1.66, 334,
 360.
 Pilling, 17.
 Plummets-shaped stones, 157, 220, 234, 266, 269,
 332, 334, 335, 336, 337.
 Polished-slate culture in New York, 170-179.
 Polished slate implements from New York, 179-225.
 Powell, Maj. J. W., 267, 269, 387.
 Pritchard, A. L., 350.
 "Problematical forms", 17, 28, 33, 35, 57, 61, 64,
 108, 117, 121, 125, 170, 234, 268, 357, 361, 364,
 368, 380, 382, 388, 390, 391, 393, 394, 404.
 Provincial Museum, Ontario, 84, 85, 86, 92.
 Purposes, 194.
 Putnam, Prof. F. W., 193, 194, 230, 251, 387, 417.
- Radisson, 255.
 Rau, Dr. Chas., 145.
 Rayner, J. A., 20, 52, 241.
 Red Paint graves, 53, 105, 120, 162, 165, 394, 395,
 396, 410, 419.
- Red Paint People, 53, 120, 405, 415.
 Reeder, J. T., 356.
 Regions showing greatest evidence of mound
 culture in New York, 172.
 Relation to Linguistic Stocks, 411.
 Ridged and expanded gorgets, 66-70.
 Ringeisen, Jos., Jr., 114.
 Rogers, A. G., 10, 34, 350, 360.
- Sagard, 253, 255.
 Savage, Rev. James, 104, 143.
 Saville, Prof. Marshall H., 242.
 Scarcity of these objects in Central America and the
 West, 403-407.
 Seri, 46, 49.
 Setterlun, A., 78.
 Shawano, 269.
 Shea, 258.
 Shell, 49, 163, 244, 251, 392.
 Shoshoni, 46.
 Sinkers, 336, 337.
 Siouan, 408.
 Sizers, 237-240, 242.
 Skinner, Alanson B., 9, 224.
 Slate or shale, 35, 40, 51, 88.
 Smith, Capt., 257, 258.
 Smith, Harlan L., 9, 143.
 Smith, Walter B., 396.
 Smithsonian Institution, 24, 26, 97, 107, 114, 117,
 119, 130, 137-138, 142, 154, 161, 246, 262, 268,
 334, 387, 389, 400, 406.
 Snyder, J. F., 143, 149, 151.
 So-called "Gorgets", The, 68.
 So-called Plummets, The, 157.
 Spade-shape or spud (See Spatulate).
 Spaniards, 258.
 Spatulate or spade-shape (Spuds), 28, 140-156, 265.
 Special Collections, 350-366.
 Specialized forms, 266, 332.
 Specimens used by Indians of New York, 171, 172.
 Spindle Whorls, 336, 337.
 Squier & Davis, Messrs., 130, 230, 234, 387.
 State House, Montpelier, Vermont, 135, 416.
 Stearns, Dr. Fred H., 270.
 Stewart, Dr. T. B., 259, 350, 354, 358, 362, 415.
 Stoddard, H. L., 398.
 Strachey, 258.
 Sugden, E. O., 395.
 Suggestions as to why ornamental-problematical
 stones are in a restricted area, 408-419.
 Susquehanna River, 26, 37, 38, 50, 53, 62, 169, 223,
 224, 334, 357, 415.
 Swanton graves, 135, 416.

- Tables, 159, 243, 262, 270-332, 333-337, 397.
 Tablet, 35, 61, 68, 235, 241, 266.
 Tennessee-Cumberland region, 73, 230, 415, 419.
 Terra cotta images, 251, 382.
 Thompson, C. A., 263.
 Thompson, F. P., 25, 70, 94, 226, 230.
 Thruston, G. P., 130, 147, 230, 234.
 Thunder-bird, 40, 420, 422, 424, 426.
 Titus, W. A., 97, 386.
 Tonti, 258.
 Tooker, Paul S., 10, 36, 38, 40, 43, 54, 62, 117, 334, 349, 350, 357, 359, 360, 361.
 Total of objects either directly or indirectly studied or reported, 334.
 Tubes, 130-139, 218-220, 227, 261, 266, 334, 335, 336, 337.
 Unfinished forms, 38, 40, 42, 425.
 Unique Forms and Fraudulent Specimens, 382-391.
 United States, 16, 17, 22, 24, 26, 46, 83, 112, 145, 267, 375, 382, 399, 401, 419, 410, 424.
 United States National Museum, 88, 143.
 University of Alabama, 254.
 University of Pennsylvania Museum, 246, 367.
 University of Vermont, 368.
 Upham, E. P., 9.
 Urban, Theodore L., 38, 40, 350, 354.
 Use of ornaments by the American Indians, 246-260.
 Valentine, F. B., 58.
 Van Rensselaer, Stephen, 374, 400.
 Verrazzano, 255.
 Volk, E., 46.
 Wardle, Miss H. Newell, 10.
 West, George A., 126, 129.
 Whale, 371, 373, 375, 421, 422, 426.
 Wheeler, Rev. H. E., 350, 359, 363, 365.
 Whelpley, Dr. H. M., 146.
 Wilkinson, William, 350.
 Williams, Prof. Edward H., Jr., 9, 117, 338, 339.
 Willoughby, C. C., 10, 240, 396.
 Wilson, Dr. Thomas, 76, 87, 88.
 Winans, A. B., 425.
 Winged forms (See Bipennate).
 Wintenberg, W. J., 9.
 Wisconsin Archeological Society, 144.
 Wisconsin Archaeologist, 92, 140.
 Wisconsin State Historical Society, 73, 114, 122, 334.
 Wood, 397, 422.
 Wren, Christopher, 10.
 Wright, Prof. John H., 30.
 Wyoming Historical and Geological Society, 333.
 Yager, Willard E., 9, 47, 50, 62, 179, 224, 350, 135, 352, 353, 354, 355, 357, 415.
 Young, General B. H., 79, 114, 125, 134, 148, 154, 156, 160, 163, 202, 234.
 Zuni, 88.

(PUBLISHED, 1914)

THE AMERICAN INDIAN

IN THE UNITED STATES

FULLY ILLUSTRATED BY HALF TONES FROM PHOTOGRAPHS. ALSO 9 FINE PRINTS FROM COPPER PLATES, 3 MAPS AND A COLORED PLATE

WARREN K. MOOREHEAD, A.M.,
 AUTHOR, "THE STONE AGE IN NORTH AMERICA."

Some idea of the scope and character of "The American Indian" may be had from a few of the chapter subjects, and these are:

Ethnological-Humanitarian; The Indian of Today; Reservations in 1879 and at Present; The Ojibway; Indian Testimony; The Sioux; The Ghost Dance; Death of Sitting Bull; The Five Civilized Tribes; The Oklahoma Scandal; Red Cloud, a Sketch of His Life, together with the Lives of Geronimo, Sitting Bull, etc.; Education of Indians; The Desert Indians; The Navaho; Health of Indians; Indians of the Northwest and of California; The Indian's Religion; The Buffalo; The Plains Indians Fifty Years Ago and Today; The Communistic Life; Indian Men and Women of Prominence; Stories of Indian Heroism; Conclusions and Recommendations.

PRICE, \$3.75 (Postage extra)

THE ANDOVER PRESS
 ANDOVER, MASS.

PRESS NOTICES CONCERNING THE BOOK

"In it there is no narrow prejudice and no pet theories, but an unvarnished account which should arouse the interest of the whole nation in the welfare of our Indian wards."— *Bulletin of the American Geographical Society*, August, 1915.

"He skillfully blends the scientist's and the humanitarian's points of view."— *Scientific American*, June 12, 1915.

"The volume is a magnificent tribute to the aborigines of this country. It is beautifully printed on heavy white paper, and is supplied with artistic illustrations, in which Indians are shown in their most striking poses. There are sketches of Sitting Bull, Red Cloud, Geronimo and other Indians who have become noted in the history of this country."— *Eagle*, Brooklyn, N. Y., February 13, 1915.

"We have in this book the most frank and fearless presentation of the wrongs inflicted upon these defenseless wards of the government which has yet appeared. The book is a mine of information for the social student, but it is intended to arouse public feeling and action in behalf of the Indian."— *The Annals of the American Academy of Political and Social Science*, September, 1915.

"The book is assured of an interested clientele of readers, both because of its intrinsic merit and as a tribute to the high dignity of its authorship."— *Columbus (Ohio) Dispatch*, February 20, 1915.

"It contains numerous excellent cuts and maps and contains about everything of interest regarding the modern native since the middle of the last century."— *The Minneapolis Journal*, February 9, 1915.

"Textually and pictorially here is one of the most impressive presentations of our neglected duty to the red man that has been offered to an apathetic public in many years."— *Boston Herald*, February 6, 1915.