

DOCUMENT RESUME

ED 401 742

FL 024 235

AUTHOR Ben Abdelkader, Rached; And Others  
TITLE Tunisian Arabic.  
INSTITUTION Peace Corps (Thailand).  
PUB DATE 88  
NOTE 215p.; Best copy available.  
PUB TYPE Guides - Classroom Use - Instructional Materials (For Learner) (051)  
LANGUAGE Arabic; English  
EDRS PRICE MF01/PC09 Plus Postage.  
DESCRIPTORS Alphabets; \*Arabic; Conversational Language Courses; Daily Living Skills; Dialogs (Language); Foreign Countries; Grammar; Handwriting; \*Interpersonal Communication; Language Patterns; Language Variation; \*Regional Dialects; Uncommonly Taught Languages; Vocabulary Development  
IDENTIFIERS \*Arabic (Tunisian); \*Peace Corps; Tunisia

ABSTRACT

This instructional guide for Tunisian Arabic is designed to be used in language training of Peace Corps volunteers in Tunisia. It consists of 15 thematic units focusing on daily living skills and activities. Each contains a brief dialogue in transliterated Arabic, an English translation, lists of vocabulary and expressions, comprehension questions, additional useful vocabulary, grammar notes, vocabulary and grammar exercises, communication activities, and script writing exercises. Unit topics include: greetings; money; giving and getting directions; weather and seasons; drinks; post office; making a presentation; time; making a visit; grocery shopping; vegetables; the bus station; meals and entertaining; and the family. (MSE)

\*\*\*\*\*  
\* Reproductions supplied by EDRS are the best that can be made \*  
\* from the original document. \*  
\*\*\*\*\*

ED 401 742


# Tunisian Arabic

U.S. DEPARTMENT OF EDUCATION  
Office of Educational Research and Improvement  
EDUCATIONAL RESOURCES INFORMATION  
CENTER (ERIC)

This document has been reproduced as  
received from the person or organization  
originating it

Minor changes have been made to  
improve reproduction quality

• Points of view or opinions stated in this  
document do not necessarily represent  
official OERI position or policy



FL 024235

TUNISIAN ARABIC

*Originally written by*  
RACHED BEN ABDELKADER and  
AZIZA NAOUAR

*Revised and Adapted by*  
MAHMOUD MELKI

*Peace Corps Tunisia*

-1988-

TUNISIAN ARABIC

P/C Tunisia 1988

Table of Contents

<u>Unit</u>	<u>Title</u>	<u>Page</u>
1	Greetings -The numbers	1 4
2	Good morning Grammar point -1- subject pronouns Grammar point -2- The numbers	6 8 10
3	Money Grammar point-1- The demonstrative Grammar point-2- (3and)'Have'	16 20 24
4	Directions Grammar point-1- The gender Grammar point -2- The imperative form Introduction to script Script	28 35 37 39 41
5	The weather and the seasons Grammar: The definite article Script	43 49 53
6	Drinks Grammar point -1- The present simple tense Grammar point -2- '___ would like' Script	55 62 66 69
7	The post office Grammar point -1- The future Grammar point -2- Question words Script	72 78 80 84
8	A presentation Grammar point-1- The present progressive tense grammar point -2-The negative future and the negative of 'be" in a present context Script	86 93 96 100
9	The time Grammar : Expressions of possession Script	102 110 116

<u>Unit</u>	<u>Title</u>	<u>Page</u>
10	A visit	118
	Grammar point-1- The past tense (group 1)	124
	Grammar point-2- The object pronouns	128
	Script	134
11	At the Grocer's	136
	Grammar point-1-The dual	143
	Grammar point -2- The collective and expressions of unity	145
	Script	148
12	Vegetables	150
	Grammar point -1- 'to be' (ku:n)	155
	Grammar point -2- The past tense (group 2)	157
	Grammar point -3- The adjectives	160
	Script	164
13	At the bus station	166
	Grammar point -1- (tawwa + time expression)	172
	Grammar point -2- The past tense (group -3)	174
	Script	178
14	At Ali's	180
	List of Tunisian dishes	186
	Grammar point -1- (ma:za:l)	188
	Grammar point -2- the past tense (group-4)	191
	Script	194
15	The family	196
	Grammar point -1- Before and after	201
	Grammar point -2- The past progressive tense.	202
	Script	205

PHONETIC CHART

Phonetic symbol	Approximate English example	Arabic Example
<u>Vowels</u>		
(a)	c <u>a</u> r	(ba:ba)
(u)	b <u>oo</u> t	(du:r)
(i)	b <u>ea</u> t	(bi:t)
<u>Consonants</u>		
(ʒ)		(baʒd)
(b)	b <u>e</u> t , b <u>a</u> r	(bi:r)
(d)	d <u>a</u> te, d <u>u</u> ck	(da:r)
(ð)	t <u>h</u> is , t <u>h</u> en	(ðir)
(ðh)	t <u>h</u> us	(çhaw)
(f)	f <u>e</u> tch	(filfil)
(g)	g <u>a</u> me	(gamra)
(gh)	Guttural sound as in French: P <u>a</u> ris	(ghalla)
(h)	h <u>o</u> t , h <u>e</u> ar	(ha:ða:)
(ħ)		(ħill)
(j)	v <u>i</u> sion , u <u>s</u> ual	(ja:r)
(k)	c <u>a</u> ke , c <u>a</u> me	(karhba)
(l)	l <u>e</u> tter , l <u>a</u> rge	(la:ba:s)
(m)	m <u>e</u> t , m <u>a</u> rch	(ma:l)
(n)	n <u>a</u> rrow	(na:s)
(p)	p <u>e</u> t , p <u>ee</u> l	(pi:si:n)
(q)		(qa:l)
(r)	r <u>e</u> d ; r <u>oo</u> m	(ra:s)

Phonetic symbol	Approximate English example	Arabic example
(s)	<u>s</u> ame , <u>s</u> ea	(sa:s)
(S)	<u>s</u> auce	(Sa:ʔbi:)
(sh)	<u>sh</u> e / <u>sh</u> op	(shidd)
(t)	<u>t</u> able	(ta:y)
(T)	<u>t</u> owel	(Tayya:ra)
(th)	<u>th</u> ree	(thu:m)
(v)	<u>v</u> alue	(va:z)
(w)	<u>w</u> here, <u>w</u> hat	(wa:ʔid)
(x)	<u>l</u> och (in Scottish)	(xubz)
(y)	<u>y</u> ellow	(ya:bis)
(z)	<u>z</u> oo	(za:r)
(a)	a mute (a)	(a:na:)


3li: : 3assla:ma

muḥammad : ysallmik

3li: : shnuwwa ḥwa:lik

muḥammad : la:ba:s y3ayyshik w-inti:

3li: : ilḥamdulla la:ba:s





translation

Ali : Hello.

Mohamed : Hello.

Ali : How are you ?

Mohamed : Fine , thanks .And you?

Ali : Fine.

Notes

The first two lessons deal basically with greetings in Tunisian Arabic. Most of these greetings are traditional and idiomatic and thus make little sense if translated word for word into English.

I) Vocabulary to retain.

-(3assla:ma): is the short form of the following sentence:

(ilḤamdulla 3la: issala:ma) :which literally means:"Thank Allah for your safety".(issala:ma) is "safety" in classical Arabic.

-(shnuwwa Ḥwa:lik) : is literally:"What (are) your conditions?" and it simply means:"How are you?"

-(la:ba:s) :is literally : "No evil" and actually means "not bad" or "well".

-(y3ayy<sup>sh</sup>ik) : is literally : " long life to you" and is actually one of many ways of saying : "thank you".

-(ilḤamdu:lla) : means "praise to Allah."

II) More vocabulary

-(shnuwwa ha:da:) : *What is this?*



(ha:da: sti:lu:)



(ha:da: ha:b )




(ha:da: ra:ji:l)



(ha:da: qlam )



(ha:da: kta:b)



(ha:da: shibba:k)



(ha:da: qasm)




(ha:di: da:r)



(ha:di: mra:)



(ha:di: warqa)



(ha:di: Ta:wla)



(ha:di: karra:sa)

-(ahlan wasahlan) : *Hello.*

-ba:rakalla:hu: fi:k): *Thank you.*

-(aʕsant) : *Thank you.*

-(kilma/kilma:t) : *a word / words*

-(dars/dru:s) : *a lesson / lessons*

-3dad / a3da:d) : *a number / numbers*

-(min fadhlik) : *please.*

ord

lah

c.

?"

ad"

lly

- (3a:wid) : repeat (imperative singular)
- (3a:wdu:) : repeat (imperative plural)
- (qu:l) : say (imperative singular)
- (qu:lu:) : say (imperative plural)
- (iktib) : write (imperative singular)
- (ikthu:) : write (imperative plural)
- (in3am) : yes.
- (la:) : No.

-----

The numbers from 0 to 10.

- (Sfir) : 0
- (wa:wid) : 1
- (thni:n) : 2
- (thla:tha) : 3
- (arb3a) : 4
- (xamsa) : 5
- (sitta) : 6
- (sab3a) : 7
- (thmanyā) : 8
- (tis3a) : 9
- (3ashra) : 10

-----

Exercises:

1-Translate.

- (qu:l 3dad) : .....
- (3a:wid ilkilma min fadhlik) : ..1.1.....

- ( ha:ða: kta:b wa:ʔid) : .....
- (shnuwwa ha:ða:) : .....
- (qu:l ʒassla:ma) : .....

- 2- Ask your friend to perform three different activities using:
- (ʒa:wid) . .....
  - (qu:l) : .....
  - ( iktib) : .....

III) Pronunciation

The sound (h) is the same as "h" in "heat" and "hope"  
 (ʔ) is a sound made by tightening the throat and pressing the back of the tongue while raising the larynx.

practice these words:


(h) sound

- (ha:t)
- (ha:k)
- (hindi:)
- (ba:hi:)
- (ha:rib)
- (karhba)

(ʔ) sound

- (ʔuTT)                      -(iʔsib)
- (ʔa:nu:t)                 -(iʔlib)
- (ʔabb)                     -(iʔrib)
- (ilʔamdu:l)              -(iʔbi:)
- (ʔa:ja)                    -aʔla:)
- (aʔsant)                 -(aʔsin)
- (ʔill)                      -(ʔiss)
- (ʔa:wil)                  -(ʔa:sib)
- ʔadd)                     -ʔalwa)
- (ʔayawa:n)              -(ʔsan )
- (aʔraʔ)                    -(arbaʔ)
- (ajraʔ)                    -(anbaʔ)

sunya : Sba:ŋ ilxi:r  
ja:k : nha:rik zi:n shnuwwa ŋwa:lik  
sunya : la: ba:s y3ayyshik  
ja:k : a:na: ismi: ja:k w-inti: shismik  
sunya : ismi: sunya  
ja:k : inti: fransawiyya  
sunya : la: a:na: tu:nsiyya  
ja:k : a:na: a:ma:ri:ka:ni:  
sunya : nitsharrif.



Translation.

- 2-
- Sunya : Good morning.  
Jack : Good morning. How are you?  
Sunya : fine, thanks.  
Jack : My name is Jack, and you, what's your name?  
Sunya : My name is Sunya.  
Jack : Are you French?  
Sunya : No, I'm Tunisian.  
Jack : Glad to meet you. I'm American.  
Sunya : Glad to meet you.
- 

I) Vocabulary to retain.

- (Sba:ħ ilxi:r) : Literally, this expression means "Morning of the good". It actually means " Good morning".  
-(nha:rik zi:n) : literally this can be translated by "Your day (is) beautiful". It actually means : " Good morning." It is often used as a response to (Sba:ħ ilxi:r) . (Sba:ħ ilxi:r) can be used in the response also.  
-(nitsharrif) : is literally "I'm honored".  
-(a:na: tu:nsiyya) : is literally : "I Tunisian" since there is no equivalent of the present tense of "be" in Arabic.
- 

II) More useful vocabulary.

- (billa:hi:) : please.  
-(bissla:ma) : good-bye

- (TaSbaḥ 3la: xi:r) : good night.
- (fi: la:ma:n) : good-bye.
- (tu:nsi: / tu:nsiyya / twa:nsa) : Tunisian (masculine singular/fem/pl)
- (a:ma:ri:ka:ni:/ a:ma:ri:ka:niyya/ a:ma:ri:ka:n) : American. (masc. sing./fem. sing. / plural)
- (fransa:wi: / fransa:wiiyya/ fransi:s) : French (in the three above mentioned forms)

III) Grammar

Point -1-

The subject pronouns

<u>Arabic</u>	<u>English</u>
a:na:	I
inti:	You
huwwa	He
hiyya	She
aḥna:	We
intu:ma:	You
hu:ma:	They

Notes

-Subject pronouns are not used as freely in Arabic as in English since the verb in Arabic indicates the doer. i.e: (nitsharrif): "I'm honored". There is no need to say: (a:na: nitsharrif). This would simply be repeating the subject.

15

-When subject pronouns are used with the verb, it is to convey emphasis : i.e. : (inti: tḥibb timshi:) : "Is it you that wants to go?"

- Subject pronouns are used in sentences where you normally find the verb "be" in English since Arabic has no real equivalent of this verb and without the pronoun there could be no sentence. i.e. (inti: fransawiyya) : "Are you French?". Literally translated this sentence would be " You French?"
- A distinction is made in Arabic between "You" singular:(inti:) and "You" plural (intu:ma:).

-----

Oral exercises

1- Transformation.

Teacher: (sunya tu:nsiyya) -(hiyya)

Student: (hiyya tu:nsiyya)

Teacher:(3li: tu:nsi:)-(huwwa)

Student:.....

-(muḥammad w-3li: twa:nsa) -(hu:ma:)

-(fa:Tma tu:nsiyya) -(hiyya)

-(ja:k a:ma:ri:ka:ni:) -(huwwa)

-(inti: w-a:na: a:ma:ri:ka:n) -(aḥna:)

-(fa:Tma w-sunya twa:nsa) -(hu:ma:)

2- Replace the subject by the corresponding subject pronoun.

-Teacher:(sunya tu:nsiyya)

-Student:(hiyya tu:nsiyya)

-3li: tu:nsi:

-su:zi: fransawiyya

-ja:k a:ma:ri:ka:ni:

**BEST COPY AVAILABLE**

r/fem/pl  
(masc

above

n English

f): "I'm

uld

convey

's to go?"



-3li: w-fa:Tma twa:nsa  
 -linda w-ka:thi: a:ma:ri:ka:n  
 -#bi:ba tu:nsiyya  
 -mu#ammad tu:nsi:  
 -a:na: w-inti: a:ma:ri:ka:n.

3- Give a negative answer and replace the subject by the corresponding subject pronoun as in the following example:

-Teacher: (ja:k tu:nsi:)  
 -Student: (la: huwwa a:ma:ri:ka:ni:)  
 -(sunya fransawiyya)  
 -(3li: a:ma:ri:ka:ni:)  
 -(inti: angli:ziyya)  
 -intu:ma: twa:nsa)  
 -linda tu:nsiyya)  
 -(3li: w-fat#i: fransi:s)  
 -(a:na: a:ma:ri:ka:ni:)  
 -inti: tu:nsi:)

-----  
Point -2-: The numbers from 11-to 20

-(#da:sh) : 11  
 -(thna:sh) : 12  
 -(thluTTa:sh): 13  
 -(arba3Ta:sh): 14  
 -(xmasTa:sh) : 15  
 -(SuTTa:sh) : 16  
 -(sba3Ta:sh) : 17

-(thmanTa:sh) : 18

-(tsa3Ta:sh) : 19

-(3ishri:n) : 20

- The number 1 is generally not used with a single object unless we want to emphasize that there is one of those objects. (Note the placement of the word :(wa:Kid). It comes after the noun).

-(kta:b) : a book.

-(kta:b wa:Kid): one book .

-For the number 2, we usually use the dual form of the noun (see unit -10-) or (zu:z) which comes BEFORE the PLURAL noun:

-(zu:z ktub) : Two books

-(kta:bi:n) : Two books (using the dual form)

-From 3 to 10, we use the number followed by the plural of the noun.

-(3andi: xamsa ktub) : I have five books.

-From 11 to 19 we use the number to which we add the sound (n) followed by the noun in the singular.

-(hda:sh -n- kta:b) : Eleven books.

-----  
Now study the following table of singular and plural nouns.

<u>Singular</u>	<u>plural</u>	<u>Translation.</u>
kta:b	ktub	book/ books
qlam	qamma:t	pencil/ pencils

by the

2:

<u>singular</u>	<u>plural</u>	<u>translation</u>
sti:lu:	sti:lu:wa:t	Pen / pens
ba:b	bi:ba:n	door / doors
<u>shibba:k</u>	<u>shba:bik</u>	window / windows
qasm	aqsa:m	classroom / classrooms
Ta:wla	Twa:wil	table / tables
karra:sa	kra:ris	notebook / notebooks
warqa	awra:q	paper / papers
ra:jil	rja:l	man / men
mra:	nsa:	woman / women
mu3allim	mu3allmi:n	teacher / teachers
tilmi:4	tla:m4a	student / students

-----

Exercises

(note: (3andi) : I have)

1- Substitution (oral)

- 3andi: kta:b
- .....zu:z ktub
- .....4 ktub
- .....11 kta:b
- .....14 kta:b
- .....9 ktub
- .....13 ktub
- .....8 ktub
- .....19 kta:b
- .....10 ktub
- .....3 ktub.

19

2- Substitution and transformation (oral)

(note: (a3Ti:ni:) : Give me)

- a3Ti:ni: kta:b wa:Kid.
- zu:z ktub.
- xamsa.....
- 3andi: .....
- thna:sh .....
- zu:z .....
- SuTTa:sh .....
- 3ishri:n .....
- a3Ti:ni: .....
- kta:b wa:Kid .....

3- Completion

complete the sentences using the singular or plural form of the noun given in parentheses.

Example: 3andi: zu:z (kta:b)

3andi: zu:z ktub.

- 3andi: zu:z (qlam) .....
- 3andi: thla:tha (sti:lu: ).....
- 3andi: thna:sh -n- (karra:sa) .....
- 3andi: tis3a (ba:b) .....
- a3Ti:ni: arba3Ta:sh -n- (warqa) .....
- a3Ti:ni: xamsa (Ta:wla) .....
- 3andi: 3ishri:n (qasm) .....
- 3andi: thmanTa:sh (tilmi:ð).....
- 3andi: thmanya (kta:b) .....

IV) Pronunciation:

- The sound (r) is like the Spanish "r", rolled with the tongue.
- The sound (gh) is like the French "r", gargled in the throat.

- The sound (3) is a new sound for Americans. It is a glottal sound close to the standard English "a" when it is emphasized.

Repetition drills

(3) 3a:m - 3a:d - 3u:d - 3a:f - 3i:d - 3arbi: - 3li:  
3assla:ma - 3i:n - 3nib - ba3li: - 3irs - 3allu:sh  
ba:3 - ma3mil - ma3lif - fi3l - al3ib - a3Ti: -

(r) ra:jil - ra3ma - ra:s - raqba - rai:s - barra - barsha  
marra - murra - bikri: - ijri: - shorba - ba:rid - arb3a  
3arsh -

(gh) gha:li: - gha:ba - ghni: - gha:liT - ghirba:l - ghalla  
ghush - bghal - maghrib - bala:gh - ghla:f - yaghli:

-----

V) Communication activities

1-Complete the following dialogue.

A- 3assla:ma

B- .....

A- shnuwwa 3wa:lik

B- .....

A- ismi: ..... w-inti: .....

B- ismi: .....

A- inti: tu:nsi:

B-.....

A- nitsharri:f.

2- question and answer

-Answer the following questions.

-shismik

-inti: tu:nsi:

-a:na: a:ma:ri:ka:ni:

-hu:ma: twa:nsa

-intu:ma: twa:nsa

-hiyya fransawiyya

---

ed.

3a

ilflu:s

muḥammid : 3andikshi: Sart xamsa di:na:ra:t  
3li: : la: ma: 3andi:sh  
muḥammia : mma:la qadda:sh 3andik  
3li: : 3andi: di:na:r bark  
muḥammid : tnaijim tsallifni: xamsa mya:  
3li: : ba:hi: itfadhdhil ha:y ka:dTa b-xamsa mya:  
muḥammid : ba:rakalla:hu: fi:k  
3li: : min ghi:r mziyya



20

611763  $\frac{1}{1}$

البنك المركزي التونسي

مؤسسة تشيكية تابعة للقطاع المصرفي بموجب قانون الامتداد

عشرون ديناراً

عليه عاتقك

عليه عاتقك



1960-10-15



SPECIMEN

913101  $\frac{1}{10}$

البنك المركزي التونسي

مؤسسة تشيكية تابعة للقطاع المصرفي بموجب قانون الامتداد

عشرة دنانير

عليه عاتقك

1973-10-15 913101



140021  $\frac{1}{5}$

البنك المركزي التونسي

مؤسسة تشيكية تابعة للقطاع المصرفي بموجب قانون الامتداد

خمس دنانير

عليه عاتقك

140021



513802  $\frac{1}{12}$

البنك المركزي التونسي

مؤسسة تشيكية تابعة للقطاع المصرفي بموجب قانون الامتداد

نصف دينار

عليه عاتقك

1973-10-15  $\frac{1}{12}$  513802





Translation

Money

- Mohamed : Do you have change for five Dinars?  
Ali : No, I don't.  
Mohamed : How much money do you have then?  
Ali : I have a Dinar only.  
Mohamed : Can you lend me five hundred Millimes?  
Ali : O.K. Here is a five-hundred-Millime bill.  
Mohamed : Thank you.  
Ali : You're welcome.
- 

1) Vocabulary to retain.

a) Verbs:

- (Sand) : have ( see grammar point 2)  
(najjim): be able to, can , manage  
(sallif): lend

b) Nouns:

- (Sarf) : Change  
(di:na:r / di:na:ra:t): One Dinar/ Dinars  
(flu:s) : Money  
(ka:rTa) : Bill of money . (bya:sa): coin

c) Other expressions

- (qadda:sh) : Question word meaning: "How much" or

"how many"

- (b-qadda:sh): Question word meaning "How much" (price)  
the (b-) sound is kept in the answer to introduce  
the price or the value of something as in (b-di:na)
- (itfadhdhil): is an all-purpose polite command used in several  
situations: to invite someone in, to offer someone  
something or to invite someone to do something.  
(itfadhdhil) is the command form in the singular  
(itfadhdhlu:) is the command form in the plural  
(when addressing more than one person)
- (min ghi:r mziyya): this is literally "without a favor" and  
actually means "not at all" in response to :  
(ba:rakalla:hu: fi:k)
- 

II) More useful vocabulary.

The numbers from 21 to 100

-wa:Mid w-3ishri:n	:	21	- sitti:n	:	60
-thni:n w-3ishri:n	:	22	-sab3i:n	:	70
-thla:tha w-3ishri:n	:	23	-thma:ni:n	:	80
-arb3a w-3ishri:n	:	24	-tis3i:n	:	90
-xamsa w-3ishri:n	:	25	-mya:	:	100
-sitta w-3ishri:n	:	26			
-sab3a w-3ishri:n	:	27			
-thmanya w-3ishri:n	:	28			
-tis3a w-3ishri:n	:	29			
-thla:thi:n	:	30			
-arb3i:n	:	40			
-xamsi:n	:	50			

roduce  
-di:nar)  
veral  
someone  
ing.  
gular  
ial

-From 20 to 99 you use the number and the singular form of nouns.  
example: (wa:hid w-sitti:n sti:lu:) : "Sixty-one pens".  
-with the number 100, the sound (t) is added between the number  
and the singular noun.

Exercises.

1- Ask a question with the noun given, then give the  
answer using the number given.

Example: flu:s / zu:z di:na:ra:t

Q: qadda:sh 3andik flu:s

A: 3andi: zu:z di:na:ra:t

-ktub / 20 kta:b Q: .....

A: .....

-bi:ba:n/ ba:b 1 Q: .....

A: .....

-wraq / 50 warqa Q: .....

A: .....

-Twa:wil/ 10 Twa:wil Q: .....

A: .....

-kra:si:/ 33 kursi: Q: .....

A: .....

-sti:lu:wat/ 79 sti:lu: Q: .....

A: .....

2- complete the questions with the amounts given, then  
answer in the negative as in the example below:

-xamsa mya: Q: tnajjim tsallifni: xamsa mya:

A: la: ma: 3andi:sh xamsa mya:

- 10 di:na:ra:t Q: .....  
 A: .....
- 50 di:na:r Q: .....  
 A: .....
- 100 di:na:r Q: .....  
 A: .....
- 6 ktub Q: .....  
 A: .....
- 11 sti:lu: Q: .....  
 A: .....
- 18 di:na:r Q: .....  
 A: .....

III) Grammar

Point -1-

The demonstrative

<u>Arabic</u>	<u>English</u>	<u>Examples</u>
ha:ða:	"This" (sing. masc)	(ha:ða: kta:b): this is a book
ha:ði:	"This" (sing. fem)	(ha:ði: Ta:wla): This is a table.
ha:ðu:ma:	"These" (plural)	(ha:ðu:ma: kra:si:): These are chairs
ha:ða:ka	"That" (sing. masc)	(ha:ða:ka ra:jil) : That is a man
ha:ði:ka	"That" (sing. fem)	(ha:ði:ka mra:) : That is a <div style="text-align: right;">woman</div>
ha:ðu:kum	"Those" (plural)	( ha:ðu:kum nsa:) : Those are <div style="text-align: right;">women.</div>

Note:

Most feminine nouns in Arabic and with the sound (a). Examples:  
(Ta:wla) : a table  
(warqa) : a sheet of paper  
(karra:sa): a notebook

Study the following list of feminine and masculine nouns and their corresponding plural forms.

Masculine singular

Plural

Translation

ba:b	bi:ba:n	door / doors
<u>shibba:k</u>	<u>shba:bik</u>	window / windows
qasm	aqsa:m	classroom/ classrooms
bi:ru:	bi:ru:wa:t	office / offices
kursi:	kra:si:	chair / chairs
kta:b	ktub	book / books
maktib	mka:tib	school/ schools
qlam	qlamma:t	pencil/ pencils
ra:jil	rja:l	man / men
tilmi:ð	tla:mða	student / students
usta:ð	asa:tða	teacher/ teachers

Feminine singular

Plural

Translation

Ta:wla	Twa:wil	Table / Tables
warqa	awra:q	paper / papers
mra:	nsa:	woman / women
karhba	kra:hib	car / cars
munga:la	mna:gil	watch / watches
ka:rTa	kwa:riT	bill / bills (money)

book

table.

are chair:

, a man

, a

woman

are

men.

Feminine singular

Plural

Translation

bya:sa

bya:sa:t

coin / coins

sa:bu:ra

sa:bu:ra:t

blackboard/ blackboards

shi:fu:na

shi:fu:na:t

sponge / sponges

kilma

kilma:t

word / words

taSwi:ra

tSa:wir

picture / pictures

da:r

dya:r

house / houses

bi:t

byu:t

room / rooms




bla:d

hilda:n

country/ countries or  
town / towns

Exercises:

1- Give the name of the item in each picture and use the proper demonstrative.

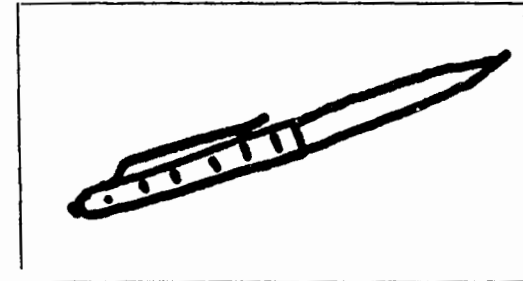

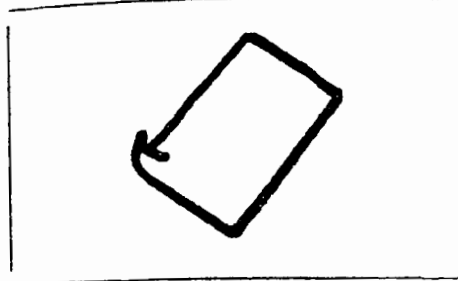



boards

es

es or

d use



2- Complete the following sentences using

a) ha:ða: ha:ði: ha:ðu:ma:

b) ha:ða:ka ha:ði:ka ha:ðu:kum

- ..... ba:b .....ba:b
- .....shibba:k .....shibba:k
- .....warqa .....warqa
- .....qasm .....qasm
- .....mra: .....mra:
- .....nsa: .....nsa:

Handwritten Arabic text: كتاب

3- Use the six different forms of the demonstrative (ha:ða: / ha:ði: / ha:ðu:ma / ha:ða:ka / ha:ði:ka / ha:ðu:kum) as you show things or people around you.

Point 2

(3and) : have

Below is the conjugation of the verb (3and) in the present tense and in the three forms : Question form; affirmative form and negative form.

subject pronouns	Negative Form			
	Question form			
	Affirmative Form			
a:na:	ma:	3and	i:	<u>sh</u> (i:)
inti:	ma:	3and	ik	<u>sh</u> (i:)
huwwa	ma:	3and	u:	<u>sh</u> (i:)
hiyya	ma:	3and	ha:	<u>sh</u> (i:)
aħna:	ma:	3and	na:	<u>sh</u> (i:)
intu:ma:	ma:	3and	kum	<u>sh</u> (i:)
hu:ma:	ma:	3and	hum	<u>sh</u> (i:)





3- Answer the following questions.

- inti: 3andikshi: da:r .....
- inti: 3andikshi: mya:-t- du:la:r .....
- a~~h~~na: 3andna:shi: ktub 3arbi: .....
- intu:ma: 3andkumshi: sti:lu:wa:t .....
- ilkarhba 3andha:shi: arb3a bi:ba:n .....
- ilqasm 3andu:shi: zu:z shba:bik .....
- ijjirbi: 3andu:shi: Sarf .....

-----

IV) Communication activities

1- Translate :

- Ali : Do you have any money?  
Jack : Yes, I have five Dinars.  
Ali : Only five! How much can you lend me?  
Jack : I can lend you one Dinar.  
Ali : Thank you.  
Jack : Not at all.

- 2- Turn the following dialogue to
- a) the third person sing. ma
  - b) the third person sing. fem.
  - c) second person plural

- A- 3andikshi: Sarf di:na:r  
B- la: ma: 3andi:sh  
A- mma:la qadda:sh 3andik  
B- 3andi: xamsa mya: bark.

- a) Third person singular masculine      b) Third person singular fem.  
A- .....      A- .....

B-.....

B-.....

A-.....

A-.....

B-.....

B-.....

c) Second person plural

A-.....

B-.....

A-.....

B-.....

3- Try to find the prices of the following items:

-ku:ka : coke

-qahwa : a cup of coffee

-xubza : a loaf of bread

-ka3ba yughurT : one yughurt

-ha:ku: swa:gir : a pack of cigarettes

-wqi:da : a box of matches

-sti:lu: : a pen

-ki:lu: sukkur : (one kilo of sugar)

-karra:sa : a notebook.

Remember to practice the question with your teacher:

-b-qadda:sh il-ku:ka .

-b-qadda:sh il-.....

sing. masc

sing. fem.

ural

ular fem.

ja:k : sa:maʔni: min fadhlik  
ra:jil: itfadhdhil  
ja:k : wi:n ja:t ilbu:STa  
ra:jil: fi: sha:ra3 lundra  
ja:k : wi:n ja: sha:ra3 lundra  
ra:jil: ʔaʔda ilmarshi: wra: ilqahwa  
ja:k : qri:b walla b3i:d min hu:ni:  
ra:jil: imshi: taqri:b thmanyā mya:t mi:tru:  
w- ba3d du:r 3allimi:n  
ja:k : ba:rakalla:hu: fi:k  
ra:jil: min ghi:r mziyya



Translation

-4-

Jack : Excuse me please.

A man : Yes?

Jack : Where's the post office?

The man: It's on London Avenue.

Jack : Where's London Avenue?

The man: It's near the market, behind the café.

Jack : Is it near or far from here?

The man: Walk about 800 meters, then turn right.

Jack : Thank you.

The man: You're welcome.

-----

1) Vocabulary to retain

a) verbs

(sa:maħ) : Excuse . (sa:maħni:) : Excuse me.

(ja:) : Past infinitive of "come" which is also the verb "come" conjugated in the past tense with the third person singular masculine. (huwwa ja:): "He came"

(ja:t) : The verb " come" conjugated in the past tense with the third person singular feminine :(hiyya ja:t).

(wi:n ja:): or (wi:n ja:t) is literally "Where came" and actually means "Where is..."

(imshi:) : "Walk" order form and present infinitive form.

(du:r) : "Turn": order form and present infinitive form.

POSTE

b) Nouns

(ra:ji:l) : "A man"(rja:l) : "Men".

(ilbu:STa): (il) : The definite article : "the" + (bu:STa): "post office".

(sha:ra3) : "Avenue". (shwa:ri3) : "Avenues".

(nuskin fi: sha:ra3 ba:ri:z) : "I live on Paris Avenue the actual meaning of (fi:) is "in".

(lundra) : "London".

(marshi:) : "Market" (masc. sing). It comes from the word "Marché" in French.

(qahwa) : "café". (fem. sing). It can also mean "coffee".

(mi:tru:) : "Meter" (masc. sing.); (mi:truwa:t) : "Meters".

(3allimi:n) : is a combination of the preposition (3la:) which means "on" or "to", and (limi:n) which means "right

(3alliSa:r) : "On" or "to the left".

c) Adjectives.

The adjectives in Arabic follow the nouns they modify in gender and number. Thus each adjective should have three forms:

(qri:b) : "near" (masc. sing). (qri:ba): fem. sing. (qra:b): plural.

(b3i:d) : "far" (masc. sing.) (b3i:da): fem. sing. (b3a:d): plural.

d) Other expressions

(min fadhlik) : "Please". Used when addressing one person.

(min fdhalkum) is used when addressing more than one.

(ba3da) : "near" or "next to".

(wra:) : "behind".

(walla) : "or" 38

Exercises.

1- Substitution .

- ilbu:STa qri:ba min hu:ni:
- ilqahwa
- ilqahwa qri:ba min hu:ni:
- idda:r.....
- lundra.....
- tu:nis .....
- fa:Tma .....
- su:sa .....
- ru:ma .....
- ilbu:STa .....

2- Substitution (Oral)

- wi:n ja:t ilbu:STa
- idda:r
- wi:n ja:t idda:r
- .....ilqahwa
- .....lundra
- .....tu:nis
- .....ilkarhba
- .....su:sa
- .....ilbu:STa

3- Use the following expressions to fill in the blanks:

- (sha:ra3) ; (b3i:da) ; (qri:ba) ; (min fadhlik) ; (ja:t) ; (baħda)
- sallifni: di:na:r .....
  - aħna: .....ilmaktib
  - wi:n .....wa:shintun.
  - binzart .....min tu:nis

a): "post

is Avenue

ord

ee".

rs".

) which

ns "right"

odify in

ee forms:

:plura<sup>p</sup>.

:plural.



1.

ore than

-a:na: .....iTta:wla  
 -famma barsha kra:hib fi: .....laħbi:b bu:rgi:ba .  
 -a:ma:ri:kya .....min hu:ni:

III) More useful vocabulary

Look at these pictures



a) Nouns:

- (xa:ri:Ta) : "Map" (fem. sing). (xara:yıT) : "Maps" (plural)  
 (mħaTTa) : "Station". (fem. sing). (mħaTTa:T) : "Stations" (pl)  
 (mħaTTit ilka:r) : "The bus station". (mħaTTit ittri:nu:) : "The tra-  
 station".  
 (ilmaTa:r) : "the airport". (masc. sing.)  
 (ilħa:nu:t) : "The shop"  
 (ilba:nka) : "the bank"  
 (issi:ni:ma) : "The cinema".  
 (lpi:si:n) : "The swimming pool" (French)  
 (idda:r) : "The house"  
 (irrastu:tan) : "The restaurant"  
 (nahj) : "street".  
 (bla:d/ bilda:n) : "Country/ countries" " or "Town/ towns".

b) Verbs

- (a:qif) : "Stop" or "Stand up". Order form and present inf.  
 (a:qfu:) : "Stop" or "Stand up" Order form for the plural.



-(uxruj/ uxrju:) : "go out". order form in the singular and the plural

-(udxul/ udxlu:) : "Go in" . Order form in the sing. and the plural

-(ishri:/ishri:w): "Buy".

c) Other expressions.

(fu:q) : "On" or "Over".

(taht) : "Under".

(bijwab) : "beside", "by"; or "next to".

(Tu:l Tu:l): "Straight ahead"


(ma: bi:n ) : "Between".

(mqa: bil ) : "in front of"

(ki:fa:sh nimshi: lil-bu:STa) : "How do I get to the post office"

Exercises

1- Look at the picture and make as many sentences as possible while using the above studied expressions.



BEST COPY AVAILABLE -33-

(plural)  
tions" (pl)  
:"The train

resent in  
ie plural.

2- Use: (bijnaḅ) ; (baḥḍa:) ; (wra:); (mqa: bil); (taḥt) ; (3la:);  
(fi:) to answer the questions.

- wi:n ja: ilmaktib : .....
- wi:n ja:t da:r su:zin : .....
- wi:n ja: ilḥa:nu:t : .....
- wi:n ilkta:b : .....
- wi:n da:vi:d : .....
- wi:n ilkursi: : .....
- wi:n aḥna: : .....

3- Complete the following sentences using the proper words.

- imshi: .....
- a:qif .....ilba:b
- udxul fi: il.....
- ishri: ku:ka .....ilḥa:nu:t
- du:r 3al ..... w-ba3d imshi: taqri:b .....
- mi:tru:
- a:na: wra: ..... w-baḥḍa: .....w-mqa: bil .....

4- Translate into English

- A- sa:maḥni: min fadhlik
- B- itfadhdhil
- A- ki:fa:sh nnajjim nimshi: limḥaTTiT ilka:r
- B- imshi: Tu:l Tu:l taqri:b ki:lu:ma:tir w-ba3d du:r 3alliSa:r
- mḥaTTiT ilka:r fi: sha:ra3 ilha:di: sha:kir
- A- ba:rakallahu: fi:k
- B- min ghi:r mziyya.

IV) Grammar.

Point -1- : The Gender

In Arabic, persons, animals or things are either MASCULINE or FEMININE.

Examples:

- (usta:ð) : "teacher" (masculine). (usta:ða) : (feminine)
- (qaTTu:s) : "cat" (masculine). (qaTTu:sa) : (feminine)
- (kursi:) : "chair" (masculine)
- (Ta:wla) : "table" (feminine)

Notes :

a) The parts of the body that are double are feminine

- i.e. -(wðin) : "ear"                      -(yid) : "hand"
- (ði:n) : "eye"                      -(sa:q) : "foot"

b) the names of towns and countries are feminine

- i.e. -(tu:nis kbi:ra) : "Tunis is big"
- (Ta:lya qri:ba) : "Italy is close"

c) Generally, all nouns ending in (a) are feminine ; such as:

- (ka:rTa) ; (karra:sa) ; (karhba) ; (qahwa) ; (Ta:wla)

d) The following are among the few nouns that are feminine but end with a consonant

- (da:r) : "house"
- (hi:t) : "room"
- (bla:d) : "town" or "country"

e) In Arabic, adjectives are not neutral like in English, but they follow the nouns they modify in gender and number.

Study the following list of adjectives in their singular masculine and singular feminine forms.

<u>Masculine singular</u>	<u>Feminine singular</u>	<u>Translation</u>
-(b3i:d)	-(b3i:da)	far
-qri:b)	-(qri:ba)	near
-(kbi:r)	-(kbi:ra)	big/large
-(sghi:r)	-(sghi:ra)	small/ little
-(ba:rid)	-(ba:rda)	cold
-(sxu:n)	-(sxu:na)	hot
-(ba:hi:)	-(ba:hya)	good

Exercises

1- Make two separate lists out of these nouns: one for the masculine and the other for the feminine.

(kursi: ) ;(ra:ji:l);(Ta:wla);( qarqa);(qahwa);(ama:ri:ka:ni:);  
 (tu:nsiyya);(ja:ri:da);(qlam);(Ha:nu:t);(jarda);(sha:ra3);(warda)  
 (sa:bu:ra);(ku:ka);(kilma); da:r);qasm);(bHar);(hi:t);(Harf);  
 (ba:b).

Feminine nouns

Masculine nouns

2- Put the adjectives given in their correct forms.

- ha:ða: ra:jil -(kbi:r) .....
- ha:ði: mra:(sghī:r) .....
- ishri: qahwa -(sxu:n) .....
- famma ku:ka (ba:rid) .....
- tu:nis bla:d (sghī:r) .....
- a:ma:ri:kya bla:d (kbi:r) .....
- ilkursi: (qri:b) .....min iTTa:wla
- iTta:wla (b3i:d) .....min hu:ni:
- ilusta:ð (ba:hi:) .....ya:sir.

-----

Point-2- The imperative form.

There are two forms for the imperative or command form of verbs in Arabic. One form corresponds to the second person singular (inti:) and the other to the second person plural (intu:ma:).

The imperative singular corresponds to the stem (or root) of the verb used to conjugate the present tense (see next unit).

-Examples: (imshi:) : "go" or "walk"

(du:r) : "turn".

The imperative plural is formed by adding (w) to the verbs ending with a vowel and (u:) to those ending with a consonant.

-Examples : (imshi:) : singular (imshi:w) : plural

(du:r) : singular, (du:ru:) : plural

-----

Exercises:

1- Change to the plural

-itfadhdhil : .....

- imshi: Tu:l Tu:l .....
- du:r 3allimi:n .....
- Sarrif xamsa di:na:ra:t. ....
- i:ja: ilhu:ni: .....
- 3a:wid ilkilma .....
- iktib iddars .....
- a3Ti: ilkta:b l-sunya .....

2- Translate into Arabic

- Go to the post office . ....
- Repeat the lesson .....
- Make change for one Dinar .....
- Come in and stand by the door .....
- Turn right then left. ....
- Walk straight ahead. ....

V) Communication activities :

1) The students act the parts of three people: one is Tunisian who speaks no English, another a Tunisian who speaks English and the third an American who speaks no Arabic. The American asks for directions, the Tunisian who speaks no English gives them and the other Tunisian translates both questions and answers.

2- Give directions to your friend so that (s)he can get to your house.

3- Teacher draws a map of the town with names of the streets and places familiar to students. Students are asked to give directions to get to get to these places with the school as starting point.

## Introduction to Arabic Script

The Tunisian dialect is a spoken language. Therefore, it is not often found written in books, magazines, newspapers etc... Tunisians are not formally taught to write or speak it. In most cases we find publications available only in classical Arabic. It is possible, however, to write any Arabic dialect in Arabic script, giving a clearer sense to the words and their meanings when they change according to prefixes or suffixes. You may find it more interesting to understand Arabic -any Arabic- when it is written in script form, though for pronunciation and speed in learning, the phonetics may continue to be more helpful.

There are five main differences between English script and Arabic script. These are:

1- Arabic script is written from right to left.

2- There are two types of vowels in Arabic script:

a) short vowels which are written over or under the consonants without being linked to them. These are less important vowels and may be dropped.

b) long vowels which are linked to consonants and play a double role. In some situations they are considered consonants and in others they are vowels.

3- The shape of the letters in the Arabic alphabet changes slightly depending on its placement at the beginning, middle or end of a word.

4- There are twenty eight letters in the Arabic alphabet, 22 of them can be linked to the next letter in a word on the left. Six letters cannot be linked on the left and the word is then written in two parts: These letters are the long vowel (a:) and the following consonants: ( w ; d ; d ; r ; z ).

Tunisian

and

s for

d the

t to

treats

;

s

5- When a consonant is doubled, it is written only once and a small (w) is written over the letter.

Example: (barra:) =

In studying Arabic script we will start with the letters which present the easiest shape and the alphabet will be grouped by letters which appear alike. Try to be attentive to the differences between Arabic and English script and you will encounter fewer difficulties

---



Script

↓

L

↓

↓

↓


L

L

↓

L

Script





Translation :

The weather and the seasons

- Bill : The weather is very hot and I am very thirsty.  
Leila : It's natural. We're in summer now.  
Bill : Is it always like this in summer?  
Leila : It's usually hot in summer, the sun shines and the sky is blue.  
Bill : How does the weather become in the fall?  
Leila : It's windy in the fall and rainy sometimes.  
Bill : What about winter?  
Leila : In winter, it rains a lot and it gets really cold. In spring, however, it starts getting warmer and warmer.
- 

1) Vocabulary to retain

1- Nouns :

- (iTtaqs) : "the weather" (masc. singular noun)  
(iSSi:f) : "summer" (masc. singular noun)  
(ilxri:f) : "fall" (masc. sing. n.)  
(ishshta:) : "winter" (masc. sing. n.)  
(irrbi:3) : "spring" (masc. sing. n.)  
(iddinya) : this expression has at least three meanings:  
a) "the weather" as in (iddinya sxu:na): "the weather is hot".  
b) "life" as in (hakka:ka iddinya): "Such is life".  
c) "landscape" as in: (nitfarrij 3la: iddinya): "I'm contemplating the landscape".

(ishshams) : "The sun" (feminine singular noun)  
(issma:) : "the sky" ( fem. sing. n.)  
(irri:k) : "the wind" (masc. sing. n.)  
(ilmTar) : "the rain" (fem. sing. noun)

2- Verbs:

(ywalli:) : "it (he, she) becomes". (walli:) : "become" (stem)  
(tSubb) : "it rains" or "pours". (Subb) : "rain" or "pour".  
(tibrid) : "it gets cold". (ibrid) : "to cool off", "to become cold".  
(tusxun) : "it warms up", "it becomes warm or hot" .  
(usxun) : "to warm up" (stem of the verb)

3-Adjectives:

(sxu:n) : "hot" (masc. sing) (sxu:na/sxa:n) : (fem. sing/plural)  
(3uTsha:n) : "thirsty" (masc. sing), (3uTsha:na/ 3Ta:sha) : (fem. sing/ plural)  
(za:rqa) : "shining". It's the present participle of the verb (uzruq) : "shine".  
(Sa:fya) : "clear" or "pure". (Sa:fi:/ Sa:fi:n) : (masc. sing. and plural forms)

4- Other expressions:

(biTTbi:3a) : "Naturally". (iTtbi:3a) : "nature" (fem. sing. n)  
(di:ma:) : "always"  
(ki:f hakka) : "like this". (ki:f ki:f) : "the same"  
(fil3a:da) : is literally "in the habit". it actually means "usually". (3a;da) : "habit". ( fem. sing. n.)  
(ki:f il3a:da) : "as usual".  
(bilgda:) : "well".

(bishshwayya bishshwayya) : (bishshwayya): "slowly". When this expression is repeated twice after a conjugated verb, it implies a gradual change as in: (ikbir bishshwayya bishshwayya): "grow bigger and bigger"

(ki:fu:sh) : "how". (question word)

(la:kin) : "However, but, nevertheless, ..."

-----  
Exercises

1- Match the expressions of column A- with those in column-B-

-A-

1-issma:

2-ilmTar

3-iTTaqS

4-iddinya

5-ishshams

-B-

a-ba:rda

b-Tsubb

c-za:rqa

d-Sa:fya

e- sxu:n

2- Translate into Arabic

- We're in summer now. ....
- It rains in winter . ....
- The weather is cold in winter. ....
- The sky is blue. ....
- It's raining heavily. ....
- It's windy. ....
- What's the weather like? .....

11) More useful vocabulary

1- Nouns:

(FaSl/ fSu:l)	: "Season/ seasons"
(nha:r/ayya:m)	: " day/ days"
(li:l)	: "night"
(li:la/lya:li:)	: "one night/ nights"
(sa:3a/sa:3a:t)	: "one hour/ hours"
(shhar/ ushra)	: "month/ months"
(3a:m/ sni:n)	: "one year/ years"
(ja:nfi:)	: "January"
(fi:fri:)	: "February"
(ma:ris)	: "March"
(afri:l)	: "April"
(ma:y)	: "May"
(jwa:n)	: "June"
(jwi:lya)	: "July"
(u:t)	: "August"
(sibtambir)	: "September"
(uctu:bir)	: "October"
(nufambir)	: "November"
(di:sambir)	: "December".
(irr3ad)	: "Thunder"
(3a:Sfa)	: " a storm"
(libraq)	: "lightening"
(nisma)	: "breeze"
(ilbard)	: "cold"
(issxa:na)	: "heat"
(idhdhba:b)	: " fog"
(innadwa)	: "dew"
(issqi:3)	: "frost"
(ilgamra)	: "the moon"

this  
jugated  
(ikbir  
id bigge

in

(sħa:ba/sħa:b) : " a cloud/ clouds"

(ilhwa:) : "the air"

(nijma/nju:m) : "a star/ stars"

2-Verbs :

(unfux) : "to blow"

(itr3id) : "to shiver"

(fi:dh) : "to flood"



3-adjectives

(da:fi:/da:fy/da:fi:n) : "warm" (masc.sing/fem. sing/ plural)

(adhlim/ dhalma) : "dark" (masc.sing/fem. sing.)

Exercise

Look at the following pictures and write as many sentences as you can describing them.



1-.....

2-.....

3-.....

4-.....

5-.....

1-.....


2-.....

58-.....

4-.....

5-.....





- 1- .....
- 2- .....
- 3- .....
- 4- .....
- 5- .....

- 1- .....
- 2- .....
- 3- .....
- 4- .....
- 5- .....

III) Grammar :

The definite article .


A- In English, nouns are sometimes preceded by the particle "a" or "an" when they are in the singular form. That same particle disappears when those same nouns become plural . That particle and its absence with plural nouns symbolize the indefinite article in English.

In Arabic, the indefinite article has no symbol. Thus the absence of articles in front of nouns means that those nouns are indefinite. Accordingly, we have:

- |                     |                    |
|---------------------|--------------------|
| (karhha) : "a car"  | (kra:hib) : "cars" |
| (fikra) : "an idea" | (afka:r) : "ideas" |

rural)

senten-



E- The definite article "the" is rendered in two different ways in Tunisian Arabic, depending on the initial sound of the (singular or plural) noun. study the following tables:

Table-1-

<u>initial sound</u>	<u>Example</u>	<u>noun + definite article</u>	<u>Translation</u>
(f)	fikra	ilfikra	the idea
(m)	maktib	ilmaktib	the school
(b)	ba:b	ilba:b	the door
(x)	xari:Ta	ilxari:Ta	the map
(K)	Kal	ilKal	the solution
(gh)	ghalTa	ilghalTa	the mistake
(3)	3sal	il3sal	the honey
(k)	kta:b	ilkta:b	the book
(g)	ga:zu:za	ilga:zu:za	the soft drink
(q)	qahwa	ilqahwa	the café/coffee
(y)	yid	ilyid	the hand
(w)	warqa	ilwarqa	the sheet of p
(i)	inta:j	ilinta:j	the production
(a)	aswa:q	ilaswa:q	the souks.

According to the list above, (il) is prefixed to the noun to make it definite.

Table-2-

<u>Initial sound</u>	<u>Example</u>	<u>noun + definite article</u>	<u>Translation</u>
(d)	da:r	idda:r	the house
(T)	Ta:wla	iTTa:wla	the table
(t)	ta:y	itta:y	the tea

<u>Initial sound</u>	<u>Example</u>	<u>Noun +definite article</u>	<u>Translation</u>
(n)	na:s	inna:s	the people
(l)	la3ba	illa3ba	the game
(s)	sukkur	issukkur	the sugar
(sh)	sha:ra3	ishsha:ra3	the avenue
(S)	Su:f	iSSu:f	the wool
(r)	ra:jil	irra:jil	the man
(dh)	dhhar	idhdhhar	the back
(z)	zarbiyya	izzarbiyya	the carpet
(th)	thu:m	iththu:m	the garlic
(j)	jirbi:	ijjirbi:	the grocer
(d)	di:l	iḍdi:l	the tail

The last table shows that the nouns that begin with the mentioned sounds become definite when we add the sound (i) and double the initial sound.

Exercise.

-Add the definite article to these words.

qahwa	sukkur	nha:r
bla:d	na3na:3	mya:
ku:ka	ta:y	marshi:
fanTa	su:q	shams
gamra	shibba:k	mḥaTTa
ma:	dabbu:za	ka:r
kta:h	Sarf	mu:nu:pri:
flu:s	di:na:r	mziyya
qlam	maktib	qasm

1V) Communication activities

1- Question and answer

1-ki:fa:sh iTTaqS tawwa

2-iTTaqS fi: a:ma:ri:kya ki:f hakka

3-ba:hi: iTTaqS ha:ða: walla la:

4-tnajjim taqra bilgda: fi: issxa:na

5-shnuwwa ishshhar ha:ða:

2- Complete the following table

<u>(ilfSu:l)</u>	<u>(ilushhra)</u>	<u>(ilayya:m)</u>
<u>ishshhta:</u>	.....	31 yu:m
	.....	.....
	ma:ris	31 yu:m
irrbil:3	afri:l	30 yu:m
	.....	.....
	.....	.....
iSSi:f	.....	.....
	.....	.....
	.....	.....
ilxri:f	.....	.....
	.....	.....
	.....	.....



Script:



3  
1  
2



ilmashru:ba:t

3li: : a:sh ta3mil ya: Sa:laK

Sa:laK : Matta shay

3li: : hayya nimshi:w lilqahwa w-nushrbu: Ka:ja m3a:  
b3adhna:

Sa:laK : fikra ba:hya

filqahwa

ilqahwa:ji: : itfadhdhlu: a:sh tushrbu:

3li: : a:na: ma:dabiyya 3la: ga:zu:za ba:rda

Sa:laK : a:na: ji:bli: qahwa kaKla w-ka:s ma:

ilqahwa:ji: : Ka:dhir


ba3d shwayya

3li: : itfadhdhil ; ha:y xamsa a:la:f xu:d Maq ilku:ka  
w-rajji3 ilba:qi:

ilqahwa:ji: : ma: 3andi:sh Sarf

Sa:liK : ma: ysa:lish taw nxalliS 3li:k

3li: : ba:rakallahu: fi:k.







(ga:zu:za/ ga:zu:za:t)	:	"a soft drink/ soft drinks".
(ku:ka)	:	"Coke".
(ka:s / ki:sa:n)	:	" a glass/ glasses"
(ma:)	:	" water"
(Maq)	:	"price"
(ilba:qi:)	:	" the change"
(Sarf)	:	" change of...."

b) verbs

(nimshi:w)	:	(imshi:) is the stem of the verb which means "walk" or "go" and which is conjugated in the present tense with the 1st person plural (aMa: nimshi:w)
(nushrbu:)	:	(ushrub) is the stem of the verb. It means "drink" It is conjugated in the present tense with the 1st person plural : (aMa nushrbu:) : "we drink".
(ji:bli:)	:	(ji:b) : "bring": command form and stem of the verb. (ji:bli:) is literally " bring to me". (-li:): indirect object pronoun: "to me".
(xu:d)	:	"take" : imperative form . The stem of this verb is different from its command form. It is (a:xud)
(rajji3)	:	"Give back", or "pay back". stem and command form of the verb.
(nxalliS)	:	(xalliS): "pay" is the stem of the verb. It is conjugated in the present tense with the 1st person singular (a:na: nxalliS ) : "I pay". (nxalliS 3li:k) : "I pay for you."

c) adjectives :

(ba:hi:/ba:hya/ba:hi:n) : "Good" or "nice".

(ba:rid/ ba:rda/ ba:rdi:n) : "cold".

(akʔil / kaʔla / kʔul) : "black"

(ʔa:dʔir/ ʔa:dʔra/ ʔa:dʔri:n): "ready" or "right away" when used  
as a response to a command.

(sxu:n / sxu:na/ sxa:n) : "hot".

d) other expressions

(mʔa: bʔadhna:) : "us together"

(mʔa: bʔadhkum) : "you together"

(mʔa: bʔadhhum) : "them together"

(taw) or (tawwa) : "Now". When followed by a verb in the present tense, it implies a future: (unpremeditated action)

(ʔatta) : a) "Even" i.e. (ʔatta davi:d ja:): "Even David came".

b) "Also" or "too". i.e.

A- (a:na: ʔuTsha:n): A- "I'm thirsty".

B-(ʔatta a:na: ʔuTsha:n): B- "Me too."

c) "until" or "to". i.e. (ʔatta l-baʔd)  
"Until later."

II) Questions on the dialogue.

1- a:sh yaʔmil Sa:laʔ

2- wi:n yʔib yimshi: ʔli:

3- shnuwwa yʔib yushrub Salaʔ

4- shku:n yxalliS

5- ʔli: ʔandu: flu:s walla la:

Exercises

1- Fill in the blanks with the following expressions:

(sxu:na) ; (tushrub) ; (qahwa) ; (ki:sa:n) ; (ji:bli:) ;  
(ba:rid) ; (nxalliS) ; (ilba:qi:) ; (m3a: b3adhkum) ; (Maq).

- 1- \_\_\_\_\_ ilqahwa mya: w-3ishri:n milli:m
- 2-ilqahwa \_\_\_\_\_ la:kin ilma: \_\_\_\_\_;
- 3-inna:s yushrbu: ilga:zu:z fi: \_\_\_\_\_.
- 4-ilqahwa:ji: 3andu: barsha \_\_\_\_\_ ma:
- 5-\_\_\_\_\_ fanTa min fadhlik
- 6-xu:ɗ di:na:r w-rajji3 \_\_\_\_\_
- 7-3a:wdu: ilkilma \_\_\_\_\_.
- 8-hiyya 3uTsha:na w-tKib \_\_\_\_\_ barsha ma:
- 9-nKib \_\_\_\_\_ 3li:k Ka:ja fi: ilqahwa.

2- Match the expressions of column -A- with those of column -B-

-A-

-B-

- |            |                |
|------------|----------------|
| 1- nimshi: | a) ba:rda      |
| 2-nushrub  | b) lilqahwa    |
| 3-nxalliS  | c) 3li:k Ka:ja |
| 4-ga:zu:za | d) qahwa       |
| 5-qahwa    | e) kaKla       |

III) More useful vocabulary


(qahwa 3arbi:) : "Turkish coffee"

(qahwa Klib) : "Coffee with milk" ( a lot of milk and very little coffee)

(qahwa shTa:r) : "Coffee with milk" (half coffee and half milk)

(qahwa ikspra:s): "coffee espresso".


Study the following pictures



(Kutt)



(Kil)



(Karrik)




(Subb)



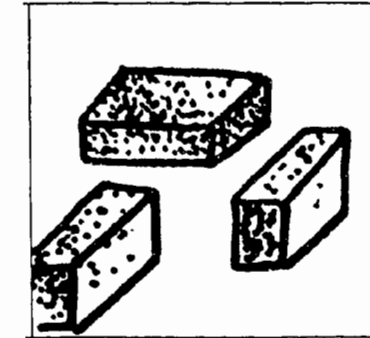
(bazzi3)



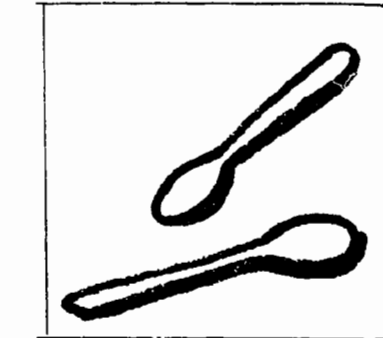
(sarbi:)




(finja:n/ fna:jl)




(Ta:ba3/ twa:bi3 sukkur)



(mgharfa/ mgha:rif)



(Tbaq/ Tbaqqa:t)



(3Si:r burdga:n)



(li:mu:na:dha)

( ta:y aḥmir )	:	" red tea "
( ta:y axdhir )	:	" green tea "
( na3na:3 )	:	" mint "
( sukkur )	:	" sugar "
( na:di: )	:	" call " ( someone at a distance )
( a3Sir )	:	" squeeze " ( oranges to make juice )
( uTl·b )	:	" order " , " ask for something " .
( qwi:/qwiyya:qwiyyi:n )	:	" strong "
( murr/ murra/murri:n )	:	" bitter "
( xfi:f/ xfi:fa/ xfa:f )	:	" light "
( Ḥlu:/Ḥluwwa/ Ḥluwwi:n )	:	" sweet "
( qa:riS/ qa:rSa/qa:rSi:n )	:	" sour "
( aqra ja:ri:da )	:	" read the newspaper "
( itkayyif duxxa:n )	:	" smoke tabac "
( itḤaddith m3a: inna:s )	:	" talk with people "
( al3ib ilka:rTa )	:	" play cards "
( al3ib iddi:mi:nu: )	:	" play dominos "
( dhayyi3 ilwaqt )	:	" waste time "
( 3addi: ilwaqt )	:	" while time away "
( itfarhid )	:	" have a nice time "
( axsir )	:	" lose "
( irbaḤ )	:	" win "

-----

More vocabulary exercises

A) Fill in the blanks with the following expressions:

( ya3ib ) ; ( ybazza3 ) ; ( ySubb ) ; ( ydhayyi3 ) ; ( na:di: ) ; ( mgharfa ) ;  
 ( ta3sir ) ; ( yḤuTT ) ; ( yḤarrik ) ; ( Twa:bi3 ) ; ( murra ) .

1-.....ilqahwa:ji: min fadhlik

2-Sa:liḤ .....barsha sukkur filqahwa la:kin bi:l yushrub  
 ilqahwa .....

- 3- Sa:liḵ yḥuTT thla:tha .....sukkur filqahwa  
 4- Sa:liḵ .....issukkur bil .....  
 5-ilqahwa:ji: .....itta:y filka:s  
 6-fa:Tma tḥibb tushrub ʕSi:r burdga:n. hiyya .....ilburdga:n  
 fi: ka:s.  
 7-Sa:liḵ yimshi: lilqahwa bish .....ilka:rTa  
 8-ʕli: yḥarrik iTTa:wla w-..... itta:y.

-B- Turn into Arabic.

- 1- David likes going to the café.  
 .....  
 2-There are many people in the café.  
 .....  
 3- He likes to talk with people and play cards.  
 .....  
 4- He wants to learn how to play "shkubba"  
 .....  
 5-John does not like to drink Turkish coffee.  
 .....

IV) Grammar :

Point-1- The present simple tense .

To form the present simple tense of verbs, certain prefixes and suffixes are added to the verb stem. The verb stem in dialectic Arabic is also the singular imperative form.

Look at the following table:

PRONOUNS	PREFIXES	STEM	PRONOUNS	PREFIXES	STEM	SUFFIXES
a:na:	n	ḥuTT	aḥna:	n	ḥuTT	u:
inti:	t	ḥuTT	intu:ma:	t	ḥuTT	u:
huwwa	y	ḥuTT	hu:ma:	y	ḥuTT	u:
hiyya	t	ḥuTT				

-The negative form of the present tense in Tunisian Arabic is expressed by adding (ma:) before the conjugated verb and (sh) or (shi:) after it.

Example: a:na: naqra: : "I study."

a:na: ma: naqra:sh (shi:) "I don't study."

-The question form is expressed either by intonation or by adding (sh) or (shi:) to the conjugated verb.

Example : (inti: timshi: m3a:na) : "You go with us?"

(inti: timshi:sh(i:) m3a:na:) : "Do you go with us?"

Look at this cumulative table :

Pronouns	The negative form				
	The question form				
	The affirmative form				
	The stem				
a:na:	ma:	n	iktib		<u>sh</u> (i:)
inti:	ma:	t	ikyib		<u>sh</u> (i:)
huwwa	ma:	y	iktib		<u>sh</u> (i:)
hiyya	ma:	t	iktib		<u>sh</u> (i:)
aKna:	ma:	n	iktb	u:	<u>sh</u> (i:)
intu:ma:	ma:	t	iktb	u:	<u>sh</u> (i:)
hu:ma:	ma:	y	iktb	u:	<u>sh</u> (i:)

#### Notes

1- In Arabic, the stem of some verbs ends in a mute consonant like (ushrub) : "to drink" while the stem of other verbs ends in a long vowel as in (imshi:) : "to go"

a) When we conjugate a monosyllabic verb ending with a mute

consonant, the final consonant is doubled when the verb is conjugated with plural subjects.

Example :

(Sub) : "to pour" .....aḥna: nSubbu:

intu:ma: tSubbu:

hu:ma: ySubbu:

b) When we conjugate a multisyllabic verb ending with a mute consonant, the last vowel is dropped with the plural subjects.

Example:

(ushrub) : "To drink"...aḥna: nushrbu:

intu:ma: tushrbu:

hu:ma: yushrbu:

c) When we conjugate a verb ending with an elongation, the suffix (u:) added to the stem with the plural subjects becomes a(w) sound.

Example:

(imshi:) : "to go /walk"...aḥna: nishi:w

intu:ma: tishi:w

hu:ma: yishi:w

2- When two verbs occur one after the other in a sentence, BOTH must be conjugated .

Example:

(a:na: nḥib nishi: lilqahwa) : "I want to go to the café." Literally this sentence can be translated as follows:  
"I want I go to the café".

3- Although the imperative singular form of verbs is usually used as the stem to which the above mentioned affixes are added to form the present simple tense, it is not the case with three common verbs:

a) (xu:ḍ): "take" is the imperative form singular;



but the stem used to conjugate this verb in the present simple tense is (a:xuḍ) .Thus we say : (a:na: na:xuḍ)

(inti: ta:xuḍ)

b)(ku:l) : "Eat" is the imperative singular form of the verb.

The conjugated stem is (a:kul) as in (a:na: na:kul)

(inti: ta:kul)

c)(i:ja:) "come" is the imperative singular form of the verb.

The conjugated stem is (ji:) as in (a:na: nji:)

(inti: tji:)

### Exercises:

#### A- Transformation

-a:na: nimshi: w-nitkallim

-inti: .....

-huwwa .....

-hiyya .....

-aḥna: .....

-intu:ma: .....

-hu:ma: .....

#### B- Conjugate the verbs in parentheses.

1- aḥna: (imshi:) .....lilmārshi: m3a: b3adhna:

2-muḥammid (iktib) .....iddars 3la: ilwarqa.

3- a:na: w-sunya (ḥib) .....(uṣhrub) .....zu:z

ki:sa:n li:mu:na:dha.

4-salwa (Sub) .....ilqahwa fi: ilfinja:n

5- inna:s (al3ib) .....ilka:rTa filqahwa.

6-ilqahwa:ji: (ji:b) .....ilmashru:ba:t fi: Tbaq.

7- fa:Tma (ḥib) .....(itḥaddith) .....di:ma:

8- a:na: (najjim) .....(itkallim) .....bil3arbi:

c) complete the following sentences using the verbs given in the present tense.

- 1- ittwa:nsa (ʔib) (ushrub) .....
- 2- 3li: (sallif) .....
- 3-aʔna: (aqra:) .....
- 4-slwa (ishri:) .....
- 5- lutfi: (itkayyif) .....
- 6- (ʔib) (al3ib) .....
- 7-linda (itkallim) .....
- 8- intu:ma: (najjim) .....
- 9- inti: (xallis) .....
- 10- ki:fa:sh (iktib) .....

-----  
Grammar -Point-2-

(ma:ʔabi\_\_\_) = "would like"

This expression can be conjugated with the different subjects in the following manner:

a:na: ma:ʔabiyya  
inti: ma:ʔabi:k  
huwwa ma:ʔabi:h  
hiyya ma:ʔabi:ha  
aʔna: ma:ʔabi:na:  
intu:ma: ma:ʔabi:kum  
hu:ma: ma:ʔabi:hum

This expression can be used only in the affirmative form. The verb (ʔib) is used instead of it in the question and negative forms.

This expression can be followed by either a conjugated verb as in : (ma:ḍabiyya nushrub qahwa)=" I'd like to drink a cup of coffee" or with a noun object. However, when it is followed by an object noun, the preposition (3la:) must be inserted between it and the object.

Example:

(ma:ḍabiyya 3la: qahwa):" I'd like a cup of coffee".

Exercises :

A- Add the correct form of (ma:ḍabi\_\_\_) to fill in the blanks.

1- ja:k .....yishri: ja:ri:da

2- Sunya.....taqra kta:b

3- aḥna: .....nimshi:w l-tu:nis

4- a:na: .....nal3ib di:mi:nu:

5- ja:k w-3li: .....3la: ga:zu:za ba:rda

6- inti: .....3la: ka:s li:mu:na:dha.

B- Substitute the used form of (ḥib) with the proper form of (ma:ḍabi-

1- a:na: nḥib nimshi: m3a:k .....

2- inti: tḥib tal3ib m3a:na: .....

3- huwwa yḥib 3la: sti:lu: .....

4- hiyya tḥib 3la: ka:s ma: .....

5- aḥna: nḥibbu: 3la: ki:lu: sukkur .....

6- intu:ma: tḥibbu: titḥaddthu:.....

V) Communication activities:

1) Question / answer

1) tḥib ilqahwa ḥluwwa walla murra

2) tḥib timshi: lilqahwa fi: tu:nis

he

jects

he

forms.

- 3- shnuwwa ya3mlu: inna:s filqahwa
- 4- famma nsa: filqahwa walla la:
- 5- inti: ta3rif tal3ib shkubba walla la:
- 6- famma: sh barsha qha;wi: fi: a:ma:ri:kya
- 7- ya13bu: la:ma:ri:ka:n ilka:rTa filqahwa
- 8- wi:n ja:t ilqahwa fi: ilbla:d ha:di:

2- Reading passage :

Read the following passage then answer the questions.

barsha twa:nsa yhibbu: yimshi:w lilqahwa waqtilli: ma:  
 3andhum ma: ya3mlu: . ilqahwa hiyya za:da bla:Sa yitqa:blu: fi:ha  
 inna:s w-yithaddthu: 3la: kul shay . famma na:s uxri:n yji:w bish  
 ya13bu: ilka:rTa w-yitfarhdu: . innsa: fil3a:da ma: yimshi:wsh  
 lilqahwa illa: fi: ilmdun ilkba:r.

Questions

- 1- waqta:sh yimshi:w inna:s lilqahwa  
 .....
- 2- shnuwwa ya3mlu: filqahwa  
 .....
- 3- yimshi:wshi: innsa: lilqahwa  
 .....

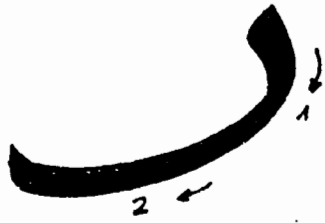
3- Writing exercise :

Write a short dialogue about a conversation you had with a friend as you were inviting him (her) to go to the café with you.

Try to use the following expressions:

- (Hib imshi: lilqahwa m3a:ya)      -(aqra ja:ri:da)  
 (ushrub ka:ja m3a: b3adhna:)  
 (Hib ithaddith m3a:k) 7b  
 (al3ib di:mi:nu:)

Script



Script

ز

ز

ز

ز

ز



ilbu:STa

ja:k : wi:n ma:shi:

ha:di: : ma:shi: lilbu:STa bish nishri: timbri:

ja:k : istanna nimshi:w m3a: b3adhna:

ha:di: : lwa:sh a:sh bish ta3mil filbu:STa

ja:k : bish narmi: jwa:b w-na3mil ta:li:fu:n

filbu:STa

ha:di: : a3Ti:ni: timbri: b-mya: w-xamsi:n min fadhlik.

muadh haf : itfadh hil

ja:k : mni:n nnajjim na3mil ta:li:fu:n

muadh haf : udxul filkabi:n nu:mru: sitta . ista3mil

bya:sa:t b-mya:

ja:k : ba:rakalla:hu: fi:k.





Translation:

The post office

- Jack : Where are you going?  
Hedi : I'm going to the post office to buy a stamp.  
Jack : Wait . We'll go together.  
Hedi : Why? What are you going to do in the post office?  
Jack : I'm going to mail a letter and make a phone call.

(At the post office)

- Hedi : Give me a stamp for one hundred and fifty Millimes please.  
Clerk : Here you are.  
Jack : Where can I make a phone call?  
Clerk : Go in box number six . Use one-hundred-Millime coins.  
Jack : Thank you.

-----  
1) Vocabulary to retain

a) nouns:

(timbri:/tna:bir) : " a stamp (masc.) stamps"

(jwa:b/ jwa:ba:t) : " an envelope (masc.) /envelopes".

(ta:li:fu:n/ ta:li:fu:na:t) : "telephone call (masc.)/  
telephone calls".

(bu:STa/bu:STa:t) : "post office (fem.) /post offices"

(ka:bi:n) : "box" (fem). It comes from the French word  
"cabine"

(nu:mru: /nwa:mir) : "Number (masc.) / numbers".

(muadhha[ / muadhha[fi:n) : "Clerk (masc.) / Clerks"

b) Verbs.

(nishri:) : "I buy" (ishri:) is the stem of the verb.

(istanna) : "Wait"

(ta3mil) : "You do" or "you make". (a3mil) is the stem.

(narmi:) : "I throw". However, (narmi: jwa:b) is an idiomatic expression which means : "I mail a letter". (armi:) is the stem of the verb.

(a3Ti:ni:) : "Give me". (a3Ti:) is the stem and (ni:) is the object pronoun, first person singular "me".

c) Other expressions

(ma:shi:) : "going". It is the present participle of the verb : (imshi:) "go" . It can be translated by the present progressive tense.

-The present participle in Arabic has three forms and agrees with the subject in number and gender. Thus we have : (ma:shi:) for masc. sing. nouns ; (ma:shya) for fem. sing. nouns; and (ma:shi:n) for plural nouns.

(bish) : A particle occurring before a present tense verb to mean:

a) "in order to" or

b) to imply the future. (see grammar point -1-)

(lwa:sh) : "Why". ((3la:sh) is also used to mean the same thing.

(a:sh) : "What"

(mni:n) : "Where". This expression is a combination of (min): "from" and (wi:n) : "where". Thus a literal translation of it would be : "From where".

es

ins.

s".

)/

"

rich word

Questions on the dialogue

- 1- wi:n ma:shi: ha:di:
- 2- a:sh bish ya3mil ha:di: filbu:STa
- 3- a:sh bish ya3mil ja:k filbu:STa
- 4- b-qadda:sh ittimbri: fi: tu:nis
- 5-qadda:sh nu:mru: ilka:bi:n
- 6- b-qadda:sh ilbya:sa:t illi: yista3milhum ja:k.

Vocabulary exercises :

A) Match expressions from column -A- with others from column

-B-

-A-

- 1- ista3mil
- 2- ishri:
- 3- armi:
- 4- bya:sa
- 5- a3mil
- 6- ma:shi:

-B-

- a- timbri:
- b-jwa:b
- c-ta:li:fu:n
- d-lilbu:STa
- e-b-mya:
- f-ilka:bi:n

B) Use :(mni:n) ; (a:sh) ; (lwa:sh) ; (b-qadda:sh) ;  
(qadda:sh) to complete the following questions.

- 1- .....ittimbri: la:ma:ri:kya
- 2- .....nnajjim nishri: ja:ri:da
- 3- .....tXib timshi: lilba:nka
- 4- .....3andik flu:s
- 5- .....bish ta3mil fi: tu:nis

c) Use the appropriate words to fill in the blanks.

- 1-a:na: nXuT .....b-arb3a mya: 3la: ijjwa:b.
- 2- ba3d, sunya .....timshi: l-tu:nis

- 3- nMib naSmil .....l-muMamid.  
 4- qadda:sh .....fayliq issilm.  
 5-3li: .....Sa:Mibtu: filmaTa:r  
 6- .....sti:lu: min fadhlik  
 7-.....  
 8- .....fi:k.

II) More useful vocabulary:

- (ma:SSu:/ ma:SSuwa:t) : "envelope/ envelopes".  
 (jwa:b biTTayya:ra) : "an air mail letter"  
 (jwa:b ikspra:s ) : "a special delivery letter"  
 (ka:rT pu:sTa:l ) : " a post card" This expression comes from  
 French : "Carte postale."  
 (ladri:sa) : " The address."  
 (xbar / axba:r) : "a piece of news/ news".  
 (irsha:da:t) : "Information".  
 (waqt) : "Time".  
 (Sundu:q ilbari:d) : "the post office box"

Verbs

- ( iktib jwa:b) : "to write a letter"  
 (ab3ith jwa:b) : " to send a letter"  
 (ab3ith ma:nda) : " to send a money order"  
 (ab3ith ku:li:) : " to send a package"  
 (a3mil tiligra:m) : "to send a telegram"  
 (iTwi: / ithni:) : "to fold"  
 (u:zin) : "to weigh"  
 (lassiq) : " to glue"  
 (u:Sul) : " to arrive"

BEST COPY AVAILABLE

from column

sh) ;  
ions.

anks.

Other expressions.

- (a:xuḍ ladri:sa) : "to take the address"  
(a3Ti:ni: adri:stik) : " Give me your address"  
(fi:sa3) : "Quickly"  
(mmaxxir) : " Late"  
(ja:ni: jwa:b) : "I received a letter"  
(min 3and) : " from"  
(a:na: nitwaḥḥish 3a:yilti:) : "I get homesick"

-----

More vocabulary exercises.

A- Translate into English.

- 1- nḥib nab3ith jwa:b la:ma:ri:kya.  
.....  
2-ijjwa:b hiTTayya:ra yu:Sul fi:sa3.  
.....  
3- famma xbar ba:hi: fi: ijjwa:b  
.....  
4- hiyya tiktib barsha jwa:ba:t l-SḤa:bha  
.....  
5-bi:l yistanna fi: ma:nda min 3and 3a:yiltu:  
.....  
6-mni:n nnajjim nishri: ma:SSuwa:t  
.....  
7- ma: 3andi:sh waqt hish niktib jwa:ba:t  
.....  
8- ijjwa:b ha:da ja: mmaxxir ya:sir  
.....

B) Complete the following sentences using the proper words.

- 1-a:na: .....ijjwa:b b-sti:lu:

- 2- w-ba3d .....ilwarqa w- .....ilwarqa fi: ma:SSu:  
 3-w-ba3D nimshi: lil .....w-.....timbri:  
 4- w-ba3d .....ittimbri: w-.....ijjwa:b fi:  
 Sundu:q ilhari:d.

III) Grammar:

Point -1- The future

To form the future tense in dialectical Arabic, we just put (ba:sh) or the contraction (bish) in front of the present tense of the verb. Let's take the verb (ji:) : "come" as an example, we will have the following:

Personal pronouns	Future tense	
		Present tense
a:na:	bish	nji:
inti:	bish	tji:
huwwa	bish	yji:
hiyya	bish	tji:
aʔna:	bish	nji:w
intu:ma:	bish	tji:w
hu:ma:	bish	yji:w

**BEST COPY AVAILABLE**

Exercise.

Conjugate the verbs given in parentheses in the future tense.

- a:na: (imshi:) .....l-da:r Sa:ʔibti:  
 -mni:n (inti: /ishri:) .....ittna:bir.  
 - huwwa (a3mil) ..... ta:li:fu:n  
 -su:zin (ab3ith) .....ku:li: la:ma:ri:kya

- aḥna: (uxruj) .....milqasm
- intu:ma: (ushrub) .....qahwa.
- ittwa:nsa (alṣib) .....ilka:rTa

Note

As it has been mentioned before, (bish) could also mean "in order to" and express the purpose.

Example : (nimshi: libu:STa bish nishri: timbri:) : "I go to the post office to buy a stamp."

Exercises

A- Combine the sentences using (bish).

Example: (fatḥi: yimshi: lilbu:STa) (yishri: timbri:)

( fatḥi: yimshi: lilbu:STa bish yishri: timbri:)

(yimshi: lilḥa:nu:t) (yishri: karTpu:STa:l)

.....

(sunya ta:xuḍ ladri:sa ) (tiktib jwa:b l-linda)

.....

(na:xuḍ nu:mru: itta:li:fu:n) (naṣmil ta:li:fu:n lilbi:ru:)

.....

(yimshi: l-mḥaTTit ilka:r) ( yistanna Sa:ḥbu:)

.....

(yabṣith jwa:b l-ṣli:) ( ysallim ṣli:h)

.....

(yitṣallim bilṣarbi:) ( yitkallim mṣa: ittw :nsa)

.....

(yimshi:w lilbla:d) ( yushrbu: qahwa)

.....

B- Complete the following sentences expressing the purpose of the action previously mentioned.

- a:na: nimshi: lilmaktib bish .....
- ja:k yitsalli di:na:r bish .....
- Sa:laH yal3ib ilka:rTa bish .....
- 3li: yab3ith jwa:b ikspra:s bish .....
- a3Ti:ni: ladri:sa bish .....

Grammar point -2-

The question words

1- What : (a:sh) or (shnuwwa)

Example : (a:sh ta3mil) : "What are you doing?"  
 (shnuwwa ha:da:) : "What's this?"

Answers : (niktib fi: jwa:b)  
 (ha:da: kta:b)

2- Who : (shku:n)

Example : Q: (shku:n inti:) = "Who are you?"  
 A: (a:na: mu:HAMmid) = "I'm Mohamed".

3- To whom : (lishku:n)

Example Q: (lishku:n tab3ith jwa:b): "to whom do you write a letter?"  
 A: (niktib jwa:b l-3li:) = "I write a letter to Ali."

4- Where : (wi:n)

Example : Q: (wi:n ja:t ilbu:STa): "Where's the post office?"  
 A: (ilbu:STa fi: sha:ra3 ba:ri:z): "The post office is on Paris Avenue."

**BEST COPY AVAILABLE**

Variations :

a) (fi:n) : (fi: + wi:n) = "(in) where".

Example: Q: (fi:n ilkta:b) : "Where's the book?"  
 A: (ilkta:b fu:q iTa:wla): "The book is under the table."



(mni:n) : (min + wi:n) = "From where"

Example : (mni:n nishri: ma:SSu:) : "Where do I buy an envelope?"

A: (min Sand ijirbi:) : "At the grocer's"

(lwi:n) : (l + wi:n) = "(to) where"

Example : Q: (lwi:n ma:shi:) : "Where are you going?"

A: (ma:shi: lidda:r) : "I'm going home".

5- How many / How much (quantity) : (qadda:sh)

Example: (qadda:sh famma min ra:jil) : "How many men are there?"

A: (famma xmsa rja:l) : "There are five men".

6- How much (price or value) : (b-qadda:sh)

Example: Q: (bqadda:sh issti:lu: ha:da:) : "How much is this pen?"

A: (b-mya:t milli:m) : "one hundred Millimes."

7- Why : (lwa:sh/ 3la:sh)

Example: Q: (lwa:sh ma:shi: lilbla:d) : "Why are you going downtown?"

A: (bish nishri: ba:ku: swa:pir) : "to buy a packet of cigarettes".

(3la: xa:Tir....) : "because..." is also used in answers to questions with (3la:sh)

8- How : (ki:fa:sh)

Example: Q: (ki:fa:sh tiktib bil3arbi:) : "How do you write in Arabic?"

A: (milli:mi: lilli:Sa:r) : "From right to left"

9- When : (waqta:sh)

Example: (waqta:sh bish tji:): "when will you come?"

A: (fi: ma:dhi: sa:3a) : "At one o'clock"

-----

Exercises

1- Answer these questions

- shku:n ja:
- a:sh 3andik
- shnuwwa ta3mil
- lishku:n ma:shi:
- wi:n bish tushrub qahwa
- fi:n nKutt ilkta:b
- mni:n nishri: karra:sa
- l-wi:n bish tab3ith jwa:b
- lwa:sh ma:shi: l-tu:nis
- ki:fa:sh bish ta3mil ta:li:fu:n
- ki:fa:sh tiktib ismik
- waqta:sh bish timshi: lidda:r
- b-qadda:sh ilqahwa
- qadda:sh famma min tilmi:Ø filqasm.

2- Ask questions the answers to which are given in the underlined part of the sentences.

Example: 3li: ma:shi: lilqahwa.

shku:n ma:shi: lilqahwa

- bish yji:w lilmaktib ba3d .....
- 3li: yitkallim fi:sa3 / .....
- ilba:ku: swa:gir b-xamsa mya: .....
- 3andi: xamsa di:na:ra:t .....

BEST COPY AVAILABLE

- nħib nishri: dabbu:za ma: Sa:fya : .....
- bish nab3ith jwa:b l-3a:vilti: .....
- lundra fi: angli:ti:rra .....
- Sa:laħ viktib fi: jwa:b .....

-----

IV) Communication activities

1- Interview:

The students are asked to interview each other asking as many questions as possible.

2- Community activity

The students may be asked to go to the local post office and -buy stamps for the States

-call the office in Tunis

-Mail a package ..etc.

Script



92

Script

ت

ن  
1  
2  
3

ن

ن

ن

ن

ن

ن

93



Translation

A presentation

- Ali : Hello Hēdi. This is my friend Jack.  
Hēdi : Glad to meet you.  
Jack : Glad to meet you.  
Hēdi : What are you doing in Tunisia?  
Jack : Now, I'm doing a stage and afterwards I'll work as  
an extension agent.  
Hēdi : What are you learning in stage?  
Jack : I'm studying Arabic.  
Hēdi : You speak Arabic well.  
Jack : No, only a little.  
Hēdi : How long will you stay in Tunisia?  
Jack : Two years, I hope.
- 

I) Vocabulary to retain

a) nouns

- (Sa:ʔbi:) : "My friend". (Sa:ʔib) : "A friend". (masc. sing.)  
(Sa:ʔba) : "A friend" (fem. sing.). (Sʔa:b) : "Friend"  
(plural).  
(STa:j) : "Training" or "Stage". This word is borrowed from  
French and is commonly used in Tunisian Arabic. The  
classical Arabic equivalent that is less used is  
(TarabbuS)  
(murshid) : "Extension agent" (masc. sing. noun)  
(murshda) : is the feminine form of it; and  
(murshdi:n) : is the plural form.

(3a:mi:n) : "Two years". This is the dual form of (3a:m): "a year" and the ONLY way of saying "Two years". The plural is (sni:n): "years".

b) Verbs:

(nqaddimlik) : "This is ..." Literally this means : " I introduce you". ( qaddim) is the stem of the verb . The (n) is the prefix for the conjugation of the verb in the present tense with the first person singular (a:na:) . The suffix (lik) is to represent the indirect object pronoun "to you". (second. person

(nitsharrif) : " Glad to meet you". The literal translation of this expression is : "I'm honored." The stem of the verb is (itsharrif) . The (n) stands for the prefix of the present tense with the first person singular : (a:na: (w-hi:k): "Glad to meet you" in response to (nitsharrif). It is the short form of a longer expression which would be: (w-a:na: nitsharrif bi:k) "And I am honored with you."

(ta3mil) : "You do". The stem of the verb is (a3mil): "make" or "do".

(nixdim) : "I work". The stem is (ixdim): "to work". (xidma) is the derived noun form (Fem.sing.) : "work".

(tit3allim) : "you learn". The verb stem is : (it3allim) : "to learn"

(naqra) : "I study". The verb stem is (aqra): "to study" or "to read".

(titkallim) : "You speak". The verb stem is : (itkallim): "to speak."

(tuq3ud) : "You stay". the verb stem is : (uq3ud): "To stay" or " To sit".



c) Other expressions :

(qa:3id) : This is the present participle of the verb (uq3ud).

It has three forms: (qa:3id) : (masc. singular form).

(da:3da) : (feminine form)

(qa:3di:n) : (plural form).

This expression occurs in two basic contexts:

1) either to mean : "to be sitting" as in

(a:na: qa:3id) : "I'm sitting".

(hiyya qa:3da) : "She 's sitting".

2) or "to be in the process of doing something." This

meaning is conveyed when this expression is followed  
by a verb as in: (a:na: qa:3id naqra) : "I'm reading".

(fila:3i:) : "Agricultural". (masc. sing. form of the adjective)

(fila:3iyya) is the feminine form and (fila:3iyi:n) is

the plural form. Since adjectives in Arabic agree with  
the nouns they modify in gender and in number, we  
will have then :

(murshid fila:3i:) : "Ag. extension agent" (masc. sing.)

(murshda fila:3iyya) : "Ag. Extension agent". (fem. sing)

(murshdi:n fila:3iyi:n) : " Ag extension agents" . (plural)

(insha:lla) : "I hope". Literally this is "God willing".

-----  
Questions on the dialogue:

1- shism Sa:3ib 3li:

2- a:sh qa:3id ya3mil tawwa

3- a:sh bish ya3mil ba3d i3STa:j

4- qadda:sh bish yuq3ud fi: tu:nis

Vocabulary exercises.

A- Fill in the blanks with the following expressions

(nuq3ud);(bilqda:);(nit3allim);(ta3mil);(nitkallmu:);(yaqra);(tixdim);  
(qa:3di:n).

1- aḤna: .....3la: kra:si:

2- ilusta:ḍ qa:3id ..... fi: iddars.

3-wi:n bish .....ba3d iSSta:j.

4-aḤna: nḤibbu: .....ki:fa:sh .....bil3arbi:

5- a:sh tḤib .....ba3d ilxidma

nḤib nimshi: lidda:r.

6-a:na: nnajjim niktib hilangli:ziyya .....

7-aḤna: bish .....3a:mi:n fi: tu:nis

B) Ask questions using the following verbs.

1- (aqra) .....

2- (it3allim) .....

3- (ixdim) .....

4-(a3mil) .....

5- (uq3ud) .....

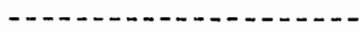
6- (itkallim) .....

7- (itḤaddith) .....

8- (istanna) .....

9- (imshi:) .....

10-(Ḥib) .....



II) More useful vocabulary:

a) Nouns

(lugha) : "Language".(lugha:t) : "Languages".

(mu3allim) : "Teacher" (elementary level) masc. sing.

(mu3allma): "Teacher" (fem. sing)

(mu3allmi:n): "Teachers" (plural)

a year"  
ural is

roduce to  
e (n)  
b in  
ular

he  
erson sin

of this  
e verb

ix of the  
:(a:na:)

er  
if bi:k):

"make" or

dma) is

"to learn"

' or "to

to speak."

ay" or

- (mudda) : "period of time".
- (3uTla) : "Holiday". ( usually a day or more)
- (ra:Ka) : "Break" (usually short)
- (nha:r) : "One day" (masc. sing.). (nha:ri:n) : "Two days".  
(thla:tha ayya:m) : "Three days".
- (3a:m) : "One year". (masc. sing.). (3a:mi:n) : "Two years".  
(thla:tha sni:n) : "Three years".
- (sa:3a) : "One hour". (fem. sing.). (sa:3ti:n) : "Two hours".  
(thla:tha swa:yi3) : "Three hours".
- (ilyu:m) : "Today".
- (ilba:raK) : "Yesterday".
- (ghudwa) : "Tomorrow".
- (jim3a) : "A week". (fem. sing.). (jim3ti:n) : "two weeks"  
(thla:tha jim3a:t) : "Three weeks".
- (jinsiyya) : "Nationality". (fem. sing.). (jinsiyya:t) : "Nationalities"
- (muTTawwi3) : "Volunteer". (masc. sing.). (muTTaw3a) : "Volunteer" (fem. sing.)  
(muTTaw3i:n) : "volunteers (plural)"
- (miTrabbiS) : "Trainee" (masc. sing.). (miTrabbSa) : "Trainee" (fem. sing.)  
(miTrabbSi:n) : "Trainees". (plural).
- (fayliq issilm) : "The peace corps."

b) Verbs

- (qarri:) : "to teach"
- (a3rif) : "to know"
- (it3arrif 3la: + noun) : "to get to know someone".
- (irta:K) : "To rest" or "to relax"
- (ibda:) : "To start/ begin".
- (kammil) : "To finish"
- (uxluS) : "to receive a salary" or "to be paid".
- (uskun) : "to live at a place"
- (ikmil) : "to be over".

c) Other expressions:

(qadda:sh 3umrik) : "How old are you?"

(3umri: xamsa w-3ishri:n sna:) : "I'm 25".

(waqtilli:) : "When" (when used as relative pronoun ,not as a question word.

(qSi:r/ qSi:ra/ qSa:r) : "Short".

(Twi:l /Twi:la / Twa:l): "Long" or "Tall".

More vocabulary exercises

A) Fill in the blanks with: (muTTawwi3);( nit3arrif) ;

(ta3rif) :( nibda:w) ;(tuskun);(jansi:ti:);( ilyu:m).

1- a:na: nhib ..... 3la: Sa:Wbik.

2- hiyya ma: .....sh ki:fa:sh timshi: lilbu:STa

3- .....iTtaqS sxu:n ya:sir.

4- ayna: .....iddars tawwa

5- hiyya bish .....fi: tu:nis waqtilli: tibda tixdim.

6-a:na: .....min fayliq issilm.

7- .....a:ma:ri:ka:niyya.

B) Translate into English

iSStaj yibda fi: wa:Wid jwi:lya w-yikmil fi: 3ashra  
siptambir. fi: ilmudda ha:di: ilmiTTrabbSi:n yit3allmu: ki:fa:sh  
yitkallmu: bil3arbi: w-yit3arrfu: 3la: ittwa:nsa . ba3d iSStaj  
hu:ma: bish yixdmu: murshdi:n fila:Wiyi:n walla mu3allmi:n.

.....  
.....  
.....  
.....  
.....

### III) Grammar

#### Point -1-: The present progressive tense

The present progressive tense in Tunisian Arabic is formed by putting a form of (qa:3id) before the present simple tense verb. The form of (qa:3id) on the subject. Thus we may have :(qa:3id), (qa:3da) or (qa:3di:n) depending on whether the subject is masculine singular, feminine singular or plural. Let's study this table.

Personal pronouns	The present progressive tense	
		The simple present tense
a:na:	qa:3id(a)	nitkallim
inti:	qa:3id(a)	titkallim
huwwa	qa:3id	yitkallim
hiyya	qa:3da	titkallim
a:kna:	qa:3di:n	nitkallim:
intu:ma:	qa:3di:n	titkallim:
hu:ma:	qa:3di:n	yitkallim:

#### Notes:

1- When the verb that is conjugated in the present progressive tense requires an object, That object should be preceded by the preposition (fi:). Example:

(salwa qa:3da tiktib fi: jwab): "Salwa is writing a letter".

2- The interrogative form is made by the intonation. mta.

101

3- The negative form of the present progressive tense is

is formed by adding a particle between the subject and the form of (qa:3id). The (ma: \_\_\_\_\_ sh) form is not used. Let's study the following cumulative table.

Personal pronouns	The negative present progressive tense		
	The affirmative present progressive tense		
			The simple present tense
a:na:	ma:ni:sh	qa:3id(a)	naqra
inti:	ma:kish	qa:3id(a)	taqra
huwwa	ma:hu:sh	qa:3id	yaqra
hiyya	ma:hi:sh	qa:3da	taqra
aḥna:	ma:na:sh	qa:3di:n	naqra:w
intu:ma:	ma:kumsh	qa:3di:n	taqra:w
hu:ma:	ma:humsh	qa:3di:n	yaqra:w

Exercises

A) Change from the simple present tense to the present progressive tense. (remember to insert (fi:) between the verb and the object.)

- a:na: nitkallim bil3arbi: .....
- kama:l yaqra ja:ri:da .....
- jami:la tushrub ka:s ta:y .....
- aḥna: nitkallimu: bihshwayya .....
- intu:ma: tiktbu: iddars .....
- il-asa:tḍa yixdmu: bilgda: .....
- 3li: yishri: tna:bir .....
- intu:ma: tit3arrfu: 3la: ittwa:nsa .....
- .....
- ja:k yitkallim m3a: Sa:Ḥbu: .....

B) Reread the above sentences in the present progressive tense with the appropriate intonation to make questions of them.

C) Rewrite the above sentences (both of the simple present tense and present progressive tense) in the negative.

- .....
- .....
- .....
- .....
- .....
- .....
- .....
- .....
- .....

D) Answer the following questions

- a:sh qa:3id ta3mil tawwa. ....
- qa:3id tifhim fi: iddars walla la: .....
- a:sh qa:3di:n na3mlu: tawwa .....
- wi:n qa:3di:n naqra:w bil3arbi: .....
- shku:n aa:3id yitkallim tawwa .....
- lwa:sh qa:3di:n ta3mlu: fi: STa:j .....
- intu:ma: qa3di:n tushrbu: fi: qahwa .....
- a3na: qa:3di:n nit3ddthu: fi: qahwa .....

E) Translate into Arabic

- She is not reading a book. ....
- We are speaking English now .....
- They are playing cards ..... 103
- Fethi is not working hard today .....
- You are not making a phone call. ....

**BEST COPY AVAILABLE**

- He is paying the waiter . . . . .
- They are not wasting time . . . . .
- They are not smoking in the classroom . . . . .
- Why aren't you reading the letter now? . . . . .
- . . . . .
- We are working hard . . . . .

Grammar point -2-

The negative form of the future tense and of "be" in a present context.

We have seen that some particles have been added to the present progressive tense structure to form the negative. The same particles are used to convey the negative of a future action and of the implied verb "be" in a present context.

a) Negative future

Personal pronouns	The negative future form		
	Affirmative future form		
			Present tense
a:na:	ma:ni:sh	bish	nixdim
inti:	ma:kish	bish	tixdim
huwwa	ma:hu:sh	bish	yixdim
hiyya	ma:hi:sh	bish	tixdim
aħna:	ma:na:sh	bish	nixdmu:
intu:ma:	ma:kumsh	bish	tixdmu:
hu:ma:	ma:humsh	bish	yixdmu:

Exercise: Answer in the negative.

1- bish timshi:w m3a: b3adhkum . . . . .



- 2- inti: bish ta3mil ta:li:fu:n .....
- 3- sunya bish tiktib jwa:b .....
- 4- inti: bish ta3ath ka:rTnu:STa:l 1-Sa:7ibik .....
- .....
- 5- bish tji: lilmaktib ba3d .....
- 6- bish nishri:w ma:SSuwa:t .....
- 7- bish taqraw ilMarbi: filqahwa.....
- 8- 3li: bish yixdim fi: tunis .....
- 9- ha:di: bish jami: jwa:b .....
- 10- mu7ammad bish yushrub kais li:mu:na:dda .....
- .....

b) Negative of "be"

Personal pronouns	Negative form	
		Alternative form
a:na:	ma:ni:sh	3uTsha:n
inti:	ma:kish	3uTsha:n
huwwa	ma:hu:sh	3uTsha:n
hiyya	ma:hi:sh	3uTsha:na
a7na:	ma:na:sh	5Ta:sha
intu:ma:	ma:kumsh	5Ta:sha
hu:ma:	ma:hush	5Ta:sha

Exercise: Translate into English.

- 1- a:na: ma:ni:sh ta:3ib .....
- 2- ilqahwa ma:hi:sh iluwwa .....
- 3- ilmarshi: ma:hu:sh b3i:d .....
- 4- intu:ma: ma:kumsh twa:nsa .105.....

- 5- hu:ma: ma:humsh hu:ni: .....
- 6- huwwa ma:hu:sh filbi:ru: .....
- 7- a:na: ma:na:sh fi: fra:nsa .....
- 8- ilmaktib ma:hu:sh fi: sha:ra3 ba:ri:z .....
- .....
- 9- inti: ma:kish ma:shi: lilqahwa tawwa .....
- .....
- 10- intuma: ma:kumsh qa:3di:n fi: il-maktib . .....
- .....

Note:

-(mu:sh) can be used instead of all the above-mentioned forms (ma:ni:sh ; ma:kish etc...), particularly with adjectives. Thus we can say: (a:na: ma:ni:sh ta:3ib) or (a:na: mu:sh ta:3ib)

IV) Communication activities

1- Reading comprehension :

-Read the following text then answer the questions

bi:l a:ma:ri:ka:ni: 3umru: sab3a w-3ishri:n sna: tawwa huwwa qa:3id ya3mil fi: STa:j fi: hirgla ba3d bish yixdim fi: tu:nis bi:l bish yuq3ud 3a:mi:n fi: tu:nis w-ba3d bish yimshi: lifra:nsa w-angli:ti:rra w-alma:nya.

Questions

- 1-shnuwwa jinsiyyit bi:l .....
- 2-qadda:sh 3umru: .....
- 3-wi:n bish yixdim ba3d iSSTa:j .....
- 4-qadda:sh bish yuq3ud fi: tu:nis .....
- 5-fi:n qa:3id ya3mil fi: STa:j .....

2- Translation

Diana is a French girl . She is twenty-five years old.  
She is from Paris. She teaches French and English. She speaks  
very good Arabic. Now she is living with her American friend Cathy.  
They are living in the Old Medina. Cathy speaks English only.  
She would like to learn Arabic so that she can speak to her Tunisian  
friends in Arabic.

.....  
.....  
.....  
.....  
.....  
.....

3- Writing exercise

Write a paragraph about yourself mentioning your name,  
age, nationality and describing what you are doing now and what you  
do after training.

Script

ن

ن

ن

ن ن ن ن ن ن ن ن ن ن

ل

ل

ل

ل

ل

ل

ل

ل



Translation

The time

- Bill : Good morning, Hédì.  
Hédì : Good morning. What time is it please?  
Bill : It's seven thirty now.  
Hédì : It's still early for work.  
Bill : What's your job?  
Hédì : I teach in a center for the mentally retarded, and my  
Bill : I work with the primary husbandry office (dixi).  
Hédì : What does your wife, Nancy, do?  
Bill : She also works with me.  
Hédì : I think it's time to go now. Good bye.  
Bill : Good bye.

1) Vocabulary to retain.

a-) nouns.

- (ilwaqt) : "The time" (masc. sing. noun)  
(issabha w-nuS) : "half past seven".  
(nuS) : "hour" (masc. sing. noun). People do to say (nuS  
(xidma) : "work" or "job". (fem. sing. noun) (xidmat) : "jobs".  
(markiz) : "Center" (masc. sing. noun). (markizat) : "centers"  
(ilmitxallifin d-ihniyyan) : "The mentally retarded" (pl.).  
(mitxallif ihniyyan) : "A mentally retarded" (masc. sing. noun)  
(mitxallifa ihniyyan) : "A mentally retarded" (fem. sing. noun)  
(taxalluf ihni) : "Mentally retarded time" (masc. sing. noun)  
(di:wa:n) : "Dixi" (fem. sing. noun)  
(tarbiyyit ilma: hyan) : "As-sal' hasbiyya" (fem. sing. noun)  
(martik) : "Your wife". (fem. sing. noun) "Your woman" (fem. sing. noun)  
(umra:) : "Woman".

b) Verbs

(ndhun) : "I think (that)..." . The stem of the verb is (dhun).  
It is the equivalent of the transitive verb : "think".  
(fakkir) is the equivalent of the intransitive form  
of the same verb. Examples:

(a:na: qa:3id nfakkir): "I'm thinking".

(ndhun 3li: ja:) : "I think that Ali came."

c) Other expressions:

(ma:za:l bikri:): "It's still early". or "It is not time yet".

(bikri:): "early". It's the opposite of: (mmaxxir): "Late".

(ma:3a:dish bikri:): "It's time". Literally it means: "It is  
no more early." (ma:3a:dish): "No more".

Example: (huwwa ma:3a:dish yji:): "He does not  
come anymore."

(m3a:ya) : "With me".

(fi: la:ma:n) : "Good bye". Literally it is: "In peace."

(bissla:ma) : is its response and equivalent

Vocabulary exercises

A) Match the expressions in column -A- with the ones in  
column -B-

-A-

-B-

1- ma:za:l

a) lwaqt

2- shnuwwa

b) dihaniyyan

3- mitxallif

c) bikri:

4- di:wa:n

d) bissla:ma

5- fi: la:ma:n

e) tarbiyyit ilma:shya

B) Fill in the blanks with: m3a:ya ; lwaqt ; bikri: ;

fi: la:ma:n; markiz ; tixdim ; ndhun ; martik .



- 1-3la:sh ma:shi: filmaktib tawwa. ma:za:l .....
- 2-wi:n ..... - fi: tunis.
- 3- shnuwwa .....3andik? -tawwa issitta
- 4-t~~W~~ib timshi: lissi:nima .....? ma:qabiyya
- 5-a:na: bish nimshi: tawwa .....
- 6- fanna muTTaw3in a:ma:rika:n big<sup>l</sup> admu: fi: .....
- filmitxallfi:n dihuyya: fi: jirba.
- 7- 3li: ma: ja:sh filmakti: .....huwwa ta:3ib barsha
- 8- shism .....? - ismha laila.

-----

II) More useful vocabulary.

How to tell the time:

( shnuwwa lwaqt): "What time is it?"

- (ma:dhi: sa:7a:l) : "One o'clock."
- (ma:dhi: sa:7a:i:n) : "Two o'clock."
- ( ma:dhi: thla:tha) : "Three o'clock."
- ( larb3a) : "Four o'clock."
- (ilxamsa) : "Five o'clock."
- (issitta) : "Six o'clock."
- (issab3a) : "Seven o'clock"
- (i th |manyu) : "Eight o'clock."
- ( ittis3a) : "Nine o'clock."
- ( il3ashra) : "Ten o'clock."
- (il~~W~~da:sh) : "Eleven o'clock "
- ( nuS innha:r) : (luwwil): "Twelve o'clock " noon"
- (nuS illi:l) : "Midnight".



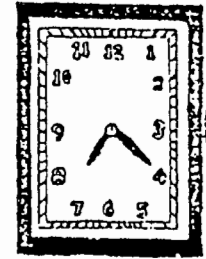


lathna:sh w-rbu3



iththlā:thā w-darji:n






ma:dhi: sā:3a w-draj



laḥdā:sh w-nuSS

larb3a w-xamsā




issāb3a w-arb3a



il3ashra ghi:r rbu3

iththmānyā ghi:r arb3a

larb3a w-sāb3a



ma:dhi: sā:3ti:n

ittis3a ghi:r draj

issiētā ghi:r darji:n

(tawwa ilxamsa qad qad) : "Now, it's exactly five o'clock."

(tawwa ilxamsa mta:5 iSSba:ʔ) : "Now, it's five a.m."

(tawwa ilxamsa mta:5 laʃshiyya) : "Now, it's 5 p.m."

Other time expressions

(laʔdha/ laʔdha:t) : "a second (ʔ) seconds".

(dqi:qa/ dqa:yia) : "a minute (ʔ) minutes".

(sa:ʒa / sa:ʒa:t) : "an hour (ʔ) / hours".

/ swa:yis)

(iSSba:ʔ) : "The morning". (masc)

(laʃshiyya) : "The afternoon". (ʔem)

(nha:r/ ayya:m) : "one day (masc) / days".

(li:la/ lya:li:) : "One night (ʔem) / nights".

(fajr) : "Dawn" (masc.)

(qa:yila / qwa:yil) : "The middle of the day" (ʔem). Siesta time

(mughrub/mgha:rib) : "Sunset". (masc); sunsets".

(jimʒa/ jimʒa:t) : "A week. (ʔem) / weeks".

(shhar/ ushra) : "A month. (masc.) / months".

(ʒa:m/ sni:n) : "A year (masc.) years."

Adverbs of frequency:

(di:ma) : "Always".

(sa:ʒa sa:ʒa) : "Some times".

(marra wa:ʔda) : "once".

(marri:n) : "twice".

(thla:tha marra:t) : "Three times".

(marra fi: ijjimʒa) : "once a week".

(qbal) : "Before"

(baʒd) : "After."

(qad qad/ bihdhbbT) : "Exactly."

Exercises:

1- Translate into Arabic.

- a- It's ten O'clock exactly. ....  
b- It's three O'clock now. ....  
c- It's seven in the morning. ....  
d- It's half past three. ....  
e- It's a quarter past four. ....  
f- It's a quarter to nine. ....  
g- It's five to eleven. ....  
h- It's ten past ten . ....  
i- It's twenty to one. ....  
j- It's half past four p.m. ....  
k- It's ten past two . ....

2- Answer these questions.

- a- shnuwwa lwaqt. ....  
b- waqta:sh tji: lilmaktib ....  
c- waqta:sh tibda taqra ....  
d- waqta:sh timshi: lidda:r . ....  
e- a:sh ta3mil fi: ilqa:yla ....  
f- waqta:sh tWil ilbu:STa ....  
g- a:sh ta3mil fi: illi:l ....  
h- wi:n bish timshi: illi:la .....

III) Still more useful vocabulary.

a) Nouns

(shahriyya) : "Salary" (fem)

(a:xir ishshhar/ ra:s ishshhar): "The end of the month". (masc)

(a:xir ijjim3a) : "The weekend".  
 (munga:la/ mna:oil) : "a watch (3) / watches".  
 (fayya:qa/ fayya:qa:t) : "an alarm clock (3em) / alarm clocks".  
 (na:qu:z/ nwa:qi:z) : "a bell (masa) / bells".  
 (ftu:r iSSba:z) : "Breakfast".  
 (ilftu:r) : "lunch".  
 (il3sha:) : "Dinner".

b) Verbs.

(fi:q) : "wake up"  
 (qu:m) : "get up".  
 (urqud) : "sleep".  
 (uftur) : "take breakfast / lunch"  
 (a:kul) : "eat"  
 (dawwish) : "to take a shower."  
 (3u:m) : "swim"  
 (3ammir munga:la) : "to mend a watch up."

Exercise :

Write ten sentences describing what you do everyday and at what time.

- 1- .....
- 2- .....
- 3- .....
- 4- .....
- 5- .....
- 6- .....
- 7- .....
- 8- .....
- 9- .....
- 10- .....

IV) Grammar : Expressions of possession

In Arabic, there are three forms to express the idea of possession:

a) Juxtaposition of nouns:

Examples:

Question: (kta:b shku:n). Answer: (kta:b luTfi)

Question: (da:r shku:n) : Answer: (da:r 3li:)

Notes:

-When the possessed is a feminine noun ending in (...V+C+a) the final (a) is dropped and an (it) sound is added.

Example:

(karra:sa) .... (karra:sit Sa:laH)

(shi:fu:na) .... (shi:fu:nit ilmu3allim)

-When the feminine noun ends in (...C+C+a) the final (a) is dropped and a (t) sound is added and the sound (i) is inserted between the two last consonants.

Examples:

Ta:wla ..... Ta:wilt kathi: = "Kathy's table".

Sa:Kba ..... Sa:Kibt ja:k = "Jack's friend".

Exercise

Answer the questions using the possessive structure studied above.

- kta:b shku:n .....

-qlam shku:n .....

- maktib shku:n .....

-munga:lit shku:n .....

-qasm shku:n .....

- sti:lu: shku:n .....

- bla:d shku:n .....

-Ta:wilt shku:n .....

b) The (mta:3) form

(mta:3) comes from classical Arabic *al-muta'ala* "proprietor". In dialectical Arabic, it can express possession when used in the following structure:

(definite article + possessed thing + (mta:3) + name of possessor)

Examples:

(ilkta:rb mta:3 Sa:lub) "The book is Saalub's".

(ilkarra:sa mta:3 muh:mi:d) "The notebook is Moham

Note: The usual question asked to determine the owner of something is the following: (mta:3 shku:n + (definite noun))

Example: (mta:3 shku:n ilqlam) "Who is the pen's?"

Exercise

Use the noun of things to make the questions and the name of people to answer those questions.

Example: (ilka:b/ 3li:) Q: mta:3 ilku:n ilka:rb

A: (ilka:rb) mta:3 3li:

1- (sti:lu: / dju:n) Q: .....

A: .....

2- (da:r / Linda) Q: .....

A: .....

3- (ilbi:ru: / ilmu3allim) Q: .....

A: .....

4- (ilka:rbha/ Sa:3bi:) Q: .....

A: .....

5- (ilqahwa/ fawzi) Q: .....

A: .....

6- (ilkursi: / lamva) Q: .....

A: .....

We can form the possessive pronouns by adding the proper suffixes to the expression (mta:3). Let's study the following table:

(mta:3)	Suffixes	translation
mta:3	i:	mine
mta:3	ik	yours
mta:3	u:	his
mta:3	ha:	hers
mta:3	na:	ours
mta:3	kum	yours
mta:3	hum	theirs

Exercise: Answer using the appropriate possessive pronouns.

Example: Q: mta:3 shku:n iTTa:wla -(a:na:)

A: mta:3i:

Q: mta:3 shku:n itta:y (huwwa) A: .....

Q: mta:3 shku:n idda:r (hu:ma) A: .....

Q: mta:3 shku:n ilmunga:la (hiyya) A: .....

Q: mta:3 shku:n issukkur (aħna:) A: .....

Q: mta:3 shku:n ilqasm (intu:ma) A: .....

Q: mta:3 shku:n ha:ħa: (inti:) A: .....

Q: mta:3 shku:n iTTaSwi:ra (a:na:) A: .....

Q: mta:3 shku:n ijwa:b (huwwa) A: .....

Q: mta:3 ilja:ri:da (hu:ma) A: .....

c) The possessive adjectives

In Tunisian Arabic, the possessive adjectives (my, your, etc..) are particles that are attached to the end of the noun.



Example:

(kta:bik) = "your book".

However, these particles change depending on the ending of the noun. Thus,

a) after a word ending with a consonant (kta:b)

- kta:b + i: = "my book"
- kta:b + ik = "your book",
- kta:b + u: = "his book",
- kta:b + ha: = "her book",
- kta:b + na: = "our book",
- kta:b + kum = "your book",
- kta:b + hum = "their book".

b) after a word ending with a long vowel (kursi)

- kursi + yya = "my chair",
- kursi: + ik = "your chair",
- kursi: + h = "his chair",
- kursi: + ha: = "her chair",
- kursi: + na: = "our chair",
- kursi: + kum = "your chair",
- kursi: + hum = "their chair",

c) after a feminine noun ending with (Sa:ʔib)

- Sa:ʔib + ti: = "my friend",
- Sa:ʔib + tik = "your friend",
- Sa:ʔib + tu: = "his friend",
- Sa:ʔib + iha: = "her friend",
- Sa:ʔib + itna: = "our friend",
- Sa:ʔib + itkum = "your friend",
- Sa:ʔib + ithum = "their friend",

BEST COPY AVAILABLE

d) after a feminine noun ending with (...u + e + a) : (jni:na)

- jni:n + ti: = "my garden".
  - jni:n + tik = "your garden".
  - jni:n + tu: = "his garden".
  - jni:n + itha: = "her garden".
  - jni:n + itna: = "our garden".
  - jni:n + itkum = "your garden".
  - jni:n + ithum = "their garden".
- 

Exercises:

1) Transform the sentences to use possessive adjectives.

Example: ( idda:r ha:ʔi: mta:ʕi: ) = ( ha:ʔi: da:ri: )

- ism irra:ʒil muḥammid : .....
- ilmaktib mta:ʕna: qri:b : .....
- ʕmur laila ʕishri:n sna: : .....
- fikrit ja:k ba:hya : .....
- ba:b idda:r khi:r : .....
- ka:s luʔfi: fu:q iTTa:wla : .....
- flu:s ʕli: fi: ijji:b mta:ʕu: : .....
- ilkarhba mta:ʕ sunya baḥda: idda:r mta:ʕha : .....

2) Give long answers to the following questions

- qadda:ʕh ʕumrik : .....
- a:ʕh ismik : .....
- wi:n da:rik : .....
- ʕku:n ʕamma fi: bi:ʕtik : .....
- ʕnuwwa ilwaqt fi: mungʕtik : .....
- wi:n tḥuʕT flu:sik : .....

- qadda:sh tawt min Ta'ba3 sukkur fi: qad: il : .....
- .....
- a:sh ism bla: dil : .....
- shku:n Sa:Wbil : .....
- lishku:n tab3ith iwa:ba: tik : .....
- ittwa:nsa shuwwa lu:ghitum : .....

V) Communication activities

1) Question / answer

- waqta:sh turqud : .....
- waqta:sh timsa: lilmaktib : .....
- waqta:sh tuftur : .....
- a:sh ism usta: dik : .....
- shuwwa xidmtik : .....
- waqta:sh tuxluS shahri: til : .....
- a:sh bish ta' il fi: a:sh ijjim3a : .....

2) Translate :

ilmuTTaw3i:n illi: qaradin va3mlu: fi: STarj taw  
 jinsiyyithum ama:ri:ka:niyya . iSSTarj ma:3hum bish yikmil  
 fi: xamsa siptambir . ba3d kal wa:Wid bish yibda yixdia.

famma: muTTaw3i:n bish vqarriw ilmitvali: il: dilayvon  
 w- famma: muTTaw3i:n uxri:n bish yixdu: fi: illa:W  
 ilmuTTaw3i:n ilkal bish yuq3u: 3armin fi: tunis.



بِسْمِ اللَّهِ الرَّحْمَنِ الرَّحِيمِ

بِسْمِ اللَّهِ الرَّحْمَنِ الرَّحِيمِ

بِسْمِ اللَّهِ الرَّحْمَنِ الرَّحِيمِ

zya:ra

ha:di: : a:sh 3malt nha:r laMad  
 bi:l : mshi:t baMda: Mbi:b fi: 3i:n dra:him  
 ha:di: : mshi:t waMdik walla m3a: martik  
 bi:l : mshi:t m3a: nansy  
 ha:di: : Tla3tu:sh lijjba:l mta:3 3i:n dra:him  
 bi:l : i:n3am , Tla3na: lijjba:l w-fTarna: filgha:ba  
 ha:di: : Matta lwaqta:sh q3adtu:  
 bi:l : q3adna: Matta lissitta mta:3 la3shiyya w-ba3d  
 xdi:na: ilka:r w-rja3na: l-tu:nis.  
 ha:di: : mma:la 3ijbitkum 3i:n dra:him  
 bi:l : barsha . la:kin t3ibna: barsha za:da



-118-

Translation

A visit

- Hēdi : What did you do on Sunday?  
Bill : I visited H'bib in Ain Drahem.  
Hēdi : Did you go alone or with your wife?  
Bill : I went with Nancy.  
Hēdi : Did you climb the mountains of Ain Drahem?  
Bill : Yes; we climbed the mountains and had lunch in the forest.  
Hēdi : Until what time did you stay (there)?  
Bill : Till six p.m. then we took the bus back to Tunis.  
Hēdi : You liked Ain Drahem then?  
Bill : Very much; but we got very tired too!

1) Vocabulary to retain.

a) Nouns

- (zya:ra) : "A visit". (fem). (zya:ra:t) : "visits" (pl)  
(nha:r laħad): "literally this is " The day of Sunday". It simply means "Sunday".  
(3i:n dra:him): "Ain Drahem" is a small town in the North of Tunisia between Jendouba and Tabarka.  
(lijjba:l) : "to the mountains". (ijjba:l): "the mountains".  
(jba:l): " a mountain" (masc. sing)  
(gha:ba) : "Forest" (fem.) . (gha:ba:t) : "forests". (pl).

127

b) Verbs :

- (3malt) : "You did". It's the verb (a3mil) : "do" in the simple

past tense second person singular: (inti:). The conjugated stem is (3mal) : "he did". which is the form of the same verb conjugated in the past tense with the third person singular masculine. ( the root conjugated in the present tense is not used for the conjugation of the past tense. See grammar point -1-)

(mshi:t) : "I went". The root for the present is (imshi:):"go"  
The past tense root is (msha:) : "He went".

(Tla3tu:sh) : "Did you climb". (Tla3tu:) : "you climbed." (pl)  
The present stem: (aTla3) : " climb". or "go up".  
The past stem : ( Tla3) : "He climbed"; or "went up."

(fTarna:) : "We had lunch". The present tense stem: (ufTur): "Eat lunch/ breakfast". (fTar): "He had lunch/ breakfast" is the past tense stem.

(q3adtu:) : "You stayed". (uq3ud): "Stay" or " Sit down". is the present stem. (q3ad): "He stayed/ sat down" is the past tense stem.

(q3adna:) : "We stayed".

(xdi:na:) : "We took". (a:xud): is the present tense stem.  
(xda:) : "He took"; is the past tense stem.

(rja3na:) : " We came back". (arja3) : "Come back" is the present tense stem. (rja3) : "He came back" is the past stem.

(3ijhitkum) : This literally is : " It pleased you." It actually means "You liked it". (i3jib) : "please": is the present stem. (3jib): " He pleased", is the past tense stem.

(t3ibna:) : "We got tired". (it3ib) : "Get tired" is the present tense stem. (t3ib): "He got tired" is the past stem.

he forest.

It simply

of Tunisia

ns".

el).

he simple



Vocabulary exercises :

A- Fill in the blanks with the appropriate words from the list below:

(jba:l) - (3ma:l) - (fTarna:) - (rja3) - (3ijbitna:) - (t3ib) - (q3ad).

- waqtilli: mshi:na: lna: bil ..... fi: rastu:ran  
-na: bil bla:d ba:hya ya:sir w-..... ta:li:fu:n w-ba3d  
..... lidda:r.  
-ba3d ilxidma ilmu3allim .....barsha w- .....  
yirta:ʔ  
- ma: famma:sh ..... fi: iSSaʔra.

B- Translate into Arabic.

- I went to England twice. ....  
-What did you do in the morning? .....  
-I called my friend. ....  
- I took the bus to Sfax. ....  
-He climbed the mountain and had lunch there. ....  
.....

11) More useful vocabulary

a) Nouns:

- (istid3a:) : "An invitation" (masC; Sing. noun).  
(istid3a:a:t) : "Invitations". (pl).  
(istiqa:1) : "Welcome". (masc. sing. noun)  
(3a:yla/ 3a:yla:t): "Family (fem) / families".  
(qarya/ qura:) : "Village (fem) / villages".  
(ilba:dya) : "The countryside (fem.)".  
(sujra/ sjar) : "A tree (fem) / trees."

- (hadhba/ hadhba:t): "A hill (fem)/ hills."  
 (dhul) : "Shade" (masc. sing. n.)  
 (iljanu:b) : "The south". (masC sing. n.)  
 (ishshama:l) : "The north". (masc. sing.n)  
 (ishsharq) : "The east". (masc. sing . n.)  
 (ilgharb) : "The west". (masc. sing . n.)  
 (ilwaSat) : " The center" (masc. sing. n.)  
 (issa:ʔil) : The coastal area (masc. sing. n.). In Tunisia,  
 this area is that between Nabeul and Sfax.  
 (iSSaʔra:) : "The sahara". (fem. sing.n.)  
 (xa:ri:Ta/xara:yiT): "A map, (fem.sing. n.)/ maps".  
 (dhi:f/ dhya:f) : "A guest (masc. sing. n.) / guests."

b) Verbs

- (ʔawwis) : "To wander around".  
 (a3mil du:ra) : "Take a walk".  
 (3addi: +period of time): "Spend time".  
 (it3adda: 3la: + noun) : "Pass by someone"  
 (istad3a) : "invite".  
 (istaqbil) : "Welcome".  
 (afraʔ b+noun) : " Receive(guests) well".  
 (a3mil Talla) : "Pay a short visit."  
 (shu:f) : " See" or " Look".  
 (ba:t) : " Stay overnight/ spend the night".

c) Time expressions

- (ilba:raʔ) : " Yesterday"  
 (wiltilba:raʔ) : "the day before yesterday".  
 (ijjim3a ilfa:yta): "Last week."  
 (ishshhar ilfa:yit)ʔ " Last month".  
 (il3a:m ilfa:yit) : "Last year."

d) Days of the week .

(nha:r laħad): "Sunday". The literal translation is : "The day of Sunday."

(nha:r lithni:n): "Monday"

(nha:r iththla:tha): "Tuesday"

(nha:r lirb3a) : "Wednesday"

(nha:r lixmi:s) : "Thursday"

(nha:r ijjim3a) : "Friday"

(nha:r issibt) : "Saturday"

-----  
More vocabulary exercises

A- Fill in the blanks with the following expressions

(ishshama:l - (iljanu:b) - (fTarna:) - (it3adda) - (nshu:f)  
(ta3milsh) - (fraħ) - (tba:t) - (n3addi:) - (na3mil)

-nħib nimshi: l-Sfa:qis bish .....Sa:ħbi:

-3la:sh ma: .....Talla 3li:na ijjim3a ijja:ya

-waqtilli: tji: ma:shi: lilmaktib .....3liyya

-ijjim3a ilfa:yta .....baħda ja:k w-.....

bi:na: barsha

-ga:bis fi: .....mta:3 tu:nis la:kin binzart fi:

.....

-ma:ħabiyya .....du:ra fi: issu:q.

-bish .....3a:mi:n fi: tu:nis

B- Translate into Arabic

-Pass by our house on your way to school.

.....

-We do not work on sundays.

.....

-I would like to invite my friends to dinner.

.....

-Why don't you go for a walk.  
.....

-Come and see us when you can .  
.....

-I am going to work in a small village in the south.  
.....

-There are very few trees there and the weather is always hot.  
.....

c) Write your own sentences with the following expressions

-(zu:r) .....

-(hawwis) .....

-(istaqbil) .....

-(3addi:) .....

-(dhi:f) .....

-----

III) Grammar :

Point -1-: The past tense.

To conjugate a verb in the past tense, we add certain suffixes to the basic stem which, in this case, is the verb in the third person singular masculine past tense. The verbs fall into several groups depending on their structure ( the number of vowels and consonants and their order.).

Group -1- Verbs:

They are the verbs having the following

structure:

he day

ssions

:f)

1:ya

ya

.....

art fi:

C + C + V + C

Examples: (Tlab) : "He asked for..."

(wSul) : "He arrived".

(ktib) : "He wrote"

Let's study the conjugation of the verb (Tlab) in the past tense.

Subject pronouns	Verb root (stem)	Suffixes
a:na:	Tlab	t
inti:	Tlab	t
huwwa	Tlab	
hiyya	Talb	it
aḥna:	Tlab	na:
intu:ma:	Tlab	tu:
hu:ma:	Talb	u:

Notes :

a) In the third person singular (hiyya) and plural (hu:ma:) the middle vowel changes place.

(Tlab) .....(Talbit)

(Tlab) .....(Talbu:)

b) The same thing happens to the verb in the third person singular (huwwa) when it is followed by a direct object pronoun standing for the third person singular (u:).

(huwwa ktib kta:) ..... (huwwa kitbu:)

(huwwa Tlab sti:lu:) .....(huwwa Talbu:)

c) The (ma: .....sh) form is also used for the negative and the question form is made either with the final (---sh(i:)) or with the intonation.

d) When two verbs occur one after the other in a past context, only the first verb is conjugated in the past. The second is kept in the present tense.

Example:

(nnajjimna: nimshi:w l-tu:nis wa~~h~~adna:)

"We managed to go to Tunis by ourselves".

e) Here's a list of some common verbs of the same group

- (xraj) : "He left / went out".  
(dxal) : "He came in / entered".  
(wSul) : "He arrived".  
(rkib) : "He got on / rode".  
(nshid) : "He enquired"  
(ktib) : "He wrote".  
(h3ath) : "He sent".  
(rqad) : "He slept"  
(shrab) : "He drank"  
(wzin) : "He weighed"  
(hsib) : "He counted".  
(l**b**is) : "He put on"  
(l**3**ab) : " He played"  
(T**l**ab) : "He asked (for) / ordered".  
(h**b**aT) : "He went down."  
(x**d**im) : "He worked".  
(**3**raf) : "He knew".  
(f**h**im) : " He understood."

past

(hu:ma:)

person  
pronoun

- (Tla3) : " He went up".  
 (q3ad) : "He sat down/ stayed".  
 (3ma1) : " He did".  
 (fTar) : " He ate lunch/ breakfast".  
 (sma3) : "He heard"  
 (Sna3) : " He made".  
 (dhrab) : " He beat".

-----

Exercises

A) Rewrite the following sentences starting with (ilba:raH) and making the necessary changes.

- a:na: nuxruj milmaktib fi: ma:dhi:sa:3ti:n

.....

-jama:l w-yu:sif ya13bu: ilka:rTa kul yu:m .

.....

-aHna: na3rfu: tu:nis bilgda:

.....

-huwwa ma: yifhimsh bil3arbi:

.....

-a:na: nuTlub qahwa kaHla

.....

-ilqahwa:ji: ma: yisma3sh

.....

-hiyya ma: tushrubsh itta:y

.....

-3la:sh ma: tuq3udsh baHda:hum shwayya

.....

-waqta:sh tirkib fi: iTTayya:ra

.....139.....

B) Translate into English.

ilba:raW ja:k rkib fi: ilka:r w-hbaT l-tu:nis . Fi:  
nuS innha:r dxal l-rastu:ran w-Tlab kusksi: . ba3d ma: fTar  
3mal du:ra w-q3ad fi: qahwa w-shrab ga:zuza ba:rda. waqtilli:  
t3ib w-ja: bish yarja3 l-hirgla ma: 3rafsh mni:n ya:xud  
ilka:r . nshid barsha na:s Watta wSul lilmWATTA w-rkib filka:r  
.....  
.....  
.....  
.....  
.....

C) Rewrite the above text while changing the subject to

- 1- (a:na:)
- 2- (linda)
- 3- (aWna:)
- 4- (intu:ma:)
- 5- (bi:l w-ja:k)

Grammar point -2-

The object pronouns

To avoid redundancy, some particles are used to replace nouns that fall in the slot of "objects" in a sentence structure. In Arabic, these particles are directly linked to some verbs called transitive or to prepositions that occur between some verbs, called intransitive, and their objects.



Example:

3li: : (wi:n Sla:W) : -Ali: Where's Sla:h?

munSif : (ma: shuftu:sh) :-Moncef: I didn't see him.

The (---u:) in the expression ( ma: shuftu:sh) is the particle used to replace the object (Sla:W). It is directly linked to the verb (shuft) because the latter is a transitive verb. "him" is its equivalent in the English sentence.

These object pronouns vary according to the ending of the word they are attached to (verb or preposition). Let's study the following tables:

A) Transitive verbs

1) Verbs ending in a consonant

Verb ending in a consonant	Object pronoun	corresponding pronoun
(huwwa) ya3rif	ni:	(a:na:)
ya3rf	ik	(inti:)
ya3rf	u:	(huwwa)
ya3rif	ha:	(hiyya)
ya3rif	na:	(aWna:)
ya3rif	kum	(intu:ma:)
ya3rif	hum	(hu:ma:)

Note : The second vowel of the verb disappears when the object pronouns start with a vowel (ya3rif + ik = ya3rfik)

2) Verbs ending in a vowel.

conjugated verb	Object pronoun	Corresponding pronoun
(huwwa) ya3Ti:	ni:	(a:na:)
ya3Ti:	k	(inti:)
ya3Ti:	h	(huwwa)
ya3Ti:	ha:	(hiyya)
ya3ti:	na:	(aWna:)
ya3Ti:	kum	(intu:ma:)
ya3Ti:	hum	(hu:ma:)

B) Intransitive verbs: + Preposition + object pronoun

1) Preposition ending with a vowel

Conjugated intransitive verb	Preposition	Object pronoun
(hiyya) tim <u>shi</u> :	m3a:	ya (a:na:)
tim <u>shi</u> :	m3a:	k (inti:)
tim <u>shi</u> :	m3a:	h (huwwa)
tim <u>shi</u> :	m3a:	ha: (hiyya)
tim <u>shi</u> :	m3a:	na: (aʕna:)
tim <u>shi</u> :	m3a:	kum (intu:ma:)
tim <u>shi</u> :	m3a:	hum (hu:ma:)

The common prepositions that end with a vowel are:

(wra:) - (baʕda:) - (3la:)-(fi:)

2) Preposition ending with a consonant

Conjugated intransitive verb	Preposition	Object pronoun
(huwwa) yji:b	l	i: (a:na:)
yji:b	l	ik (inti:)
yji:b	l	u: (huwwa)
yji:b	l	ha: (hiyya)
yji:b	l	na: (aʕna:)
yji:b	l	kum (intu:ma:)
yji:b	l	hum (hu:ma:)

The common prepositions ending with a consonant are

(min) - (min ʕand) - (qudda:m) - (ba3d) - (qbal) - (taʕt)  
(fu:q) -

Notes:

-When a verb requires two objects (one direct and one indirect) as in (niktib jwa:b l-3li:) , we can say either:

(niktiblu: jwa:b) thus replacing the indirect object only; (niktibhu:lu:) and replace both objects while putting the direct object first.

- The (---h) inserted between the verb and the direct object pronoun (----u:) is used to avoid confusion because if eliminated, the structure of the verb might convey a different meaning since (niktbu:lu:) without the (---h) sound can also mean : "We write to him"

-In a neagative statement the (ma: -----sh) must not separate the verb from its direct or indirect object pronoun. So we may have : (ma: na3Ti:hsh ilkta:b) : "I do not give him the book" or: (ma: na3Ti:hu:lu:sh) : "I do not give it to him."

Exercises

A) Replace the objects by their corresponding object pronouns.

- a:na: shuft 3li: : .....
- layla sharbit itta:y :.....
- muStfa 3mal ta:li:fu:n : .....
- intu:ma: ktibtu: ilkilma:t : .....
- inti: wzint issukkur : .....
- la:ma:ri:ka:n Talbu: qha:wi: : .....
- ja:k b3ath ku:li: : .....
- 3li: fTar kusksi: : .....
- aKna: sma3na: ilkilma : .....
- intu:ma: shrabtu: ilma: :.....
- aKna: ma: 3rafna:sh idda:r : .....

- a:na: ktibt 3la: issa:bu:ra : .....
- yu:sif wSul l-tu:nis fi: issab3a : ;.....
- intu:ma: xdimtu: fi: jirba : .....
- Sa:ʔbi: fTar fi: irra:stu:ran : .....
- muʔammid q3ad fi: lundra shhar : .....
- rau:f rkib fi: ilkar bikri: : .....
- munSif w-sunya daxlu: fi: ilbi:t : .....
- inti: b3atht jwa:b l-Sa:ʔibtik : .....
- layla 3amlit ta:li:fu:n l-sunya : .....
- irra:jil wzin issukkur l-ja:k : .....

B) Reread the above examples with the object pronouns in the negative.

C) Answer the following questions using object pronouns to replace the objects mentioned in the questions.

- shku:n shrab ilma: .....
- waqta:sh wSult l-tu:nis .....
- wi:n ktibtu: iddars .....
- fhimtu: ilkilma ha:ʔi: walla la: .....
- ʔsibtshi: ilflu:s .....
- waqta:sh b3atht ijwaw:b .....
- ki:fa:sh wSult l-tu:nis .....
- shku:n sma3 ka:thi: titkallim .....
- wi:n l3abtu: ilka:rTa .....
- ki:fa:sh 3raft idda:r .....
- shku:n q3ad fi: ilqasm .....

indirect  
 only; or  
 direct  
 object  
 originated,  
 since  
 ite to him  
 not  
 u. So  
 the book".  
 him."

pronouns.

IV) Communication activities



1- Answer the questions

- waqta:sh wSult l-tu:nis .....
- fi: a:sh rkibt bish wSult l-tu:nis .....
- a:sh 3malt waqtilli: wSult .....
- waqta:sh fTart fTu:r iSSba:ʔ ilyu:m .....
- wi:n rqadt ilba:raʔ .....
- shrabtsh qahwa fi: iSSba:ʔ .....
- b3athtshi: jwa:ba:t l-3a:yiltik .....
- waqta:sh dxalna: lilqasm .....
- fhimt iddars ilyu:m walla la: .....

2- Write a short paragraph describing what you did last weekend.

3- Write a dialogue about a conversation you had with a friend as you were inviting him (her) to have lunch with you.

Script




st

a friend



3and il3aTTa:r

- il3aTTa:r : itfadhdhil ya: si: a:sh Wa:shtik  
ja:k : u:zinli: ki:lu: fari:na w-rTal sukkur  
il3aTTa:r : shnuwwa la:xir  
ja:k : 3andikshi: yaghurT  
il3aTTa:r : la: ma: nbi:3ish ilyaghurT shu:f ilWa:nu:t  
illi: bijnabna:  
ja:k : a3Ti:ni: zu:z ba:kuwa:t biskwi:t w-Wa:ra 3dham  
il3aTTa:r : a:kahaw xu:ya  
ja:k : zi:dni: zu:z xubza:t w-a3milli: laKsa:b  
il3aTTa:r : ilKsa:b di:na:ri:n w-mi:ti:n  
ja:k : bissla:ma w-rabbi: y3i:nik.





Translation

At the grocer's

The grocer : What do you need sir?

Jack : Weigh me a kilo of flour and a pound of sugar.

The grocer : What else?

Jack : Do you have yughurt?

The grocer : I don't sell yughurt. Look in the store that is next to us.

Jack : Give me two boxes of biscuits and four eggs.

The grocer : Is that all sir?

Jack : Give me two loaves of bread and tell me what it comes to.

The grocer : That will be two Dinars and two hundred Millime

Jack : Good-bye and God help you.

-----  
1) Vocabulary to retain:

a) nouns

(3aTTa:r) : "grocer". Another common word is (jirbi) "Jerbian". The latter actually means "someone from Jerba". Jerba is an island off the Tunisian southern coast and the word (jirbi:) came to mean "grocer" because the people coming from this island are known throughout the country in trade and in the grocery business in particular.

140  
(Ka:shtik) : "Your need". This word is a combination of (Ka:ja) : "need" and (--tik) : "sur",

: the possessive adjective. (Ka:ja) may also mean: "thing".

(ya: si:)

:"Yoy sir". The (ya:) is a vocative particle that does not have an equivalent in English. It is used when calling someone at a distance and can be followed by the name of a person as in (ya: 3li:) : "Hey, you Ali." or by the word (si:) "Sir", or (lilla): "Miss" or "madam" when addressing a man or a woman with whom we are not acquainted.

sugar.

that is

(xu:ya)

:"My brother" is the literal equivalent. However, when used in addressing someone of our age group it simply means "Sir". (uxti:) : "My sister" is used with a woman of our age group.

eggs.

that it

(fari:na)

:"Flour" (fem. sing. n.)

(rTal)

:"A pound" or "Half a kilogram." (masc. Sing. n.)

Millimes.

(Ka:nu:t)

:"Shop" (masc. sing. n.) . (Ka:ni:t) : "Shops" (pl)

(ba:ku:wa:t)

:"boxes" or "packages" (pl) . (ba:ku:) : "box" or "pack" (masc. sing. n.) i.e. (ba:ku: swa:gir) : "A pack of cigarettes."

(biskwi:t)

: "biscuits".

(Ka:ra)

:"Four (of something)". Eggs and other goods could be bought by the one or by any multiple of four. The "dozen" notion exists in Arabic but is not particularly used with eggs.

is (jirbi:) means

island

and the

cer" because

island are

n trade

particular

ination

:"your",

(Tizzi:na) : "a dozen". (nuS Tizzi:na) : "Half a dozen".

(3dham)

:"Eggs".

(xubza:t)

:"Loaves of bread". (pl). (xubza) : "One loaf". (fem)

(laKsa:b)

:"The bill ". The word comes from the verb

(iKsib) : "Count".

(rabbi:) : "My God". (rah) : "God". and the (---i:) is the possessive adjective: "my".

b) Verbs

(u:zinli:) : "Weigh me". (u:zin) : "Weigh" + (---li:) : "to me".  
(wzin) : "He weighed" is the past stem.

(ma: nbi:3ish) : "I don't sell". (bi:3) : "Sell". (ba:3) : "He sold".

(shu:f) : "look" or "see". (sha:f) : "He looked/ saw".

(zi:dni:) : Literally, this is "Add me". It actually means "give me .....too." or "Give me some more".

(Zi:d) : "Add" or "give more". (za:d) : "He added/ gave more".

(a3Ti:ni:) : "give me". (a3Ti:) : "Give" . (3Ta:) : "He gave".

c) Other expressions

(a:kahaw) : "Is that all?" or "That's all". It 's a combination of (ha:da:ka) + ( huwwa) : "That (is)" + "it".

(shnuwwa la:xir) : "What else?" ( a:xir/ uxra/ uxri:n) : "Other" (adj). i.e. (a3Ti:ni: ilkta:b la:xir) : "Give me the other book."

(illi:) : "That" or "Who" or "Which" : relative pronouns.

-----  
Vocabulary exercises

A) Fill in the blanks with the following expressions:

(yu:zin)-(nshu:f)-(laḥsa:b)-(ḥa:ra)-(ilxubza)-(illi:)-(lu:xir)

(ḥa:shti: b---)-(ybi:3)-(zi:dni:).

-ijjirbi: .....ki:lu: sukkur.

-qadda:sh min .....3dham biḥ tḥuTT fi: il3ijja

- ma:ḍabiyya .....ilfi:lm.  
 - .....xubza uxa. ha:ḍi: shwayya.  
 -qadda:sh .....? -thla:tha di:na:ra:t  
 -il3aTTa:r ha:ḍa: .....idduxxa:n za:da.  
 -ilkta:b .....fu:q iTTa:wla mta:3i:  
 .....b-mya:t milli:m  
 -ma:nḥibsh ilqlam ha:ḍa: . a3Ti:ni: ilqkam .....  
 -a:sh tḥib ? ..... sti:lu: w-warqa.

b) Match the expressions in column -A- with those in column -B-

-A-	-B-
1- a3mil	a) swa:gir
2- Ḥa:ra	b) xu:ya
3- ha:ku:	c) laḤsa:b
4-rTal	d) y3i:nik
5-rabbi:	e) sukkur
6- ya:	f) 3dham

II) More useful vocabulary

a) Nouns

- (nuS rTal) : "half a pound".  
 (mya:t gra:m) : "100 grams"  
 (i:tra) : "One liter"  
 (Ḥukka/Ḥkuk) : "A can/ cans" (fem)  
 (quffa/ q'fa:ʕ) : "A basket/ baskets" (fem)  
 (Sandu:q/Sna:diq): "A large box/ boxes" (masc.)  
 (qadhya) : "Errands". (fem.)

b) Verbs

(aqdhi:) : "Shop" . (qdha:) : "He shopped" (past stem)

(yikfi:) : "is enough" i.e. (ha:da: yikfi:) : "This is enough"

(yizzi:) : The same as above

c) Adjectives :

(gha:li:/gha:lya/gha:li:n) : "Expensive"

(rxı:S/rxi:Sa/rxa:S) : "Cheap"

(jdi:d/ jdi:da/jdud) : "New"

(qdi:m/ qdi:ma/qdum) : "Old"

(Tri: / Triyya/ Tri:yi:n) : "Fresh" (for bread / vegetables etc.)

(msakkir/ msakkra/ msakkri:n): "closed"

(maflu:l/maflu:la/maflu:li:n): "Open".

List of goods found at the 3aTTa:r's.

(xubz)	:	"bread"
(lu:bya)	:	"beans"
(shma3)	:	"candles"
(jbin)	:	"cheese"
(NumS)	:	"chick peas"
(shukla:Ta)	:	"chocolate"
(swa:gir)	:	"cigarettes"
(qirfa)	:	"cinnamon"
(3u:d grunful)	:	"cloves"
(kammu:n)	:	"cumin"
(thu:m)	:	"garlic"
(ta:y)	:	"tea"
(hri:sa)	:	"harissa" 143
(3sal)	:	"honey"
(fu:l)	:	"horse beans"

enough"

ables etc

- (maqr:na) : "macaroni".
- (wqi:d) : "matches".
- (kili:b) : "milk".
- (na3na:3) : "mint".
- (aba:ri:) : "needles" (ibra) : "a needle"
- zi:tu:n) : "olives" (zi:tu:na) : "one olive".
- (zi:t zi:tu:na) : "Olive oil".
- (filfil akkil) : "black pepper".
- (ru:z) : "rice".
- (za3fra:n) : "saffron".
- (milil) : "salt".
- (sardi:na) : "Sardines"
- (smi:d arTib) : "Fine semoulina".
- (nsha:) : "Starch".
- (sukkur Twa:ba3) : "sugar cubes".
- (sukkur arTib) : "powdered sugar"
- (Tma:Tim ma3ju:n) : "tomato paste."
- (tun) : "Tuna".
- (kukka Tma:Tim) : "a can of tomatoes".
- (xmi:ra) : "Yeast".

More vocabulary exercises.

A) Translate into Arabic.

- I need one liter of olive oil. ....
- I want to buy a pound of sugar. ....
- Where do you shop? .....
- Give me two one-pound cans of sugar. ....
- The eggs are cheap in this shop . ....
- Pay the grocer and put the items in the bag. ....
- .....

- This milk is not fresh. ....
- How much is the 100 grams of black pepper .....
- .....

b) Complete the sentences with your own words

- a3Ti:ni: .....min fadhlik
- u:zinli: .....
- zi:dni: .....
- 3andikshi: .....?
- il3aTTa:r ha:ʔa: ma: ybi:3ish .....
- laʔsa:b .....
- ilʔa:nu:t ha:ʔa: ma:hu:sh .....nha:r laʔad.
- ilxubz ma:hu:sh .....
- bqadda:sh .....

III) Grammar point -1-

The dual

In addition to the singular and plural forms, Arabic has the dual form which is used when referring to two of a kind. The dual is expressed in two ways:

1- (zu:z) +plural :

Examples: (zu:z dha:biz) : "two bottles".  
(zu:z ʔwa:nit) : "two stores".

2- by adding the dual endings (---i:n) or (--ti:n) to singular nouns

Examples: (di:na:r) .....(di:na:ri:n)

151 (karra:sa) .....(karra:sti:n)

Notes :

-When the masculine noun is made of three consonants and has no long vowel, the vowel is moved up from after the second consonant to after the first.

Example : (Sḥan) : "A dish."  
(Saḥni:n) : "Two dishes."

- The (----ti:n) ending is used with feminine nouns ending in (---a)

Example : (xubza) : "One loaf of bread".  
(xubzti:n) : "Two loaves of bread"

-Not all nouns in Arabic can take the dual form. It's usually used with nouns indicating time, measure or things that come in pairs:

Examples:

(nha:r/ nha:ri:n) : "One day/ two days".  
(i:tra/ i:trti:n) : "One liter/ two liters".  
(yid/yiddi:n) : "One hand / two hands"

- Masculine nouns ending in long vowels can have the dual forms only with (zu:z + plural)

Example:

(kursi:) ....(zu:z kra:si:) : "One chair / 2 chairs"

Exercise:

Give the dual forms of the following nouns

Singular form	Dual with (i:n) or (ti:n)	dual with (zu:z)
-qlam	.....	.....
-kta:b	.....	.....

1.

has the  
he

titles".  
ones".

:n) to

ri:n)

si:n)



<u>Singular form</u>	<u>Dual with (i:n) or (ti:n)</u>	<u>Dual with (zu:z)</u>
-Mukka	.....	.....
-i:tra	.....	.....
-3adhma	.....	.....
-xubza	.....	.....
-karhba	.....	.....
-ba:b	.....	.....
-Ta:wla	.....	.....
-da:r	.....	.....
-bi:t	.....	.....
-warqa	.....	.....
-nha:r	.....	.....
-marra	.....	.....
-fikra	.....	.....
-ra:jil	.....	.....
-mra:	.....	.....
-qahwa	.....	.....
-ba:ku:	.....	.....
-sti:lu:	.....	.....
-ki:lu:	.....	.....
-timbri:	.....	.....
-jirbi:	.....	.....
-ma:SSu:	.....	.....

Grammar : point -2-

The collective form of nouns

and

Expressions of unity

-The collective form is a noun used to indicate a group of

(zu:e)

objects. It's especially used for the names of plants, fruits and animals. Example : (ʏu:t) : "Fish". (in general).

-This noun is considered masculine singular except when it indicates a group of people in which case it is plural

Example : (na:s) : "People".

-We can form a noun that indicates a single unit from a collective noun by adding (---a)

Examples: (yughurT) .... (yughurTa) : "One yughurt".

(bSa1) ..... ( BaS1a) : "One onion."

- We can form the plural form from the collective form of nouns by adding (---a:t). This plural form will indicate several units of one kind.

Examples: (ʏu:t) ..... (ʏu:ta:t) " Several fish."

(xubz) ..... (xubza:t) : "Several loaves".

-Unity can also be indicated by using the word (kaʒba) in front of the collective noun

Examples:

(burdga:n) ..... (kaʒba burdga:n)

(ʒdham) ..... (kaʒba ʒdham)

Exercise :

Form the unit and plural forms from the collective forms given.

<u>Collective forms</u>	<u>Unit form</u>	<u>Plural form</u>
-xubz	.....	.....
-ʒdham	.....	.....
-burdga:n	.....	.....
-ʏu:t	.....	.....
-1ʏam	.....	.....
-bri:k	.....	.....
-tiʒfa:ʏ	.....	.....

1546-

IV) Communication activities :

1) The students are given a list of goods and some money and are asked to go and actually buy those items from the nearest store.

2- Write the verbs in parentheses in the correct forms

-ja:k (imshi:) ..... ijjirbi: bish (aqdhi:) .....

-(hib) ..... (ishri:) ..... ha:ra ham w-zu:z ba:ku:wa:t  
biskwi:t la:kin ijjirbi: ma: (bi:3) ..... sh iham.

-ijjirbi: (u:zin) ..... ilqadhya w-bahd bish (ahmi).....  
lahsa:b.

3- Answer the following questions

-mni:n tishri: ilyughrT.

-mni:n taqdhi:

-bqadda:sh ilba:ku: hli:b

-mni:n tnajjim tishri: tna:bir.

-ijjbin illi: hand ijjirbi: jdi:d walla la:

-wi:n ju: ilha:nu:t

-handu:shi: swa:gir

-tahrif ijjirbi: illi: yixdim fi: ilha:nu:t.

script



Handwritten text in a stylized script, possibly a name or word, consisting of several characters.

money

re

ms

...

wait

.....



ilxudhra

fa:Tma : wi:n kunt ridha

ridha : mshitt ilxadhda:r w-shr:tlk shwayya xudhra

fa:Tma : bqadda:sh shri:t issfinna:rya

ridha : b-thla:tha mya: w-xamsi:n ilki:lu:

fa:Tma : qadda:sh gha:lya


ridha : gha:lya larkin Triyya w-Wluwa

fa:Tma : lqi:tsh krumb 3and ilxadhda:r

ridha : la: ma: 3andu:sh krumb

fa:Tma : mma:la ba:sh bish na3mil ilkusksi:

ridha : xdi:tlk baTTa:Ta w-qra3 w-shwayya NumS mnaffax



Translation:

The vegetables

- Fatma : Where have you been , Ridha?  
Ridha : I went to the greengrocer and bought you some vegetables.  
Fatma : How much were the carrots?  
Ridha : They're three hundred and fifty Milleimes the kilo.  
Fatma : How expensive!  
Ridha : They're expensive but they're tender and sweet.  
Fatma : Did you find any cabbage at the greengrocer's?  
Ridha : He didn't have any.  
Fatma : What am I going to prepare the kuskus with, then?  
Ridha : I bought you some potatoes, squash and soaked chick peas.

-----  
Questions on the dialogue /

- 1- wi:n msha: ridha  
2-a:sh shra: min 3and ilxadhda:r  
3-b-qadda:sh ilki:lu: sfinna:rya  
4-issfinna:rya rxi:Sa walla gha:lya  
5-issfinna:rya ba:hya walla la:  
6-ilxadhda:r ybi:3 Krumb walla la:  
7-3la:sh fa:Tma Ma:shitha bilkrumb?  
8-ba:sh bish ta3mil ilkusksi:

1) Vocabulary to retain

a) nouns

- (iixudhra) : "Vegetables" (fem)  
(iixadhdhar) : "The greenchoccol" (masc.)  
(krumb) : "Cabbage" (masc.)  
(sfiimaryal) : "Carrots" (fem)  
(kusksi:) : "couscous" (masc.)  
(baTTa:Ta) : "Potatoes" (fem)  
(qraʒ) : "Squash". (masc.)  
(ʔumS) : "Chick peas". (masc.)
- 

b) Verbs

- (kunt) : "were/ was". The past form of the verb "be"  
(see uses and conjugation in grammar point -1-)  
(msh:i:t) : "I went". The present infinitive is (imsh:i:) "go".  
The past infinitive is (msh:a:) "He went".  
(shri:tlik) : "I bought (for) you". (shri:t) "I bought".  
(ishri:): "Buy" ; (shra:): "He bought".  
(lqi:tsh) : "Did you find?" .(lqi:t) : "You found".  
(ilqa:) "find" .(lqa:) : "he found".  
(xʔi:tlik) : "I bought you". Literally this is "I took to you."  
(a:xuʔ) : "Take" ; (xʔa:): "He took".
- 

c) Adjectives

- (gha:lya) : "Expensive". (fem/sing). (gha:li: / gha:li:n): are  
respectively the masculine singular and the plural  
forms.  
(Triyya) : "Tender". (fem/sing). (Tri: / Triyyi:n): masc. sing/pl  
(ʔluwwa) : "sweet" (fem. sing.). (ʔlu: / ʔluwwi:n) : masc. sing./pl  
(mnaffax) : "soaked". (masc. sing.). (mnaffxa/ mnaffxi:n) : are the  
feminine singular and plural forms.



Vocabulary exercises :

A- Fill in the blanks with the following expressions:

(Triyya) - (kunt) - (mshitt) - (shritt) - (gha:li:n) - (ybi:3).

munsif : wi:n ..... ilba:raʔ

3li: : l-tu:nis

munsif : ta3rifsh shku:n ..... iljannid fi: ishshu:ras ha:da

3li: : shu:f ilʔa:nu:t illi: baʔʔa: ilbu:ʔ.

munsif : a:sh ..... min 3and il3aTTa:.

3li: : ʔa:ra 3dham

ilkra:hib ..... ya:sir fi: tu:nis.

-a:na: ..... mridh uba:ʔ laʔad ilfa:yi.

-fi: ishshu: ilxudhra .....

B- Translate into English

ilba:raʔ a:na: mshitt ilmarshi: utar3 ilxudhra w-shritt  
shwayya qra3 w-baTTa:Ta w-zu:z ki:lu: sfinna:rya. ilxudhra  
gha:lya fi: jwi:lya w-ma:hi:sh mawjuda bar ba.

.....  
.....  
.....  
.....

II) More useful vocabulary

names of fruits and vegetables

(ghalla) : "Fruit"

(su:m) : "price"

(tiffa:ʔ) : "Apples"

(mishma:sh) : "Apricots" 16i

(ganna:riyya) : "Artichokes".

- (mu:ʔ) : "Bananas".
- (baʔʔi:s) : "Cantaloupe"/"Melon"
- (bru:klu:ʔ) : "Cauliflower".
- (kla:ʔiz) : "Cucumber".
- (ʔab mlu:ʔ) : "Cherries"
- (qʔa:nvaʔ) : "Corn"
- (faqu:ʔ) : "cucumbers"
- (Tmar) : "Pates"
- (bi:tinja:la) : "eggplant".
- (bi:ʔe:s) : "zennet"
- (karmu:s) : "ʔas"
- (ʔuib) : "arapes".
- (zi:ba:ʔ) : "grapefruit".
- (qa:riʔ) : "lemon".
- (xaʔʔ) : "lettuce".
- (ʔna:wiyʔa) : "okra".
- (bʔaʔ) : "onions".
- (maʔdnu:s) : "parsley".
- (xu:x) : "peaches".
- (ʔilba:na) : "peas"
- (anza:s) : "pears".
- (ʔilʔil) : "peppers"
- (rumma:n) : "pomegranates"
- (hindi:) : "prickly pears".
- (ʔwi:na) : "plums".
- (sibna:x) : "spinach".
- (fra:wlu:) : "strawberries".
- (mada:li:na) : "Tangerines".
- (Tma:Tim) : "Tomatoes".
- (ʔiʔʔ) : "Turneps".
- (di:ʔa:ʔ) : "Watermelon"
- (qraʔ bu:Tizzi:na) : "Zucchini".

Vocabulary exercise:

Complete the following sentences with names of fruits or vegetables.

- 1-nʕib naʕmil Sla:Ta w-nʕuʕT fi:ha: .....
- 2-ilghalla ilmawju:da tawwa hiyya .....
- 3-filjanu:b ma: famma:sh .....
- 4-ilxadhha:r ʕandu:shi: .....
- 5-aʕTi:ni: ki:lu: .....
- 6-shnuwwa su:m .....
- 7-u:zinli: zu:z ki:lu: .....
- 8-ʕandikshi: .....
- 9-shnuwwa tʕib di:sa:r .....

III) Grammar point-1-

The verb "to be" : (ku:n)

a) There is no verb "to be" (am, are, is) in the present tense.

Examples:

- huwwa ʕ hu:ni: : "He is here".
- hu:di: ʕ min ga:bi:s : "Hadi is from Gabès."
- hiyya ʕ Sghir: : "She is young".

b) In the future tense the verb root (ku:n) is used in the conjugated form:

Examples:

- a:na: bih nku:n hu:ni: : "I will be here."
- maʕmu:d bih vlu:n fi: tunis : "Mahmoud will be in Tunisia".

Exercises

a) Translate:

- We'll be there tomorrow. ....
- They'll be with us this evening. ....
- Where will you be next year? .....
- I'd like to know what my job will be like? .....
- .....
- When will you be at the school? .....

b) Complete the following sentences using a form of (ku:n).

- a:na: bish .....ijjim3a ijja:ya.
- inti: bish .....ilxmi:s ijja:y.
- muḥammad bish .....ghudwa.
- sunya bish .....nha:r laḥad ijja:y.
- aḥna: bish .....il3a:m ijja:y
- intu:ma: bish .....fi: ma:dhi: sa:3a
- wi:n bish .....hu:ma: ba3d shwayya?

c) In the past tense the following forms of (ku:n) are used:

- a:na: kunt
- inti: kunt
- huwwa ka:n
- hiyya ka:nit
- aḥna: kunna:
- intu:ma: kuntu:
- hu:ma: ka:nu:

Examples :

- luṭfi: ka:n m3a:na: : "Lotfi was with us".
- layla ka:nit gha:di: "Leila was there."

Exercises

a) Translate:

- We were with them last Friday . . . . .
- They were here last night. . . . .
- She wasn't sick last night . . . . .
- Why weren't you in the classroom? . . . . .
- How was the house? . . . . .

b) Make sentences using the table to guide you.

kunt			
ka:n			
ka:nit	fi:		
kunna:	baħda:	(place)	(time)
kuntu:	m3a:		
ka:nu:			

Example: (kunt m3a:hum fi: tu:nis ilba:raħ)

Grammar point-2-

The past tense of group -2- verbs

Group -2- verbs are those ending with a long vowel (\_\_\_\_\_ a:)

Examples: (kla:): "He ate"; (ħda:): "He began"; (shra:): "He bought"

They are conjugated in the following manner:

a:na: shr	i:t ilxudhra	aħna: shr	i:na: ilxudhra
inti: shr	i:t ilxudhra	intu:ma: shr	i:tu: ilxudhra
huwwa shr	a: ilxudhra	hu:ma: shr	a:w ilxudhra
hiyya shr	a:t ilxudhra		

Note:

Note how the long vowel is kept with (huwwa; hiyya and hu:ma:) It becomes (---i:) with the other subjects.

List of a few verbs belonging to this group

- |                               |                          |
|-------------------------------|--------------------------|
| -(kla:) : "He ate".           | -(bda:) : "He began"     |
| -(msha:) "He went".           | -(nsa:) : "He forgot".   |
| -(xða:) : "He took"           | -(jra:) : "He ran".      |
| -(3Ta:) : "He gave "          | -(rma:) : "he threw".    |
| -(qra:) : " He read/studied". | -(wfa:) : " he finished" |
| -(lqa:) : "He found".         | -(3adda:) : "He spent"   |
| -(bka:) : "He wept/ cried"    | -(ja:) : "He came".      |
| -(shra:) : "He bought".       |                          |

Exercises:

1) Complete the following tables

a) a:na: xði:t issti:lu: w-bdi:t niktib.

- inti: .....
- huwwa .....
- hiyya .....
- aħna: .....
- intu:ma: .....
- hu:ma: .....

b) a:na: mshi:t lilħa:nu:t w-shri:t xubza.

- inti: .....
- huwwa .....
- hiyya .....

a:)  
bought"

ra  
ra  
ra

-aḤna: .....  
-intu:ma: .....  
-hu:ma: .....

c) a:na: ji:t lidda:r w-ma: lqi:t Ḥatta Ḥad.

-inti: .....  
-huwwa .....  
-hiyya .....  
-aḤna: .....  
-intu:ma: .....  
-hu:ma: .....

2) Rewrite the following sentences adding (ilba:raḤ) and making the necessary changes.

-3la:sh ma: tji:wsh baḤda:na: ? .....  
-ja:k yaqra bil3arbi: fi: hirgla .....  
-muḤammad y3addi: sa:3ti:n fi: ilqahwa .....  
-3li: yji: lilmat3im w-ya:kul kusksi: .....  
-aḤna: nimshi:w lilḤa:nu:t w-na:xdu: ki:lu: sukkur w-ninsa:w ilku: .....  
.....  
-a:na: narmi: ilku:ra l-Sa:Ḥbi: .....  
-hu:ma: yji:w limaktib w-yibda:w yaqra:w .  
.....

3) Answer the following questions

- waqta:sh ji:t l-tu:nis. ....  
-qri:tsh bil3arbi: qbal .....  
-qadda:sh min jim3a 3addi:t fi: tu:nis tawwa .....

- mshī:tshī: l-su:sa .....
- bdi:tsh titkallim bil3arbi: shwayya .....
- kli:tsh 3nib ilba:raḥ .....
- xḍi:tsh ilka:r bish timshī: l-tu:nis .....

-----

Grammar point-3-

Adjectives

All adjectives in Arabic have three forms depending on the gender and number of the nouns they modify.

When the masculine form of the adjective ends with (\_\_\_i:), the feminine drops the (\_\_\_i:) and adds (\_\_\_ya).

Examples: (ba:hi:) .....(ba:hya) : "good" or "nice"

(gha:li:) .....(gha:lya) : "Expensive".

When the masculine form ends with a consonant, we add (\_\_\_a) to form the feminine.

Examples: (bni:n) .....(bni:na) : "Delicious"

(rzi:n) .....(rzi:na) : "Heavy".

Notice: Notice the shift in stress when the word is altered.

-Most plurals of adjectives are irregular and have to be learned.

List of common adjectives and their forms

<u>Masculine</u>	<u>Feminine</u>	<u>Plural</u>	<u>translation</u>
gha:li:	gha:lya	gha:li:n	Expensive
rxī:S	rxī:Sa	rxā:S	Cheap
kbi:r	kbi:ra	kba:r	Big/old/ great



<u>Masculine</u>	<u>Feminine</u>	<u>Plural</u>	<u>Translation</u>
Sghi:r	Sghi:ra	Sgha:r	Small/ young
Ḫlu:	Ḫluwwa	Ḫluwwi:n	sweet
ma:laḪ	ma:lḪa	ma:lḪi:n	Salty
murr	murra	murri:n	bitter
bni:n	bni:na	bna:n	delicious
ma:SiT	ma:STa	ma:STi:n	not good to the taste
Tri:	Triyya	Triyyi:n	tender
sha:rif	sha:rfa	sha:rfi:n	tough/ old
jdi:d	jdi:da	jdud	new
qdi:m	qdi:ma	qdum	old (things)
ha:yil	ha:yla	ha:yli:n	excellent
ba:hi:	ba:hya	ba:hi:n	good
xa:yib	xa:yba	xa:ybi:n	bad
xfi:f	xfi:fa	xfa:f	light
rzi:n	rzi:na	rza:n	heavy
qa:riS	qa:rSa	qa:rSi:n	sour
ya:bis	ya:bsa	ya:bsi:n	dry/hard/tough

-----

Exercise

Put the adjectives in parentheses in the correct form (masculine or feminine or plural).

- issfinnarya (gha:li) .....
- ilburdga:n (qdi:m) .....
- ilbaTTa:Ta (bni:n) .....
- ilxudhra (rxī:S) .....
- ilghalla (ba:hi:) .....
- ilkarhba (jdi:d) .....
- iTma:Tim (xa:yib) ..... 163
- irra:jjil (kbi:r) .....

Notes on the position of adjectives

1- As a general rule, an adjective follows the noun it modifies as in:

-nħib sti:lu: jdi:d : "I want a new pen".

-Sa:ħbi: la:ma:ri:ka:ni: yitkallim bilġarbi: : "My American friend speaks Arabic."

2- However, there is a class of modifiers called "quantifiers" which come before the noun. Those words are: (ħarsha) - (shwayya) (nuS) - (thla:tha) ...

famma ħarsha tla:mħa : " There are many students"

ishri: shwayya Tma:Tim : "Buy a few tomatoes."

-a3Ti:ni: zu:z tiffa:ħa:t : "Give me two apples".

-These quantifiers have only one form and do not change according to the gender or the number of the nouns they modify.

3-Some useful expressions

-(kull wa:ħid) : "Everyone"

-(ħatta wa:ħid : " no one".

-(ħatta shayy) : " nothing"

-(ħatta buq3a) : " nowhere".

-(ħatta bla:Sa) : "nowhere"

(kull shayy) : "everything"

-(kull bla:Sa) : "everywhere".

-(inna:s ilkul) : " All the people/ everyone".

-(ilbulda:n ilkul): " All countries".

IV) Communication activities

1) Answer the following questions

- shniyya ilxudhra illi: tKibha
- shniyya ilghalla illi: tnajjim tishri:ha tawwa.
- shku:n ybi:3 ilxudhra
- famma:sh xadhdha:r baKda: da:rkum
- shniyya ilxudhra illi: ta3mil bi:ha Sla:Ta
- nha:r a:sh tishri: ilxudhra.

2- Translate the following sentences

- She went to the market.
- we ate apples
- he found his book at home.
- They came at 10 O'clock.
- We finished our work.
- He gave me money.
- I read that book.
- They began to learn Arabic.
- She bought fruits from the market.
- I forgot my money at home.

3- Students may be asked to go and buy some particular vegetables and to prepare a salad.

4- Interpreting:

Three characters: One is a Tunisian merchant who speaks no English. The other is a Tunisian who speaks English. The third is American. He speaks no Arabic. The American wants to buy some vegetables and fruits. His Tunisian friend interprets for him.





fi: mKaTTiT ilka:r

nansi: : qaSSi:t tsa:kir 1-3i:n dra:him

bi:l : la: Mabbitt nquSS la:kin lqi:t ilgishi: msakkir

nansi: : ta3rifsh waqta:sh tuxruj ilka:r


bi:l : famma ka:r xarjit tawwa sa:3a w-ka:r tuxruj fi:  
ilxamsa.

nansi: : waqta:sh tu:Sul 1-3i:n dra:him

bi:l : ndhun tu:Sul m3a: ittis3a

nansi: : mmaxxir ya:sir. ma:4abi:na nku:nu: gha:di: qbal  
iththmánya.

bi:l : mma:la hayya nimshi:w nshu:fu: luwwa:j-xi:r .



Translation

At the bus station

- Nancy : Did you buy tickets for Ain Drahem?  
Bill : No, I wanted to , but I found the window closed.  
Nancy : Do you know when the bus leaves?  
Bill : A bus left an hour ago and there is a bus that  
leaves at five.  
Nancy : When does it arrive in Ain Drahem?  
Bill : I think it arrives at about 9.0'clock.  
Nancy : That's too late. We'd want to be there before eight.  
Bill : Let's go find a louage then; it's better.

-----  
Questions on the dialogue

- wi:n ma:shi:n nansi: w-bi:l  
-bi:l qaSShi: itt<sup>u</sup>sa:kir  
-3la:sh la:  
-waqta:sh xarjit ilka:r  
-waqta:sh bish tuxruj ilka:r ijja:ya  
-waqta:sh tu:Sul 13i:n dra:him  
-waqta:sh y<sup>h</sup>ibbu: yku:nu: fi: 3i:n dra:him  
-a:sh bish ya3mlu: bish yu:Slu: bikri:

-----  
1) Vocabulary to retain

a) Nouns

- (tsa:kir) : "tickets" (pl) .(tiskra) : "A ticket". (ʒem)  
(ilqishi:) : "The window" (masc. sing.) (it's the ticket window)

at cinemas, theatres, transportation stations etc...)

- (ilka:r) : "The bus" . {fem.s;ng}. (ki:ru:n): "buses". (pl)  
(luwwa:j) : " A privately-owned car operating on a fixed route but according to no fixed schedule. Louages leave when they are full. (capacity is five passengers and the driver.)

-----  
b) Verbs

- (qaSSi:t) : Literally this is "you cut" but when used with (tsa:kir) : "tickets" , it means : "you bought".  
(Habb:t) : "I wanted". The past stem is :(Habb) : "He wanted".  
(lqi:t) : "I found" . The past tense stem is:(lqa:): "He found".  
(tuxruj) : "It leaves". (uxruj) is the present stem and (xruj) : "He left" is the past stem. (hiyya xarjit): "She left".

-----  
c) Other expressions:

(ma:dabi:na: nku:nu:): In Arabic when two verbs are juxtaposed, the first verb is the one that implies the tense, the second is always conjugated in the present tense as it is always in the infinitive in English. When the verb "to be" happens to occur in the position of a second verb, not only does it acquire a form but also follows a regular pattern in its conjugation in the present tense. The root is (ku:n) which can be conjugated as follows: (nku:n ; tku:n ; yku:n ; nku:nu: etc...



Examples: (nħibb nku:n fi: tu:nis fi: issitta):

"I want to be in Tunis at Six."

(ħabbi:na: nku:nu: fi: ilwaqt): "We wanted to be on time."

(nshu:fu:) :The literal meaning is : "We see/ look at". It actually means "look for" or "try to find" as in: (shu:fli: 3la: 3li:) : "Look for Ali for me".

(qa:3di:n nshu:fu: 3la: da:r lilkra:) : "We are looking for a house to rent."

(xi:r) : "better".

-----

Vocabulary exercises :

A- Match the expressions in column -A- with those of column -B-

-A-

-B-

1- qaSS

a) tuxruj

2- ka:r

b) sa:3ti:n

3- tawwa

c) il3ashra

4- tiskra

d) tsa:kir

5- m3a:

e) ltu:nis

B) Make your own sentences with the matched expressions.

- 1- .....
- 2- .....
- 3- .....
- 4- .....
- 5- .....

c) Fill in the blanks using the following expressions:

(m3a:) - (tu:Su1)-(xraj)-(ndhun) -(qbal)-(lqi:t)-(yshu:fu:)  
(ħabbi:t)-(xi:r)-(tsa:kir).

1- waqtilli: mshi:t lidda:r lqi:t 3li: .....

2-tawwa nji:k lidda:r .....nuS innha:r.

3-illuwwa:j .....qbal ilka:r .

4-ittis3a tji: .....il3ashra

5-msha:w l-tu:nis bish .....Sa:ħibhum ha:di:

6-.....na3mil ta:li:fu:n la:ki: nsi:t innu:mrū:

7-kama:l yqarri: bilgda: la:kin 3li: yqarri: .....

8-qaSSi:t zu:z .....lissi:ni:ma:

9-dju:n ma: ja:sh lilmaktib lyu:m ..... huwwa mri:dh

10- wi:n ..... ilmu:z - fi: ilmarshi:

11) More useful vocabulary

a) Nouns

(sfar) : "Travel". (masc)

(Tri:q) : "Road" (masc.)

(kayya:s) : "Dirt road".

(sur3a) : "speed" (fem) (imshi: b-sur3a): "Go quickly".

(haga:j) : "luggage". (masc.)

(fa:li:ja/ fa:li:ja:t) : "A suitcase/ suitcases" (fem)

(Sa:k/ Si:ka:n) : "Bag/ bags" (fem)

(buq3a/ bqa:yi3) : "Seat/ seats" (fem)

(bla:Sa/bla:yiS) : "place/ places" (fem)

(shuffu:r) : "Driver" (masc)

(xalla:S) : "Conductor" (masc.)

(paspu:r) : "passport" (masc.)

(ma:l) : "trunk". (masc)

(dhash) : "stuff/ things" (masc)

(ittri:nu:) : "the train". (masc.)

):

wanted

actually

fli:

looking

e

essions.

b) Verbs:

- (irkib/ rkib) : "Get on (a bus)/ He got on (a bus)"  
(sa:fir/ sfar): "travel / he travelled"  
(shidd iSSaff) : "stand in line." (shadd iSSaff): "He stood in line."  
(quSS bilmsabbaq): "book in advance."  
(a3mil aksidan) : have an accident".  
(du:x /da:x) : "faint/ he fainted"  
(rudd/ radd) : "throw out/ he threw out"  
(dizz/ dazz) : "push/ he pushed"  
(hizz/ hazz) : "lift or take/ He lifted or took".

c) Other expressions

- (wasa:yil innaql) : "the means of transport."  
(nidha:m) : "Order" (masc.)  
(tiskra mashi: w-jay): "return ticket".  
(fa:ragh/ fa:rgha/ fa:rghi:n) : "empty"  
(m3ibbi:/m3ibbiyya/m3ibbi:n): "full"  
(milya:n/milya:na/mla:ya) : "full"  
(wa:qif/ wa:qfa/ wa:qfi:n) : "standing"  
(mnadhdim/mnadhhma/ mnadhmi:n): "organized"

d) More vocabulary exercises :

A- Translate:

1- ji:t wa:qif min su:sa

.....

2-kuTT ilbaga:j fi: ilma:l

.....

3-shiddli: bla:Sa baħda:k

.....

4-shidd iSSaff min fadhlik w-ma: tdizzshi:

.....

5- a:na: ndu:x w-ma:ḍabiyya nilqa bla:Sa bish nuq3ud

.....

6- mta:3 shku:n ilfa:li:ja ha:ḍi:

.....

2- Make your own sentences with the following expressions

1- (sa:fir) .....

2-(dbash) .....

3- (irkib) .....

4-(ittri:nu:) .....

5-(3mal aksidan) .....

-----

III) Grammar point-1-

(tawwa +time expression): "For/ since/ago".

a) (tawwa +3and\_\_\_ + period of time + verbal phrase in the present)

Example: (tawwa 3andi: sa:3a: w-a:na: niktib)

"I've been writing for two hours"

Translate :

1- I've been listening for half an hour.

.....

2- She has been eating for a quarter of an hour.

.....

3- We've been here for two hours.

.....

4- She has been studying Arabic for five weeks.

.....

5- They've been working for three years.

.....

in line"

b) (tawwa 3and\_\_\_ + period of time + milli: verbal phrase in the pa

Example :

(tawwa 3andi: sa:3ti:n milli: ji:t)

"I came two hours ago."

Translate:

-tawwa 3andu: shhar milli: ja: min a:ma:ri:kya

.....

-tawwa 3andha jim3a milli: msha:t l-tu:nis

.....

-tawwa 3andna: thla:tha swa:yi3 milli: fTarna:

.....

-tawwa 3andi: sa:3a milli: shuftu:

.....

c) (min +point intime + w + past negative statements)  
present affirmative statements)

Examples :

(min issitta w-a:na: nitkallim)

"I've been talking since six o'clock."

(ma: kallimtu:sh min nha:r laKad)

"I haven't talked to him since Sunday".

Translate:

1-I've been studying since I came.

...../

2-He's been reading since noon.

.....

3-She hasn't come since Wednesday.

.....

4-I haven't seen him since last week.

.....

the past)

Grammar point -2-

The past tense :Group -B-

Verbs belonging to this group are verbs composed of an initial consonant + (a) + a double consonant; such as

(qaSS) : "He cut"

(KaTT) : "He put"

(KaIl) : "He opened".

The verbs of this group follow this pattern in their conjugation in the past.

Subject pronouns	Stem	suffixes	Translation
a:na:	qaSS	i:t	I cut
inti:	qaSS	i:t	You cut
huwwa	qaSS		He cut
hiyya	qaSS	it	She cut
aKna:	qaSS	i:na:	We cut
intu:ma:	qaSS	i:tu:	You cut
hu:ma:	qaSS	u:	They cut

List of a few verbs of the same group :

- (KaIl) : "He opened"
- (madd) : "He held out"
- (shadd) : "He held"
- (laff) : "He wrapped"
- (3ass) : " He watched (guard)"
- (Kabb) : "He liked/ wanted"
- (fadd) : " He got fed up"
- (3add) : "He counted".
- (radd) : " He threw out/ He gave back".

Exercises

A- Complete the following tables

a) a:na: ħalli:t ilba:b w-ħaTTi:t dabshi: fi: bla:Sti:  
inti: .....ilba:b w-.....dabshık fi: bla:Stik  
huwwa .....ilba:b w- .....dabshu: fi: bla:Stu:  
hiyya .....ilba:b w- .....dbashha fi: bla:Sitha  
aħna: .....ilba:b w- .....dbashna: fi: bla:yiSna:  
intu:ma: .....ilba:b w- .....dbashkum fi: bla:yiSkum  
hu:ma: .....ilba:b w- .....dbashhum fi: bla:yiShum .

b) a:na: shaddi:t iSSaff w-qaSSi:t tiskra  
inti: .....iSSaff w- .....tiskra  
huwwa .....iSSaff w- .....tiskra  
hiyya .....iSSaff w- .....tiskra  
aħna: .....iSSaff w- .....tsa:kir  
intu:ma: .....iSSaff w- .....tsa:kir  
hu:ma: .....iSSaff w- .....tsa:kir

c) a:na: faddi:t 3la: xa:Tir q3adt nistanna barsha  
inti: .....3la: xa:Tir .....tistanna barsha  
huwwa .....3la: xa:Tir .....yistanna barsha  
hiyya .....3la: xa:Tir .....barsha  
aħna: .....3la: xa:Tir q3adna: .....barsha  
intu:ma: .....3la: xa:Tir q3adtu: .....barsha  
hu:ma: .....3la: xa:Tir qa3du: yistanna:w barsha

B- Change to the past

1- Sa:ħbi: yħibb yji: la:kin ma: yaħrifsh mni:n ya:xuđ ilka:r.

.....

2- nħuTT paspu:ri: fi: ilfa:li:ja w-nansa:h

.....  
3- waqtilli: tirkib fi: ilka:r tshidli: buq3a

.....  
4- ma: yhillu:sh ishshibba:k 3la: xa:Tir bard.

.....  
5-ma: nhibbu:sh na:xdu: ilka:r 3la: xa:Tir m3ibbiyya ya:sir

.....  
c) Answer the following questions

-shku:n Hall ilba:b.

-1-shku:n maddi:t ilflu:s waqtilli: Kabb:t tishri: tiskra

-3la:sh faddi:t milxidma

-fa:sh laffi:t ilghalla illi: shri:tha

-ba:sh qaSSi:t ilxubz.

-shku:n qaSSlik tiskra.

-----  
IV) Communication activities:

1- Answer the following questions

-wi:n ja:t mKaTTiT ilka:r

-famma:sh luwwa:j fi: ilmdi:na ha:di:

-bqadda:sh ittiskra min hu:ni: l-tu:nis

-qadda:sh tuq3ud ilka:r bish tu:Sul l-tu:nis

-a:ma: xi:r ilka:r walla illuwwa:j

-famma:sh tri:nu: ma: bi:n su:sa w-tu:nis.

2- Re-tell the dialogue in the third person

bi:l w-nansi: msha:w limKaTTiT ilka:r w-bi:l Kabb yquSS .....

.....  
.....  
.....

ka:r.

.....



3- You want to take a louage to Tunis but you're still unfamiliar with the Tunisian system of transportation. You go to the louage station and try to find out

- if there are any louages to Tunis
- the time of departure and arrival
- the price of the ticket
- whether you pay before or after trip.

Write a dialogue describing the conversation you had with a louage driver.

4- Discuss with your teacher the means of transport in Tunisia.





fi: da:r 3li:

umm 3li: : 3assla:ma, marʔba: bi:kum fi: da:rna:

bi:l : y3ayyshik wi:n 3li:

umm 3li: : ma: za:l ma: ja:sh milxidma 3iddik bi:h ja:

bi:l : qa:llikshi: illi: aʔna: ja:yi:n

umm 3li: : i:n3am qa:lli: illi: intu:ma: bish tit3ashsha:w

w-tba:tu: baʔda:na:

nansi: : t3ibna: barsha 3la: xa:Tir ilka:r milya:na w-sxu:na

w-ilmsa:fa Twi:la .

umm 3li: : 3ankum ʔaqq itfadhdhlu: irta:ʔu: ʔatta 3li: yji:


bi:l : ba:rakallahu: fi:k

umm 3li: : qu:lu:li: tʔibbu: ilma:kla ittu:nsiyya walla la:

nansi: : i:n3am nʔibbu:ha barsh 3la:sh

umm 3li: : 3la: xa:Tir ʔadhdhirtilkum bri:k w-kusksi:

insha:lla yi3jibkum.



Translation

At Ali's

- Ali's mother : Hello , welcome to our house.  
Bill : Thank you. Where's Ali?  
Ali's mother : He hasn't come from work yet. He won't be long.  
Bill : Did he tell you that we were coming?  
Ali's mother : Yes, he told me that you were having dinner and staying with us.  
Nancy : We got very tired because the bus was full and hot and the distance very long.  
Ali's mother : You're right. Please rest until Ali comes.  
Bill : Thank you.  
Ali's mother : Tell me , do you like Tunisian food?  
Nancy : Yes, we like it very much. Why?  
Ali's mother : Because I prepared brik and couscous for you.  
I hope you'll like it.
- 

Questions on the dialogue:

- 1- wi:n msha:w bi:l w-nansi:
- 2- shku:n lqa:w fi: idda:r
- 3- wi:n msha: 3li:
- 4- wi:n bish yba:tu: 3li: w-nansi:
- 5- 3la:sh ti3bu: barsha
- 6- a:sh bish .yit3ashsha:w.

1) Vocabulary to retain:

a) nouns

- (ilmsa:fa) : "The distance". (fem) .(msa:fa:t): "distances". (p  
(umm) : "mother" (fem)  
(ħaqq) : "right". (3andik ħaqq) : an idiom which means:  
"You're right." (bilħaqq) : "I mean it/ I'm  
sincere/ Honest!"  
(bil3a:ni:) : "I'm kidding" (opposite of the  
above).  
(ilma:kla) : "The food". (fem)  
(bri:k) : (see list of Tunisian dishes)  
(kusksi:) : (see list of Tunisian dishes)

b) Verbs

- (qa:līkshī:) : "Did he tell you?". (qa:l) : "He said". (qu:l) : "Say"  
(tīt3ashsha:w) : "You eat dinner". (it3ashsha) : "Have dinner"  
(t3ashsha:) : "He had dinner"  
(tba:tu:) : "You spend the night". (ba:t) : "Spend the night"  
or " He spent the night".  
(t3ibna:) : "We got tired". (it3ib) : "Get tired". (t3ib) : "He  
got tired".  
(irta:ħu:) : "Rest". (irta:ħ) : "Rest" (sing). (rta:ħ) : "He rested"  
(ħadhħirtilkum) : "I prepared for you." (ħadhħir) : "Prepare" or  
"He prepared".

c) Other expressions

- (marħba: bi:kum) : "You're welcome". (you=pl). This idiom can be  
conjugated as follows: (marħba: bi:k/ bi:h/

bi:ha/ bi:kum/bi:hum)

(ma:za:l ma: ja:sh) : (see grammar point -1-)

(3iddik bi:h ja:) : "He won't be long .This is an idiomatic expression which can be conjugated in the following way:

( 3iddik biyya + verb in the past)

( 3iddik bi:k + .....)

(3iddik bi:h ..... )

(3iddik bi:ha .....)

(3iddik bi:na: .....)

(3iddik bi:hum .....)

(3iddik bi:na: daxlit) : "It won't be long before she comes in".

(Twi:la) : "Long" (fem) ( Twi:l/Twa:l) : "Long" : (sing/pl)

-----

Vocabulary exercises :

1) Translate

a- The distance between Bizerte and Gabes is very long.

.....

b- I'd like to have some rest.

.....

c- The bus was hot and crowded.

.....

d- He had couscous for dinner

.....

e- Come and spend the night with us.

.....

f- It won't be long before he gets fed up.

.....

g- We haven't studied the lesson yet.

.....

h- Welcome to Tunisia.: .....

9- Wait until he comes.

.....

10- I hope you will like the tea.

.....

2- Fill in the blanks with :(nirta:ʔ) - (yʔdhahir)-(nba:tu:)-(ʔaqq)  
(qult).

A- ilʔTaqs sxu:n . B- ʔandik .....

-waqtilli: nimshi:w l-tu:nis, filʔa:da .....fi: wti:l

- a:sh .....l-Sa:ʔbik fi: ijjwa:b

-waqtilli: nitʔi: ma:ʔabiyya .....

- shku:n .....ilʔsha inti: walla martik.

II) More useful vocabulary

a) nouns

(fTu:r iSSba:ʔ): "Breakfast"

(ilfTu:r) : "Lunch"

(ilʔsha:) : "Dinner"

(Sʔan uSʔna) : "plate/plates" or "dish/ dishes"

(fargi:Ta/ fra:giT): "Fork/ forks"

(sikki:na/ ska:kin): "knife/knives"

(mandi:la/ mna:dil): "napkin/ napkins"

(shqa:la/shqa:yil) "bowl/ bowls"

(ku:ji:na/ ku:ji:na:t): "Kitchen/ kitchens"

(b1:t fTu:r) : "dining room"

(milʔ) : "Salt"

(filfil akʔil) : "black pepper"

(ffa:ʔ) : "spices"

(marqa) : "sauce"

(Sa:lSa) : "macaroni sauce"

(malsu:qa) : "dough for brik"

(lʔam) : "meat" -184-

ession

y:



b) Verbs

- (KuTT iTTa:wla) : "Set the table"
- (hizz iTTa:wla) : "clean the table"
- (axsil ilma:3u:n): " Do the washing up"
- (fawwiH) : "season"
- (Tayyib) : "cook"
- (Harrik) : "stir"
- (du:q) : "taste"
- (aqli:) : "fry"
- (uflur) : "eat/ have lunch or breakfast"
- (ghalli:) : "boil"
- (fawwir) : "simmer".

c) Adjectives:

- (ma:laH/ma:lHa/ ma:lHi:n): "salty"
- (massu:s /massu:sa/ massu:si:n): "bland"
- (Ha:r/ Ha:rra/ Ha:rri:n) : "hot" (pepper)
- (lDi:d /lDi:da/lDa:d): "tasty"
- (bni:n/ bni:na /bna:n) : "delicious"
- (ma:SiT:ma:STa/ ma:STi:n): "Not good to the taste".

Exercise:

Recipe: Translate into English

-waqtilli: tHibb tFayyib kusksi: a3mil ki:F hakka:

-KuTT shwayya zi:t wquSS fi:h ra:s bSal . w-xalli:h yitqalla  
shwayya.

-ba3d zi:d Hums mnaffax w-lHam w-lma:Tim masju:n.

-fawwiH bilfilfil ilakHil wilmilH. wKuTT shwayya Hriisa w-ka:s ma:

-quSS ilxudhra illi: ti3jbik ki:f ilbaTTa:Ta w-issfinna:rya w-illift  
w-ilqra3 w-ilkrumb.

.....  
.....  
-waqtilli: yli:b ilNam MuTT ilxudhra w-zi:d ilma: w-ilmi1N  
w-xalli:ha taghli:

.....  
.....  
-waqtilli: ilxudhra taghli: tnajjim tfawwir ilkusksi:

.....  
-waqtilli: ilkusksi: yfawwir mli:W MuTTu: fi: shqa:la

.....  
-ba3d xarrij ilxudhra min iSSu:s w-Subb iSSu:s 3la: ilkusksi:

.....  
-MuTT ilxudhra w-ilNam fu:q ilkusksi: w-ku:l bishshfa:

-----  
List of a few Tunisian dishes you may want to try :

Hors-d'oeuvres:

(Sla:Ta xadhra) : "Green salad":t's made with lettuce.

(Sla:Ta tu:nsiyya): "Tunisian salad". It's made of sliced tomatoes, green peppers cucumber and onions. It's seasoned with olive oil, salt and lemon juice. You may add a little Tuna or sardines to it as well. In summer it may be made with hot peppers.

(Sla:la mishwiyya): "Grilled salad". It is made of grilled tomatoes, peppers and onions and is seasoned like the Tunisian salad.

(bri:k) :A (bri:k) of special pieces of dough called:(malsu:qa)that can buy in any market. You put parsley, onions, tuna and egg in the folded dough and deep fry it in oil.

(shurba)"soup" , is an old traditional soup made with semolina

la

.....

.....

a:s ma:

.....

meat balls and mint. It may have pickled lemons and capers in it.

#### Main courses

(kusksi:) : is the most popular of Tunisian dishes. Small wheat pillets are served with a meat sauce. (preferably lamb).

(3ijja): is made with tomato sauce, harissa, garlic, caraway and eggs. It can also be made with (marga:z) a type of sausage.

(mirmiz) is a red sauce made of meat, tomatoes, peppers, onions and chick peas.

(xudhra) is a red sauce made of spinach and spinach-like greens.

(lu:bya) "beans" is a red sauce made of meat and beans.

(Ta:ji:n) is a heavy soufflé made of eggs, meat or chicken and grated cheese.

(Ku:t): is fried fish with french fries, fried peppers, fried tomatoes or sauce and egg. It's also called "poisson complet". Of course, the type of fish you get will depend on the season.

(mishwi:): is grilled meat, liver or sausages served with French fries and lettuce.

(gna:wiyya) : is a dish made of okra in a red sauce and is usually made in the summer when fresh okra is available.

(mlu:xiyya): is a dark green-black sauce made of (mlu:xiyya), a green powder that looks a lot like "henna".

(ku:sha) : or (muSli:): is meat and potatoes roasted in an oven and is spiced with (kurkum): 'tumeric'.

(shakshu:ka) : is an everyday dish of left-over vegetables. It can be made with eggs or with potatoes and onions.

-----  
III) Grammar point -i-

(ma:za:l): "not yet/ still".

1-Not yet : is translated by the verb (za:l) which means: "It ceased to be". The verb is in the negative and is followed by a second verb, also in the negative.

ma:za:l + negative verb

Examples :

(ma:zal ma: ja:sh): "He hasn't come yet".

(ma:za:l ma: za:rish ilbla:d ilkul): "He hasn't visited the whole country yet".

(ma:zilt ma: ta3rifsh tu:nis): "She doesn't know Tunis yet."

(ma:za:l) can be conjugated in the following manner:

personal pronouns	(ma:za:l)	Negative verb (past)
a:na:	ma:zilt	ma: <u>shuftsh</u> il-fi:lm
inti:	ma:zilt	ma: <u>shuftsh</u> ilfi:lm
huwwa	ma:za:l	ma: <u>sha:fsh</u> ilfi:lm
hiyya	ma:za:lit	ma: <u>sha:fitsh</u> ilfi:lm
aYna:	ma:zilna:	ma: <u>shufna:sh</u> ilfi:lm
intu:ma:	ma:ziltu:	ma: <u>shuftu:sh</u> ilfi:lm
hu:ma:	ma:za:lu:	ma: <u>sha:fu:sh</u> ilfi:lm.

Exercises:

A- Complete the following tables

1 - ma: fhimtsh 3la: xa:Tir ma:zilt ma: nitkallimsh bil3arbi:

bilgada:

-inti: ma: .....

-huwwa ma: fhimsh 3la: xa:Tir .....bil3arbi:

bilgda:

-hiyya ma: fihmitsh 3la: xa:Tir .....ma: .....

bil3arbi: bilgda:

-aħna: ma: .....3la: xa:Tir .....ma:

.....bil3arbi: bilgda:

-intu:ma: ma: .....3la: xa:Tir .....ma:

.....bil3arbi: .....

-hu:ma: ma: fihmu:sh 3la: xa:Tir .....ma: .....

bil3arbi: bilgda:

2- a:na: ji:3a:n 3la: xa:Tir ma:zilt ma: fTatsh

inti: .....3la: xa:Tir .....ma: fTartsh

- huwwa ji:3a:n 3la: xa:Tir .....

-hiyya ji:3a:na ..... ma:za:lit .....

-aħna: jwa:3a .....

-intu:ma: jwa:3a .....

-hu:ma: jwa:3a 3la: xa:Tir .....

B- Translate

1- She hasn't come yet.

.....

2- We haven't been to Nabel yet .

.....

3- They haven't understood yet.

.....

4- I haven't met him yet.

5- They don't know him yet.

6- She hasn't taken a louage yet.

7- You (pl) haven't written him letters yet.

8- He hasn't read this book yet?

2- Still is also translated by (ma:za:l). However, it is followed by an affirmative statement.

ma:za:l + verb in the present + adjective + adverbial phrase
--

Examples

(ma:zilt nixdim fi: tu:nis ): "I still work in Tunis".

(ma:zilna: Sgha:r) : "We're still young".

(ma:za:l bikri:) : "It's still early".

Exercises:

A- Complete with the correct form of (ma:za:l)

1- a:na: .....ta:3ib

2- inti: .....taqra

3- huwwa .....mri:dh

4- hiyya .....fi: ilku:ji:na

5- aHna: .....nistanna:w fi: muHammid

- 6- intu:ma: .....fi: ilqasm.  
 7- hu:ma: .....yiktbu:

B- Translate the examples of the above exercise

- 1- .....  
 2- .....  
 3- .....  
 4- .....  
 5- .....  
 6- .....  
 7- .....

-----

Grammar point -2-

The past tense : group -4-

The verbs belonging to this group end with a consonant preceded by a long vowel(a:). Examples: (sha:f) : "He saw".

(ja:b) : "He brought"

(rta:ʔ) : "He rested"

This is how these verbs are conjugated :

Subject pronouns	Conjugated verb
a:na:	<u>shu</u> ft
inti:	<u>shu</u> ft
huwwa	<u>sha</u> :f
hiyya	<u>sha</u> :fit
aʔna:	<u>shu</u> fna:
intu:ma:	<u>shu</u> ftu:
hu:ma:	<u>sha</u> :fu:

Notes:

The long vowel (--a:-) is kept the same with the subject pronouns: (huwwa/hiyya/ hu:ma:) and is changed by a short vowel that can be either (--u--) as in the case of (sha:f) or (--i--) as in the verb (ba:t) or (--a--) as in the verb (rta:ħ).

Exercises:

A- Complete the following table:

- a:na: qultlu: wi:n shuft 3li:
- inti: .....
- huwwa .....
- hiyya .....
- aħna: .....
- intu:ma: .....
- hu:ma: .....

B- Answer the following questions:

- 1- wi: 3isht qbal ma: tji: ltu:nis ? (3a:sh) : "He lived"
- 2- waqta:sh shuft Sa:ħbik a:xir marra?
- 3- a:sh xTart bish ta:kul fi: ilmaT3im ? (xTa:r): "He chose".
- 4- a:sh qa:l<sup>l</sup>lik Sa:ħbik fi: ij<sup>j</sup>wa:b?
- 5- rtaħtsh waqtilli: r<sup>q</sup>adt?
- 6- wi:n bittu: waqtilli: mshi:tu: l-tu:nis

IV) Communication activities :

1- Comprehension:

ja:k 3andu: taqri:b shhar w-nuS milli: ja: min a:ma:ri:kya  
w-milli: bda: yaqra: bil3arbi: . tawwa yħibb yitkallim bil3arbi:  
m3a: ittwa:n3a bish yit3allim fi:sa3.

ijjim3a ilfa:yta xda: ilka:r w-msha: l-na:bil bish yzu:r  
3li: . waqtilli: wSul lidda:r ma: lqa:sh ka:n umm Sa:ħbu: gha:di:

"  
ught"  
sted"



farʔit bi:h ya:sir w-ʔadhdhritlu: qahwa. la:kin titkallim fi:sa3  
w-ja:k ma: fhimha:sh bilgda:.

-Answer the following questions

- 1- qadda:sh ʔandu: ja:k milli: ja: l-tu:nis
- 2- qadda:sh ʔandu: milli: bda: yaqra: bilʔarbi:
- 3- ʔla:sh yʔibb yitkallim mʔa: ittwa:nsa
- 4- wi:n msha: ijjimʔa ilfa:yta?
- 5- shku:n lqa: fi: idda:r
- 6- a:sh ʔadhdhritlu:
- 7- ja:k fhim umm ʔli: bilgda: walla la:?
- 8- ʔla:sh ma: fhimha:sh bilgda: ?

2- A delicate situation:

*You're invited by a Tunisian family to their home for dinner. They're extremely nice to you and they try their best to make you feel at home. A magnificent dinner is prepared and served. You taste the main course and hate it. It's squid and you've never been able to stomach squid. What should you do?*

- 1- Tell them that you're sick.
- 2- Tell them that you don't like the dish.
- 3- Try to eat and not let them that you don't like it?
- 4- Eat more of another dish that you're able to eat?
- 5- Tell them that you are not hungry anymore?
- 6- Tell them that you are on a diet?
- 7- Tell them that the doctor told you not to eat squid because you're allergic to it?

*Discuss the different solutions offered above with your teacher and when you decide that you would opt for some of them try to see how to express those options in Tunisian Arabic.*

*Prepare a short skit with another student where you would be the guest and your friend the Tunisian host.*

Script

پہلے

س

س

س

س

س

س  
س  
سامی  
بیباس  
کاس

er.  
u  
taste  
le

r  
thy  
ould

ش

ش

ش

ش

ش

ش

ش

شاب

بشر

فرش

شاوش


سمش

مشماش

عشرة

il3a:yla

umm 3li: : 3andkum awla:d  
 bi:l : la: aMna: ma:na:sh m3arrsi:n . aMna: Ska:b bark.  
 umm 3li: : qadda:sh 3andkum axwa  
 nansi: : 3andi: xu: akbir minni: w-zu:z xwa:t aSghir minni:  
 bi:l : a:na: 3andi: uxt m3arrsa w-thla:tha axwa ma:za:lu:  
 yaqra:w  
 umm 3li: : fi: a:ma:ri:kya lawla:d yusknu: waMdhum waqtilli:  
 yikbru: . mu:sh hakka  
 nansi: : la: mu:sh di:ma: a:na: mathalan qbal ma: nji:  
 l-tu:nis kunt nuskin m3a: 3a:yilti:  
 bi:l : a:na: milli: 3umri: sba3Ta:shn sna: skint waMdi:  
 umm 3li: : 3ijbitkumsh tu:nis  
 nansi: : Matta l-tawwa ba:hya.



Translation:

The family

- Ali's mother : Do you have any children?  
Bill : No, we aren't married. We're just friends.  
Ali's mother : How many brothers and sisters have you got?  
Nancy : I have an older brother and two sisters younger than me.  
Bill : I have a married sister and three brothers who are still at school.  
Ali's mother : In America, children live alone when they grow up. Don't they?  
Nancy : Not always. For instance, before coming to Tunisia, I was living with my family.  
Bill : I've lived on my own since the age of 17.  
Ali's mother : How do you like Tunisia?  
Nancy : So far it's O.K.

-----  
Questions on the dialogue.

- 1- m3a: shku:n bi:l w-nansi: qa:3di:n yitkallmu:  
2- hu:ma: m3arrsi:n walla la:  
3- 3andhum axwa?  
4- qadda:sh nansi: 3andha axwa?  
5-w-bi:l qadda:sh 3andu: axwa?  
6- nansi: ka:nit tuskin m3a: 3a:yilitha?  
7-bi:l ka:n yuskun m3a: 3a:yiltu: za:da?  
8- min waqta:sh skun wa3du: ?  
9- nansi: 3ijbitha tu:nis walla la:  
10- w-inti: a:sh qawlik.fi: tu:nis?

205

1) Vocabulary to retain/

a) Nouns:

(awla:d) or (wla:d): "Children " or "boys" . Its singular is (wli:d):  
"son" or " boy". When (wli:d) is followed by  
another noun it becomes (wli:d). Example : (wli:d  
sami:r): "Samir's son".

(axwa) : "Brothers and sisters". or just "brothers". To be more  
precise we say : (axwa wla:d) when we want to mean  
just "brothers" and (axwa bna:t) for "sisters"  
(xwa:t) means sisters also.

b) verbs:

(n3i:sh) : "I live". (3a:sh): "He lived" (past stem) and (3i:sh) is  
"live" (the present stem).

(3a:yish/ 3a:ysha/ 3a:yshi:n) : "alive".

(miyyit/ mi:ta/mi:ti:n): "Dead"

c) adjectives:

(m3arrsi:n) : "married". (pl). (m3arris/ m3arrsa): "married"  
(masc./fem.)

(3arris) : "Get married" (present stem) or "got  
married" (past stem).

(3irs): "Wedding".

(akbir) : "order" or "bigger". Comparative form of the  
adjective : (kbi:r)

(aSghir) : "Younger". or " smaller": The comparative form of  
(Sghi:r): "Young" or " little".

d) Other expressions :

(waħdhum) : "alone" or " by themselves". It can be conjugated with  
all the persons in the following manner:

(waḥdi: / inti: waḥdik/ huwwa waḥdu: / hiyya waḥdha  
aḥna: waḥḥadna:/ intuma: waḥḥadkum/ humma: waḥḥadhu  
(qbal ma:) : "Before" (see grammar point -1-)

Vocabulary exercises

- A- Fill in the blanks with :(awla:d)-( uxti:) -(m3arris)-  
(aSghir) - ( akbir) -(y3i:shu :)  
1-wi:n .....bu:k w-ummik.  
2- tu:nis .....min a:ma:ri:kya  
3- a na: 3umri: thla:thi:n sna: w-xu:ya 3umru: xamsa w-3ishri: sna:  
a:na: .....minnu:  
4-a:na: .....ismha: ja:mi:la  
5- 3li: .....w-3andu: .....wla:d.

B- Translate:

- a:na: ma:zilt nimshi: lilmaktib.  
.....  
-shuft barsha wla:d baḥḥa: idda:r  
.....  
-sunya w-jama:l bish y3arssu: nha:r laḥad ijja:y.  
.....  
-ummi: ma:za:lit 3a:ysha la:kin ba:ba miyyit.  
.....  
-a:na: 3andi: thmanya axwa bark xamsa wla:d w-thla:tha bna:t.  
.....

II) More useful vocabulary

- (afra:d il3a:yala) : "The members of the family"  
(umm) : "mother"  
(bu:) : "father"  
(wa:lidi:n) : "parents" -199-

(wlid/Tful) : "Son"  
 (bint / Tufla): "daughter"  
 (mra:) : "wife"  
 (ra:jil) : "husband"  
 (3amm) : "uncle" (father's side)  
 (3amma) : "aunt" (father's side)  
 (xa:l) : "Uncle" (mother's side)  
 (xa:la) : "aunt" (mother's side)  
 (jidd/3zi:z) : "grandfather"  
 (jidda/3zi:za): "grandmother"  
 (bint 3amm) : "cousin" (girl)  
 (bint xa:l) : "cousin" (girl)  
 (wild 3amm) : "cousin" (boy)  
 (wild xa:l) : "cousin" (boy)  
 (3a:zib) : "a single man"  
 (Sbiyya) : " a single woman".

b-Verbs

(rabbi:) : "To raise"  
 (u:lid/ wildit) : "to give birth to / she gave birth to"

More vocabulary exercises:

A- Complete the following sentences:

- xu: ba:ba huwwa .....
- uxt ummi: hiyya .....
- bint xu: ba:ba hiyya .....
- wild uxt ummi: .....
- umm ummi: hiyya .....
- wild ba:ba huwwa .....
- uxt xu:ya hiyya .....

BEST COPY AVAILABLE

waʔdha  
 aʔʔadhum)

is)-

: sna:

...



2- Translate.

- shism ummik?

.....

- qadda:sh smur bu:k?

.....

-wi:n yuskun xu:k 3li:

.....

-uxtik m3arrsa walla la:

.....

-martik hint 3ammik walla la:

.....

-jiddik yuskun m3a:kum walla la:?

.....

III) Grammar point-i-

(qbal)	:	"Before"	(ba3d)	:	"after"
(qbal ma:)	:		(ba3d ma:)	:	

1-(qbal) "before" can be directly followed by a noun or an adverb. However, when a verb occurs after it (ma:) should be inserted between it and the verb.

Examples:

- (a:na: ji:t qbal 3li:) : "I came before Ali"
- (kil:t qbal ma: nji:) : "I ate before coming".

Exercise:

Fill in the blanks with(qbal) or (qbal ma:)

- 1-a:sh 3malt .....tji: l-tu:nis
- 2-a:na: qumt .....issitta mta:3 iSSba:K
- 3-hiyya qra:t iddars .....tji: lilqasm
- 4- illuwa:j wuSlit .....ilka:r

5- 3mal ta:li:fu:n .....yiktib ijywa:b

6- imshi: lidda:r .....ja:k.

Grammar point -2-

The past progressive tense

The past progressive tense is rendered in Arabic by the verb ( ku:n ) in the past and the action verb in the present.

Let's study this table

Subject pronouns	ka:n	present tense verb	translation
a:na:	kunt	nixdim	I was working
inti:	kunt	tixdim	You were working
huwwa	ka:n	yixdim	He was working
hiyya	ka:nit	tixdim	She was working
aḥna:	kunna:	nixdmu:	We were working
intu:ma:	kuntu:	tixdmu:	You were working
hu:ma:	ka:nu:	yixdmu:	They were working

Exercise:

Turn to the past progressive tense

1- hiyya qa:3da titkallim

.....

2- a:na: qa:3di:n na:klu: w-nitḥddthu:

.....

3- a:sh qa:3id ta3mil

.....

4- wi:n qa:3id tuskun

.....

5- aḥna: qa:3di:n naqra:w bil3arbi:

.....

6- fa:sh qa:3id tfakkir .....

dverb.  
e

2- Turn to the past progressive tense

1- wi:n xdimt qbal

.....

2- a:sh kli:t fi: ilmaT3im

.....

3- l-shku:n ktabt jwa:b.

.....

4- a:sh l3abt m3a: Sa:Abik

.....

5- hiyya-qra:t ilkta:b ha:da:

.....

6- aHna: qarri:na: fi: mka:tib qbal.

.....

7- a:na: Hawwist fi: ilbla:d.

.....

3- Translate

qbal ma: nji: ltu:nis kunt nixdim fi: maT3im fi:  
a:ma:ri:kya kunt nimshi: lilmaT3im kull Sba:H w-narjas lidda:r  
fi: illi:l. ma: kuntsh nadra bil3arbi: 3la: xa:Tir ma: kuntsh  
nista3mil illu:gha ha:di: m3a: inna:s fi: bla:di:.

.....  
.....  
.....  
.....

IV) Communication activities

1-Comprehension .

Read the text then answer the questions

il3a:yia fi: tu:nis ma:za:lit 3andha ahamiyya kbi:ra 3la:

xa:lir lawla:d ma:za:lu: y3i:shu: m3a: wa:ldi:hum w-yqaddru:hum  
w-ha:da:ka sla:sh ma: ya:xdu: Hurriyuthum ka:n ba3d 3ishri: sna:  
w-Matta ba3d ilsmur ha:da: famma barsha y3i:shu: m3a: 3a:yla:thum  
Matta y3arrsu:

fil3a:da il3a:yla ittu:nsiyya kbi:ra ya:sir ; fi:ha sitta  
walla sab3a awla:d wilumm wilbu: w-sa:3a sa:3a tilqa ilma:mna:t  
w-iljidd y3i:shu: m3a: b3adhhum.

tawwa inna:s 3andhum aqal awla:d wilawla:d 3andhum akthir  
Hurriyya.

-il3a:yla ittu:nsiyya fi:ha barsha wala:d walla shwayya?

-qadda:sh famma min wlid?

-Matta lwaqta:sh yuq3du: lawla:d m3a: 3a:ylithum.

- lawla:d iikul yusknu: waMhadhum ba3d 3ishri:n sna:

-shnuwwa ilfarq bi:n il3a:yla ittu:nsiyya w-il3a:yla la:ma:ri:-  
ka:niyya

2- *Talk about your family and your life with them before you came here. (size; where they live; what each one does etc...)*

3- Interview :

*One student gets in front of the class and the others ask him /her questions about his /her family .*

Script



ظ

ظ

ظ

ظ

ظ

ظ

ظ

ظ

ظ

ظ

ظ

ظ

ظلم ظلمات  
ظلم ظلمات  
ظلم ظلمات

Script:

ض

ض

ص

ض

ض

ض

ض

ض

ض

ض

ض

ضرب

بصل

مضمض

ة ن

كرة مياة حلیم  
كوهبة فاطمه

طاوله الاستاذة