


\$15.95



Jackill's STAR FLEET REFERENCE MANUAL

Ships of the Fleet Volume III



3

Written and Illustrated by
Eric Kristiansen

\$15.95



Jackill's STAR FLEET REFERENCE MANUAL

Ships of the Fleet Volume III



3

Written and Illustrated by
Eric Kristiansen

This book is a fictional work

Star Trek, *Star Trek: The Next Generation*, *Star Trek: Deep Space Nine*, are trademarks of Paramount Pictures. This book is not sponsored, approved or authorized by Paramount Pictures. This is a scholarly work intended to explain Trek technology in real statistics to show what is needed to reach these levels of technology. All ideas in this book are expressed as a continuation of thoughts covering the American pop culture associated with Treknology. Some of the vessels included in this manual are the creation of others that have appeared in Federation publications. Their inclusion in this book is not intended as an infringement of their copyright in any way, but rather is done in the interest of maintaining continuity. No photos or artwork appearing in this book are copyright of Paramount Pictures. All artwork contained in this book is original.

First printing January 1995

10987654321

Printed in United States of America





Dedication

INTRODUCTION

GENERAL INFORMATION

To Chris Hatfield

Thanks for all of your help on my books

Intro Info

Welcome reader to the first edition of Jackill's Star Fleet Reference Manuals. The descriptions of these futuristic vessels are a critique of their abilities and are related in contemporary terms as accurately as possible. The technology described here can be compared to existing technologies in other books, on television and in the movies. Hopefully, the information herein will provide a base of knowledge allowing one to understand the advancements required to achieve this level of technology. The book is presented in a futuristic format for reading enjoyment and should not be confused with any material from that time period.

The information contained in this manual is as accurate as allowed due to Star Fleet's ongoing program of misinformation intended to confound and confuse the intelligence efforts of potentially threatening forces. For high-level accuracy, consult Star Fleet archives.

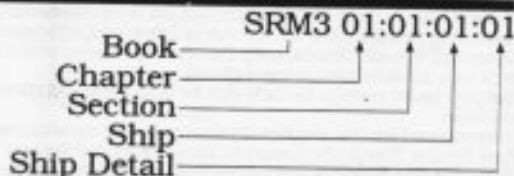
Although not all statistics are given, all descriptions, drawings and statistics are intended to familiarize the reader with these vessels. Numerical statistics, such as weight and length, are given with the highest degree of accuracy available at the time of publication.

Read on fellow traveler, I hope that the information provided will increase your understanding of Life, the Universe and Everything.

Jackill

Contents

Intro page	SRM3 01:01:01:01
Statistics	SRM3 01:02:01:01
Shuttle Intro / Size	SRM3 02:01:01:01
Cargo Shuttle	SRM3 02:02:01:01
Heavy Assault Shuttle	SRM3 02:02:02:01
Heavy Fighter	SRM3 02:02:03:01
ShuTug (Tug Shuttle)	SRM3 02:02:04:01
Passanger Shuttle	SRM3 02:02:05:01
DockPort Shuttles	SRM3 02:03:01:01
Bouys	SRM3 03:01:01:01
Starship Introduction	SRM3 04:01:01:01
Ship Size Comparison	SRM3 04:02:01:01
Cruiser	SRM3 04:02:01:01
Dreadnought	SRM3 04:02:02:01
Heavy Cruiser	SRM3 04:02:03:01
Heavy Cruiser Upgrade	SRM3 04:02:04:01
Light Cruiser	SRM3 04:02:05:01
Tactical Cruiser	SRM3 04:02:06:01
Through Deck Cruiser	SRM3 04:02:07:01
Destroyer	SRM3 04:02:08:01
Frigate	SRM3 04:02:09:01
Heavy Frigate	SRM3 04:02:10:01
Scout	SRM3 04:02:11:01
Transport/Tug	SRM3 04:02:12:01
Support Craft	
Bulk Cargo Carrier	SRM3 04:03:01:01
Cargo Drone	SRM3 04:03:02:01
Freighter	SRM3 04:03:03:01
Supply Tender	SRM3 04:03:04:01
Transport Ship	SRM3 04:03:05:01
Deuterium Tanker	SRM3 04:03:06:01
Neutronic Fuel Carrier	SRM3 04:03:07:01
Starliner	SRM3 04:03:08:01
Bouy Tender	SRM3 04:03:09:01
Heavy Tug	SRM3 04:03:10:01
Tug	SRM3 04:03:11:01
Container Warp Engine	SRM3 04:04:01:01
Warp Field Extender	SRM3 04:04:02:01
Containers	SRM3 04:05:01:01
Closing	SRM3 05:01:01:01



INTRODUCTION

INTRODUCTION



Statistics

This is an overview of what some of the statistical information you will run across in this reference manual mean.

Acceleration Power: Is the value that a warp number is raised to to determine its speed as a multiple of light.

Acceleration Rate: Lists the various times it takes to accelerate the vessel through sublight speeds.

Acceleration Times: Lists the time it takes to accelerate from one warp value to the next. It should be noted that although an acceleration time may be given, the craft may not be designed to reach that speed without disintegration.

Beds: Lists the number of beds in the medical facility.

Bottom Profile: This profile is used for familiarization of the bottom view of the vessel.

Breakdown Rate: Is the amount of power in watts that will eventually break down the shields if applied constantly.

Brigs: Lists the number of detention cells.

Cargo Specification: Lists the number of standard cargo units and the cargo capacity of all the containers.

Category: Lists the general classification of the ship such as frigate, destroyer, freighter, etc..

Class Emblem: Each ship class is given a distinct logo design to represent the entire class.

Classification: Lists the exact designation of the craft, such as assault frigate or attack frigate.

Class: Is the name assigned to distinct vessel designs to distinguish one design from another. An example being one heavy cruiser from another heavy cruiser design.

Cloaking Devices: Lists if the vessel is equipped with a cloaking shield.

CPU: Central Processing Unit (Computer).

Computers: Lists the number and type of computers onboard.

Cross Section: This cut away view is used for general familiarization of the interior arrangement of the vessel.

Cross Section Area: Lists the optimum cross section area that the warp field has for each profile.

Destructive Speed: Is the speed at which the vessel will start to tear apart due to excessive stress.

Dimensions: Listed in meters for various parts of the ship from the primary hull to the propulsion systems.

Doctors: Lists the number of medical doctors that are normally onboard.

Dry Dock Area Usage: Gives the usable construction area inside the dry dock for its standard configuration.

Dry Dock Profiles: Gives top, port and front views of the dry dock with an Enterprise Class Heavy Cruiser used to give a reference of the facility's size.

Duration: Is given for both standard (years between upgrades) and maximum (maximum years until the craft must be rebuilt) missions.

ECM Index: Is given as general guide to the craft's ability to evade detection. The index norm is based on the Heavy Cruiser.

Emergency Condition: Is the additional number of people that the craft can carry in an emergency.

Emergency Speed: Lists the fastest that the craft can travel for very short periods of time. The longer the craft travels at this speed the more the engines and hull are damaged.

Field Height: Is the optimum warp field height listed in meters.

Field Length: Is the optimum warp field length listed in meters.

Field Width: Is the optimum warp field width listed in meters.

Front Profile: This profile is used for familiarization of the front view of the vessel.

General Information: Is used to deliver additional information about the vessel.

Holdoff Power: Is given in watts and determines the power level that will breach the shields.

Hz: (Hertz) Cycle per second.

Impulse Engine Output: Lists the engine output in watts.

Impulse Power Index: Is given as general guide to the vessel's overall impulse power. The index norm is based on the Heavy Cruiser.

Impulse Unit: Lists the impulse engine model number.

Laboratories: Lists the number of individual laboratories.

Max. Cruising: Lists the maximum speed that the impulse drive can propel the vessel.

Maximum Speed: Lists the fastest that the vessel can travel for sixty seconds before complete engine destruction.

Max. Safe Cruising: Lists the warp that the vessel can travel without substantial decrease in handling and safety. This speed is the fastest that the craft can travel without damaging the engines.

Medical Facilities: List the statistics of the medical facility.

Model: Is a Roman numeral that is distinct to each vessel category for each type/class.

Naval Construction Contract: Lists the number series assigned to that particular vessel series for construction and vessel registration.

Number Constructed: Lists how many vessels have been built.

Number in Service: Lists how many vessels are on active duty.

Number Lost: Lists how many vessels have been destroyed or decommissioned for various reasons.

Number Proposed: Lists the number of vessels that are to be built.

Nurses: Lists the number of nurses that are normally aboard.

Operating Rooms: Lists the number of fully equipped operating rooms.

Optimum Speed: Lists the warp that the vessel travel with the best fuel-distance ratio with minimal wear to the engines.

Output: Listed in watts for each shot for both burst and continuous fire, if available.

Passengers: Lists the number of passengers that the craft may carry.

Port Profile: This profile is used for familiarization of the port view of the vessel.

Phaser Power Index: Is given as general guide to the vessel's phaser power. The index norm is based on the Heavy Cruiser.

Photon Power Index: Is given as general guide to the vessel's photon torpedo power. The index norm is based on the Heavy Cruiser.

Primary Reactor Output: List the output of the primary power source in watts.

Range: Is the weapons' effective range.

Rate of Fire: Lists the number of shots per minute that the weapon is able to fire.

Rear Profile: This profile is used for familiarization of the rear view of the vessel.

Refresh Rate: Is given in watts and shows how fast the shields will replenish themselves.

Replicators: Lists the vessel's ability to create materials and equipment.

Secondary Reactor Output: List the output of the secondary power source in watts.

Sensor Index Values: Is a general guide to the vessel's sensor abilities. The index norm is based on the Heavy Cruiser.

Shield Dimensions: Listed in meters for the normal operating dimensions of the shields.

Shield Index: Is given as general guide to the vessel's overall shield power. The index norm is based on the Heavy Cruiser.

Shield Rating: Lists the specification of the shields.

Ship Names: Is an alphabetical listing along with their naval construction contract numbers for the vessels that have been authorized for construction.

Shuttlecraft Bays: Listed below are the general dimensions for each category of shuttlecraft bay.

Small Bay: Landing area dimensions of 20-800 sq.m with a normal deck height of 2.4-6 meters. Vehicle storage area dimensions of 20-800 sq.m with a normal deck height of 2.4 meters.

Medium Bay: Landing area dimensions of 800-2000 sq.m with a normal deck height of 6-10 meters. Vehicle storage area dimensions of 800-2000 sq.m with a normal deck height of 2.4 meters.

Large Bay: Landing area dimensions of 2000-10000 sq.m with a normal deck height of 6-10 meters. Vehicle storage area dimensions of 2000-10000 sq.m with a normal deck height of 2.4-3.2 meters.

Super Bay: Landing area dimensions of 10000+ sq.m with a normal deck height of 8-12 meters. Vehicle storage area dimensions of 10000+ sq.m with a normal deck height of 2.4-4.8 meters.

Shuttlecraft Specifications: Lists the number of docking ports, shuttlecraft bays, number and type of shuttlecrafts and lifeboats.

Silhouettes: Is given for both recognition and to show the vessels' target area from various profiles. The smaller the area, the harder the ship is to target from that profile. The area values do not take into consideration the vessel's electronic counter measures.

Size Comparison: Gives port views for a comparison of the vessels' size in relation to other vessels.

Speed vs. Time: Is a graph that shows warp speed vs. time.

Std. Ships Complement: Is the standard number of crew members for the vessel. The listing is broken up into Officers, Crew and Troops.

Stock: Is given if the weapon has a finite supply of shots.

Telemetry: Lists the number of communication channels available for transmission of data and the power output of those transmissions listed in watts.

Top Profile: This profile is used for familiarization of the top view of the vessel.

Total Target Area: Is created by adding the top, port and front areas to give a generalization of the vessels overall target size.

Tractor Beam Specifications: Uses a tractor beam load calculator to calculate range vs. tonnage at each warp speed (See Tractor Beam on page SRM1 05:01:01:01 for information on how to use).

Tractor Beams: Is given for both the max. range and tow capacity.

Transporters: Lists the total number and type of units.

Type: Is a general term used to categorize the crafts abilities.

Class 1: Is used for starships that are designed with flexibility in their operating parameters.

Class 2: Is used for support ships that are designed for a specific mission and don't have much flexibility in their design.

Class 3: Is used for space station and habitable space facilities. The general rule is that the complex has recreational facilities and permanent residences.

Class 4: Is used for space facilities such as dry docks and refineries, generally not used as habitable environments.

Class 5: Is used for shuttlecraft and small support vessels.

Class 6: Is used for automated craft and facilities with little or no habitable environment provided for in the design.

Class 7: Is used to designate non-powered, space-going vessels such as cargo containers.

Class 8: Is used to designate items such as torpedoes, probes and buoys.

Vessel Power Index: Is given as general guide to the craft's overall weapon power. The index norm is based on the Heavy Cruiser.

Warp Engine Output: Lists the intermix chamber output in watts.

Warp Fields: Shows the field curvature around the vessel at optimum field configuration. The more slender the lateral field the less energy needed to propel the craft through space.

Warp Power Index: Is given as general guide to the craft's overall warp power. The index norm is based on the Heavy Cruiser.

Warp Speed/Power Graph: Is a two-sided graph used to show the power consumption based on the speed of the vessel.

Warp Units: Lists the warp drive model number.

Weapon (Type) Total: Gives the number of banks/bays and how many phasers/tubes per bank/bay. (A weapon location is given for the position of each weapon facing and can be used as a general guide of the weapon's angle of attack).



LIGHT CRAFT

General Information

A large number of small support vehicles are required by Starfleet in order to carry out various missions such as construction, transportation and defense. Most shuttlecraft are designed for almost continuous duty, especially cargo and personnel craft. These vehicles often provide support and maintenance when a star-vessel's main systems are off-line in space dock, transporters are unsuitable for a particular mission or a larger vessel is not needed for the job.

Size Comparison



Cargo Shuttle



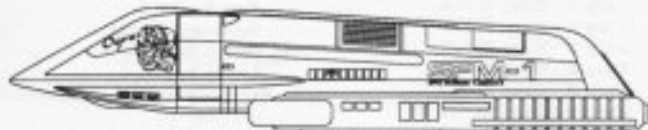
Standard Shuttle (DockPort)



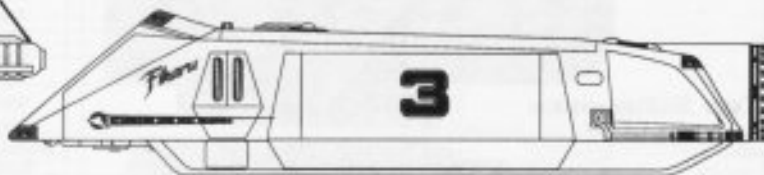
Passenger Shuttle



Light Shuttle (DockPort)



Heavy Assault Shuttle




Cargo Shuttle (DockPort)



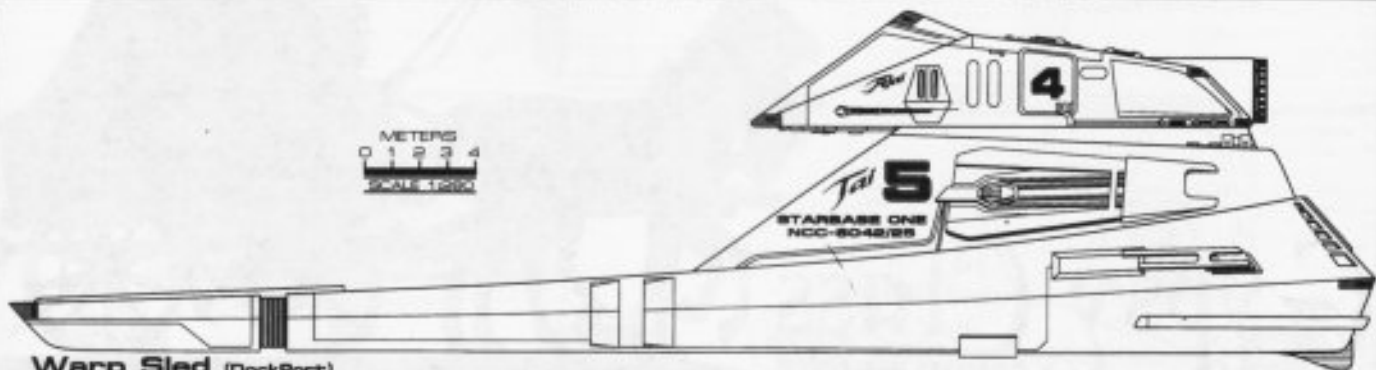
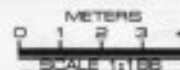
Heavy Fighter




Long Range Shuttle (DockPort)



Shutug (Tug Shuttle)



Warp Sled (DockPort)



GENERAL INFORMATION

FEDERATION CRAFT

CARGO SHUTTLE



GYPSY CLASS

General Information

Specific Role: The Cargo Shuttle's primary mission is supply and bulk goods transport. All starbases have fleets of cargo shuttles and starships usually have one or two. Even the most sophisticated transporter system achieves an efficiency rating of 34%. Most shuttle engines however, have a 73% efficiency rating at normal output therefore, making it still cheaper to transport bulk goods by shuttle.

Physical Description: The Cargo Shuttle's boxy hull is equipped with two doors on either side of the cockpit. An exterior utility access panel, just aft of the port-side personnel hatch, provides power and refueling hookups while the shuttle is being loaded and unloaded. The crew sit beneath the large canopy in the nose of the craft. No Phasers are included in the standard configuration. Propulsion is provided by (SIS12-2/50) impulse drive engines slung underneath like little feet. Cowlings have been added to the engines to help cool the plasma coils during atmospheric use.

Class Silhouettes


Total Target Area 244.89 m²



Top Silhouette
Area 143.18 m²



Port Silhouette
Area 88.01 m²



Front Silhouette
Area 33.70 m²

Statistics

Classification: Cargo Shuttlecraft
Category: Shuttlecraft
Class: Gypsy
Type: Class 5
Model: MK-XXV
Naval Construction Contract: CS-105
Dimensions:
Overall Dimensions (Meters)
Length: 17.02m
Width: 9.92m
Height: 4.76m
Displacement (Metric Tons)
Light: 12.20mt
Standard: 13.56mt
Full Load: 15.59mt
Performance:
Impulse Units: (SIS12-2/50)
Impulse Engine Output: 2.0x10⁶ W
Max Cruising: C
Acceleration Rate:
0.00-0.25 Impulse: 0.244 sec.
0.25-0.50 Impulse: 0.316 sec.
0.50-0.75 Impulse: 0.388 sec.
0.75-Full Impulse: 0.460 sec.
Warp Units: 0
Warp Engine Output: N/A
Optimum Speed: N/A
Max. Safe Cruising: N/A
Emergency Speed: N/A
Max. Speed: N/A
Destructive Speed: N/A
Acceleration Power: N/A
Acceleration Times:
Warp 1 - Warp 2: N/A
Warp 2 - Warp 3: N/A
Warp 3 - Warp 4: N/A
Warp 4 - Warp 5: N/A
Warp 5 - Warp 6: N/A
Warp 6 - Warp 7: N/A
Warp 7 - Warp 8: N/A
Warp 8 - Warp 9: N/A
Warp 9 - Warp 9.5: N/A
Warp 9.5 - Warp 9.75: N/A
Warp 9.75 - Warp 9.9: N/A
Duration (Years)
Standard: 5 Years
Maximum: 20 Years
Std. Ships Complement: 1
Crew: 1
Passengers: 16
Emergency condition: +10
Transporters Total: 1
1 Person: 0
2 Person: 1
6 Person: 0
Small Cargo: 0
Medium Cargo: 0

TraCTOR Beams: 1
Tow Capacity: 7.82x10²mt
Max Range: 9.35x10¹km
Cargo Specifications:
Standard Cargo Units: 4
Cargo Capacity: 10.58
Shuttlecraft Specifications:
Docking Ports: 0
Cloaking Devices: 0
Sensor Index Values:
Planetary Survey: 1.002
Stellar Survey: 0.988
Short Range: 1.103
Long Range: 0.958
Navigation: 0.997
Special: 0.896
Computers: 2
Type: Normay-Magne 21r
Type: Normay-Magne 14t
Shield Rating:
Holdoff Power: 4.58x10⁸ W
Refresh Rate: 1.98x10⁸ W
Breakdown Rate: 1.99x10⁸ W
Shield Dimensions (Meters)
Length: 19.17m
Width: 12.45m
Height: 5.75m
Weapons:
Weapon Placement:
Beam (Phasers) Total: 0
Output: N/A
Range: N/A
Rate of Fire: N/A
Forward Banks: 0
Rear Banks: 0
Port Banks: 0
Starboard Banks: 0
Upper Banks: 0
Lower Banks: 0
Beam (HeavyPhasers) Total: 0
Output: N/A
Range: N/A
Rate of Fire: N/A
Forward/Rear Banks: 0
Port/Starboard Banks: 0
Upper/Lower Banks: 0
Missiles (Photon) Total: N/A
Stock: N/A
Range: N/A
Output: N/A
Rate of Fire: N/A
Forward Bay: 0
Rear Bay: 0
Port Bay: 0
Starboard Bay: 0
Upper Bay: 0
Lower Bay: 0

Craft Emblem



Gypsy Class
CARGO SHUTTLE

FEDERATION CRAFT

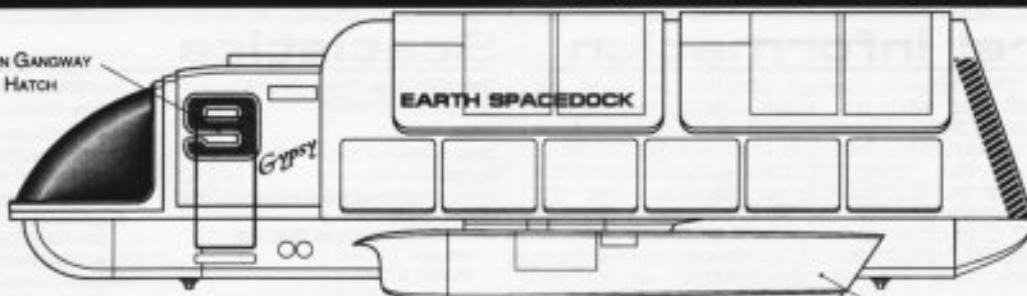


CARGO SHUTTLE

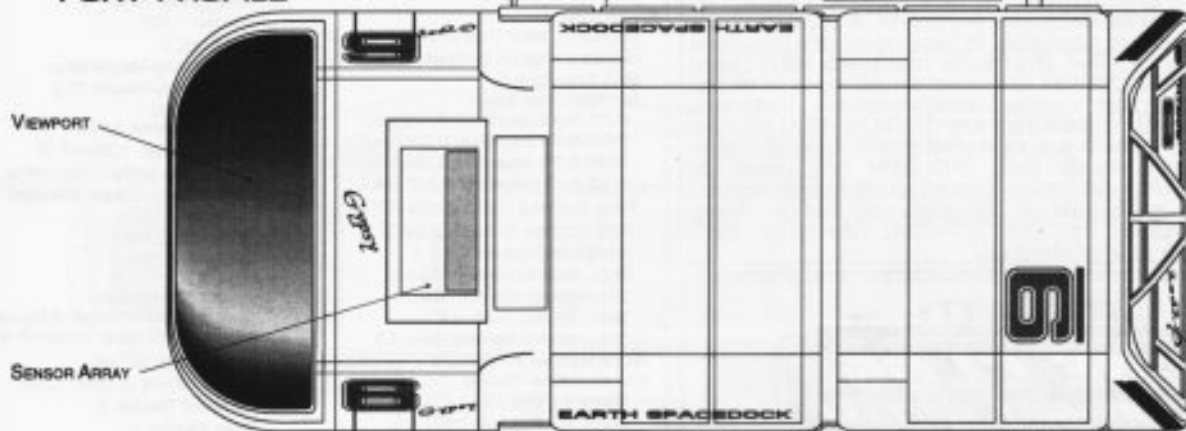
GYPSY CLASS

FEDERATION CRAFT

MAIN GANDWAY HATCH



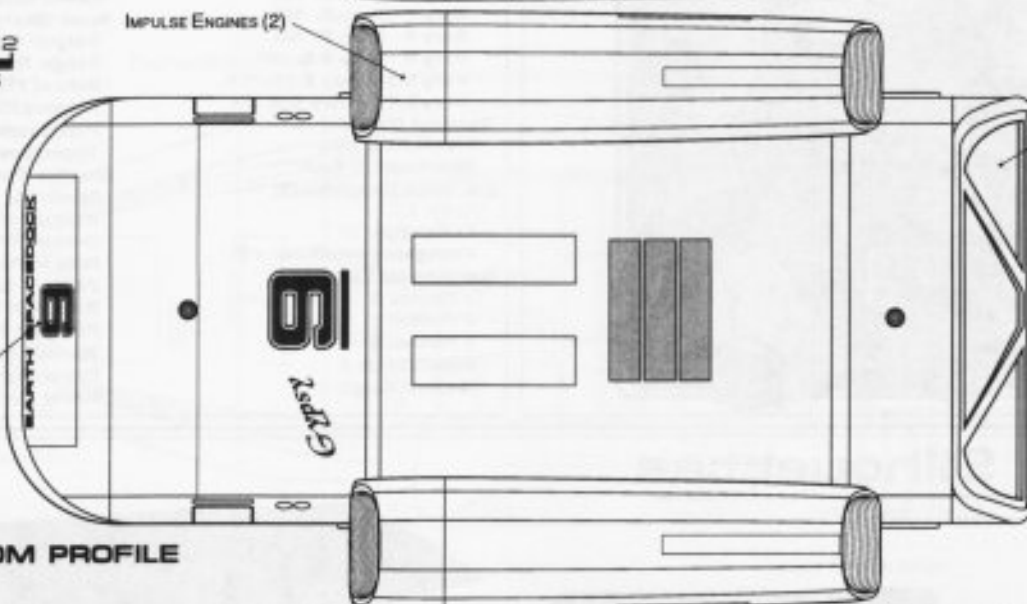
PORT PROFILE



TOP PROFILE

METERS
0 0.5 1 1.5 2
SCALE 1:95

IMPULSE ENGINES (2)



REAR CARGO HATCH

FORWARD SENSOR ARRAY

BOTTOM PROFILE



FRONT PROFILE



REAR PROFILE

HEAVY ASSAULT SHUTTLE



OGRE CLASS

General Information

Specific Role: The Heavy Assault Shuttle is used for precision assault and with its thick armor can deliver troops under brutal fire. It is designed to be crewed by a pilot and gunner/navigator, but can operated by the pilot alone should the gunner/navigator become incapacitated or be unavailable at launch. For the purposes of planetary assault the Heavy Assault Shuttle is capable of .92 C in most atmospheres and can achieve warp at sub-orbital altitudes. The shock waves from such maneuvers can be as destructive as orbital bombardment.

Physical Description: The Heavy Assault Shuttles reinforced hull subtly resembles the head of an Earth snake called the Cobra. The crew, seated in the cockpit, is covered by an armored-limited view canopy with a 100 degree field of view for defensive purposes. A (SMDN12/2-6) navigational sensor assembly is located under the front portion of the craft. The shuttle is equipped with rapid cycle (BP2/12-10F) phasers mounted on either side of the hull just below the canopy reinforcement buttress. Located underneath the cockpit are (PB2/12-12A) photon missile launchers which are extruded down sufficiently to clear the forward sensor pod. Sub-light propulsion is provided by the impulse units located on the rear section of the craft on each side of the gangway hatch. Warp power is provided by (SX12/1-5BX) micro-nacelles mounted on each side of the hull.

Class Emblem



Statistics

Classification: Heavy Assault Shuttle

Category: Shuttlecraft

Class: Ogre

Type: Class 5

Model: MK-XVI

Naval Construction Contract: AS-12

Dimensions:

Overall Dimensions (Meters)

Length: 15.52m

Width: 5.60m

Height: 3.10m

Displacement (Metric Tons)

Light: 7.26mt

Standard: 7.53mt

Full Load: 8.42mt

Performance:

Impulse Units: Dual Unit (ID35E/4-UP)

Impulse Engine Output: 8.5×10^8 W

Max Cruising: C

Acceleration Rate:

0.00-0.25 Impulse: 0.125 sec.

0.25-0.50 Impulse: 0.187 sec.

0.50-0.75 Impulse: 0.250 sec.

0.75-Full Impulse: 0.312 sec.

Warp Units: 2 Nacelle Units (SX12/1-5BX)

Warp Engine Output: 2.8×10^7 W

Optimum Speed: Warp 2

Max. Safe Cruising: Warp 3

Emergency Speed: Warp 4

Max. Speed: Warp 4.4

Destructive Speed: Warp 4.8

Acceleration Power: 3.0

Acceleration Times:

Warp 1 - Warp 2: 2.215 sec.

Warp 2 - Warp 3: 2.697 sec.

Warp 3 - Warp 4: 5.124 sec

Warp 4 - Warp 5: N/A

Warp 5 - Warp 6: N/A

Warp 6 - Warp 7: N/A

Warp 7 - Warp 8: N/A

Warp 8 - Warp 9: N/A

Warp 9 - Warp 9.5: N/A

Warp 9.5 - Warp 9.75: N/A

Warp 9.75 - Warp 9.9: N/A

Duration (Years)

Standard: 5 Years

Maximum: 20 Years

Std. Ships Complement: 1

Crew: 2

Passengers: 18

Emergency condition: +10

Transporters Total: 1

1 Person: 0

2 Person: 1

6 Person: 0

Small Cargo: 0

Medium Cargo: 0

TraCTOR Beams: 1

Tow Capacity: 5.20×10^2 mt

Max Range: 7.54×10^1 km

Cargo Specification:

Standard Cargo Units: N/A

Cargo Capacity: N/A

Shuttlecraft Specifications:

Docking Ports: 0

Cloaking Devices: 0

Sensor Index Values:

Planetary Survey: 1.424

Stellar Survey: 0.942

Short Range: 1.258

Long Range: 1.110

Navigation: 0.982

Special: 1.155

Computers: 2

Type: Normy-Magne 20:u

Type: Normy-Magne 17:g

Shield Rating:

Holdoff Power: 5.26×10^8 W

Refresh Rate: 1.53×10^8 W

Breakdown Rate: 1.89×10^8 W

Shield Dimensions (Meters)

Length: 18.89m

Width: 7.825m

Height: 5.03m

Weapons:

Weapon Placement:

Beam (Phasers) Total: 6 Mounts

Output: 5.0×10^8 W / 2.5×10^9 W

Range: 2.5×10^3 km

Rate of Fire: 20 ppm / Cont.

Forward Banks: 0

Rear Banks: 0

Port Banks: 3

Starboard Banks: 3

Upper Banks: 0

Lower Banks: 0

Beam (Heavy Phasers) Total: 0

Output: N/A

Range: N/A

Rate of Fire: N/A

Forward/Rear Banks: 0

Port/Starboard Banks: 0

Upper/Lower Banks: 0

Missiles (Photon) Total: 4 Tubes

Stock: 30

Range: 2.0×10^5 km

Output: 5-11 Megatons

Rate of Fire: 10 spm

Forward Bay: 4

Rear Bay: 0

Port Bay: 0

Starboard Bay: 0

Upper Bay: 0

Lower Bay: 0

Craft Silhouettes

Total Target Area 118.11 m²



Top Silhouette

Area 71.51 m²



Port Silhouette

Area 35.45 m²



Front Silhouette

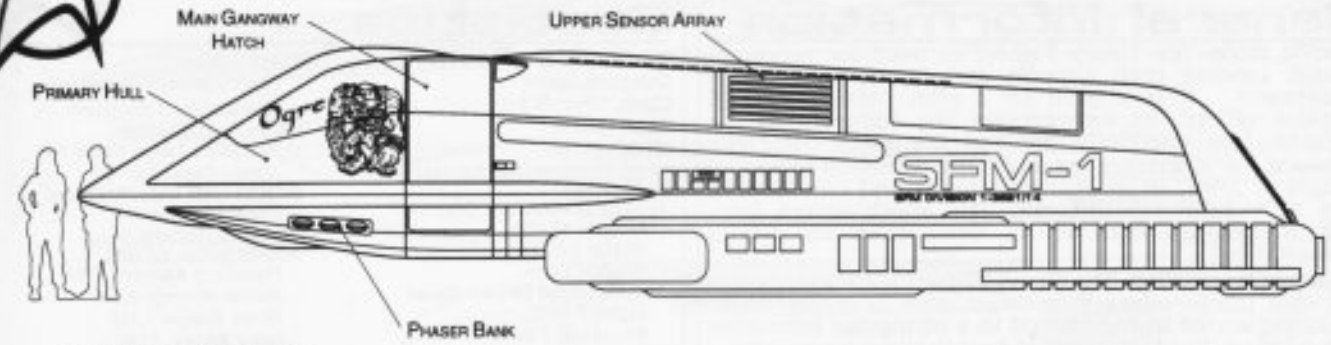
Area 11.15 m²

FEDERATION CRAFT

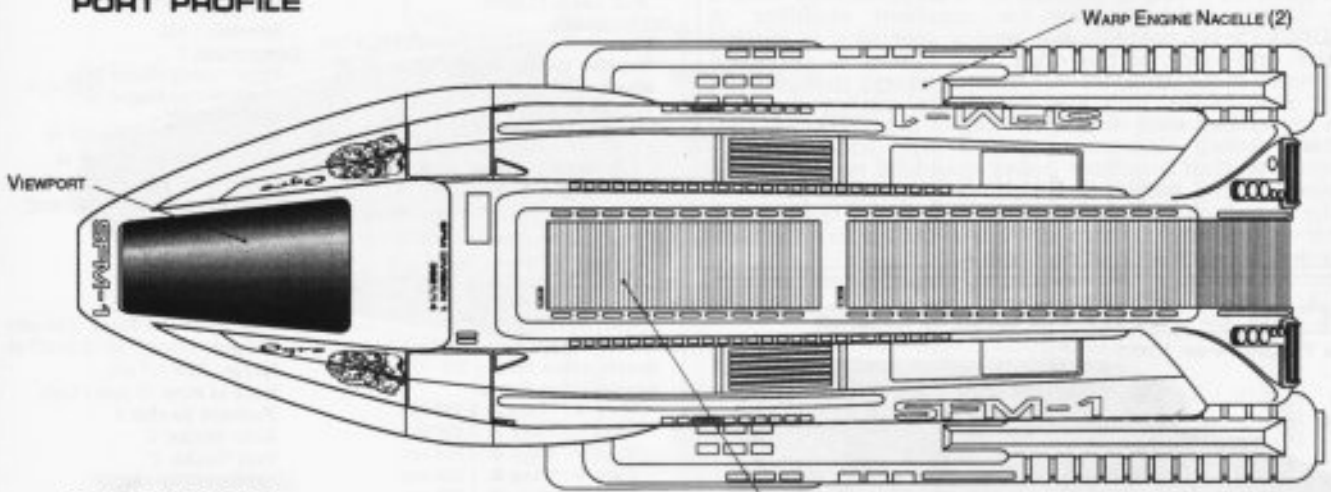


HEAVY ASSAULT SHUTTLE

OGRE CLASS

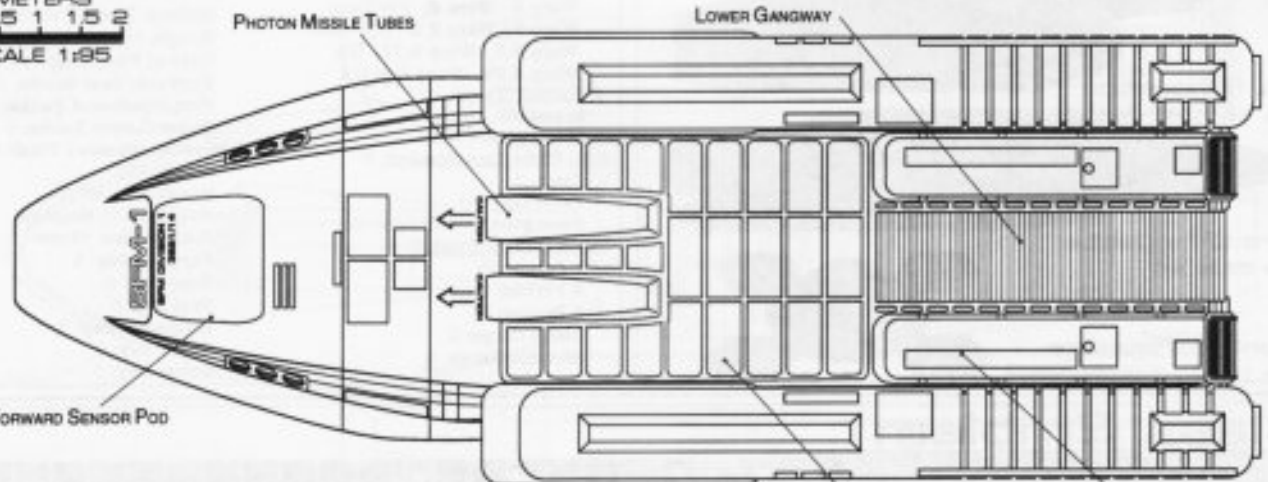


PORT PROFILE

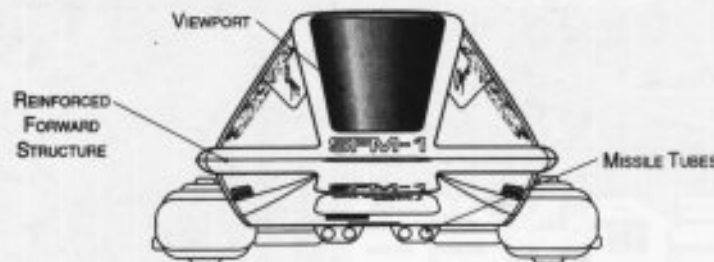


TOP PROFILE

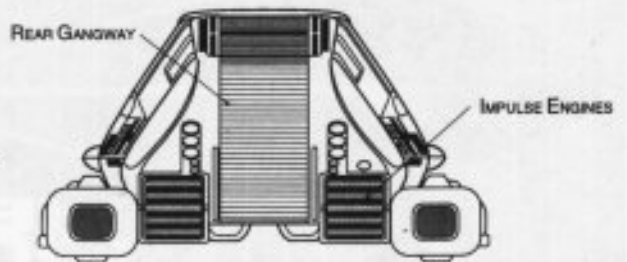
METERS
0 0.5 1 1.5 2
SCALE 1:95



BOTTOM PROFILE



FRONT PROFILE



REAR PROFILE

FEDERATION CRAFT

HEAVY FIGHTER



YELLOW JACKET CLASS

General Information

Specific Role: The Heavy Fighter is used for precision assault, landing craft support and direct capital ship engagement. It is crewed by a pilot, navigator, and weapons officer. In emergencies the fighter may be operated, less effectively, by just the pilot. For the purposes of planetary assault the Heavy Fighter is capable of .99 C in most atmospheres and can achieve warp at sub-orbital altitudes. The shock waves from such maneuvers can be as destructive as orbital bombardment.

Physical Description: The Heavy Fighter's distinctive low and wide profile offers little target area to enemy craft. The crew, seated in the cockpit in a triangular formation with pilot up front, is covered by a large canopy with a 180 degree field of view for excellent visibility. A (SMDN22/5-10) navigational sensor assembly is located on the underside of the craft. The fighter is equipped with rapid cycle (BP2/24-4J) heavy phasers mounted on either side of the hull just below the canopy. Located high on either side of the fuselage are (PB3/24-18A) photon missile launchers which are independently powered so that auxiliary power could be routed to the phasers during battle. Sub-light propulsion is provided by the impulse unit located at the rear of the craft. Warp power is provided by two (SW20/2-4AF) micro-nacelles mounted on each side of the hull.

Statistics

Classification: Heavy Fighter
Category: Fighter
Class: Yellow Jacket
Type: Class 5
Model: MK-VIII
Naval Construction Contract: SF-JT
Dimensions:
Overall Dimensions (Meters)
 Length: 13.18m
 Width: 6.01m
 Height: 2.57m
Displacement (Metric Tons)
 Light: 7.16mt
 Standard: 7.84mt
 Full Load: 11.86mt
Performance:
Impulse Units: Dual Pack (IP42E/4-QS)
Impulse Engine Output: 1.3x10⁹ W
Max Cruising: C
Acceleration Rate:
 0.00-0.25 Impulse: 0.107 sec.
 0.25-0.50 Impulse: 0.155 sec.
 0.50-0.75 Impulse: 0.200 sec.
 0.75-Full Impulse: 0.250 sec.
Warp Units: 2 Nacelle Units (SW20/2-4AF)
Warp Engine Output: 4.8x10¹² W
Optimum Speed: Warp 6
Max. Safe Cruising: Warp 7
Emergency Speed: Warp 8
Max. Speed: Warp 8.5
Destructive Speed: Warp 9.5
Acceleration Power: 3.0
Acceleration Times:
 Warp 1 - Warp 2: 0.149 sec.
 Warp 2 - Warp 3: 0.227 sec.
 Warp 3 - Warp 4: 0.848 sec.
 Warp 4 - Warp 5: 1.150 sec.
 Warp 5 - Warp 6: 1.228 sec.
 Warp 6 - Warp 7: 1.325 sec.
 Warp 7 - Warp 8: 1.695 sec.
 Warp 8 - Warp 9: 2.410 sec.
 Warp 9 - Warp 9.5: 5.357 sec.
 Warp 9.5 - Warp 9.75: N/A
 Warp 9.75 - Warp 9.9: N/A
Duration (Years)
 Standard: 2 Years
 Maximum: 4 Years
Std. Ships Complement: 3
 Crew: 3
 Passengers: 0
 Emergency condition: +0
Transporters Total: 0
 1 Person: 0
 2 Person: 0
 6 Person: 0
 Small Cargo: 0
 Medium Cargo: 0

Tactor Beams: 1
Tow Capacity: 3.20x10²mt
Max Range: 3.30x10¹km
Cargo Specification:
Standard Cargo Units: N/A
Cargo Capacity: N/A
Shuttlecraft Specifications:
Docking Ports: 0
Cloaking Devices: 0
Sensor Index Values:
Planetary Survey: 1.728
Stellar Survey: 0.988
Short Range: 1.145
Long Range: 1.160
Navigation: 0.999
Special: 1.952
Computers: 2
Type: Norray-Magne 24:g
Type: Norray-Magne 19:h
Shield Rating:
Holdoff Power: 5.24x10⁸ W
Refresh Rate: 1.78x10⁸ W
Breakdown Rate: 1.72x10⁸ W
Shield Dimensions (Meters)
 Length: 14.49m
 Width: 6.61m
 Height: 2.82m
Weapons:
Weapon Placement:
Beam (Phasers) Total: 2 Mounts
Output: 5.0x10¹⁰ W / 2.5x10⁹ W
Range: 2.5x 10⁶ km
Rate of Fire: 45 ppm / Cont.
Forward Banks: 2
Rear Banks: 0
Port Banks: 0
Starboard Banks: 0
Upper Banks: 0
Lower Banks: 0
Beam (HeavyPhasers) Total: 5
Output: 7.5x10¹⁰ W / 3.75x10⁹ W
Range: 4.0x 10⁵ km
Rate of Fire: 30 ppm / Cont.
Forward/Rear Banks: 5
Port/Starboard Banks: 0
Upper/Lower Banks: 0
Missiles (Photon) Total: 6 Tubes
Stock: 180
Range: 2.0x 10⁵ km
Output: 5-11 Megatons
Rate of Fire: 10 spm
Forward Bay: 6
Rear Bay: 0
Port Bay: 0
Starboard Bay: 0
Upper Bay: 0
Lower Bay: 0

Craft Silhouettes

Total Target Area 110.57 m²



Top Silhouette

Area 83.01 m²



Port Silhouette

Area 28.38 m²



Front Silhouette

Area 10.80 m²

Class Emblem



FEDERATION CRAFT

HEAVY FIGHTER

YELLOW JACKET CLASS



PORT PROFILE

PHASER BANKS (2)

MISSILE TUBE
POD

WARP ENGINE NACELLE (2)

VIEWPORT

TOP PROFILE

METERS
0 0.5 1 1.5 2
SCALE 1:60

LOWER SENSOR ARRAY

HEAVY PHASER
BANK

BOTTOM PROFILE



FRONT PROFILE

MISSILE
TUBES



IMPULSE ENGINE

REAR PROFILE

FEDERATION CRAFT

SHUTUG



CLYDESDALE CLASS

General Information

Specific Role: The Shutug is small and powerful tractor beam tow vehicle. It is primarily used around space-docks and planetary facilities. Since this craft was designed strictly for support duty it does not need warp engines. However, two Shutugs have enough impulse power to safely move a Heavy Cruiser.

Physical Description: The Shutugs boxy hull is equipped with two doors on either side of the cockpit. The pilot and tractor beam technician sit beneath the large canopy in the nose of the craft. Positioned on the front and on the top of the shuttle are (SNPA12/2-7) navigational sensor arrays. No Phasers are included in the standard configuration. Propulsion is provided by (SIS10-2/100) impulse drive engines slung underneath like little feet. Cowlings have been added to the engines to help cool the plasma coils during atmospheric use.

Statistics

Classification: ShuTug (Shuttle Tug)
Category: Shuttlecraft
Class: Clydesdale
Type: Class 5
Model: MK-XXIV
Naval Construction Contract: CS-104
Dimensions:
Overall Dimensions (Meters)
 Length: 13.97m
 Width: 7.05m
 Height: 4.84m
Displacement (Metric Tons)
 Light: 9.20mt
 Standard: 10.56mt
 Full Load: 12.59mt
Performance:
Impulse Units: (SIS10-2/100)
Impulse Engine Output: 6.7x10⁶ W
Max Cruising: C
Acceleration Rate:
 0.00-0.25 Impulse: 0.344 sec.
 0.25-0.50 Impulse: 0.416 sec.
 0.50-0.75 Impulse: 0.588 sec.
 0.75-Full Impulse: 0.530 sec.
Warp Units: 0
Warp Engine Output: N/A
Optimum Speed: N/A
Max. Safe Cruising: N/A
Emergency Speed: N/A
Max. Speed: N/A
Destructive Speed: N/A
Acceleration Power: N/A
Acceleration Times:
 Warp 1 - Warp 2: N/A
 Warp 2 - Warp 3: N/A
 Warp 3 - Warp 4: N/A
 Warp 4 - Warp 5: N/A
 Warp 5 - Warp 6: N/A
 Warp 6 - Warp 7: N/A
 Warp 7 - Warp 8: N/A
 Warp 8 - Warp 9: N/A
 Warp 9 - Warp 9.5: N/A
 Warp 9.5 - Warp 9.75: N/A
 Warp 9.75 - Warp 9.9: N/A
Duration (Years)
 Standard: 5 Years
 Maximum: 20 Years
Std. Ships Complement: 1
Crew: 1
Passengers: 3
Emergency condition: +4
Transporters Total: 0
 1 Person: 0
 2 Person: 0
 6 Person: 0
Small Cargo: 0
Medium Cargo: 0

Tractor Beams: 2
Tow Capacity: 7.82x10⁵mt
Max Range: 9.35x10³km
Cargo Specification:
Standard Cargo Units: 4
Cargo Capacity: 10.58
Shuttlecraft Specifications:
Docking Ports: 0
Cloaking Devices: 0
Sensor Index Values:
Planetary Survey: 1.002
Stellar Survey: 0.988
Short Range: 1.103
Long Range: 0.958
Navigation: 0.997
Special: 0.896
Computers: 2
 Type: Norray-Magne 20:d
 Type: Norray-Magne 12:k
Shield Rating:
Holdoff Power: 4.22x10⁹ W
Refresh Rate: 1.62x10⁸ W
Breakdown Rate: 1.72x10⁸ W
Shield Dimensions (Meters)
 Length: 15.42m
 Width: 12.45m
 Height: 5.85m
Weapons:
Weapon Placement:
Beam (Phasers) Total: 0
 Output: N/A
 Range: N/A
 Rate of Fire: N/A
Forward Banks: 0
Rear Banks: 0
Port Banks: 0
Starboard Banks: 0
Upper Banks: 0
Lower Banks: 0
Beam (HeavyPhasers) Total: 0
 Output: N/A
 Range: N/A
 Rate of Fire: N/A
Forward/Rear Banks: 0
Port/Starboard Banks: 0
Upper/Lower Banks: 0
Missiles (Photon) Total: N/A
 Stock: N/A
 Range: N/A
 Output: N/A
 Rate of Fire: N/A
Forward Bay: 0
Rear Bay: 0
Port Bay: 0
Starboard Bay: 0
Upper Bay: 0
Lower Bay: 0

Class Silhouettes

Total Target Area 167.30 m²



Top Silhouette

Area 89.68 m²



Port Silhouette

Area 48.21 m²



Front Silhouette

Area 29.41 m²

Craft Emblem



CLYDESDALE CLASS SHUTUG

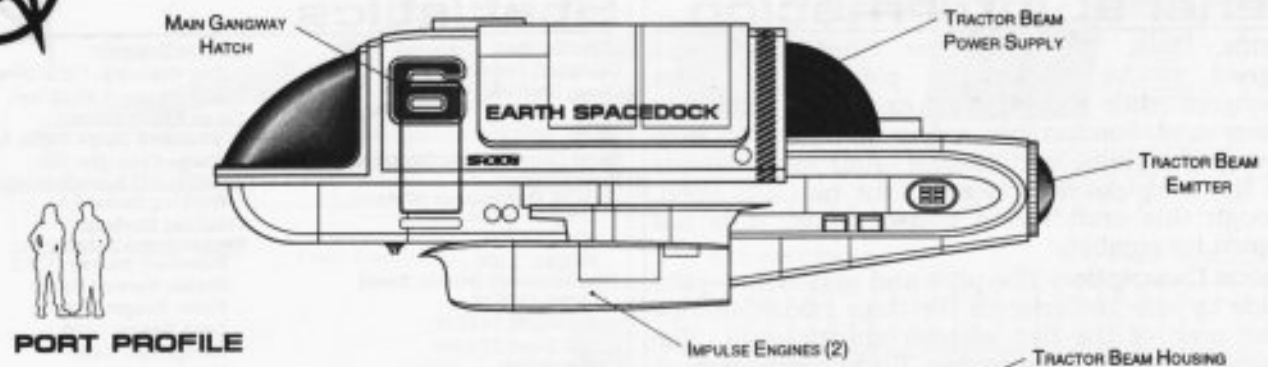
FEDERATION CRAFT



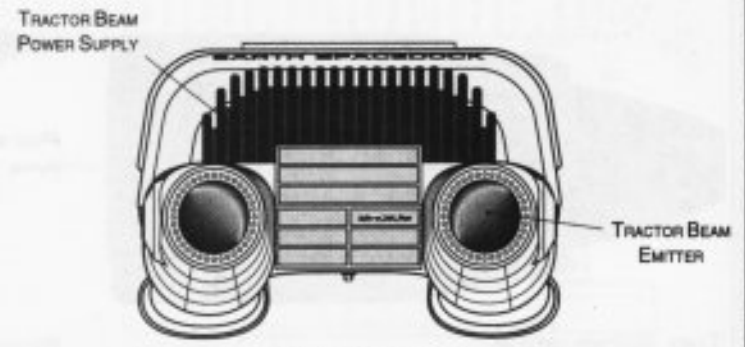
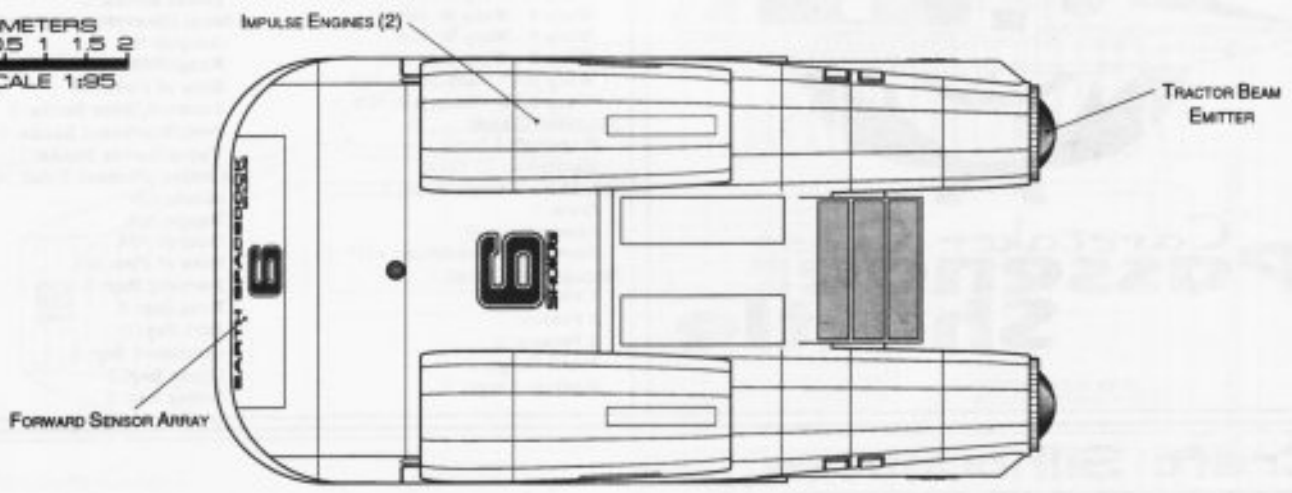
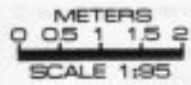
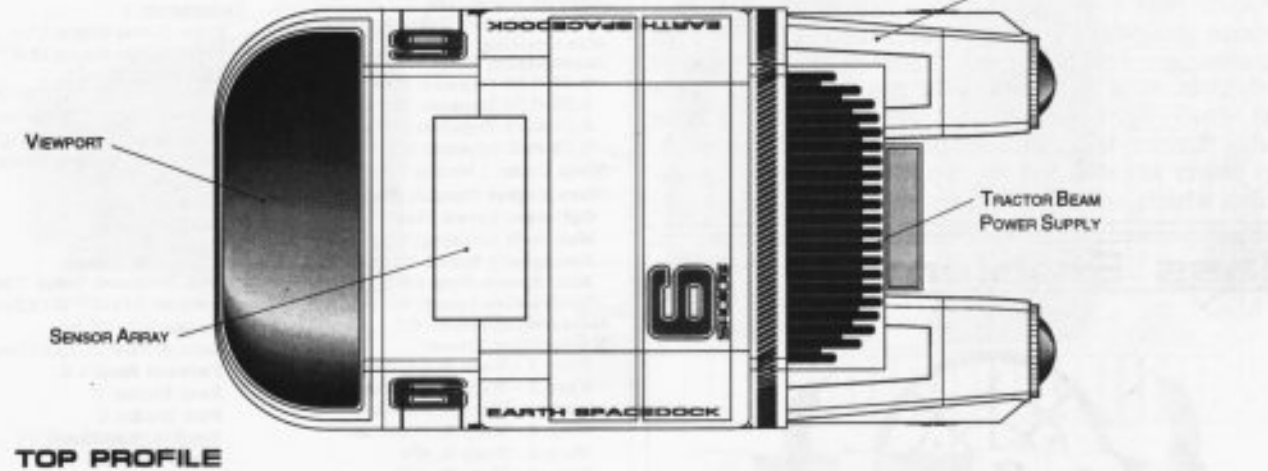
SHUTUG

CLYDESDALE CLASS

FEDERATION CRAFT



PORT PROFILE



PASSENGER SHUTTLECRAFT



CARETAKER CLASS

General Information

Specific Role: The Passenger Shuttlecraft was designed to be esthetically pleasing to most passengers while providing an extremely wide field of view and comfortable safety margin. To help passengers egress, an integral stair-way extends from the warp-nacelle whenever the hatch is open. Although this craft has a phaser bank, it is not designed for combat.

Physical Description: The pilot and optional co-pilot sit side by side underneath the large rakish canopy in the nose of the flat, slender shuttle craft. The passenger seats can recline underneath a very large view-port covering the rear hull section. It has two main gangways located between the cockpit and the passenger compartment. Located in the bow of the shuttle is a (SMDN4/1-7) navigational sensor array. Sub light propulsion is provided by the impulse drive system located on the rear of the craft. Warp power is provided by two (SW18/1-4IS) micro-nacelles which are mounted on each side of the hull.

Class Emblem



Caretaker Class
Passenger Shuttle

Statistics

Classification: Passenger Shuttle

Category: Shuttlecraft

Class: Caretaker

Type: Class 5

Model: MK-XX

Naval Construction Contract: PS-D1

Dimensions:

Overall Dimensions (Meters)

Length: 18.19m

Width: 7.80m

Height: 3.12m

Displacement (Metric Tons)

Light: 13.20mt

Standard: 14.58mt

Full Load: 16.21mt

Performance:

Impulse Units: Dual Unit (IP72E/3-CC)

Impulse Engine Output: 1.2x10⁶ W

Max Cruising: C

Acceleration Rate:

0.00-0.25 Impulse: 0.140 sec.

0.25-0.50 Impulse: 0.210 sec.

0.50-0.75 Impulse: 0.280 sec.

0.75-Full Impulse: 0.350 sec.

Warp Units: 2 Nacelle Units (SW18/1-4IS)

Warp Engine Output: 2.4x10⁷ W

Optimum Speed: Warp 3

Max. Safe Cruising: Warp 4

Emergency Speed: Warp 4.2

Max. Speed: Warp 4.5

Destructive Speed: Warp 4.9

Acceleration Power: 3.0

Acceleration Times:

Warp 1 - Warp 2: 2.872 sec.

Warp 2 - Warp 3: 3.436 sec.

Warp 3 - Warp 4: 6.268 sec.

Warp 4 - Warp 5: 11.031 sec.

Warp 5 - Warp 6: N/A

Warp 6 - Warp 7: N/A

Warp 7 - Warp 8: N/A

Warp 8 - Warp 9: N/A

Warp 9 - Warp 9.5: N/A

Warp 9.5 - Warp 9.75: N/A

Warp 9.75 - Warp 9.9: N/A

Duration (Years)

Standard: 5 Years

Maximum: 20 Years

Std. Ships Complement: 1

Crew: 3

Passengers: 36

Emergency condition: +18

Transporters Total: 1

1 Person: 0

2 Person: 1

6 Person: 0

Small Cargo: 0

Medium Cargo: 0

Tractor Beams: 1

Tow Capacity: 7.82x10²mt

Max Range: 9.35x10¹km

Cargo Specification:

Standard Cargo Units: N/A

Cargo Capacity: N/A

Shuttlecraft Specifications:

Docking Ports: 0

Cloaking Devices: 0

Sensor Index Values:

Planetary Survey: 1.001

Stellar Survey: 0.9102

Short Range: 1.033

Long Range: 1.028

Navigation: 0.930

Special: 1.111

Computers: 2

Type: Norray-Magne 17:m

Type: Norray-Magne 12:d

Shield Rating:

Holdoff Power: 5.72x10⁶ W

Refresh Rate: 2.15x10⁶ W

Breakdown Rate: 1.89x10⁷ W

Shield Dimensions (Meters)

Length: 20.01m

Width: 8.58m

Height: 3.43m

Weapons:

Weapon Placement:

Beam (Phasers) Total: 1 Mount

Output: 5.0x10¹⁰ W / 2.5x10⁹ W

Range: 2.5x10⁵ km

Rate of Fire: 20 ppm / Cont.

Forward Banks: 0

Rear Banks: 0

Port Banks: 0

Starboard Banks: 0

Upper Banks: 1

Lower Banks: 0

Beam (HeavyPhasers) Total: 0

Output: N/A

Range: N/A

Rate of Fire: N/A

Forward/Rear Banks: 0

Port/Starboard Banks: 0

Upper/Lower Banks: 1

Missiles (Photon) Total: N/A

Stock: N/A

Range: N/A

Output: N/A

Rate of Fire: N/A

Forward Bay: 0

Rear Bay: 0

Port Bay: 0

Starboard Bay: 0

Upper Bay: 0

Lower Bay: 0

Craft Silhouettes

Total Target Area 182.16 m²



Top Silhouette

Area 118.84 m²



Port Silhouette

Area 45.52 m²



Front Silhouette

Area 17.80 m²

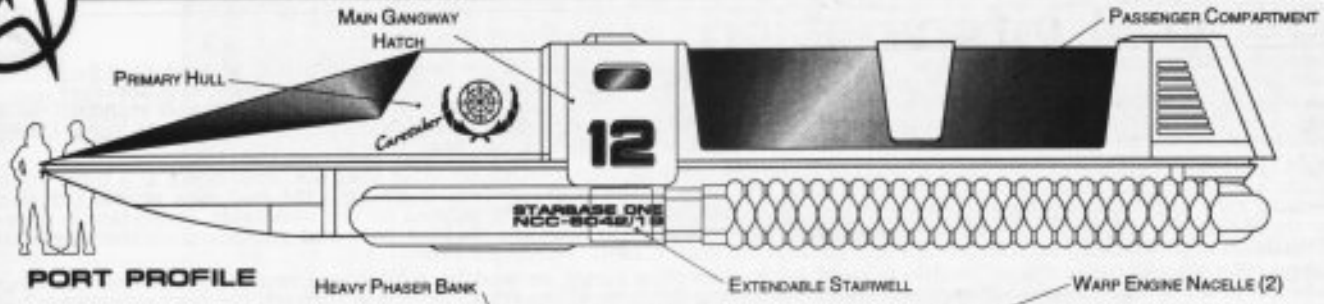
FEDERATION CRAFT



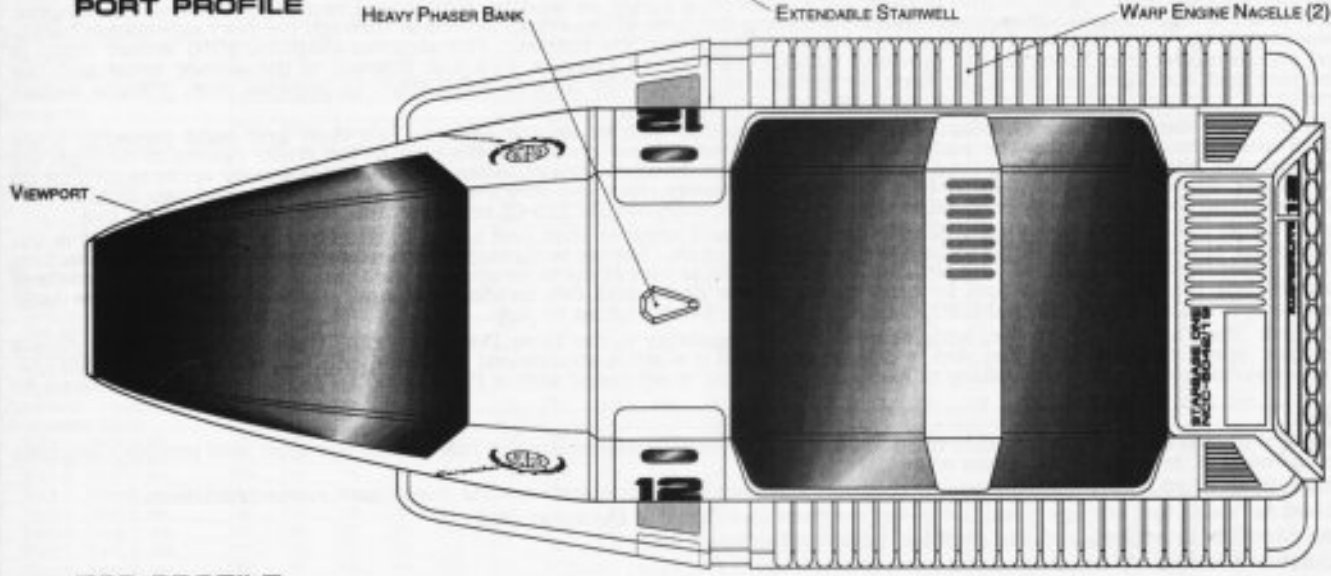
PASSENGER SHUTTLECRAFT

CARETAKER CLASS

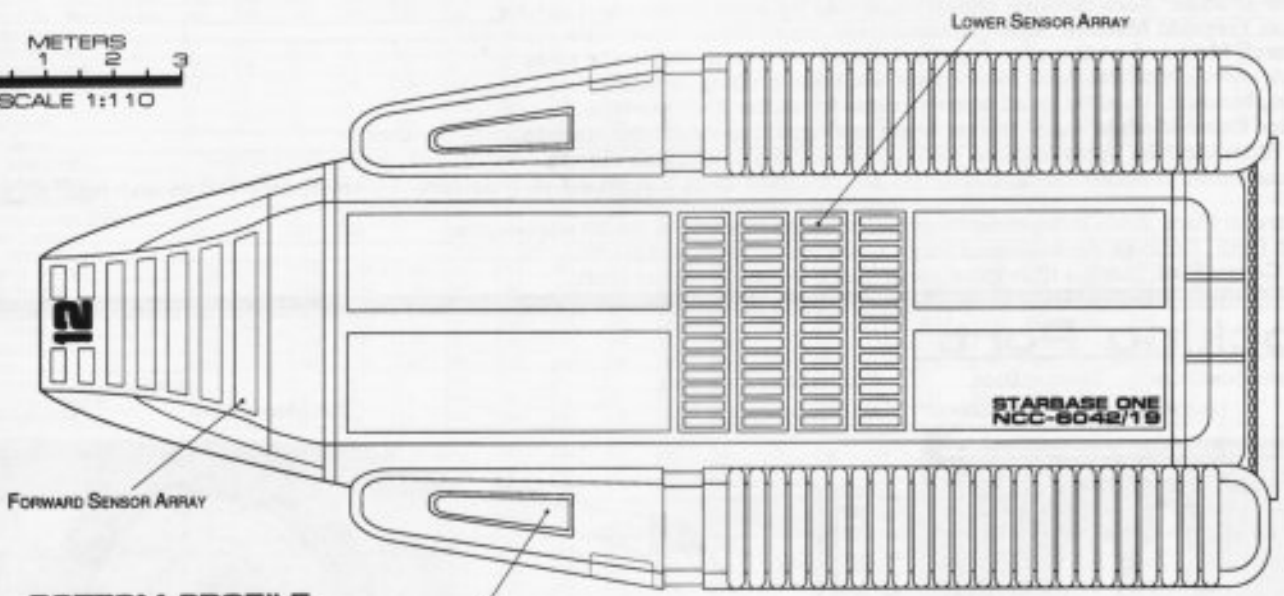
FEDERATION CRAFT



PORT PROFILE



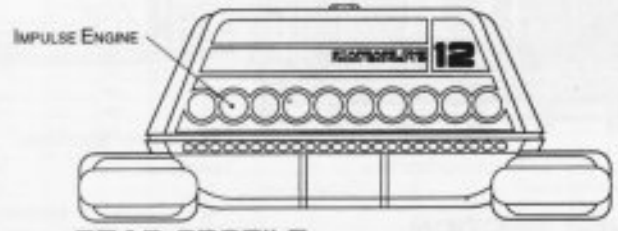
TOP PROFILE



BOTTOM PROFILE



FRONT PROFILE



REAR PROFILE

DOCKPORT CRAFT



GENERAL INFORMATION

General Information

General Description: The Dockport Craft, originally designed by the Taiya Design Institute of Vulcan, was adopted for use throughout the Federation. These craft are used by Federation officials, ambassadors and starfleet personnel for transportation within the Federation's borders. They are designed and built around the accepted federation standard docking ring. These vehicles can travel for several standard months with only moderate resupply during rendezvous. All Taiya Dockport craft are designed to use the same warp-sled and most auxiliary attachment systems.

Light Shuttle: The Chisu Class Light Shuttle is generally used for transporting no more than six passengers at a time. Forward is the wedge-shaped atmospheric shield protecting the nose of the craft. Access is through the port side access hatch, rear docking tube and lower iris hatch. The shuttles (SME22/2BC) sensor array is located on the underside. Protection is provided by three (BP1/6-1D) phasers, one just forward of the sensor array and two located port and starboard on the upper deck. Propulsion is provided by an internal (DP3/5-Q) impulse unit. (Chisu: *Vulcan for short*)

Cargo: The Fikaru Class Cargo Shuttle is used for transporting cargo, crewed by a pilot and can carry optional passengers. Forward is the wedge-shaped atmospheric shield protecting the nose of the craft. Access is through the port side access hatch, rear docking tube, port/starboard cargo hatches and upper/lower iris hatches. The shuttles (SME22/2GH) sensor array is located on the underside. Protection is provided by four (BP1/6-1D) phasers, two just forward of the sensor array and two located port and starboard on the upper deck. Propulsion is provided by an internal (DP3/5-Q) impulse unit. (Fikaru: *Vulcan for strong*)

Standard: The Manasu Class Standard Shuttle is the original Vulcan shuttle design. Two crew and eight passengers are standard compliment. Forward is the wedge-shaped atmospheric shield protecting the nose of the craft. Access is through the port side access hatch, rear docking tube/upper and lower iris hatches. The shuttles (SME22/2YT) sensor array is located on the underside. Protection is provided by four (BP1/6-1D) phasers, two just forward of the sensor array and two located port and starboard on the upper deck. Propulsion is provided by an internal (DP3/5-Q) impulse unit. (Manasu: *Vulcan for leg*)

Heavy Shuttle: The Atai Class Heavy Shuttle has a standard crew of four and up to fourteen passengers. Forward is the wedge-shaped atmospheric shield protecting the nose of the craft. Access is through the port side access hatch, rear docking tube and upper/lower iris hatches. The shuttles (SME22/2EK) sensor array is located on the underside. Protection is provided by four (BP1/6-1D) phasers, two just forward of the sensor array and two located port and starboard on the upper deck. Propulsion is provided by an internal (DP3/5-Q) impulse unit. (Atai: *Vulcan for far*)

Warp Sled: The Tai Class Warp Sled adds extended warp capability to the Taiya Dockport craft. The sled can cruise at warp 4 with a max. speed of warp 4.78. The sled is designed around a shuttle attachment platform with two (IP25E/4-1U)/(SW25/2-10S) impulse/micro-warp nacelles slung to each side. The sled is equipped with a (SME22/2ED) sensor array. (Tai: *Vulcan for long*)

Modules

Aquatic Encasement: This device seals the sensitive components underneath the Taiya Dockport craft and provides bouancy and propulsion at depths of 100 meters or less.

Communication Module: Provides high gain reception and high power transmission for deep space communications.

Fuel Module: Adds fuel storage to extend power reserves and range of Dockport craft.

Impulse Module: Provides additional impulse power to Dockport craft.

Manipulation Module: Adds manipulator arms to the front of Dockport craft.

Micro Warp Nacelles: Adds light warp capabilities to the Taiya Dockport craft.

Phaser Module: Adds medium phaser capability for basic defense and cutting.

Photon Torpedo Module: Adds photon missile capability to the shuttle.

Research Module: Adds research gathering and wide-band diagnostic tools.

Sensor Array Module: Adds focused specific band probing capability.

Survey Module: Used by small science teams for stellar body surveys.

Tractor Beam Module: Adds tractor beam towing and manipulation capability to the shuttle.

Tow Hitch Module: Adds physical towing connections to unusual objects.

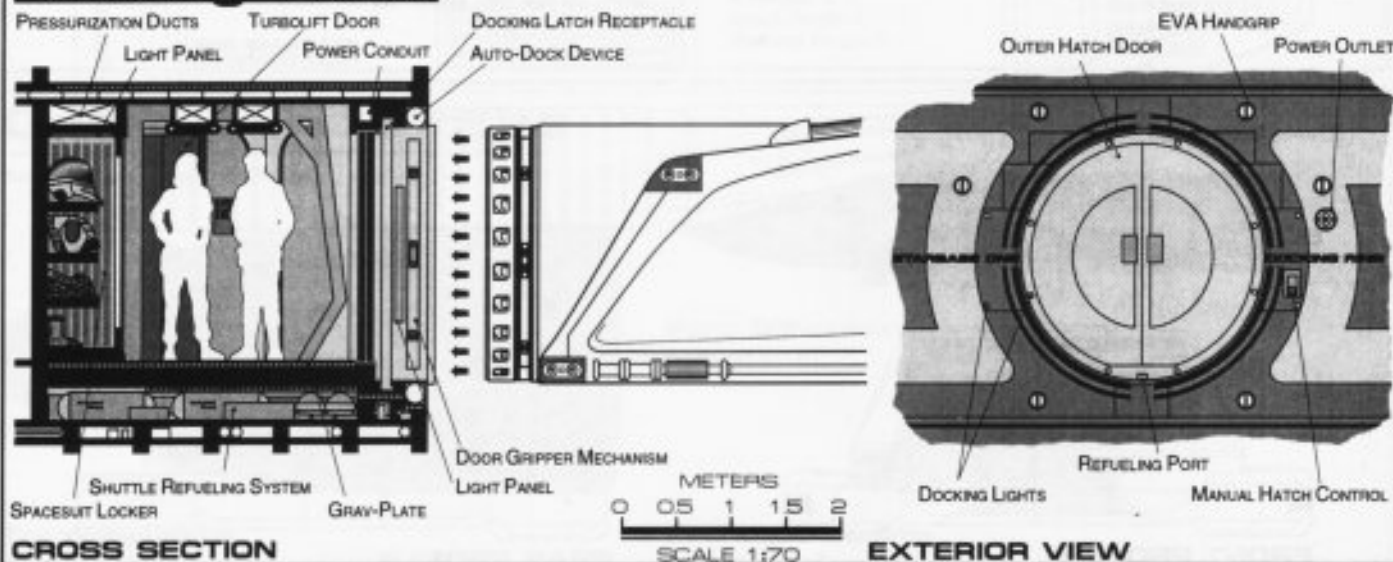
Medical Pod: Provides medical facilities for Dockport craft comprised of 2 doctors, 14 emergency bunks and light surgical facilities.

Passenger Pod: Adds independently powered accommodations for 20 passengers.

Cargo Pod: Doubles the volume of cargo space to any Dockport craft.

Light Cargo Pod: Adds a little extra cargo space to any Dockport craft.

Docking Port



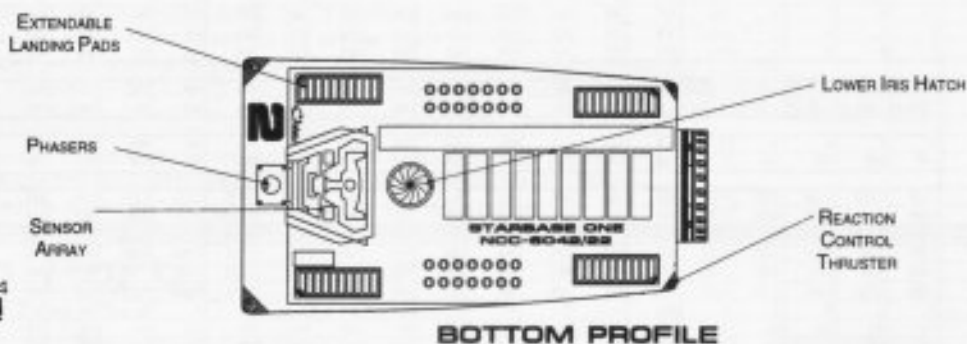
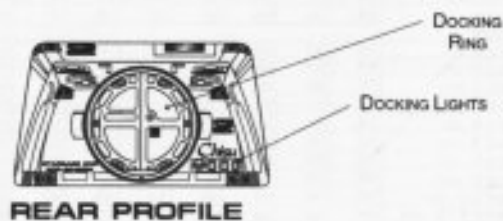
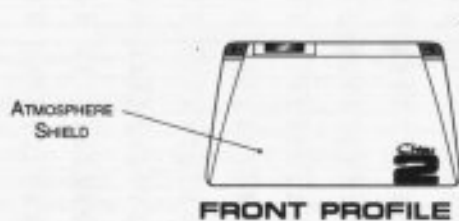
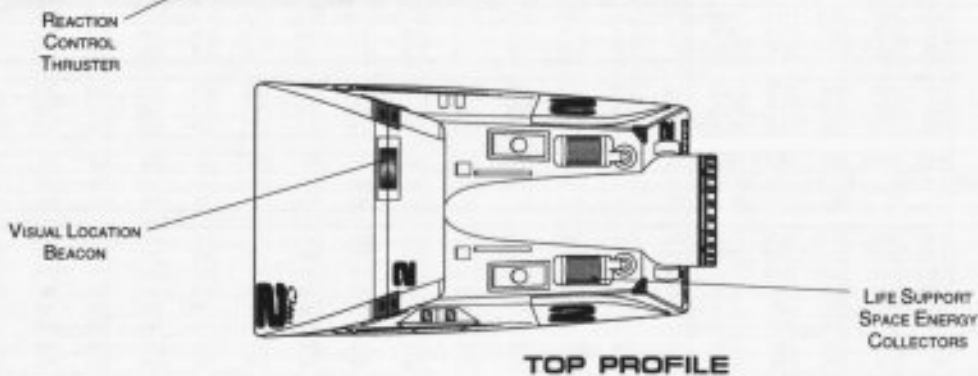
FEDERATION CRAFT

DOCKPORT CRAFT

Light Shuttle



CHISU CLASS



Class Emblem



Craft Silhouettes

Total Target Area 80.78 m²



Top Silhouette
Area 45.08 m²



Front Silhouette
Area 14.72 m²



Port Silhouette
Area 20.98 m²

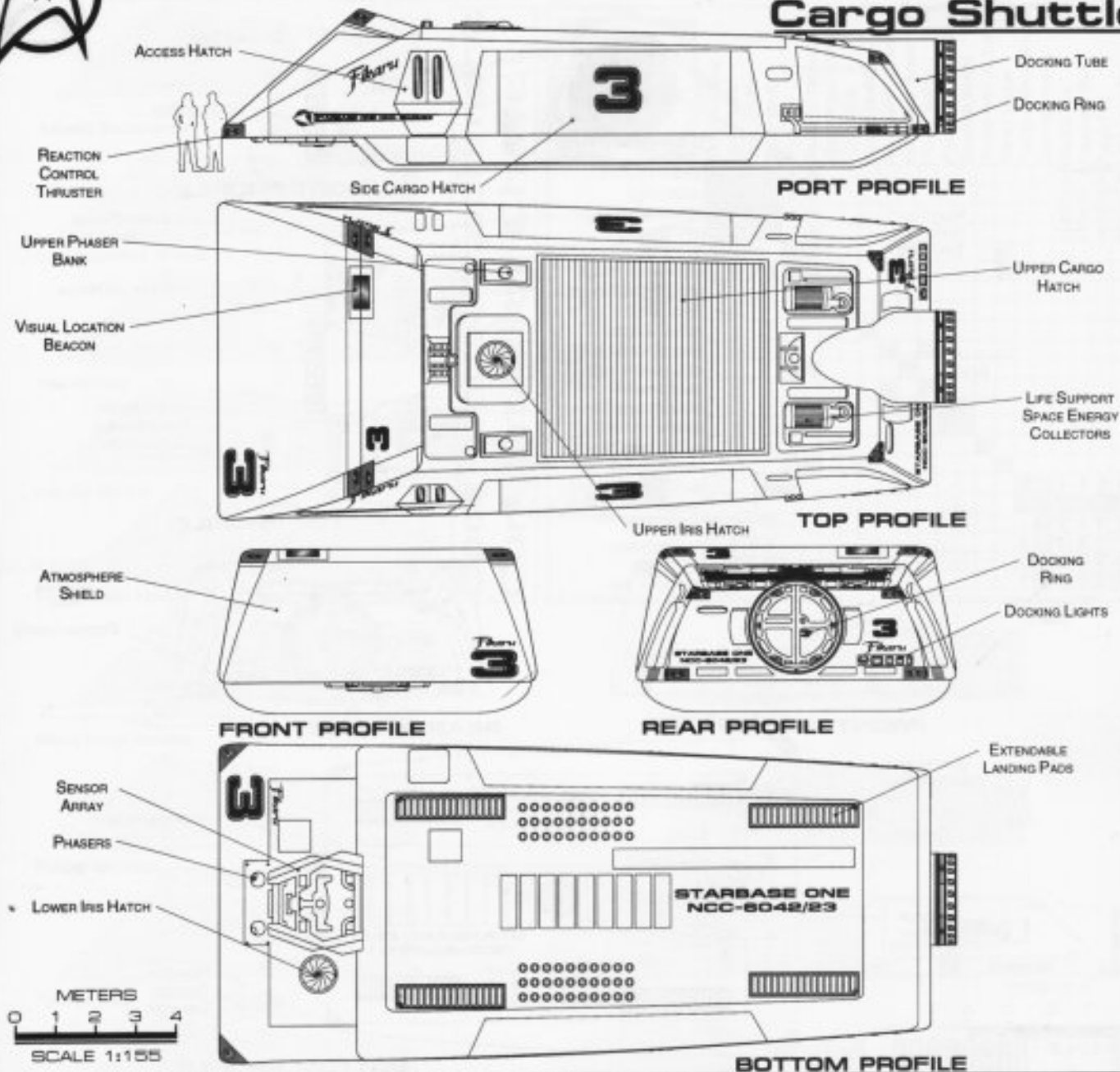
FEDERATION CRAFT



DOCKPORT CRAFT

Cargo Shuttle

FIKARU CLASS



Class Emblem



Craft Silhouettes

Total Target Area 224.24 m²



Top Silhouette
Area 135.16 m²



Front Silhouette
Area 30.96 m²



Port Silhouette
Area 58.08 m²

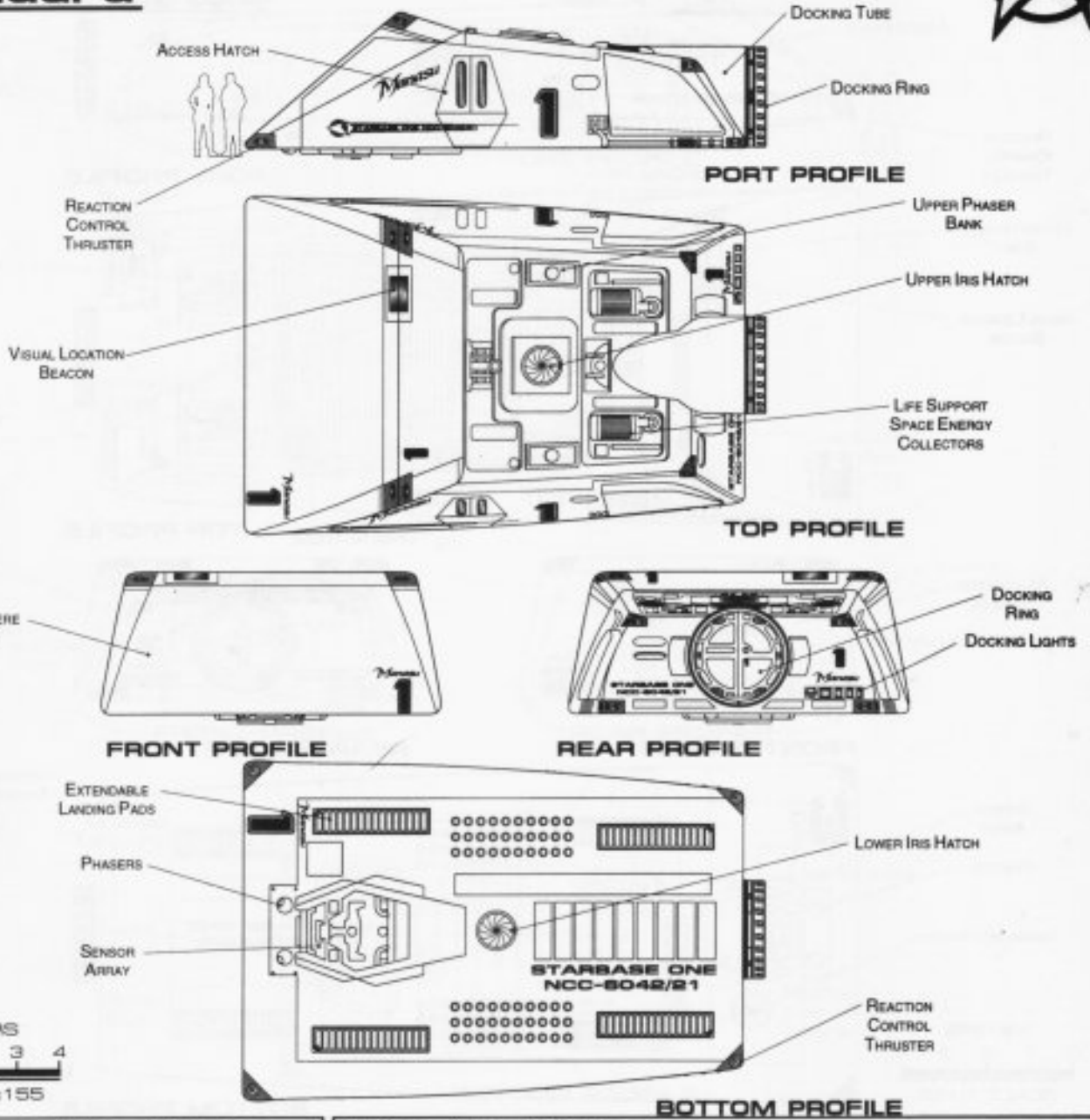
FEDERATION CRAFT

DOCKPORT CRAFT

Standard



MANASU CLASS



FEDERATION CRAFT

Class Emblem



Craft Silhouettes

Total Target Area 142.96 m²



Top Silhouette
Area 88.56 m²



Front Silhouette
Area 25.80 m²



Port Silhouette
Area 28.60 m²

DOCKPORT CRAFT

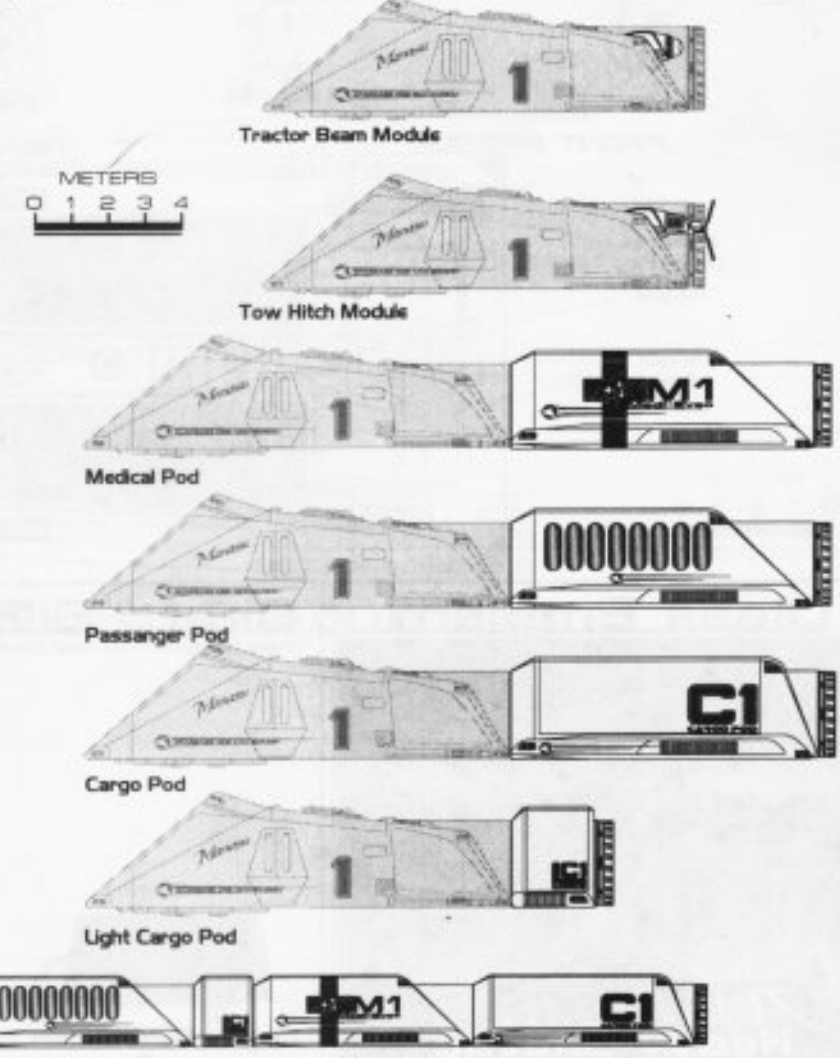
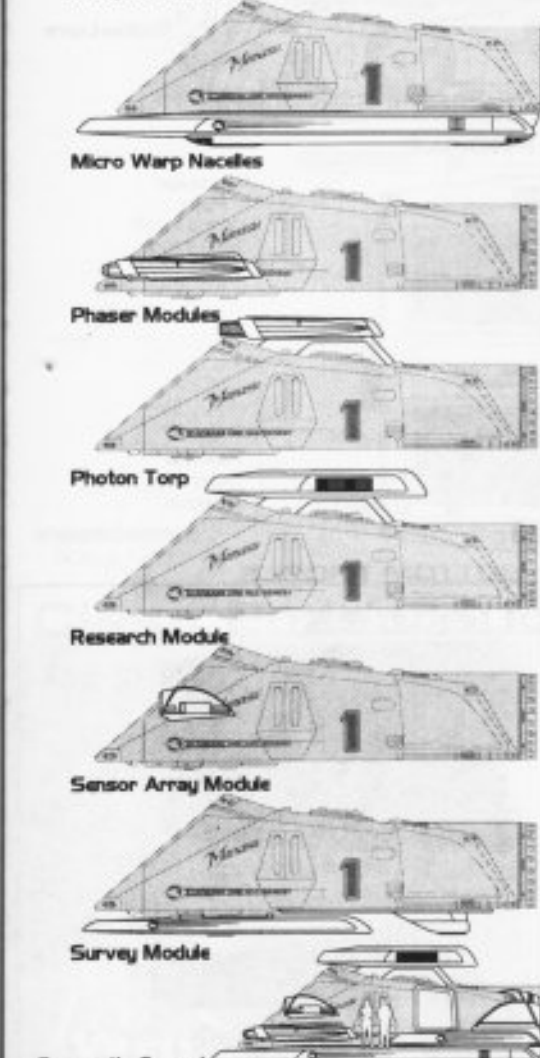
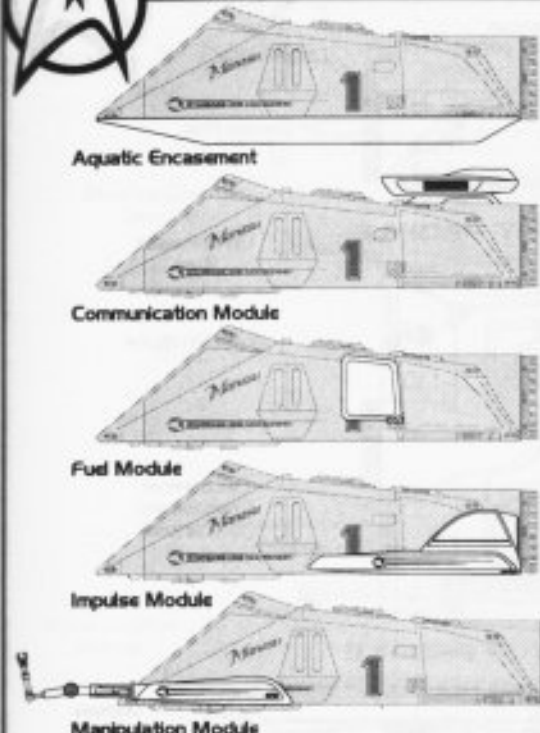


GENERAL INFORMATION

DockPort Attachment Compatibility Chart



	Standard Shuttle	Light Shuttle	Cargo Shuttle	Heavy Shuttle	Warp Shed	Aquatic Encasement	Communication Module	Fuel Module	Impulse Module	Manipulation Module	Micro Warp Module	Phaser Module	Photon Torpedo Module	Research Module	Sensor Array Module	Survey Module	Tractor Beam Module	Tow Hitch Module	Medical Pod	Passenger Pod	Cargo Pod	Light Cargo Pod	
Standard Shuttle																							
Light Shuttle																							
Cargo Shuttle																							
Heavy Shuttle																							
Warp Shed																							
Aquatic Encasement																							
Communication Module																							
Fuel Module																							
Impulse Module																							
Manipulation Module																							
Micro Warp Module																							
Phaser Module																							
Photon Torpedo Module																							
Research Module																							
Sensor Array Module																							
Survey Module																							
Tractor Beam Module																							
Tow Hitch Module																							
Medical Pod																							
Passenger Pod																							
Cargo Pod																							
Light Cargo Pod																							

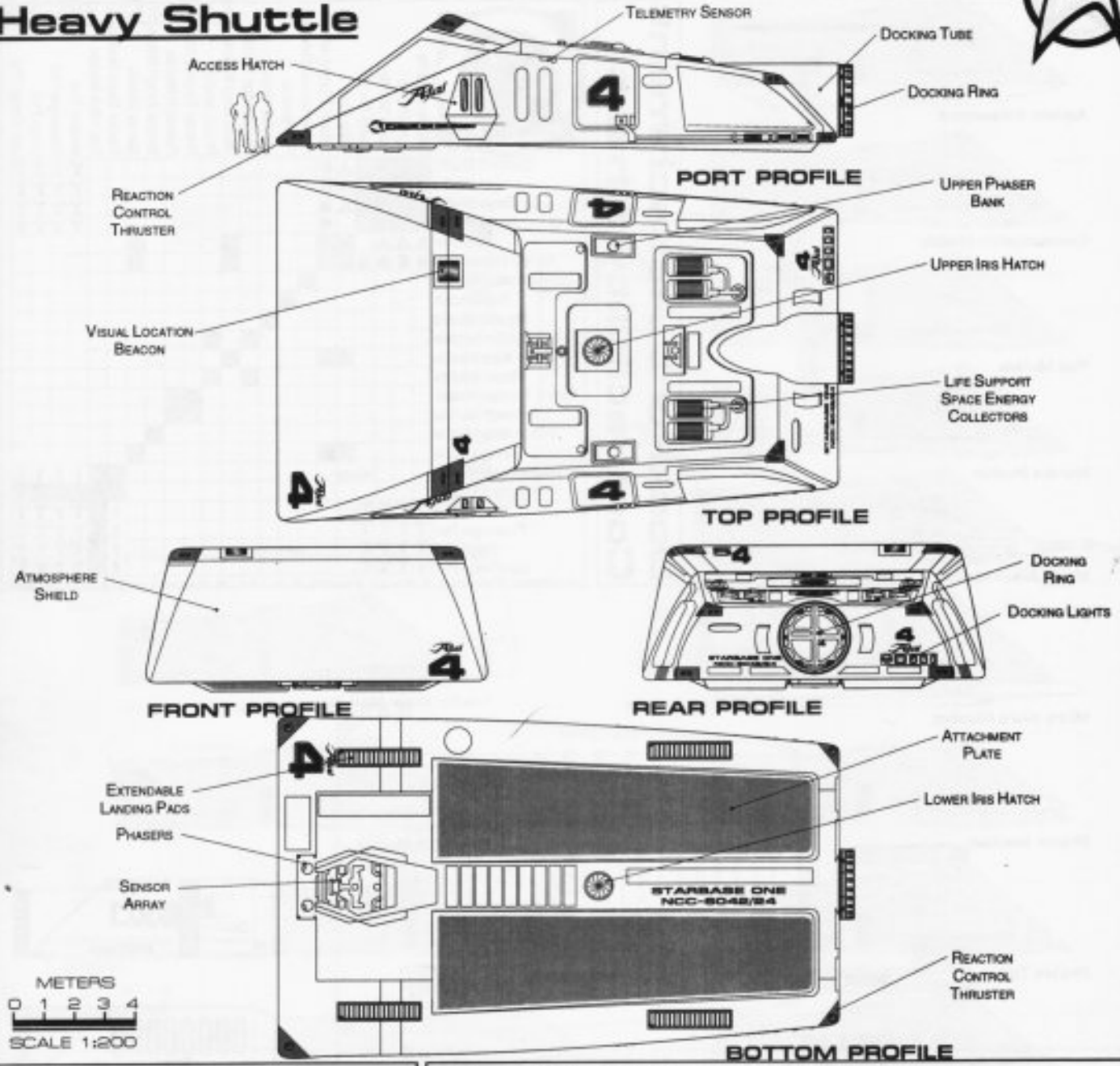


Composite Example

FEDERATION CRAFT

DOCKPORT CRAFT

Heavy Shuttle



Class Emblem



Craft Silhouettes

Total Target Area 290.12 m²



Front Silhouette
Area 47.84 m²



Top Silhouette
Area 188.44 m²



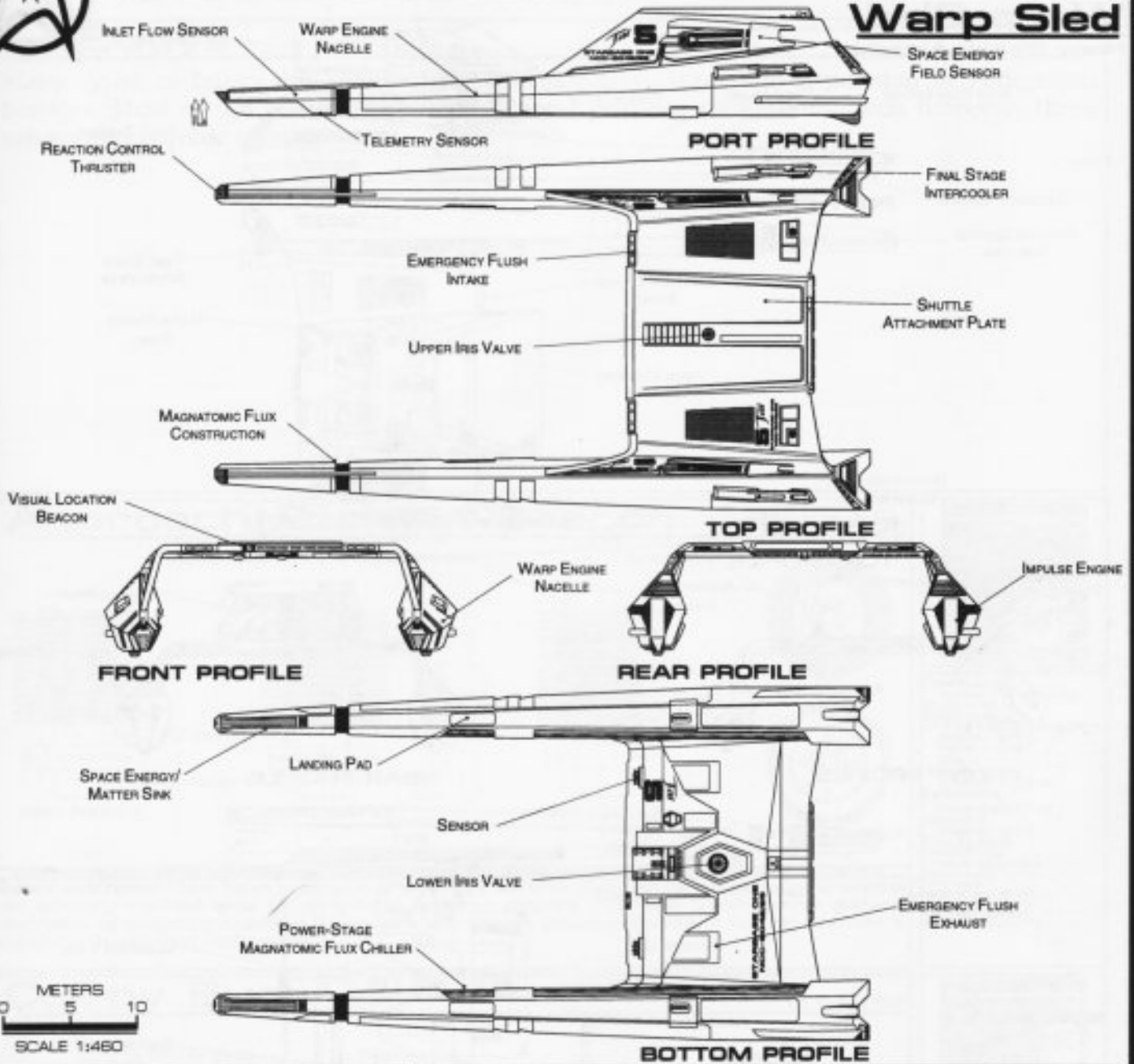
Port Silhouette
Area 53.84 m²



DOCKPORT CRAFT

Warp Sled

TAI CLASS



Class Emblem



Craft Silhouettes

Total Target Area 876.94 m²



Top Silhouette
Area 571.64 m²



Front Silhouette
Area 63.32 m²



Port Silhouette
Area 221.98 m²

FEDERATION CRAFT

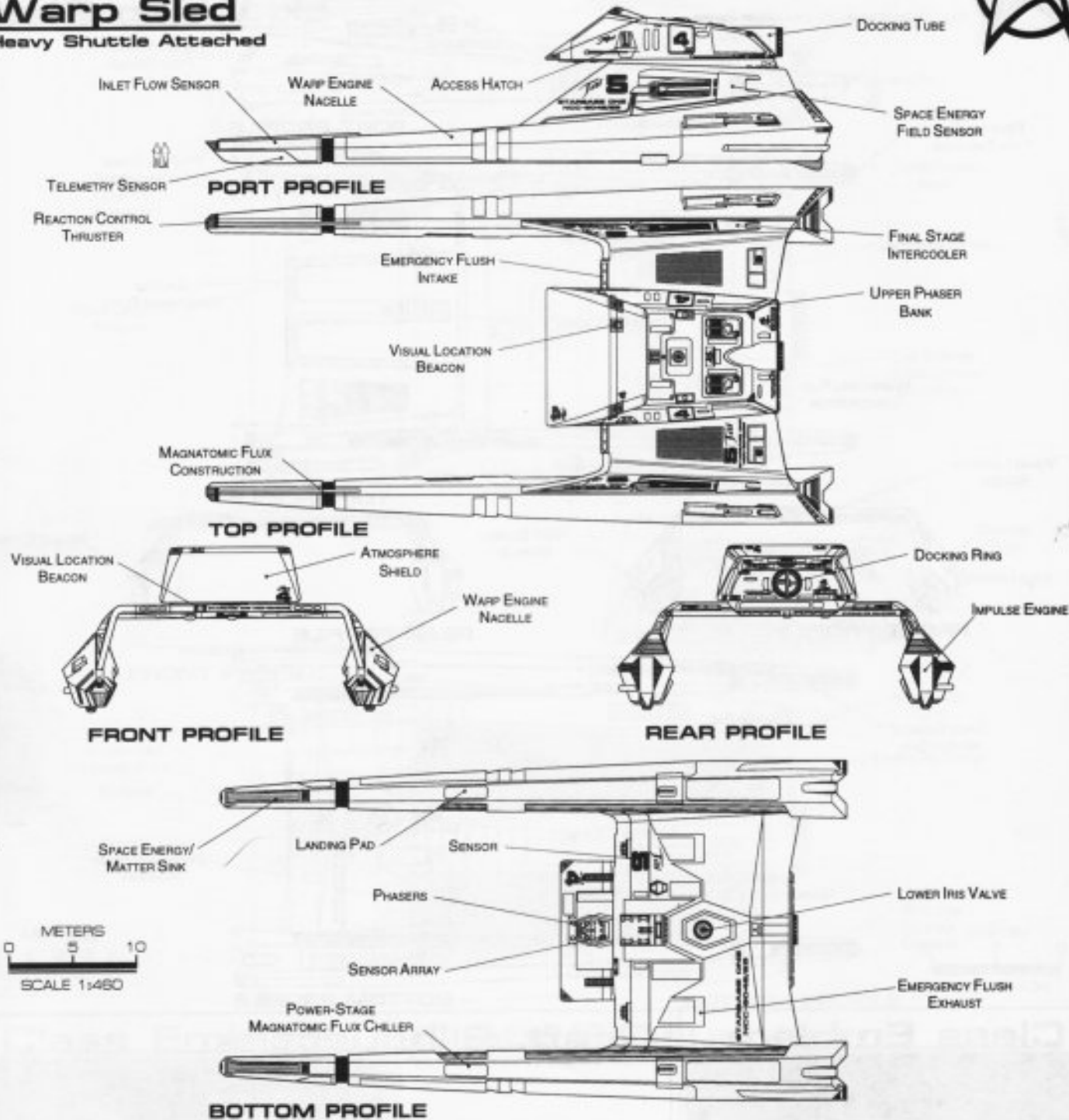
DOCKPORT CRAFT



GENERAL INFORMATION

Warp Sled

Heavy Shuttle Attached



FEDERATION CRAFT

Craft Silhouettes

Total Target Area 1022.87 m²



Front Silhouette
Area 111.19 m²



Port Silhouette
Area 278.72 m²



Top Silhouette
Area 631.96 m²

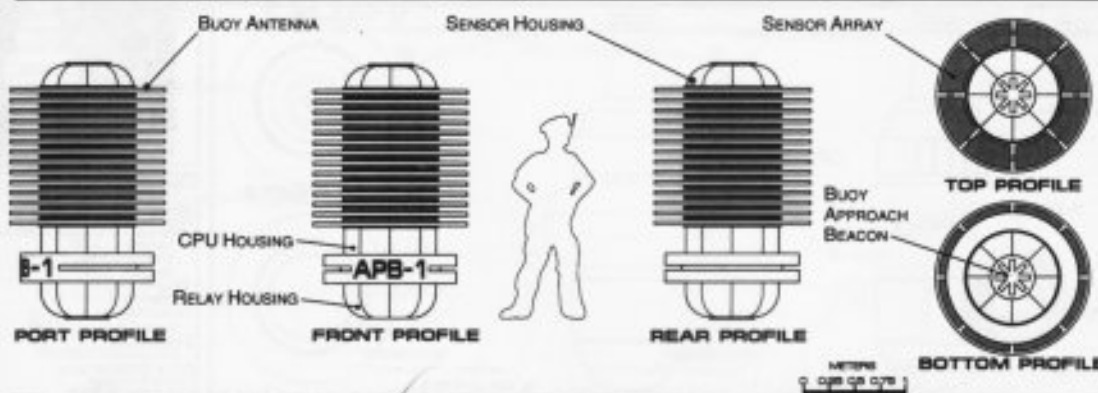


Buoys

Many types of buoys are required for the safe navigation and expansion of Federation borders. Most of the buoys are strictly general purpose navigational aids however, there are several specific mission units.

Approach Position Beacon

APB-1/DC

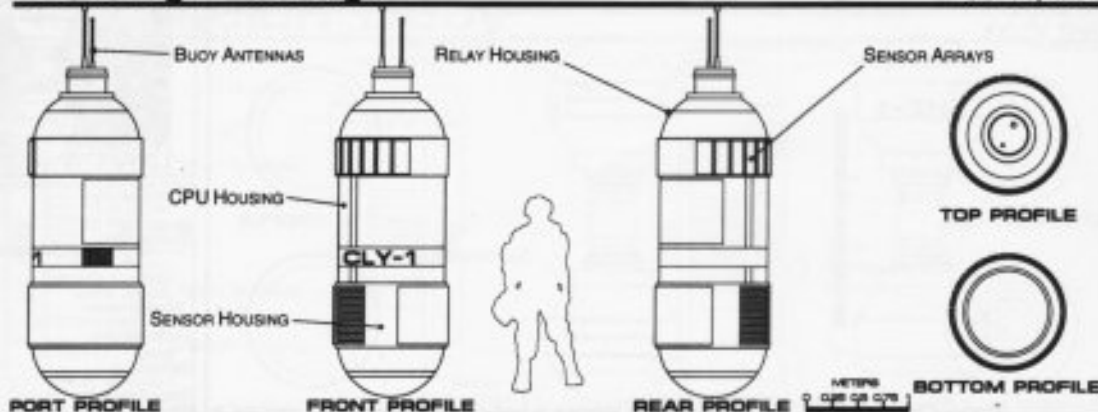


Classification:
Approach Position Beacon
Model: APB-1
Dimensions:
Overall Dimensions (Meters)
Length: 1.45m
Width: 1.45m
Height: 2.59m
Displacement
Standard: 653.25 kg
Performance:
Range: 8.80×10^{13} km
 telemetry:
Channel: 78,521
Buoy Features:
Standard Package
Communication Software
Electromagnetic Sensors
Field Detectors
Interstellar Communication
Multi-Frequency Beacon
Ship Analysis Software
Subspace Communication

General Description: These buoys, referred to as as A.P.B.s, are often placed on the outskirts of solar systems and extremely cluttered areas for navigational reference purposes. They also provide precise guidance information for navigating hazardous debris fields and complex planetary systems. A Galactic time-base is included in the standard configuration.

Colony Buoy

CLY-1/ PDS



Classification:
Colony Buoy
Model: CLY-1
Dimensions:
Overall Dimensions (Meters)
Length: 1.05m
Width: 1.07m
Height: 3.61m
Displacement
Standard: 542.32 kg
Performance:
Range: 5.48×10^{13} km
 telemetry:
Channel: 16,234
Buoy Features:
Standard Package
Communication Software
Electronic Counter Measure
Interstellar Communication
Sub-Frequency Beacon
Subspace Communication

General Description: The Colony Buoy is usually placed in orbit over a colony planet. This buoy provides subspace communications, orbital surveillance and general sensor sweeps of the colony planet for survey related work.

BUOYS

GENERAL INFORMATION

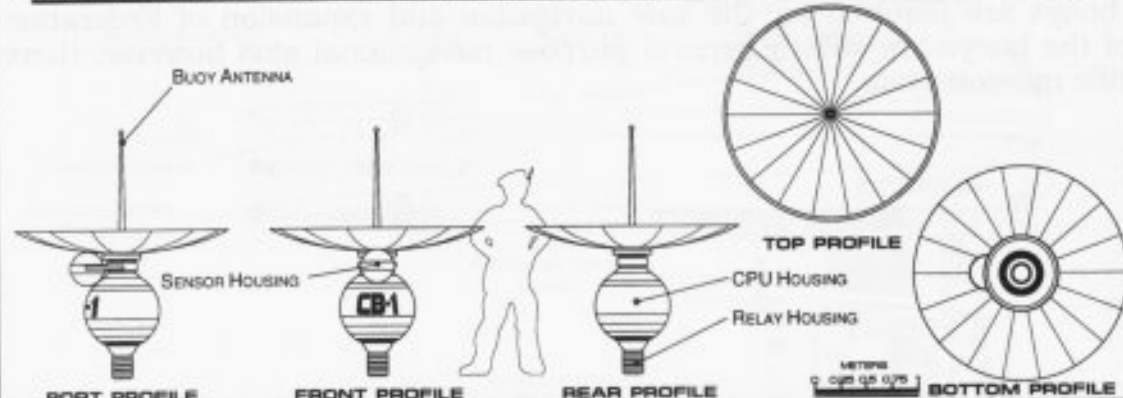


Communication Buoy

CB-1/ KK2



Classification:
Communication Buoy
Model: CB-1
Dimensions:
Overall Dimensions (Meters)
Length: 2.01m
Width: 2.01m
Height: 2.30m
Displacement:
Standard: 487.40 kg
Performance:
Range: 1.42×10^{14} km
Telemetry:
Channels: 202,153
Buoy Features:
Standard Package
Alpha Sensor Package
Communication Software
Ferroplo Second Data Collection
High Gain Antenna
Interstellar Communication
Multi-Frequency Beacon
Subspace Communication



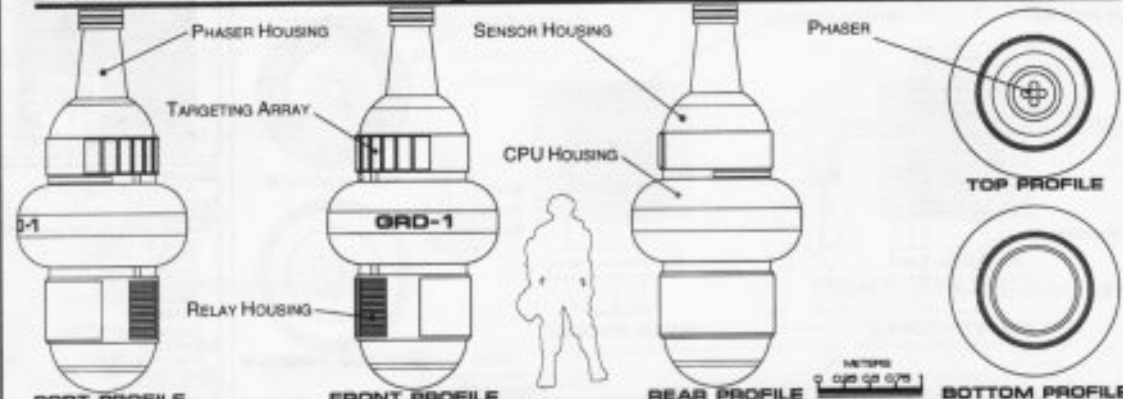
General Description: The Communication Buoy is usually placed in orbit over a planet or several are seeded in a solar-system. This buoy provides over 200,000 channels of long-range sub-space communications for peripheral worlds and deep-space facilities. A Galactic time-base is included in the standard configuration.

Guardian Buoy

GRD-1/ LMN



Classification:
Guardian Buoy
Model: GRD-1
Dimensions:
Overall Dimensions (Meters)
Length: 1.50m
Width: 1.50m
Height: 3.53m
Displacement:
Standard: 9.43 kg
Performance:
Range: 8.21×10^{13} km
Telemetry:
Channels: 10,215
Buoy Features:
Standard Package
Data Sensor Package
Communication Software
Electromagnetic Sensors
Electronic Counter Measure
Ferroplo Second Data Collection
Field Detectors
Imaging Systems
Interstellar Communication
Long Range Particle Detectors
Multi-Frequency Beacon
Multi-Band Array Sensor
Ship Analysis Software
Smart Field High Control Phaser



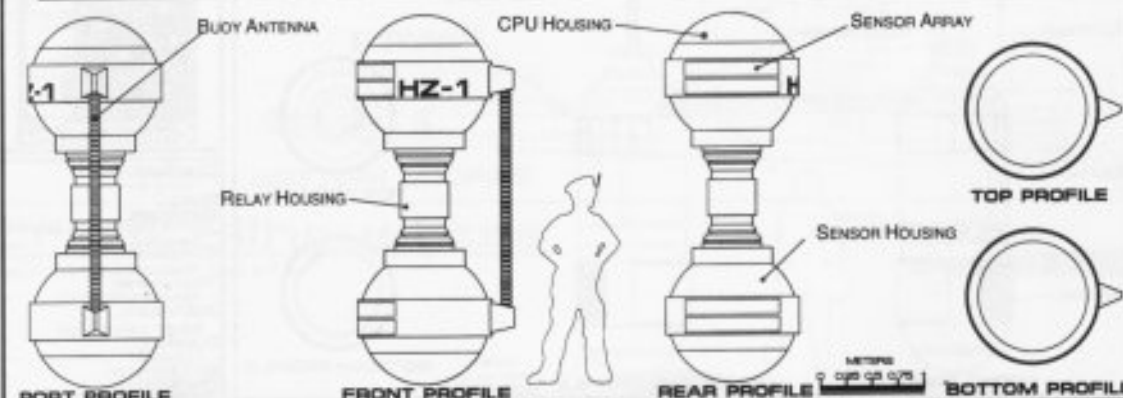
General Description: Guardian Buoys provide a space-borne submarine net. Generally used to keep small craft from infiltrating sensitive areas it has a standard ships phaser capable of firing every half second at full power for 5 minutes. The buoy also features ship recognition, E.C.M. and sub-space field detection capabilities. This buoy, although quite sophisticated, cannot stop a starship however, many Guardian Buoys could provide a delay until help can arrive. When compromised the buoy will explode with a 1000 cubic meter incineration radius.

Hazard Buoy

HZ-1/ VBC



Classification:
Hazard Buoy
Model: HZ-1
Dimensions:
Overall Dimensions (Meters)
Length: 1.25m
Width: 1.46m
Height: 3.41m
Displacement:
Standard: 566.32 kg
Performance:
Range: 1.43×10^{14} km
Telemetry:
Channels: 25,312
Buoy Features:
Standard Package
Communication Software
Electromagnetic Sensors
Interstellar Communication
Multi-Frequency Beacon
Subspace Communication



General Description: The Hazard Buoy uses a broad-band low intensity antenna to broadcast to all known species warnings about planetary plagues, radio-active intense areas, black holes and miscellaneous anomalies. The buoy can also record messages for a detailed description of its warning and store information on similar subjects for medical or scientific analysis. A Galactic time-base is included in the standard configuration.

FEDERATION BUOY

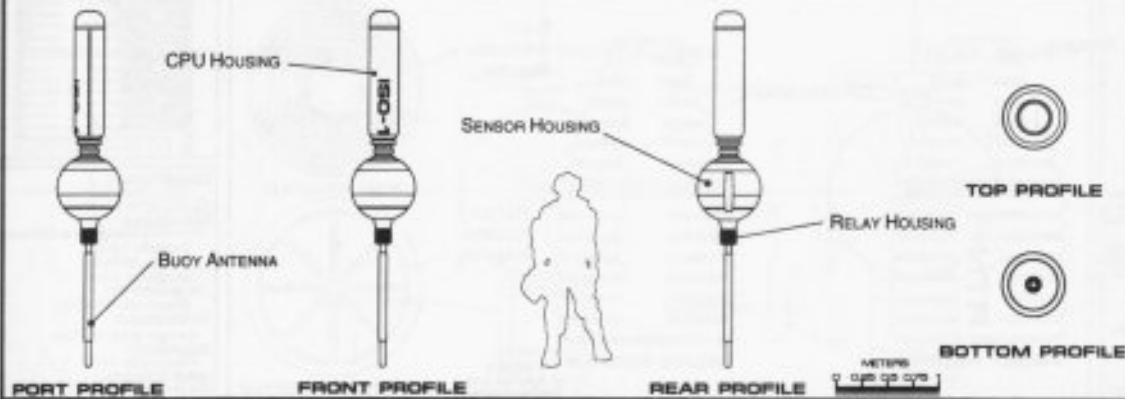


BUOYS

GENERAL INFORMATION

Isolation Buoy

ISO-1/ X15

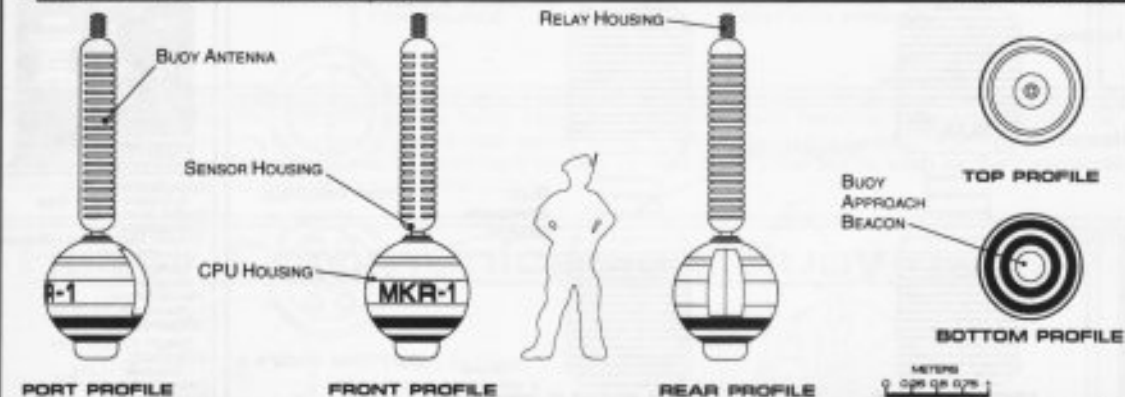


Classification:
Isolation Buoy
Model: ISO-1
Dimensions:
Overall Dimensions (Meters)
Length: 0.60m
Width: 0.60m
Height: 3.31m
Displacement
Standard: 123.93 kg
Performance:
Range: 1.20×10^{14} km
Telemetry:
Channels: 9,724
Buoy Features:
Standard Package
Communication Software
Interstellar Communication
Multi-Frequency Beacon
Subspace Communication

General Description: The Isolation Buoy is specifically used for planetary isolation and solar-system wide quarantines. Often used to warn would be visitors, these buoys help enforce the prime directive. This buoy can also remember violations for future prosecution by recording an offending ship's sub-space field configuration.

Marker Buoy

MKR-1/ GWE

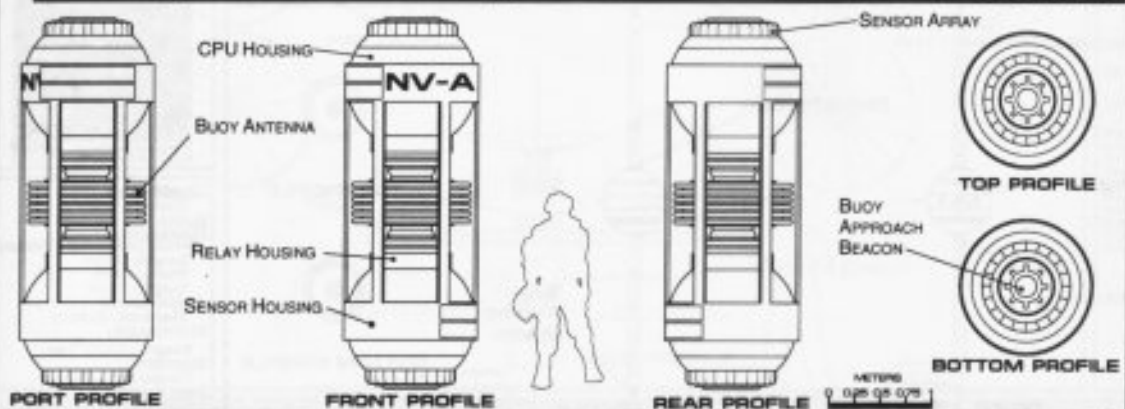


Classification:
Marker Buoy
Model: MKR-1
Dimensions:
Overall Dimensions (Meters)
Length: 0.97m
Width: 0.97m
Height: 3.23m
Displacement
Standard: 276.96 kg
Performance:
Range: 9.91×10^{13} km
Telemetry:
Channels: 13,215
Buoy Features:
Standard Package
Communication Software
Interstellar Communication
Multi-Frequency Beacon
Subspace Communication

General Description: The Marker buoy is a simple device allowing a particular position to be marked to high degree accuracy. Starships carry a few of these buoys since they can be particularly useful as a positional reference when guidance systems have failed or been damaged. Sometimes Marker Buoys are used by starships as a life-rope to study space anomalies such as temporal rifts and black holes.

Navigation Buoy

NV-A/ BBC



Classification:
Navigation Buoy
Model: NV-A
Dimensions:
Overall Dimensions (Meters)
Length: 1.25m
Width: 1.25m
Height: 3.41m
Displacement
Standard: 554.13 kg
Performance:
Range: 1.47×10^{14} km
Telemetry:
Channels: 19,524
Buoy Features:
Standard Package
Communication Software
Interstellar Communication
Multi-Frequency Beacon
Ship Analysis Software
Subspace Communication

General Description: Whenever a ship travels at warp speed for extended periods, spatial displacement and sub-space distortion can cause minor guidance system discrepancies. It is routine for a starship to recalibrate its guidance systems when encountering these buoys. A Galactic time-base is included in the standard configuration.

FEDERATION BUOY

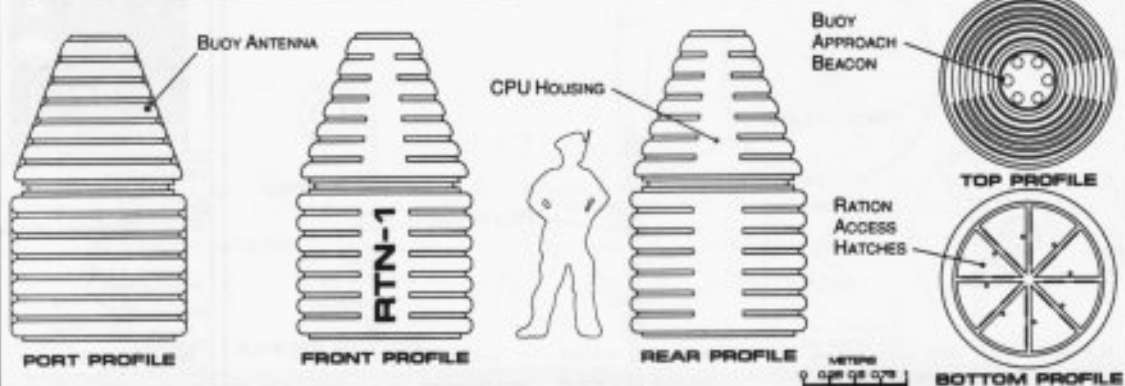
BUOYS

GENERAL INFORMATION



Ration Buoy

RTN-1/ NNM

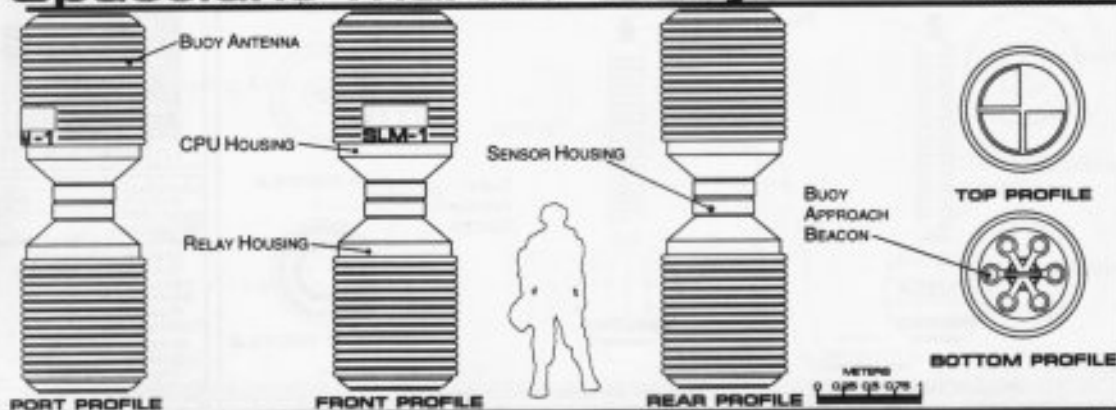


Classification:
Ration Buoy
Model: RTN-1
Dimensions:
Overall Dimensions (Meters)
Length: 1.64m
Width: 1.64m
Height: 2.64m
Displacement
Standard: 794.40 kg
Performance:
Range: 9.63×10^{13} km
Telemetry:
Channel: 0245
Buoy Features:
Standard Package
Communication Software
Multi-Frequency Beacon
Subspace Communication
Eternate Ration

General Description: Ration buoys are generally placed along space lanes where traffic is sparse. Should a vessel become damaged or destroyed with little or no warning, survivors in life-boats, escape-pods and shuttle craft can find food, water and rescue beacons in these buoys.

Spacelane Marker Buoy

SLM-1/ RTY

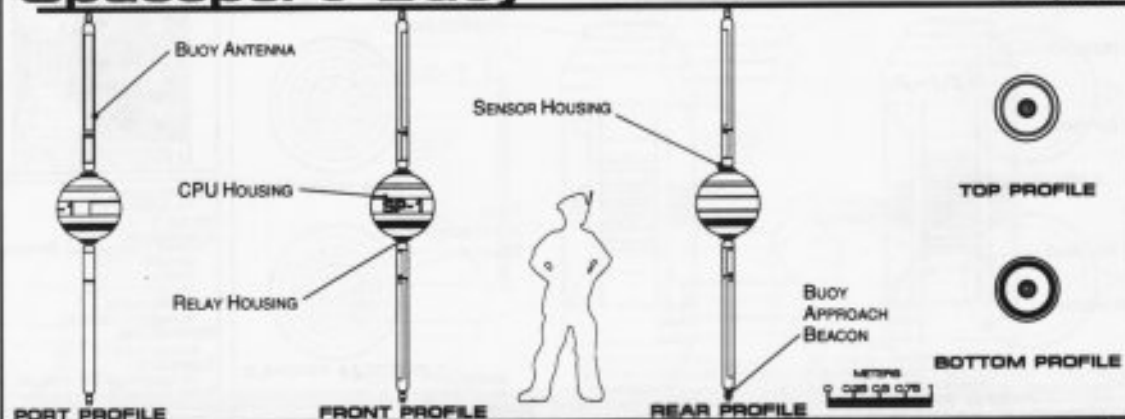


Classification:
Spacelane Marker Buoy
Model: SLM-1
Dimensions:
Overall Dimensions (Meters)
Length: 1.16m
Width: 1.16m
Height: 3.53m
Displacement
Standard: 506.62 kg
Performance:
Range: 1.16×10^{14} km
Telemetry:
Channel: 14,215
Buoy Features:
Standard Package
Communication Software
Interstellar Chemistry
Interstellar Communication
Multi-Frequency Beacon
Ship Analysis Software
Subspace Communication

General Description: To guide commercial traffic through the many dangers of navigating space, Spacelane Marker Buoys are placed every 5 light-years in standard usage and every million kilometers for particularly difficult to navigate areas. A Galactic time-base is included in the standard configuration.

Spaceport Buoy

SP-1/ AAA



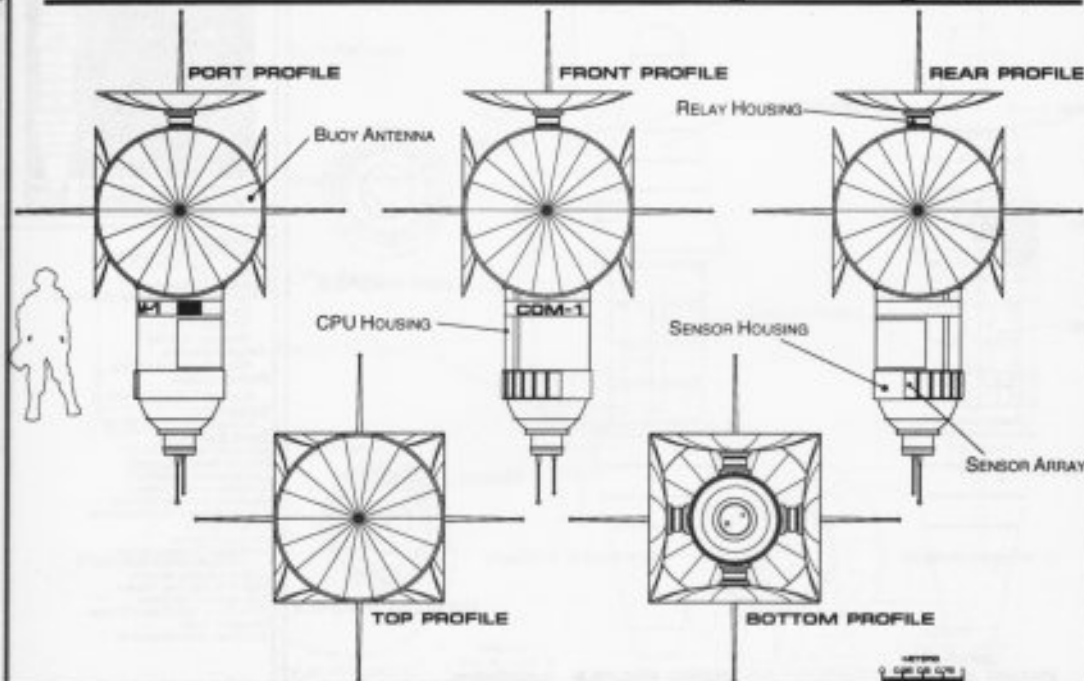
Classification:
Spaceport Buoy
Model: SP-1
Dimensions:
Overall Dimensions (Meters)
Length: 0.60m
Width: 0.60m
Height: 3.61m
Displacement
Standard: 135.16 kg
Performance:
Range: 1.03×10^{14} km
Telemetry:
Channel: 13,210
Buoy Features:
Standard Package
Beta Sensor Package
Communication Software
Interstellar Chemistry
Interstellar Communication
Multi-Frequency Beacon
Ship Analysis Software
Subspace Communication

General Description: These buoys are often used in strings around space-ports to provide "roads" for support craft, such as cargo shuttles, and precise guidance for starships to the space-docks. They also broadcast instructions for proper docking procedures and a list of services available at each dock.

FEDERATION BUOY



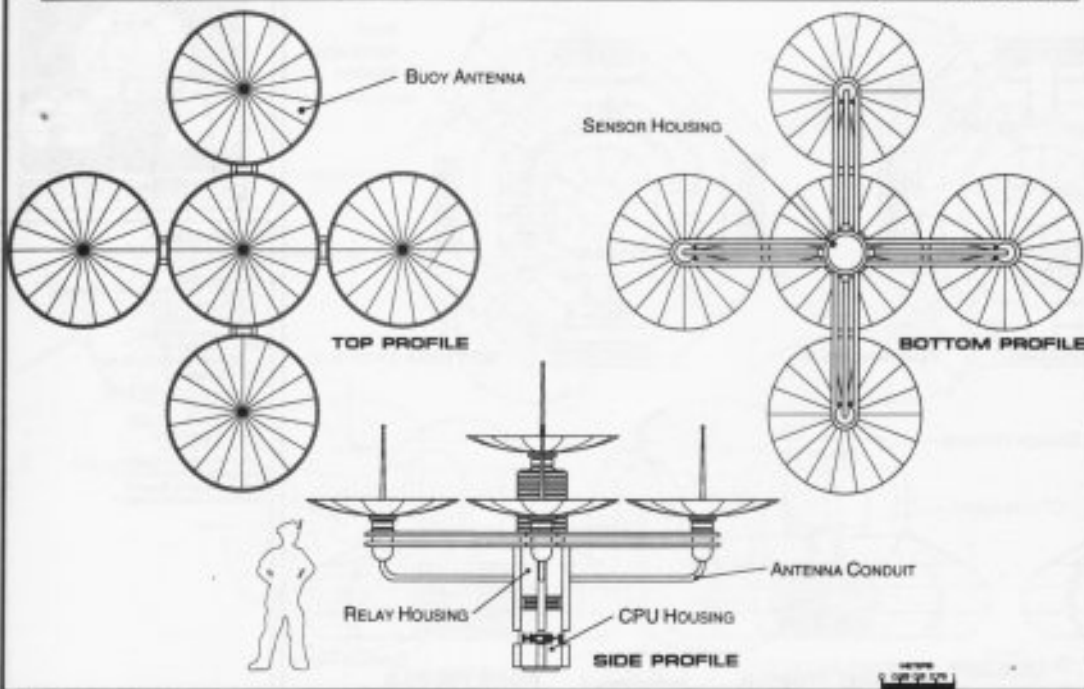
Communication Relay Buoy COM-1/ 45B



Classification:
Communication Relay Buoy
Model: COM-1
Dimensions:
Overall Dimensions (Meters)
Length: 4.08m
Width: 4.08m
Height: 6.06m
Displacement
Standard: 2531.46 kg
Performance:
Range: 2.06×10^{14} km
Telemetry:
Channels: 215,634
Buoy Features:
Standard Package
Beta Sensor Package
Communication Software
Fenglo Second Data Collection
High Gain Antenna
Interstellar Communication
Multi-Frequency Beacon
Phased Array Sensor
Subspace Communication

General Description: The Communication Relay buoy is most often used between Federation worlds for heavy communications traffic. These buoys are not always placed near space lanes, instead they are placed at line of sight intersections between several worlds or starbases. These units can be used back to back or near other relay buoys such as the Communication buoy or the Heavy Communication buoy to form relay networks.

Heavy Communication Buoy HCB-1/ ETG



Classification:
Heavy Communication Buoy
Model: HCB-1
Dimensions:
Overall Dimensions (Meters)
Length: 6.49m
Width: 6.49m
Height: 4.17m
Displacement
Standard: 2713.71 kg
Performance:
Range: 2.83×10^{14} km
Telemetry:
Channels: 504,213
Buoy Features:
Standard Package
Gamma Sensor Package
Communication Software
Fenglo Second Data Collection
High Gain Antenna
Interstellar Communication
Multi-Frequency Beacon
Phased Array Sensor
Subspace Communication

General Description: The Heavy Communication Buoy is usually placed in orbit over a planet or in a solar-system. This buoy provides over 500,000 channels of long-range sub-space communications for peripheral worlds and deep-space facilities. A Galactic time-base is included in the standard configuration.

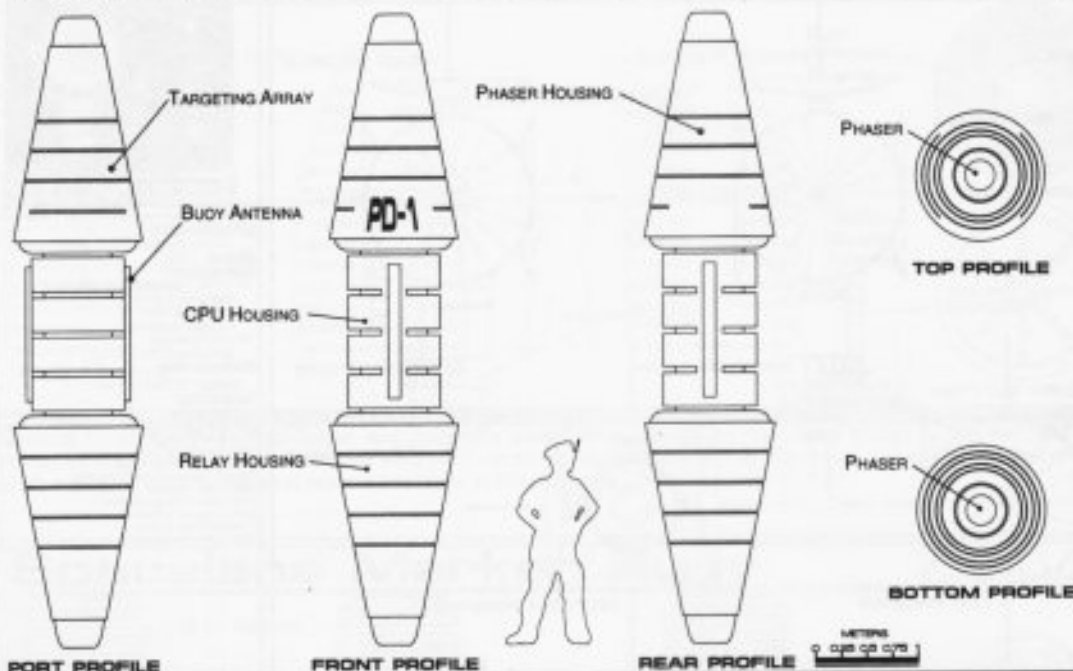
BUOYS

GENERAL INFORMATION



Perimeter Defense Buoy

PD-1/34DT

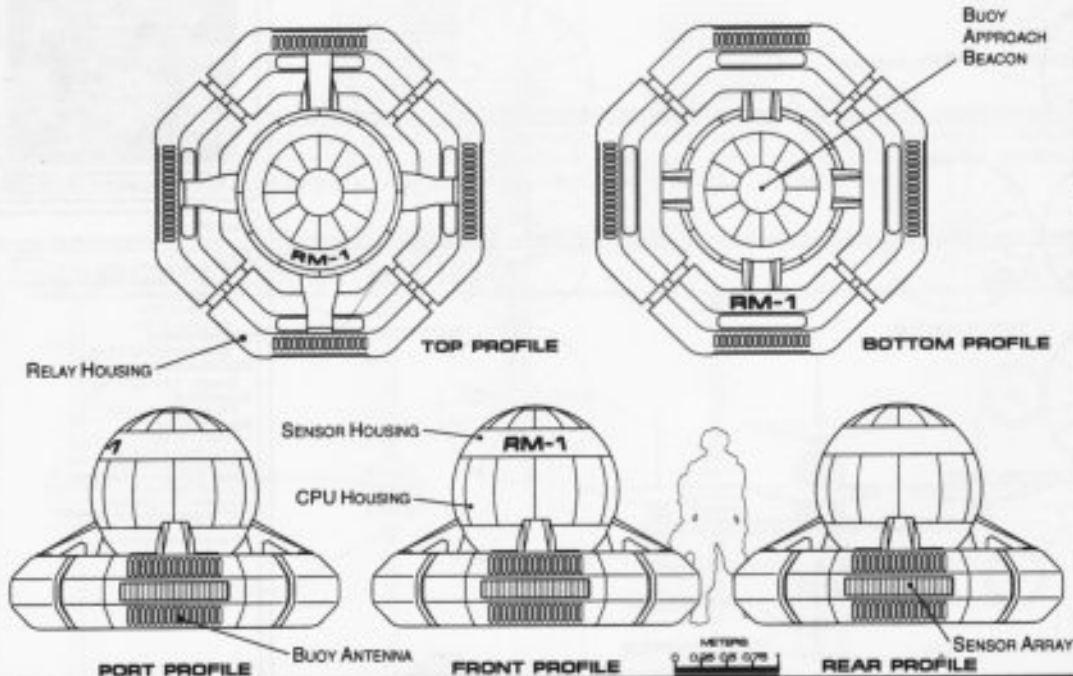


Classification:
Perimeter Defense Buoy
Model: PD-1
Dimensions:
Overall Dimensions (Meters)
Length: 1.21m
Width: 1.21m
Height: 5.91m
Displacement
Standard: 100.89 kg
Performance:
Range: 7.36×10^{14} km
Telemetry:
Channels: 10,241
Buoy Features:
Standard Package
Gamma Sensor Package
Communication Software
Electromagnetic Sensors
Electronic Counter Measures
Femto Second Data Collection
Field Detection
Imaging Systems
Interstellar Communication
Long Range Particle Detectors
Multi-Frequency Beacon
Multi-Phased Array Sensor
Ship Analysis Software
Short Term High Output Phaser
Simulator Array
Subspace Communication

General Description: Perimeter Defense Buoys provide a space-borne submarine net. Generally used to keep small starships from penetrating sensitive areas it has 2 standard ships phasers capable of firing every .3 seconds at full power for 7 minutes. In addition to E.C.M. and sub-space field detection capabilities this buoy can be remote controlled from a planet's surface or even a distant space station. This buoy can damage or destroy small starships and several Perimeter Defense Buoys could provide a substantial defense until help can arrive. When compromised the buoy will explode with a 1000 cubic meter incineration radius.

Regional Marker Buoy

RM-1/PSB



Classification:
Regional Marker Buoy
Model: RM-1
Dimensions:
Overall Dimensions (Meters)
Length: 3.07m
Width: 3.07m
Height: 52.02m
Displacement
Standard: 1732.49 kg
Performance:
Range: 2.64×10^{14} km
Telemetry:
Channels: 11,352
Buoy Features:
Standard Package
Communication Software
Interstellar Communication
Multi-Frequency Beacon
Subspace Communication

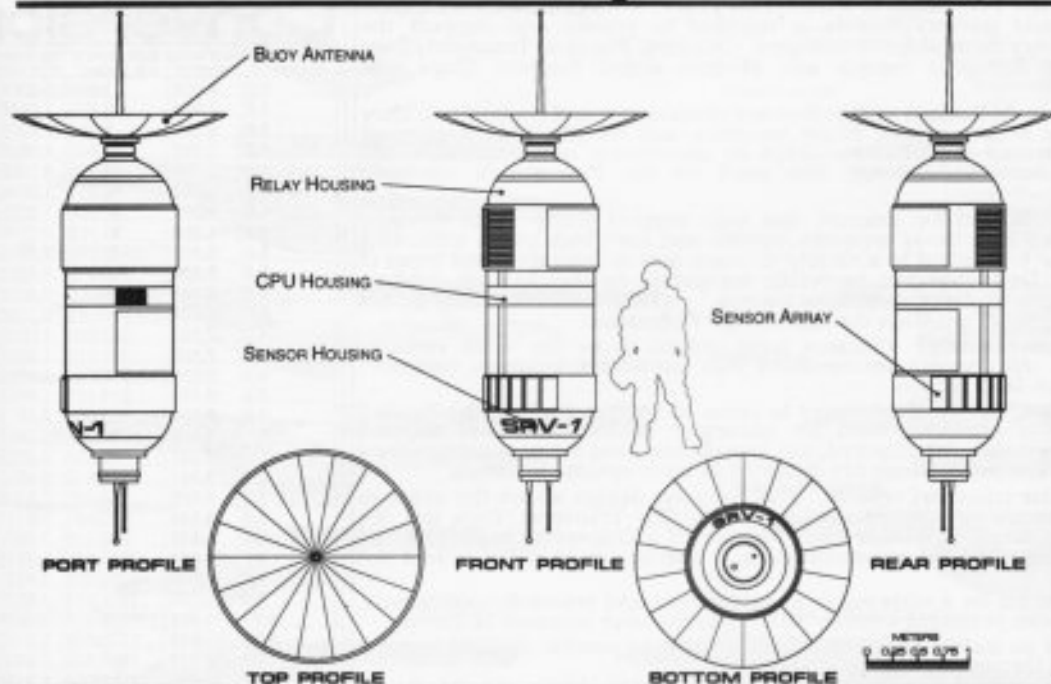
General Description: Regional Markers help define explored areas of space by providing navigational information and references for each sector. Any Federation vessel can access the storage banks in these buoys and send or receive navigational updates, information on planetary cultures and a record of previous contacts. A Galactic time-base is included in the standard configuration.

FEDERATION BUOY



Surveillance Buoy

SRV-1/ QPTR



Classification:
Surveillance Buoy

Model: SRV-1

Dimensions:
Overall Dimensions (Meters)
Length: 2.01m
Width: 2.01m
Height: 4.00m

Displacement
Standard: 1042.02 kg

Performance:
Range: 7.74×10^{13} km

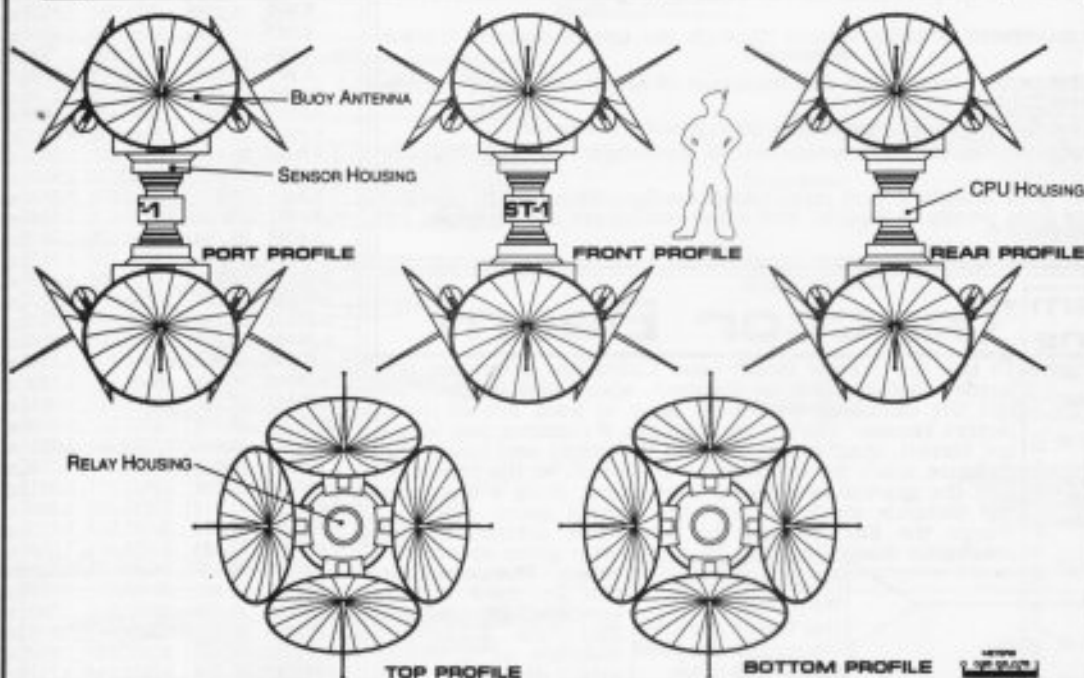
Telemetry:
Channels: 12,543

Buoy Features:
Standard Package
Gamma Sensor Package
Communication Software
Electromagnetic Sensors
Electronic Counter Measures
Femto Second Data Collection
Field Detectors
High Gain Antenna
Imaging Systems
Interstellar (Intensity)
Interstellar Communication
Long Range Particle Detectors
Multi-Frequency Beacon
Multi-Phase Array Sensor
Ship Analysis Software
Solar Sensors
Solar Field Sensors
Subspace Chemistry
Subspace Communication
Terrestrial Sensors

General Description: The Surveillance buoy is used to covertly monitor pre-contact civilizations, terrorist activities and potential military targets. Although this buoy can remain cloaked, it's communications are hampered therefore, it is only cloaked against sensor sweeps. To help avoid detection, communications are handled through tight-beam burst transmissions. When compromised the buoy will explode with a 1000 cubic meter incineration radius.

System Traffic Buoy

ST-1/ TDYS



Classification:
System Traffic Buoy

Model: ST-1

Dimensions:
Overall Dimensions (Meters)
Length: 3.90m
Width: 3.90m
Height: 5.01m

Displacement
Standard: 1981.25 kg

Performance:
Range: 4.81×10^{13} km

Telemetry:
Channels: 39,587

Buoy Features:
Standard Package
Gamma Sensor Package
Communication Software
Femto Second Data Collection
Field Detectors
High Gain Antenna
Imaging Systems
Interstellar Communication
Multi-Frequency Beacon
Multi-Phase Array Sensor
Ship Analysis Software
Subspace Communication

General Description: Designed specifically for densely populated areas, the System Traffic buoy can send and receive over 39,000 multiplexed channels continuously. They are often placed in multiple M-Class solar systems where communications between planets is demanding.

STARSHIPS



GENERAL INFORMATION

General Information

Starfleet is responsible for the protection and exploration of the vast reaches of known and unknown space. Although the Federation is founded on peace, it has learned that a wide variety of both peacetime and military vessels is required to protect and support the Federation. This chapter covers these ships: Destroyers, Cruisers, Frigates, Transport/Tugs, Warships, Carriers, Scouts, Research vessels and Medical ships, Support Ships and Containers.

Scouts have a two-fold role in Federation policy: forward observation and exploration. They are equipped with extensive sensor arrays, heavy weapons and shields. This equipment allows scouts to move in advance of Federation ships on observation and reconnaissance missions. The scouts' extensive sensors are also used for the Federation's extensive exploration of space.

Destroyers are primarily designed for defense, but also support many other types of operations. They are equipped with heavy weapons, shields and have high power utilization curves. The destroyer is able to respond to a variety of crises and counteract many types of enemy vessels. By nature, Destroyers are especially competent in ship to ship combat. Several versions are required to meet specific missions. When military action is not required, they are used for support missions throughout the Federation.

Cruisers are general purpose vessels. Cruisers have proven to be the most versatile starships in the Federation. All cruisers are equipped with formidable weapons, extensive sensors and complex research laboratories.

Frigates are used to transport troops and fighters to areas in conflict such as the Neutral Zone border. The frigate is primarily used for planetary assault and fleet support operations. When military action is not required, the vessels are used for support missions throughout the Federation. Various versions are designed to meet specific missions.

Transport/Tugs are modular transport vessels. This modular design allows the ships to carry a multitude of containers in various configurations. The Transport/Tugs are the backbone of federation expansion and are extremely reliable. If a Transport/Tug of any size is more than one hour over-due without communication, a heavily armed vessel is sent out to discern its where-a-bouts.

Research Vessels are designed for a wide range of exploration and research applications. These vessels are equipped with precision sensors and comprehensive research facilities.

Medical Ships are designed as mobile hospitals allowing them to provide medical support and emergency medical care throughout the Federation.

Warships are designed for defense of the Federation. They are equipped with heavy weapons, shields and more powerful drive systems. Together these allow warships to respond to threats and counteract enemy operations. One of the primary roles the warship plays in fleet strategy is to effectively engage enemy vessels in ship to ship combat. When military action is not necessitated, the ships are used for support missions throughout the Federation.

Carriers are designed for the support, transportation, launching and recovery of shuttlecraft, fighters and other small craft. Both military and non-military missions are within the scope of carrier operations.

Freighters are designed for the transportation of materials and goods throughout the Federation.

Tugs are designed for the movement of large objects through the use of massive tractor beams.

Tenders are designed for the caring, repair and maintenance of ships and space objects when a repair facility is not available or required.

Fuel Carriers are designed for the transportation of fuel throughout the federation.

Passenger Ships are designed for the transportation of passengers throughout the federation.

Containers are available in both standard and customized configurations to fit specific needs. They carry everything from people to liquids, and some containers are equipped for military use as well.

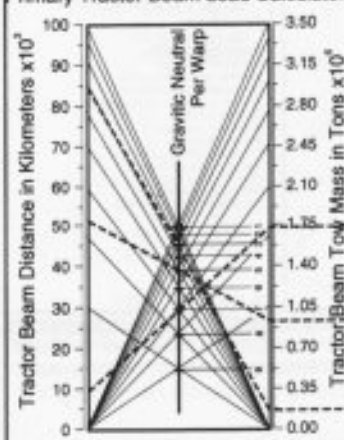
Warp Conversion

NEW WARP NUMBER	OLD WARP NUMBER	MULTIPLE OF LIGHT	KILOMETERS PER SECOND
1.0	1.000	1.000	3.000E+08
1.5	1.500	3.375	1.013E+09
2.0	2.000	8.000	2.400E+09
2.5	2.500	15.625	4.688E+09
3.0	3.000	27.000	8.100E+09
3.5	3.500	42.875	1.286E+10
4.0	4.000	64.000	1.920E+10
4.5	4.500	91.125	2.734E+10
5.0	5.000	125.000	3.750E+10
5.5	5.500	166.375	4.991E+10
6.0	6.000	216.000	6.480E+10
6.5	6.500	274.625	8.238E+10
7.0	7.000	343.000	1.029E+11
7.5	7.500	421.875	1.266E+11
8.0	8.000	512.000	1.536E+11
8.5	8.500	614.125	1.842E+11
9.0	9.000	729.000	2.187E+11
9.1	9.146	785.055	2.295E+11
9.2	9.247	790.555	2.372E+11
9.3	9.347	816.615	2.450E+11
9.4	9.446	843.242	2.530E+11
9.5	9.546	870.441	2.611E+11
9.6	9.649	898.219	2.695E+11
9.7	10.034	1010.245	3.031E+11
9.8	10.638	1203.979	3.612E+11
9.9	11.739	1617.612	4.853E+11
9.91	11.908	1688.707	5.068E+11
9.92	12.098	1770.638	5.312E+11
9.93	12.313	1866.633	5.600E+11
9.94	12.560	1961.553	5.945E+11
9.95	12.833	2123.180	6.370E+11
9.96	13.210	2305.081	6.915E+11
9.97	13.689	2554.007	7.662E+11
9.98	14.316	2834.319	8.803E+11
9.99	15.432	3675.405	1.103E+12
9.991	15.604	3799.421	1.140E+12
9.992	15.797	3941.975	1.183E+12
9.993	16.017	4108.788	1.233E+12
9.994	16.272	4308.539	1.293E+12
9.995	16.577	4555.250	1.367E+12
9.996	16.954	4873.590	1.462E+12
9.997	17.449	5312.688	1.594E+12
9.998	18.163	5992.066	1.798E+12
9.999	19.437	7343.184	2.203E+12
9.9991	19.637	7572.248	2.272E+12
9.9992	19.863	7836.429	2.351E+12
9.9993	20.121	8146.662	2.444E+12
9.9994	20.424	8519.567	2.556E+12
9.9995	20.787	8982.026	2.695E+12
9.9996	21.239	9581.403	2.874E+12
9.9997	21.836	10412.178	3.124E+12
9.9998	22.705	11704.576	3.511E+12
9.9999	24.267	14291.193	4.287E+12
9.99991	24.514	14731.166	4.419E+12
9.99992	24.792	15238.967	4.572E+12
9.99993	25.112	15835.749	4.751E+12
9.99994	25.486	16553.658	4.966E+12
9.99995	25.935	17444.704	5.233E+12
9.99996	26.496	18600.541	5.580E+12
9.99997	27.236	20204.037	6.061E+12
9.99998	28.315	22700.887	6.810E+12
9.99999	30.258	27703.301	8.311E+12
9.999991	30.565	28554.627	8.566E+12
9.999992	30.912	29537.311	8.861E+12
9.999993	31.310	30692.322	9.208E+12
9.999994	31.775	32081.924	9.625E+12
9.999995	32.335	33806.851	1.014E+13
9.999996	33.033	36044.671	1.081E+13
9.999997	33.955	39149.589	1.174E+13
9.999998	35.299	43984.886	1.320E+13
9.999999	37.721	53674.040	1.610E+13
9.9999991	38.104	55323.067	1.660E+13
9.9999992	38.536	57226.564	1.717E+13
9.9999993	39.032	59463.899	1.784E+13
9.9999994	39.612	62155.694	1.865E+13
9.9999995	40.309	65497.121	1.965E+13
9.9999996	41.180	69832.116	2.095E+13
9.9999997	42.330	75846.938	2.275E+13
9.9999998	44.005	85214.189	2.556E+13
9.9999999	47.024	103984.404	3.120E+13

FEDERATION VESSELS

Tractor Beam Specifications

Primary Tractor Beam Load Calculator



Tractor Beam

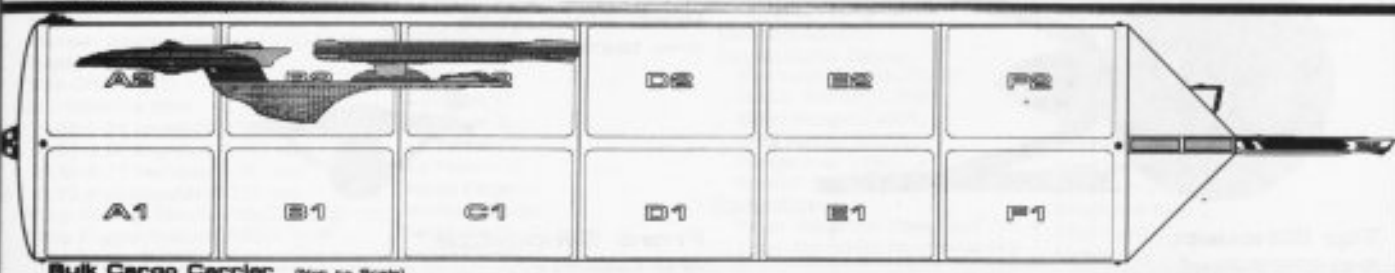
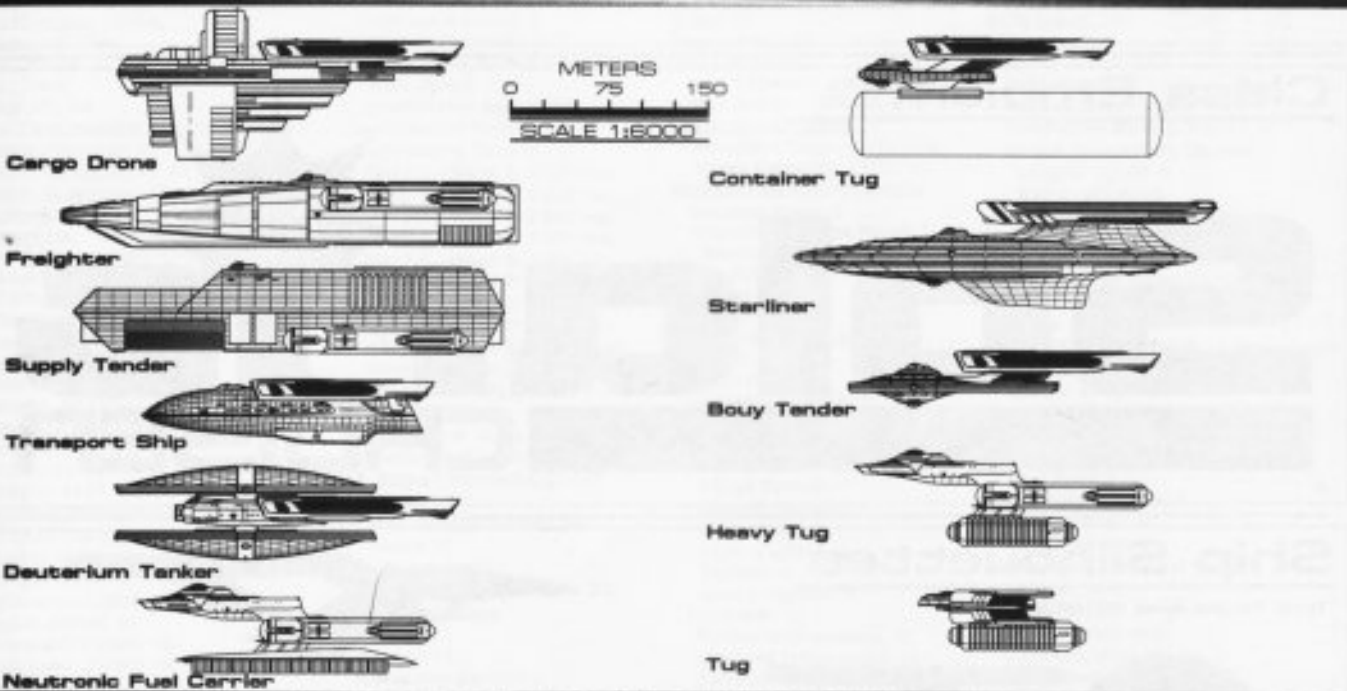
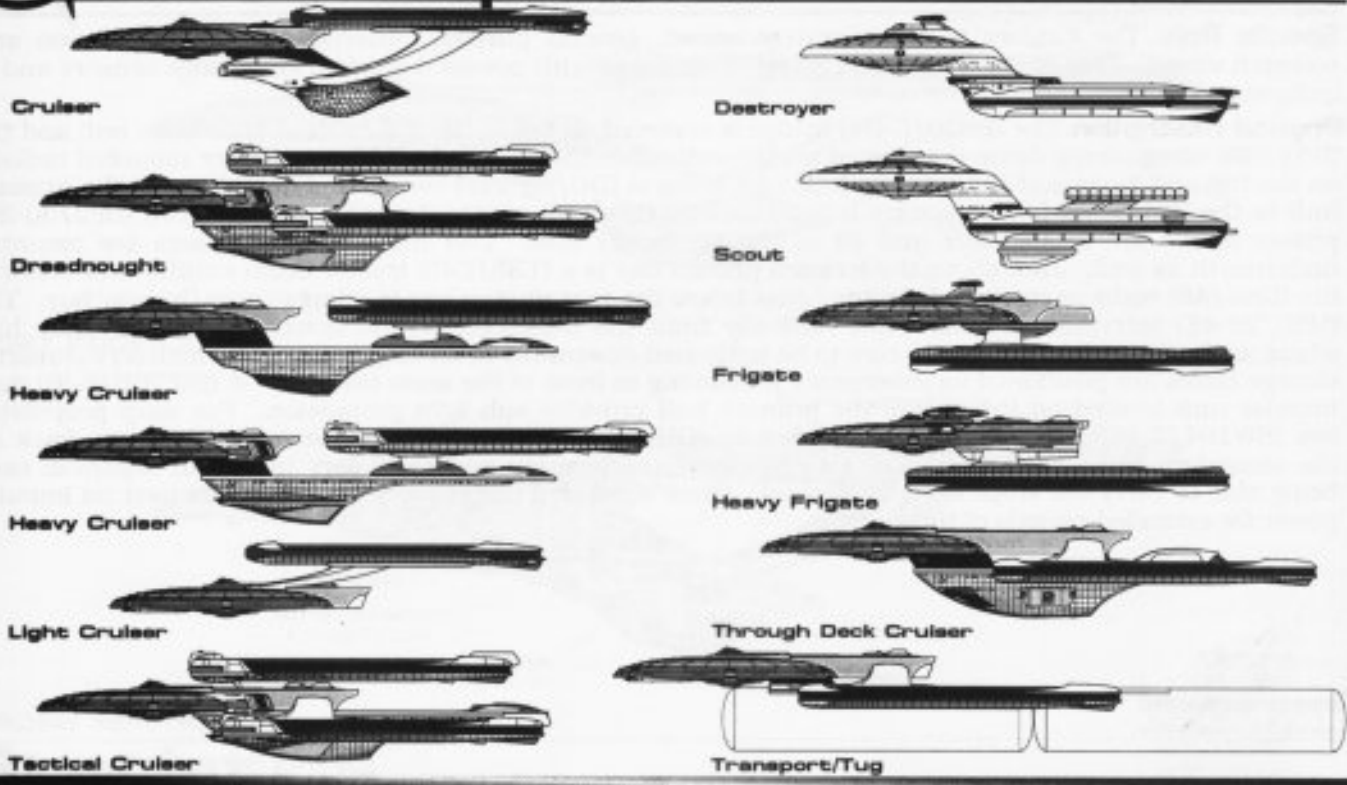
To use the Tractor Beam Load Calculator determine the needed factors such as distance, speed and weight. To use the calculator you must have at least two of these factors known. Here is an example, if distance and speed are known, start at the right of the graph and locate the distance mark for the range. Then look to the center to find the gravitic neutral for that speed, draw a line from the distance mark through the correct speed marking. Where the line crosses the mass line determines the maximum mass that can be towed at a given speed and range. The calculator can be used in the opposite direction to find the maximum distance or if range and distance are known a line can be drawn to determine the maximum speed that can be obtained. Each starship is unique in its distance to mass towing ratio.



STARSHIPS

Size Comparison

GENERAL INFORMATION



Bulk Cargo Carrier (Not to Scale)

FEDERATION VESSELS

CRUISER



General Information

Specific Role: The Cruiser is a moderately armed, general purpose, defense capable exploration and research vessel. This graceful birdlike cruiser is equipped with powerful shields, long-range sensors and is quite maneuverable.

Physical Description: The (BS20/C-U8) bridge is centered on top of the (PH290/C-L5) primary hull and the (DN8/6N) navigational dome is centered underneath. five (BP2/60-2C) phaser banks are mounted radially on the top and bottom of the primary hull. An integral (DU/58-12F) connecting dorsal mates the primary hull to the (SH258/C-L4) secondary hull. two (PB2/50-20G) photon torpedo bays and two (BP2/30-2C) phaser banks are located fore and aft of the secondary hull. four (BP1/30-2C) phasers are mounted underneath as well. Just above the forward photon bay is a (TB5/E40) tractor beam emitter and below is the (DN6/A9) main navigation deflector. Just below the rear photon bay is a large cargo/hangar bay. The (M50/28-4E) intermix chamber runs vertically from the deflection crystal down to the secondary hull where an ejection plate allows the core to be jettisoned downward in an emergency. The matter/antimatter storage tanks are positioned for emergency jettisoning in front of the main deflector. A (IRF70E/8-IR) dual impulse unit located on the rear of the primary hull provides sub-light propulsion. For warp propulsion two (SW104/2-10RT) nacelles are supported by (DU/70-12F) support pylons mounted half-way back on the secondary hull. In the event of an emergency the primary and secondary hulls can separate; each being able to carry the ships full complement. Once separated the primary hull can maneuver on impulse power for extended periods of time.


Class Emblem



Solaris
CRUISER

Ship Silhouettes

Total Target Area 55136.61 m²



Top Silhouette
Area 37872.91 m²



Port Silhouette
Area 12471.24 m²

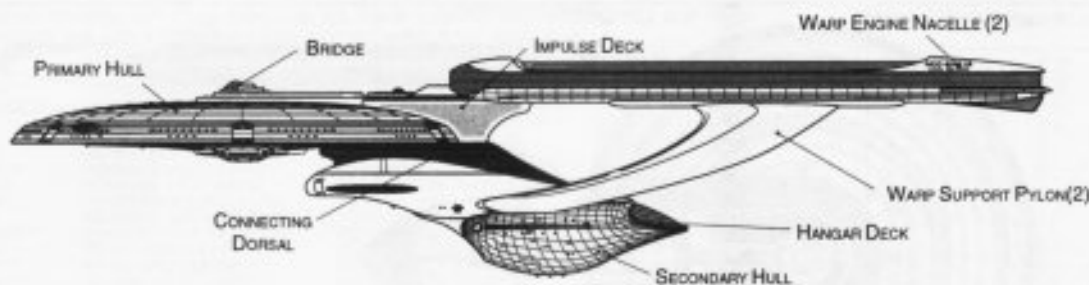


Front Silhouette
Area 5392.44 m²

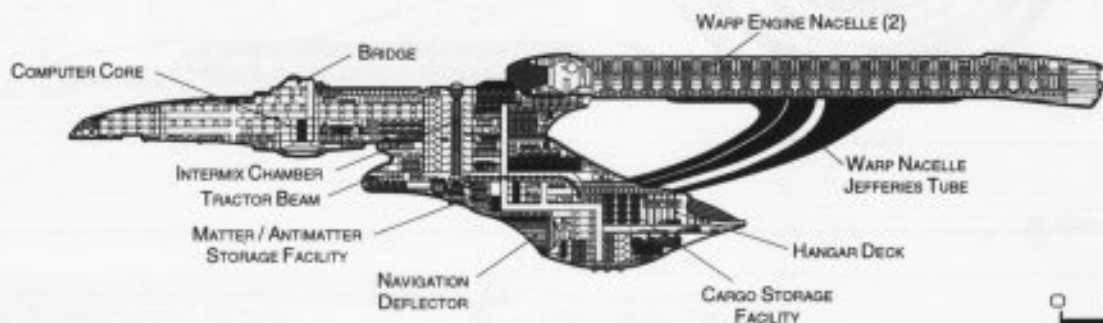


CRUISER

SOLARIS CLASS



PORT PROFILE



CROSS SECTION

Statistics

Classification: Cruiser

Category: Cruiser

Class: Solaris

Type: Class 1

Model: MK-Xia

Naval Construction Contract: 2401B

Number Proposed: 89

Number Constructed: 48

Number in Service: 45

Number Lost: 3

Dimensions:

Overall Dimensions (Meters)

Length: 397.32 m

Width: 177.21 m

Height: 83.23 m

Primary Hull Dimensions (Meters)

Length: 198.51 m

Width: 177.21 m

Height: 30.71 m

Secondary Hull Dimensions (Meters)

Length: 145.74 m

Width: 48.49 m

Height: 48.49 m

Warp Unit Dimensions (Meters)

Length: 229.88 m

Width: 15.82 m

Height: 20.43 m

Displacement (Metric Tons)

Light: 248356 mt

Standard: 266085 mt

Full Load: 297036 mt

Performance: mt

Impulse Units: Dual Unit (IRF70E/8-IR)

Impulse Engine Output: 1.64E+14 W

Impulse Power Index: 1.41

Max Cruising: C

Acceleration Rate:

0.00-0.25 Impulse: 0.122 sec.

0.25-0.50 Impulse: 0.192 sec.

0.50-0.75 Impulse: 0.257 sec.

0.75-Full Impulse: 0.321 sec.

Warp Units: 2 Nacelle Units (SW104/2-10RT)

Warp Engine Output: 9.85E+15 W

Warp Power Index: 1.41

Optimum Speed: 5

Max. Safe Cruising: 7

Emergency Speed: 8.45

Max. Speed: 9.15

Destructive Speed: 9.4

Acceleration Power: 3

Acceleration Times:

Warp 1 - Warp 2: 0.143 sec.

Warp 2 - Warp 3: 0.228 sec.

Warp 3 - Warp 4: 0.862 sec.

Warp 4 - Warp 5: 1.240 sec.

Warp 5 - Warp 6: 1.326 sec.

Warp 6 - Warp 7: 1.433 sec.

Warp 7 - Warp 8: 1.839 sec.

Warp 8 - Warp 9: 2.630 sec.

Warp 9 - Warp 9.5: 5.845 sec.

Warp 9.5 - Warp 9.75: 6.772 sec.

Warp 9.75 - Warp 9.9: 14.042

Duration (Years)

Standard: 6 Years

Maximum: 24 Years

Std. Ships Complement: 703

Officers: 113

Crew (Ensign Grade): 549

Troops: 41

Passengers: 46

Emergency condition: + 900

Medical Facilities:

Doctors: 6

Nurses: 14

Operating Rooms: 5

Beds: 32

Laboratories: 8

Transporters Total: 14

1 Person: 0

2 Person: 0

6 Person: 6

12 Person: 0

22 Person: 6

Small Cargo: 1

Medium Cargo: 1

Large Cargo: 0

Super Cargo: 0

Brigs: 16

Replicators: 20

Tractor Beams:

Tow Capacity: 6.50E+06 mt

Max Range: 1.94E+05 km

Cargo Specification:

Standard Cargo Units: 295

Cargo Capacity: 14750 mt

Shuttlecraft Specifications:

Docking Ports: 2

Shuttlecraft Bays Total: 1

Small Bay: 0

Medium Bay: 1

Large Bay: 0

Super Bay: 0

Shuttlecraft Standard: 34

Work Bees: 2

Travel Pods: 2

Aquatic Shuttle: 1

Light Shuttle: 1

Standard Shuttle: 8

Heavy Shuttle: 1

Cargo Shuttle: 1

Assault Shuttle: 4

Killer Bees: 3

Light Fighter: 4

Fighter: 4

Heavy Fighter: 3

Lifeboats: 65

Turbolift (8 person): 32

Lifeboat (10 person): 23

Lifeboat (20 person): 9

Lifeboat (30 person): 1

Cloaking Devices: 0

Sensor Index Values:

Planetary Survey: 0.7555

Stellar Survey: 0.7647

Short Range: 0.9584

Long Range: 0.9700

Navigation: 0.9880

Special: 0.7453

Computers: 2

Type: Daystrom Duotronic IV:u

Type: Daystrom Duotronic III:d

ECM Index: 0.99

Shield Rating:

Shield Index: 1.03

Holdoff Power: 1.16E+12 W

Refresh Rate: 3.29E+11 W

Breakdown Rate: 3.94E+11 W

Shield Dimensions (Meters)

Length: 595.98 m

Width: 265.82 m

Height: 124.85 m

Weapons:

Phaser Power Index: 0.875

Photon Power Index: 0.667

Vessel Power Index: 0.771

Weapon Placement:

Beam (Phasers) Total: 14 banks 2 each

Output: 7.50E+11 W / 3.7E11 W

Range: 4.10E+05 km

Rate of Fire: 40 ppm / Cont.

Forward Banks: 2

Rear Banks: 2

Port Banks: 4

Starboard Banks: 4

Upper Banks: 0

Lower Banks: 2

Beam (MegaPhasers) Total: 0

Output: N/A

Range: N/A

Rate of Fire: N/A

Forward/Rear Banks: 0

Port/Starboard Banks: 0

Upper/Lower Banks: 0

Torpedoes (Photon) Total: 4 Bays

Stock: 80

Range: 2.90E+05 km

Output: 10-55 Megatons

Rate of Fire: 15 ppm

Forward Bay: 2

Rear Bay: 2

Port Bay: 0

Starboard Bay: 0

Upper Bay: 0

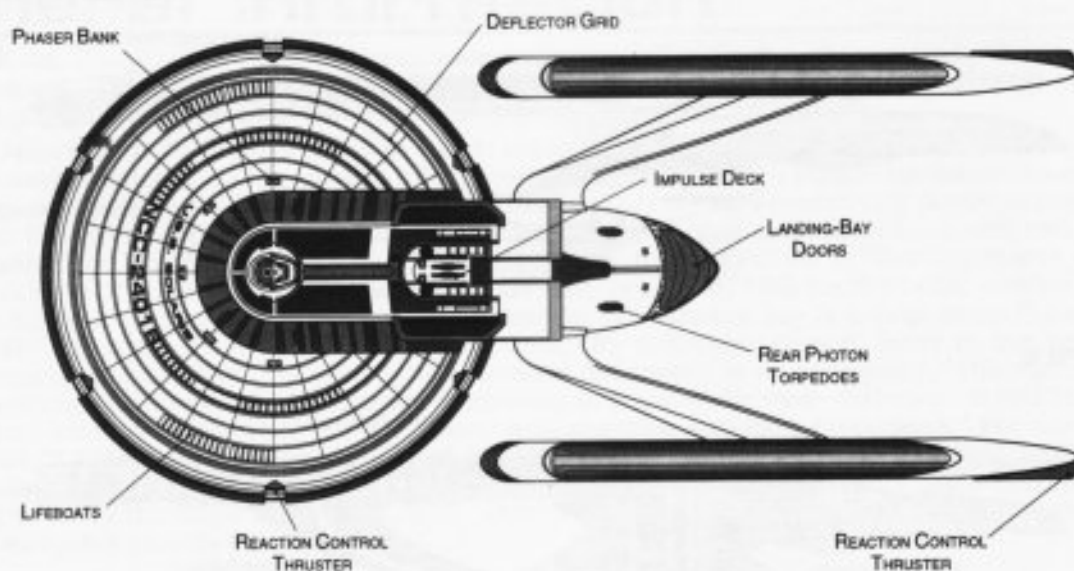
Lower Bay: 0

FEDERATION VESSEL

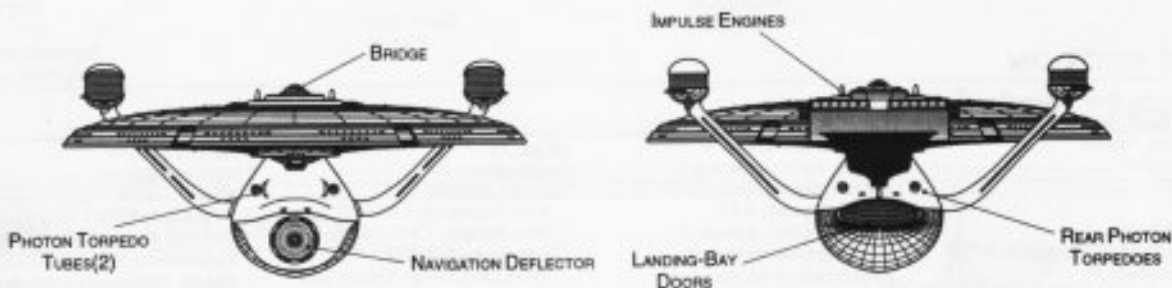
CRUISER



SOLARIS CLASS

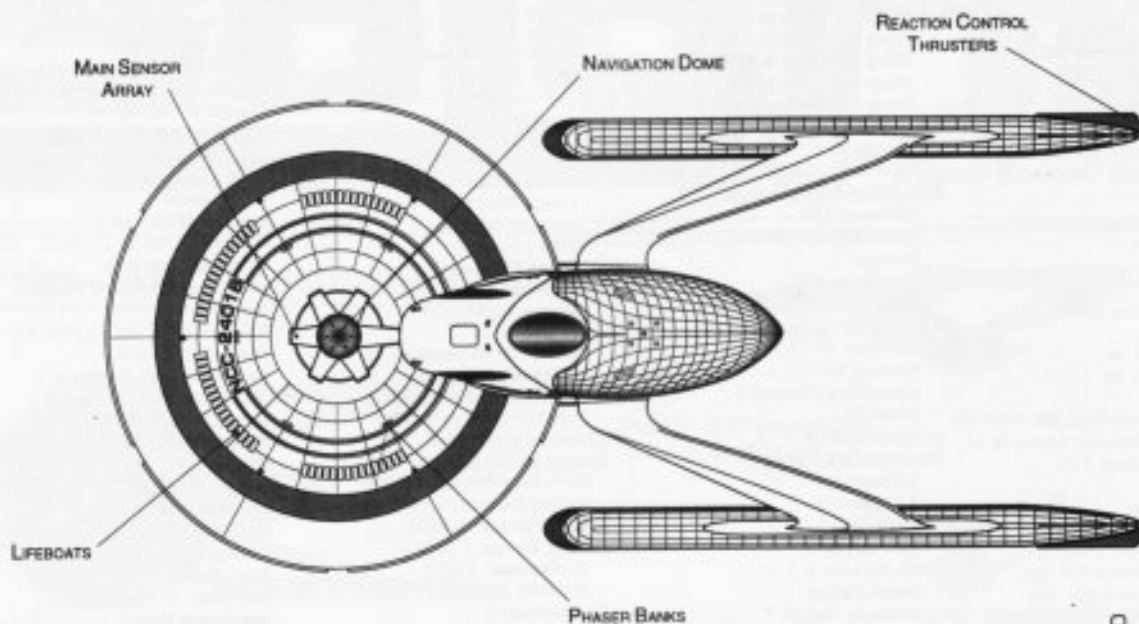


TOP PROFILE




FRONT PROFILE

REAR PROFILE



BOTTOM PROFILE



FEDERATION VESSEL



Ship Names

THE FOLLOWING SHIPS OF THE MK-XI_a CLASS WERE AUTHORIZED BY THE AMENDED ARTICLES OF FEDERATION OF STARDATE 2287.3

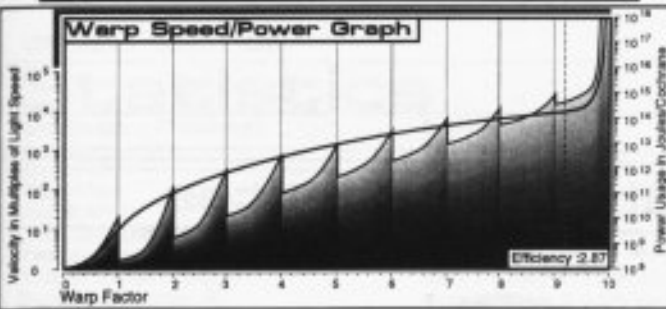

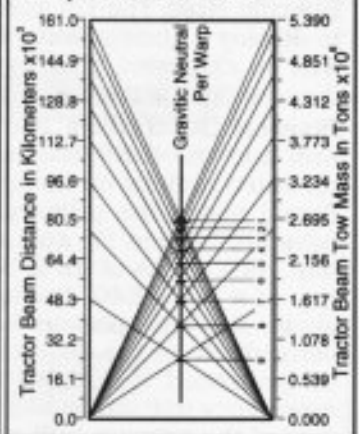
ABREU • NCC-2411B	GRIFFITH • NCC-2434B	McKAY • NCC-2424B	TOTHERS • NCC-2463B***
ALMADEN • NCC-2431B	GRIGGS • NCC-2429B	MORIARTY • NCC-2448B***	TRASK • NCC-2423B
BALLARD • NCC-2478B***	GRISSLANDING • NCC-2446B	MOSEY • NCC-2481B***	TRAY • NCC-2427B
BANNISTER • NCC-2458B***	HAMMERICK • NCC-2449B***	NANAUMCHEFF • NCC-2460B***	UPTAIN • NCC-2440B
BOHN • NCC-2417B	HANEY • NCC-2471B***	NAPOLEANIC • NCC-2455B***	URSELLA • NCC-2484B***
BOOTH • NCC-2420B	RAWKLING • NCC-2416B	NAUMANN • NCC-2403B	VENKATA • NCC-2439B
BROKISH • NCC-2422B	HEARTFELT • NCC-2468B***	NEWPORT • NCC-2418B	WILKIE • NCC-2419B
BROWNE • NCC-2451B***	HOOMANI • NCC-2464B***	ODESSIAN • NCC-2452B***	WINCHESTER • NCC-2473B***
BRUNSEN • NCC-2432B	HOWDEN • NCC-2405B	PADDINGTON • NCC-2485B***	WOODALL • NCC-2413B
BURNUM • NCC-2467B***	HUMPHRIES • NCC-2428B	PAISLEY • NCC-2479B***	WORDHAM • NCC-2454B***
BUTLER • NCC-2408B	IGLESSIA • NCC-2437B	PODESTI • NCC-2400B	YODARRIAN • NCC-2447B
COPELAND • NCC-2476B***	INMOND • NCC-2477B***	POSS • NCC-2465B***	YOUNGER • NCC-2461B***
COSSON • NCC-2442B	IRON • NCC-2441B	QUSHAIR • NCC-2480B***	ZEBER • NCC-2474B***
CRETEN • NCC-2462B***	ISTAD • NCC-2488B***	REAVIS • NCC-2438B	ZENDELER • NCC-2406B
DEATON • NCC-2450B***	JENTRY • NCC-2469B***	RHETT • NCC-2407B***	
DESHLER • NCC-2426B***	JOHANN • NCC-2435B	RHIBORDY • NCC-2483B***	
DIXON • NCC-2409B	JUERJENSEN • NCC-2415B***	ROTHROCK • NCC-2472B***	
DOLTON • NCC-2402B	KRICHER • NCC-2425B	SCOTT • NCC-2421B	
DVORACEK • NCC-2466B***	KYERZER • NCC-2444B	SHOWPAN • NCC-2436B	
ELIXIUS • NCC-2443B	LANCASTER • NCC-2486B***	SOLARIS • NCC-2401B*	
ELLIOTT • NCC-2410B	LEDYAR • NCC-2412B	SPORDEN • NCC-2470B***	
ESCHENBORG • NCC-2453B***	LEE • NCC-2433B	SWITZ • NCC-2487B***	
EUDY • NCC-2475B***	L'OU • NCC-2457B***	TANNER • NCC-2414B	
FRANKLIN • NCC-2445B	MANNAVA • NCC-2456B***	TEMPLETON • NCC-2482B***	
FUNGHI • NCC-2404B	MASTERSON • NCC-2459B***	TONGE • NCC-2430B	

*CLASS SHIP, **LOST IN THE LINE OF DUTY, ***PROPOSED. ALL NAMES PRECEDED WITH U.S.S.

CRUISER

Tractor Beam Specifications


Primary Tractor Beam Load Calculator



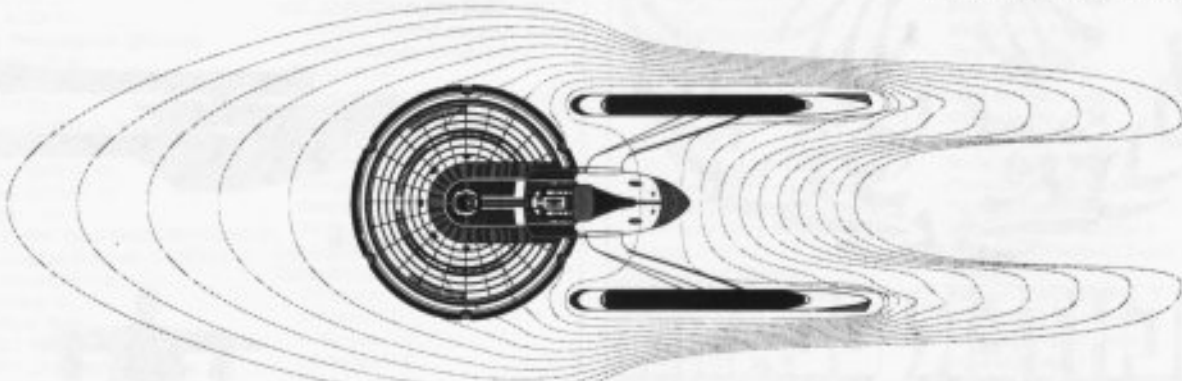
Field Length 883.71m
 Field Width 290.83m
 Field Height 120.64m



Front Warp Field Profile
 Cross Section Area 24404.1 m²



Port Warp Field Profile
 Cross Section Area 75447.92 m²



Top Warp Field Profile
 Cross Section Area 170725.96 m²

WARP FIELDS

SRM3 04:02:01:04

STARFLEET REFERENCE MANUAL

SOLARIS CLASS

FEDERATION VESSEL

DREADNOUGHT



NICHTER CLASS

General Information

Specific Role: The Dreadnought is an immense starship capable of massive destruction and is often used to display a show of force in troubled areas. It is equipped with extremely powerful shields and sensors as well as extensive ECM systems. This vessel can take quite a beating. During military operations, the dreadnought is used as a point assault ship and for main-line defense.

Physical Description: The (BS25/C-U8) bridge is centered on top of the (PH322/C-T5) extended primary hull and the (DN8/6N) navigational dome is centered underneath. five (BP2/60-2C) phaser banks are mounted radially on the top and bottom of the primary hull. A two piece integral (DU/210-44F) connecting dorsal mates the primary hull to the (SH355/C-L8) secondary hull. two (PB2/50-20G) photon torpedo bays are located for and aft and two (BP2/60-2C) phaser banks are located above and below the hangar bay. two banks of (BP2/30-2C) phasers are mounted underneath as well. Just above the forward photon bay is a (TB5/E40) tractor beam emitter and below is the (DN10/A18) main navigation deflector. Just above the rear photon bay is a large cargo/hangar bay. The (M100/42-4E) intermix chamber runs vertically from the deflection crystal down to the secondary hull where an ejection plate allows the core to be jettisoned downward in an emergency. The matter/antimatter storage tanks are positioned for emergency jettisoning at the rear of the secondary hull. A (IRF70E/10-IR) dual impulse unit located on the rear of the primary hull provides sub-light propulsion. For warp propulsion two (SW104/2-10RT) nacelles are supported by (DU/70-12D) support pylons mounted to the back of the secondary hull and a third warp nacelle on top is attached just forward of the main impulse drive by a (DU/50-12T) support pylon. In the event of an emergency the primary and secondary hulls can separate; each being able to carry the ships full complement. Once separated the primary hull can maneuver on impulse power for extended periods of time.


Class Emblem



NICHTER CLASS DREADNOUGHT

Ship Silhouettes

Total Target Area 70785.17 m²



Top Silhouette
Area 45845.70 m²



Port Silhouette
Area 18780.01 m²



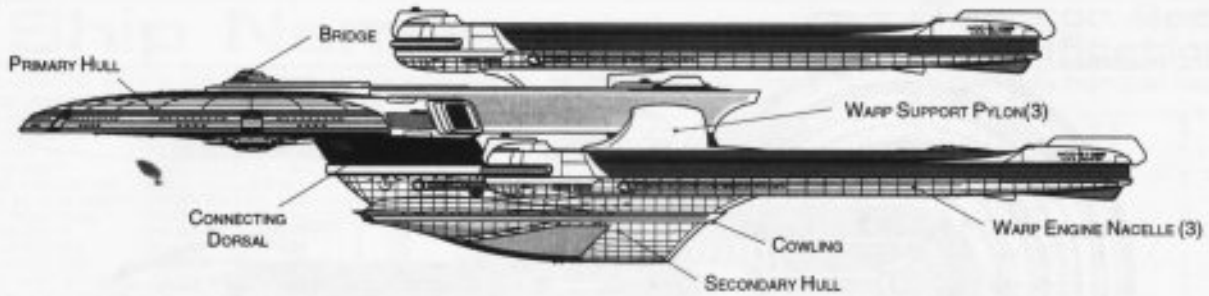
Front Silhouette
Area 6159.46 m²

FEDERATION VESSEL

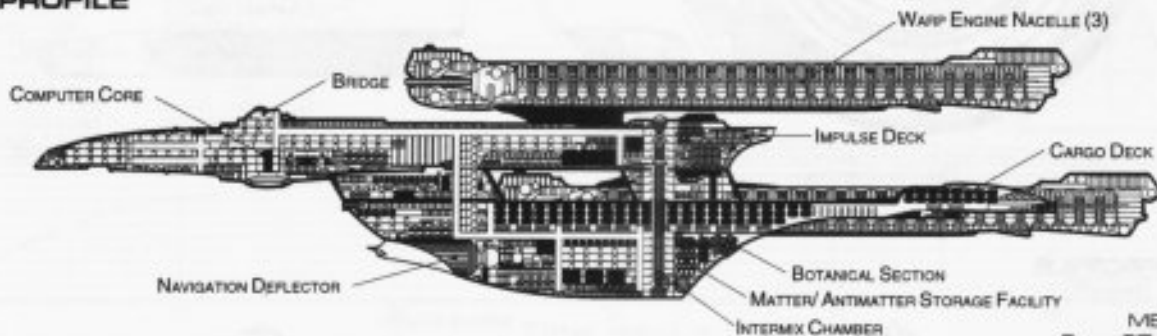


DREADNOUGHT

NIGHTER CLASS



PORT PROFILE



CROSS SECTION

Statistics

Classification: Dreadnought
Category: Cruiser
Class: Nighter
Type: Class 1
Model: MK-Xa
Naval Construction Contract: 2102B
Number Proposed: 50
Number Constructed: 38
Number in Service: 36
Number Lost: 2

Dimensions:
Overall Dimensions (Meters)
 Length: 429.84 m
 Width: 177.21 m
 Height: 97.27 m
Primary Hull Dimensions (Meters)
 Length: 287.51 m
 Width: 177.21 m
 Height: 30.71 m
Secondary Hull Dimensions (Meters)
 Length: 271.79 m
 Width: 66.60 m
 Height: 43.93 m
Warp Unit Dimensions (Meters)
 Length: 253.29 m
 Width: 19.89 m
 Height: 24.32 m
Displacement (Metric Tons)
 Light: 463245 mt
 Standard: 496314 mt
 Full Load: 554046 mt

Performance: mt
Impulse Units: Dual Unit (IRF70E/10-IR)
Impulse Engine Output: 1.68E+14 W
Impulse Power Index: 1.38
Max Cruising: C
Acceleration Rate:
 0.00-0.25 Impulse: 0.223 sec.
 0.25-0.50 Impulse: 0.350 sec.
 0.50-0.75 Impulse: 0.468 sec.
 0.75-Full Impulse: 0.585 sec.
Warp Units: 2 Nacelle Units (SW104/2-10RT)
Warp Engine Output: 1.80E+16 W
Warp Power Index: 1.38

Optimum Speed: 5
Max. Safe Cruising: 7
Emergency Speed: 8.65
Max. Speed: 9.45
Destructive Speed: 9.65
Acceleration Power: 3
Acceleration Times:
 Warp 1 - Warp 2: 0.146 sec.
 Warp 2 - Warp 3: 0.233 sec.
 Warp 3 - Warp 4: 0.882 sec.
 Warp 4 - Warp 5: 1.268 sec.
 Warp 5 - Warp 6: 1.355 sec.
 Warp 6 - Warp 7: 1.465 sec.
 Warp 7 - Warp 8: 1.880 sec.
 Warp 8 - Warp 9: 2.689 sec.
 Warp 9 - Warp 9.5: 5.975 sec.
 Warp 9.5 - Warp 9.75: 6.923 sec.
 Warp 9.75 - Warp 9.9: 14.355

Duration (Years)
 Standard: 6 Years
 Maximum: 24 Years
Std. Ships Complement: 1039
Officers: 166
Crew (Ensign Grade): 813
Troops: 60
Passengers: 148
Emergency condition: + 1432

Medical Facilities:
Doctors: 12
Nurses: 27
Operating Rooms: 9
Beds: 63
Laboratories: 36
Transporters Total: 34
 1 Person: 0
 2 Person: 0
 6 Person: 10
 12 Person: 0
 22 Person: 10
 Small Cargo: 7
 Medium Cargo: 7
 Large Cargo: 0
 Super Cargo: 0

Brigs: 57
Replicators: 63
Tractor Beams:
 Tow Capacity: 9.99E+06 mt
 Max Range: 1.77E+05 km
Cargo Specifications:
 Standard Cargo Units: 1283
 Cargo Capacity: 64150 mt
Shuttlecraft Specifications:
 Docking Ports: 2
 Shuttlecraft Bays Total: 2
 Small Bay: 0
 Medium Bay: 2
 Large Bay: 0
 Super Bay: 0
 Shuttlecraft Standard: 76
 Work Bees: 5
 Travel Pods: 5
 Aquatic Shuttle: 2
 Light Shuttle: 2
 Standard Shuttle: 16
 Heavy Shuttle: 2
 Cargo Shuttle: 2
 Assault Shuttle: 8
 Killer Bees: 7
 Light Fighter: 10
 Fighter: 10
 Heavy Fighter: 7
 Lifeboats: 99
 Turbolift (8 person): 53
 Lifeboat (10 person): 32
 Lifeboat (20 person): 13
 Lifeboat (30 person): 1
Cloaking Devices: 0
Sensor Index Values:
 Planetary Survey: 1.8016
 Stellar Survey: 1.3200
 Short Range: 1.4560
 Long Range: 1.2000
 Navigation: 1.2158
 Special: 2.6388
Computers: 2
 Type: Daystrom Duotronic IV:p
 Type: Daystrom Duotronic III:w

ECM Index: 1.21
Shield Rating:
 Shield Index: 1.18
 Holdoff Power: 1.32E+12 W
 Refresh Rate: 3.76E+11 W
 Breakdown Rate: 4.52E+11 W
Shield Dimensions (Meters)
 Length: 644.76 m
 Width: 265.82 m
 Height: 145.91 m

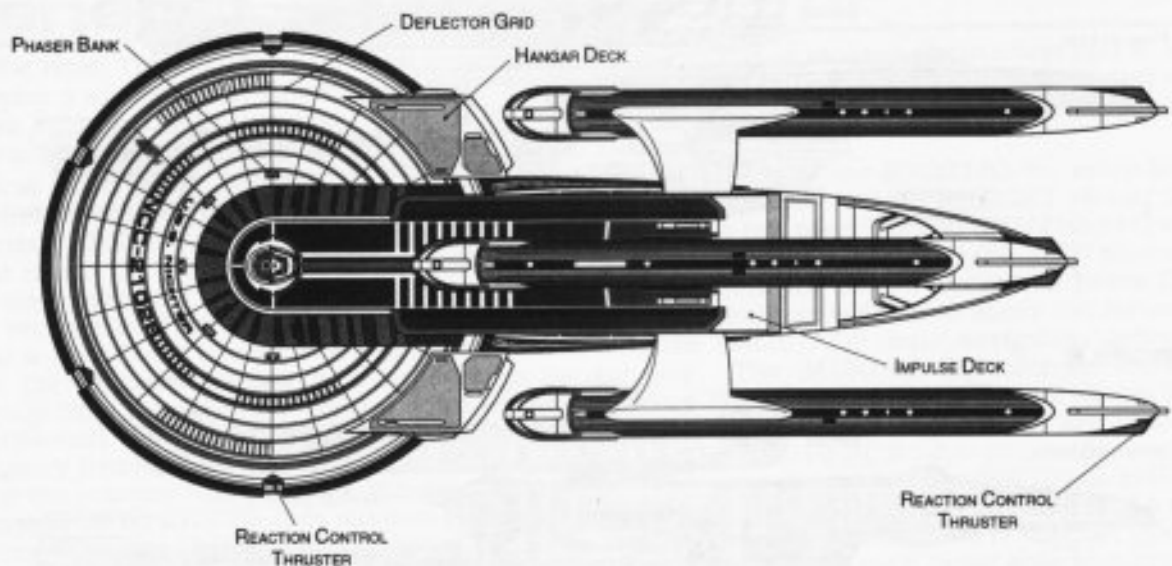
Weapons:
Phaser Power Index: 1.000
Photon Power Index: 1.667
Vessel Power Index: 1.333
Weapon Placement:
Beam (Phasers) Total: 16 banks 2 each
 Output: 7.50E+11 W / 3.7E11 W
 Range: 4.10E+06 km
 Rate of Fire: 40 ppm / Cont.
 Forward Banks: 4
 Rear Banks: 2
 Port Banks: 4
 Starboard Banks: 4
 Upper Banks: 0
 Lower Banks: 2
Beam (MegaPhasers) Total: 0
 Output: N/A
 Range: N/A
 Rate of Fire: N/A
 Forward/Rear Banks: 0
 Port/Starboard Banks: 0
 Upper/Lower Banks: 0
Torpedoes (Photon) Total: 4 Bays
 Stock: 200
 Range: 2.90E+05 km
 Output: 10-55 Megatons
 Rate of Fire: 15 ppm
 Forward Bay: 2
 Rear Bay: 2
 Port Bay: 0
 Starboard Bay: 0
 Upper Bay: 0
 Lower Bay: 0

FEDERATION VESSEL

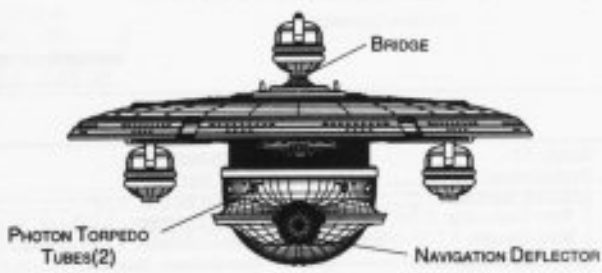
DREADNOUGHT



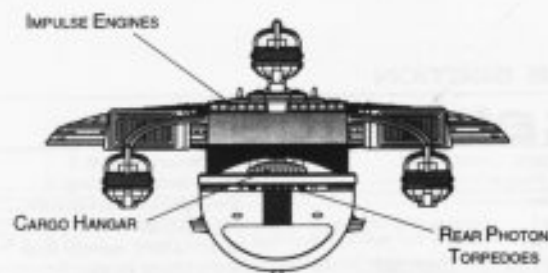
NICHTER CLASS



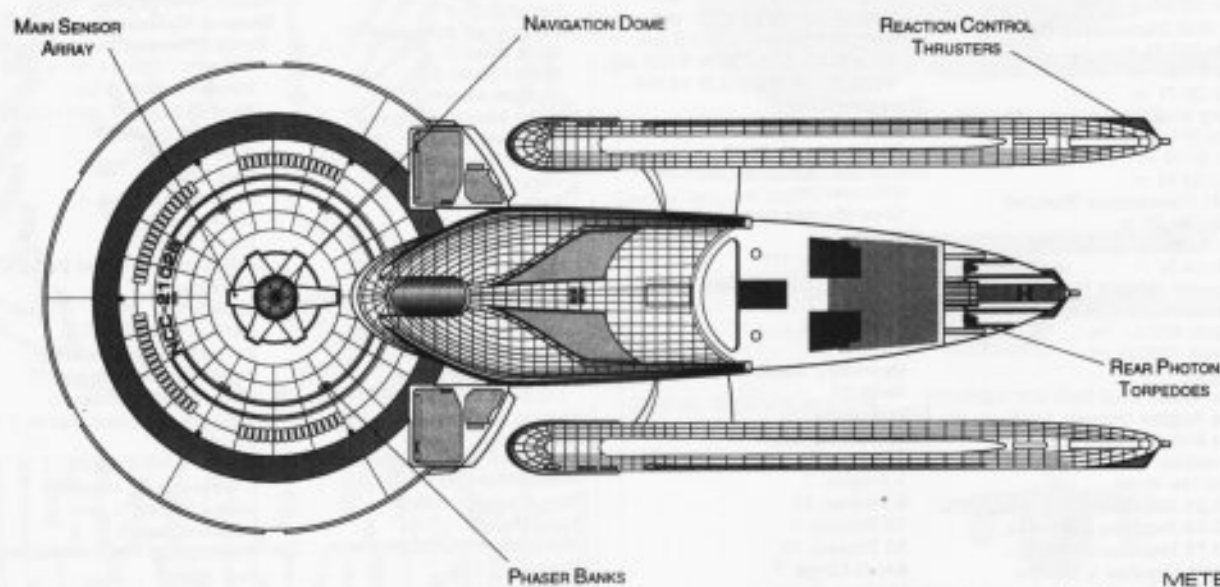
TOP PROFILE




FRONT PROFILE



REAR PROFILE



BOTTOM PROFILE



FEDERATION VESSEL



DREADNOUGHT

Ship Names

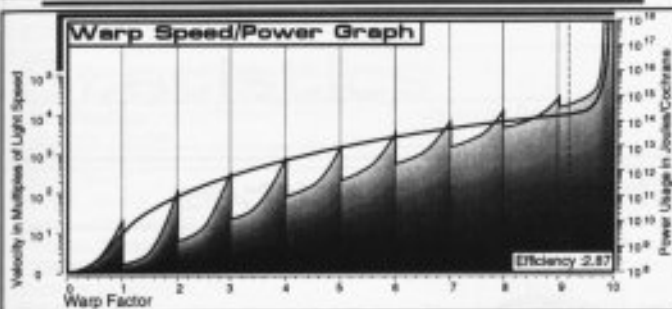

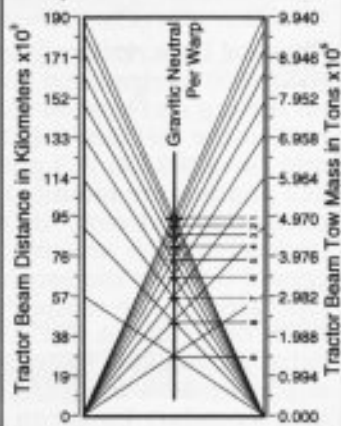
THE FOLLOWING SHIPS OF THE MK-Xa CLASS WERE AUTHORIZED BY THE AMENDED ARTICLES OF FEDERATION OF STARDATE 2287.2

- | | |
|------------------------------|----------------------------|
| AFFILIATION • NCC-2108B | KINSHIP • NCC-2132B |
| AFFINITY • NCC-2124B | KONKORDIUM • NCC-2106B |
| ALLIANCE • NCC-2113B | NIGHTER • NCC-2102B* |
| ALLMAN • NCC-2146B*** | ORGANIZATION • NCC-2111B |
| ARCHANGELESE • NCC-2105B | PACT • NCC-2121B |
| ARRANGEMENT • NCC-2138B*** | PARTICIPATION • NCC-2125B |
| ASSOCIATION • NCC-2118B | PRATICO • NCC-2149B*** |
| COALITION • NCC-2127B | PROVINCE • NCC-2137B |
| COMPACTAT • NCC-2103B | REALM • NCC-2130B |
| CONCORDAT • NCC-2109B | REGION • NCC-2144B*** |
| CONCURRENCE • NCC-2142B*** | ROADMAN • NCC-2147B*** |
| CONFEDERATION • NCC-2143B*** | SECTOR • NCC-2131B |
| CONSORTIUM • NCC-2119B | SNITGER • NCC-2114B** |
| CORPORATION • NCC-2104B | STAR EMPIRE • NCC-2116B |
| DIRECTORATE • NCC-2110B | STAR LEAGUE • NCC-2101B |
| DISTRICT • NCC-2145B*** | STAR SYSTEM • NCC-2107B** |
| DOMAIN • NCC-2129B | STAR UNION • NCC-2112B |
| DOMINION • NCC-2115B | SYSTEM • NCC-2139B*** |
| ENTENTE • NCC-2120B | TERRITORY • NCC-2122B |
| FEDERATION • NCC-2100B | TRUSTEE SHIP • NCC-2117B |
| FORMALITY • NCC-2123B | UNIFICATION • NCC-2140B*** |
| FOUNDATION • NCC-2136B | UNION • NCC-2126B |
| GATLIN • NCC-2148B*** | UNITY • NCC-2133B |
| IMPLICATION • NCC-2128B | WARD • NCC-2134B |
| INSTITUTION • NCC-2135B | WIDGREN • NCC-2141B*** |

*CLASS SHIP, **LOST IN THE LINE OF DUTY, ***PROPOSED, ALL NAMES PRECEDED WITH U.S.S.

Tractor Beam Specifications

Primary Tractor Beam Load Calculator



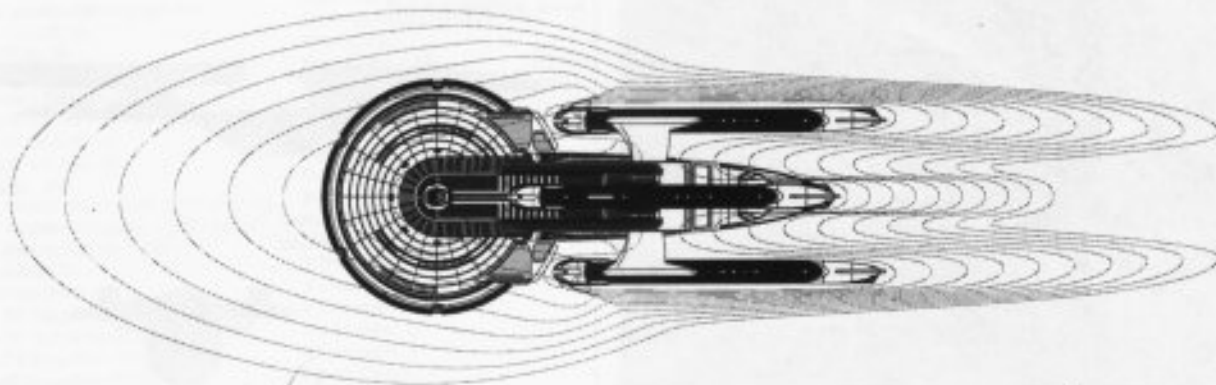
Field Length 923.17m
Field Width 279.89m
Field Height 132.07m



Front Warp Field Profile
Cross Section Area 23457.52 m²



Port Warp Field Profile
Cross Section Area 92887.30 m²



Top Warp Field Profile
Cross Section Area 172375.68 m²

WARP FIELDS

HEAVY CRUISER




EXCELSIOR CLASS

General Information

Specific Role: The Heavy Cruiser is a well armed, general purpose, defense capable vessel. Built to replace the Enterprise class, the Excelsior maintains classic lines and similar duties in diplomacy and exploration.

Physical Description: The (BS20/C-U8) bridge is centered on top of the (PH290/C-L5) primary hull and the (DN8/6N) navigational dome is centered underneath. five (BP2/60-2C) phaser banks are mounted radially on the top and bottom of the primary hull. An integral (DU/190-48F) connecting dorsal mates the primary hull to the (SH258/C-L4) secondary hull. two (PB2/50-20G) photon torpedo bays are located forward and aft and two (BP2/60-2C) phaser banks are located above and below the hangar bay. two banks of (BP1/30-1C) phasers are mounted underneath as well. Just below the forward photon bay is the (DN10/A18) main navigation deflector. Just above the rear photon bay is a large cargo bay. A large hangar bay is located underneath the secondary hull. The (M80/24-4E) intermix chamber runs vertically from the deflection crystal down to the secondary hull where an ejection plate allows the core to be jettisoned downward in an emergency. The matter/antimatter storage tanks are positioned for emergency jettisoning in front of the main deflector. A (IRF70E/8-IR) dual impulse unit located on the rear of the primary hull provides sub-light propulsion. For warp propulsion two (SW104/2-10RT) nacelles are supported by (DU/75-15F) support pylons mounted towards the rear of the secondary hull. In the event of an emergency the primary and secondary hulls can separate; each being able to carry the ships full complement. Once separated the primary hull can maneuver on impulse power for extended periods of time.

Class Emblem



Excelsior Class
Heavy Cruiser

Ship Silhouettes

Total Target Area 84351.47 m²



Top Silhouette

Area 44849.84 m²



Port Silhouette

Area 13817.43 m²



Front Silhouette

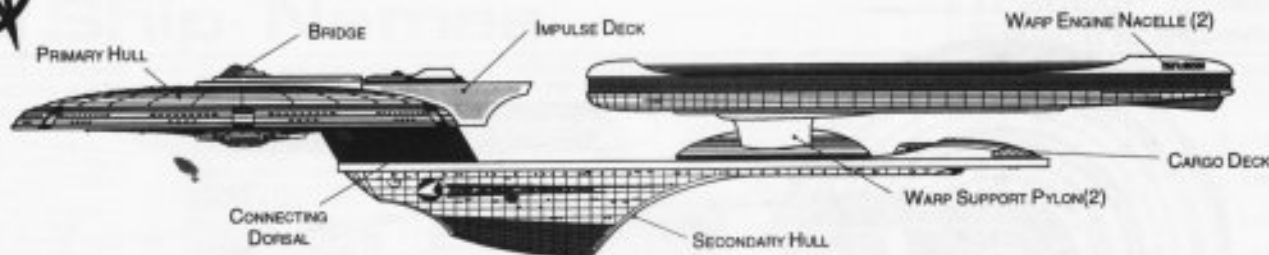
Area 5894.40 m²

FEDERATION VESSEL


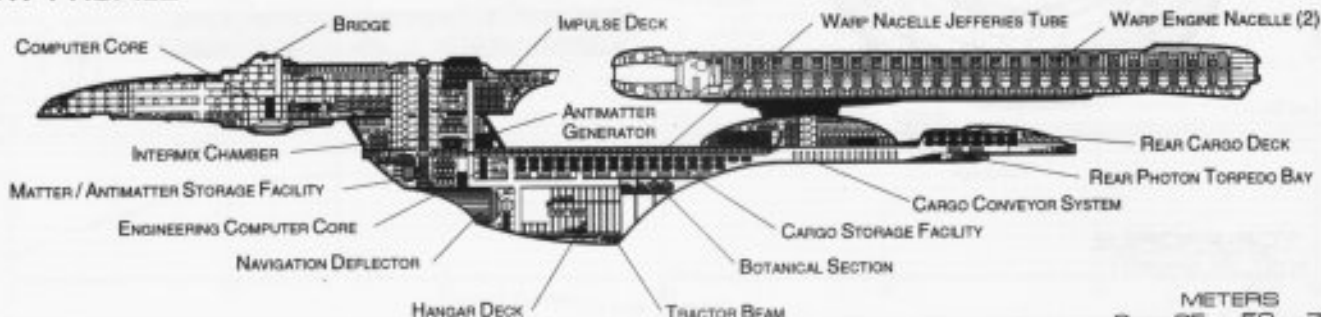


HEAVY CRUISER

EXCELSIOR CLASS



PORT PROFILE



CROSS SECTION

Statistics

Classification: Heavy Cruiser

Category: Cruiser

Class: Excelsior

Type: Class 1

Model: MK-IXa

Naval Construction Contract: 2000/1700B

Number Proposed: 97

Number Constructed: 78

Number in Service: 74

Number Lost: 4

Dimensions:

Overall Dimensions (Meters)

Length: 467.05 m

Width: 177.21 m

Height: 74.93 m

Primary Hull Dimensions (Meters)

Length: 198.51 m

Width: 177.21 m

Height: 30.71 m

Secondary Hull Dimensions (Meters)

Length: 271.79 m

Width: 58.76 m

Height: 43.93 m

Warp Unit Dimensions (Meters)

Length: 247.08 m

Width: 17.70 m

Height: 20.33 m

Displacement (Metric Tons)

Light: 368761 mt

Standard: 396086 mt

Full Load: 441042 mt

Performance: mt

Impulse Units: Dual Unit (IRF70E/B-IR)

Impulse Engine Output: 1.64E+14 W

Impulse Power Index: 1.00

Max Cruising: C

Acceleration Rate:

0.00-0.25 Impulse: 0.181 sec.

0.25-0.50 Impulse: 0.286 sec.

0.50-0.75 Impulse: 0.381 sec.

0.75-Full Impulse: 0.477 sec.

Warp Units: 2 Nacelle Units (SW104/2-10RT)

Warp Engine Output: 1.04E+16 W

Warp Power Index: 1.00

Optimum Speed: 5

Max. Safe Cruising: 7

Emergency Speed: 8.5

Max. Speed: 9.25

Destructive Speed: 9.5

Acceleration Power: 3

Acceleration Times:

Warp 1 - Warp 2: 0.201 sec.

Warp 2 - Warp 3: 0.322 sec.

Warp 3 - Warp 4: 1.217 sec.

Warp 4 - Warp 5: 1.749 sec.

Warp 5 - Warp 6: 1.870 sec.

Warp 6 - Warp 7: 2.021 sec.

Warp 7 - Warp 8: 2.594 sec.

Warp 8 - Warp 9: 3.710 sec.

Warp 9 - Warp 9.5: 8.245 sec.

Warp 9.5 - Warp 9.75: 9.552 sec.

Warp 9.75 - Warp 9.9: 19.807

Duration (Years)

Standard: 6 Years

Maximum: 24 Years

Std. Ships Complement: 821

Officers: 131

Crew (Ensign Grade): 638

Troops: 52

Passengers: 99

Emergency condition: + 1103

Medical Facilities:

Doctors: 9

Nurses: 20

Operating Rooms: 7

Beds: 47

Laboratories: 12

Transporters Total: 24

1 Person: 0

2 Person: 0

6 Person: 8

12 Person: 0

22 Person: 8

Small Cargo: 4

Medium Cargo: 4

Large Cargo: 0

Super Cargo: 0

Brigs: 24

Replicators: 30

Tractor Beams:

Tow Capacity: 7.60E+06 mt

Max Range: 1.77E+05 km

Cargo Specification:

Standard Cargo Units: 900

Cargo Capacity: 45000 mt

Shuttlecraft Specifications:

Docking Ports: 2

Shuttlecraft Bays Total: 1

Small Bay: 0

Medium Bay: 1

Large Bay: 0

Super Bay: 0

Shuttlecraft Standard: 35

Work Bees: 2

Travel Pods: 2

Aquatic Shuttle: 1

Light Shuttle: 1

Standard Shuttle: 8

Heavy Shuttle: 1

Cargo Shuttle: 1

Assault Shuttle: 5

Killer Bees: 3

Light Fighter: 4

Fighter: 4

Heavy Fighter: 3

Lifeboats: 88

Turbolift (8 person): 49

Lifeboat (10 person): 27

Lifeboat (20 person): 11

Lifeboat (30 person): 1

Cloaking Devices: 0

Sensor Index Values:

Planetary Survey: 1.0000

Stellar Survey: 1.0000

Short Range: 1.0000

Long Range: 1.0000

Navigation: 1.0000

Special: 1.0000

Computers: 2

Type: Daystrom Duotronic IV:o

Type: Daystrom Duotronic III:q

ECM Index: 1.00

Shield Rating:

Shield Index: 1.00

Holdoff Power: 1.13E+12 W

Refresh Rate: 3.20E+11 W

Breakdown Rate: 3.84E+11 W

Shield Dimensions (Meters)

Length: 700.58 m

Width: 265.82 m

Height: 112.40 m

Weapons:

Phaser Power Index: 1.000

Photon Power Index: 1.000

Vessel Power Index: 1.000

Weapon Placement:

Beam (Phasers) Total: 16 banks 2 each

Output: 7.50E+11 W / 3.7E11 W

Range: 4.10E+05 km

Rate of Fire: 40 ppm / Cont.

Forward Banks: 4

Rear Banks: 2

Port Banks: 4

Starboard Banks: 4

Upper Banks: 0

Lower Banks: 2

Beam (MegaPhasers) Total: 0

Output: N/A

Range: N/A

Rate of Fire: N/A

Forward/Rear Banks: 0

Port/Starboard Banks: 0

Upper/Lower Banks: 0

Torpedoes (Photon) Total: 4 Bays

Stock: 120

Range: 2.90E+05 km

Output: 10-55 Megatons

Rate of Fire: 15 spm

Forward Bay: 2

Rear Bay: 2

Port Bay: 0

Starboard Bay: 0

Upper Bay: 0

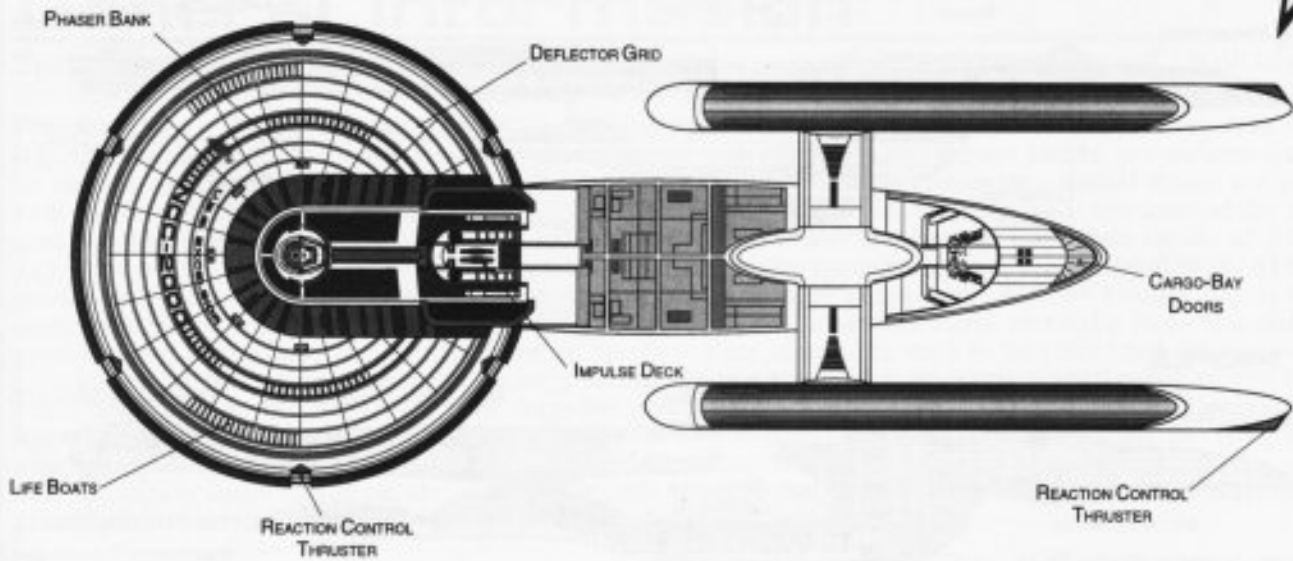
Lower Bay: 0

FEDERATION VESSEL

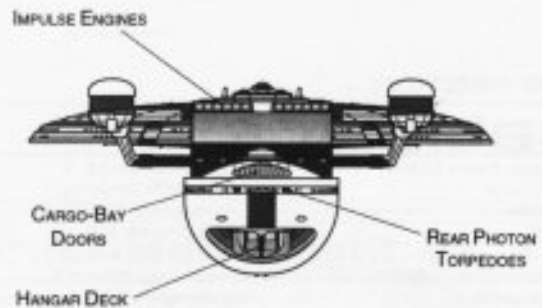
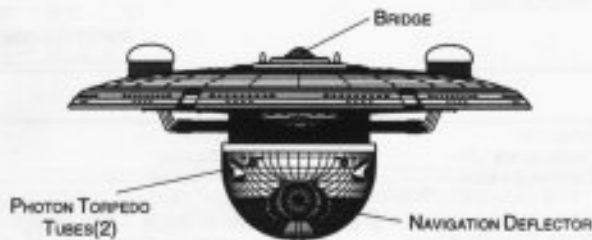
HEAVY CRUISER



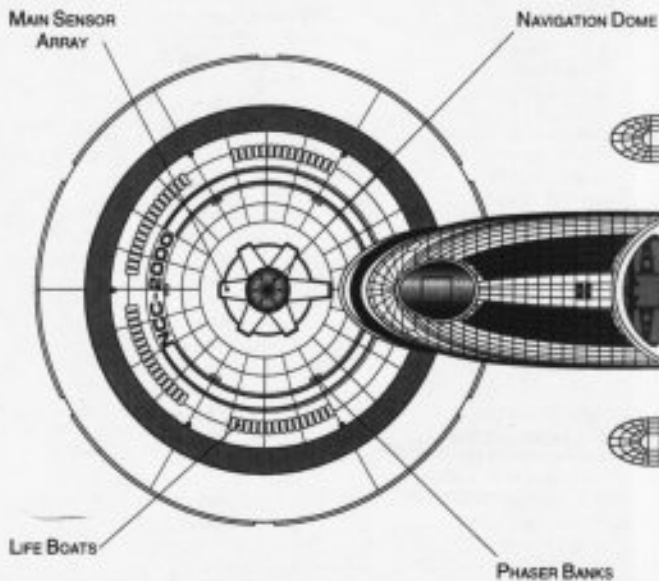
EXCELSIOR CLASS



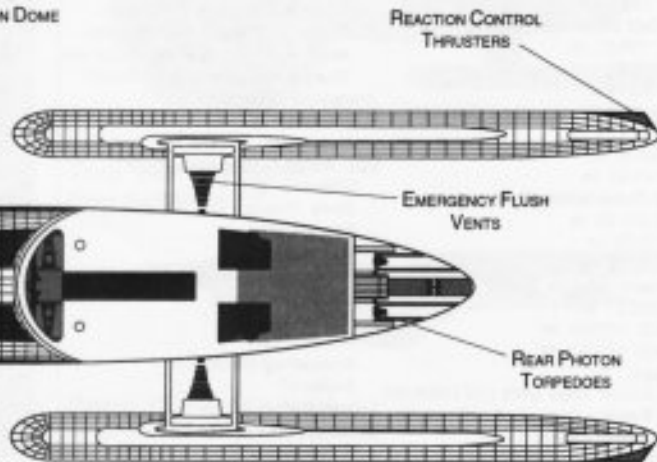
TOP PROFILE



FRONT PROFILE



REAR PROFILE



BOTTOM PROFILE



FEDERATION VESSEL



HEAVY CRUISER

Ship Names

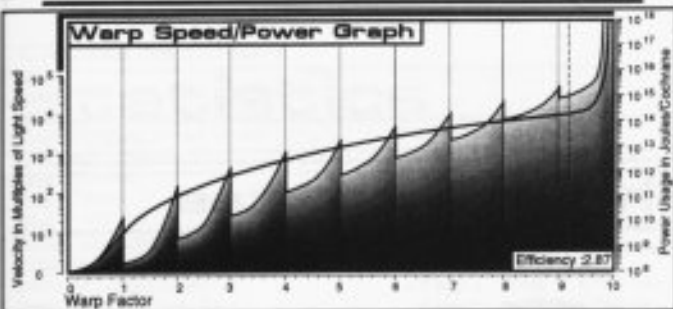

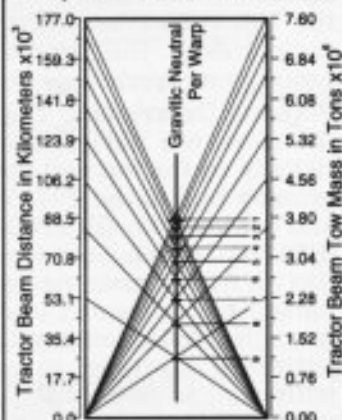
THE FOLLOWING SHIPS OF THE MK-IXa CLASS WERE AUTHORIZED BY THE AMENDED ARTICLES OF FEDERATION OF STARDATE 2285.2

ACHERNAR • NCC-1732B+	EXETER • NCC-1706B	MENGEN • NCC-1773B***+	SARIADAGOSA • NCC-1724B+
ALFERAZ • NCC-1781B***+	FARRAGATE • NCC-1702B	MERRIMAC • NCC-1715B	SHAR • NCC-1745B+
ALFR • NCC-1741B+	FEARLESS • NCC-1459B	MIRAZH • NCC-1788B***+	SINUJI • NCC-1770B+
ANDROCUS • NCC-1738B+	GALINA • NCC-1784B+	MONDOLOY • NCC-1740B	SIRIUS • NCC-1744B+
ANNONON • NCC-1752B+	GHAR • NCC-1786B***+	MONGO • NCC-1785B***+	SOL • NCC-1733B+
ARI • NCC-1723B	GHONDR • NCC-1749B+	MONITOR • NCC-1713B	SPICA • NCC-1731B+
ASTRAD • NCC-1739B+	GORKON • NCC-40512	NDELE • NCC-1758B+	TAJARHI • NCC-1783B***+
BERLIN • NCC-14232	HALLJ • NCC-1782B***+	OBLIK • NCC-1772B***+	TALI • NCC-1751B+
BONHOMME RICHARD • NCC-1712B**	HOOD • NCC-4229B	OOMARU • NCC-1781B***+	TEMIR • NCC-1763B+
CAIRO • NCC-42136	HOPNET • NCC-1714B	PAEGAN • NCC-1755B+	THELONII • NCC-1742B+
CASPAN • NCC-1753B+	HOROK • NCC-1748B+	PARI • NCC-1787B***+	TORII • NCC-1725B
CHARLSTON • NCC-4228B	INTREPID • NCC-38907	PELIONE • NCC-1752B+	TULAN • NCC-1777B***+
CONSTELLATION • NCC-1728B	JASSAN • NCC-1754B+	PHAROS • NCC-1757B+	VALIANT • NCC-1709B
CONSTITUTION • NCC-1700B	JUPITER • NCC-1734B+	PILAR • NCC-1746B+	VEGA • NCC-1730B+
DEFIANCE • NCC-1717B	KAP SALU • NCC-1787B+	POTEMPKN • NCC-6253	WASP • NCC-1721B
EAGLE • NCC-1719B	KARS • NCC-1789B+	PROCYON • NCC-1756B+	XANTHE • NCC-1743B+
EKINUS • NCC-1771B***+	KASIMAR • NCC-1784B***+	PROXIMA • NCC-1737B+	YAAN • NCC-1762B+
EL DORADO • NCC-1722B	KESTRAL • NCC-1766B+	QUALAT • NCC-1776B***+	YORKTOWN • NCC-1704B
ENDEAVOR • NCC-1716B+	KETOI • NCC-1768B+	QUINDAR • NCC-1736B+	ZAAHM • NCC-1780B***+
ENTERPRISE • NCC-1701B+	KONGO • NCC-1710B	QUIZAN • NCC-1775B***+	ZA-FARAN • NCC-1780B+
ESABL • NCC-1779B***+	KRIEGER • NCC-1726B	REPUBLIC • NCC-1729B**+	ZINDAR • NCC-1759B+
ESKIIS • NCC-1786B***+	LAFAYETTE • NCC-1730B+	REPULSE • NCC-2544	
ESSEX • NCC-1727B	LEXINGTON • NCC-1703B	RIGL CENTAURUS • NCC-1736B+	
EXCALIBUR • NCC-1705B	MAZDA • NCC-1778B***+	SALAYNA • NCC-1774B***+	
EXCELSIOR • NCC-2007	MELBOURNE • NCC-62043**	SAMAARA • NCC-1785B+	


*CLASS SHIP, **LOST IN THE LINE OF DUTY, ***PROPOSED, ALL NAMES PRECEDED WITH U.S.S.

Tractor Beam Specifications

Primary Tractor Beam Load Calculator



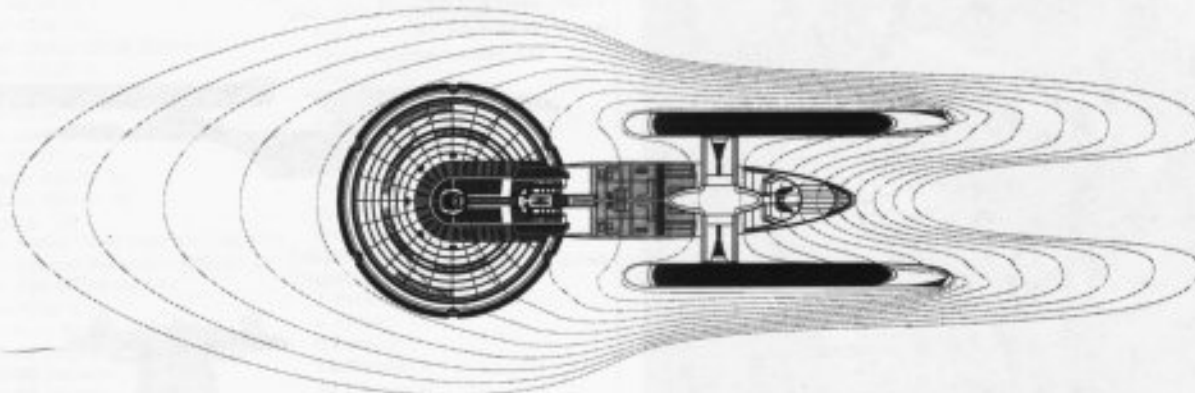
Field Length 895.77m
Field Width 285.82m
Field Height 127.05m



Front Warp Field Profile
Cross Section Area 25312.74 m²



Port Warp Field Profile
Cross Section Area 80527.75 m²



Top Warp Field Profile
Cross Section Area 172603.98 m²

WARP FIELDS

SRM3 04:02:03:04

STARFLEET REFERENCE MANUAL

EXCELSIOR CLASS

FEDERATION VESSEL

HEAVY CRUISER



EXCELSIOR CLASS UPGRADE

General Information

Specific Role: The Heavy Cruiser is a well armed, general purpose, defense capable vessel. Built to replace the Enterprise class, the Excelsior class maintains classic lines and similar duties in diplomacy and exploration. Hull reinforcements on either side of the navigation deflector were added after a few prototypes experienced heavy damage in relatively light battles.

Physical Description: The (BS20/C-U8) bridge is centered on top of the (PH290/C-L5U) primary hull and the (DN8/6N) navigational dome is centered underneath. five (BP2/60-2C) phaser banks are mounted radially on the top and bottom of the primary hull. An integral (DU/190-48F) connecting dorsal mates the primary hull to the (SH258/C-L4U) secondary hull. two (PB2/50-20G) photon torpedo bays are located forward and aft and two (BP2/60-2C) phaser banks are located above and below the hangar bay. two banks of (BP1/30-1C) phasers are mounted underneath as well. Just below the forward photon bay is the (DN10/A18U) main navigation deflector. Just above the rear photon bay is a large cargo bay. A large hangar bay is located underneath the secondary hull. The (M80/24-4E) intermix chamber runs vertically from the deflection crystal down to the secondary hull where an ejection plate allows the core to be jettisoned downward in an emergency. The matter/antimatter storage tanks are positioned for emergency jettisoning in front of the main deflector. A (IRF70E/8-IR) dual impulse drive is located on the rear of the primary hull to provide sub-light propulsion. two additional hangar bays are located to either side of the impulse drive. For warp propulsion two (SW104/2-12RU) nacelles are supported by (DU/75-15F) support pylons mounted towards the rear of the secondary hull. In the event of an emergency the primary and secondary hulls can separate; each being able to carry the ships full complement. Once separated the primary hull can maneuver on impulse power for extended periods of time.

Class Emblem



Ship Silhouettes

Total Target Area 66299.56 m²



Top Silhouette

Area 46124.27 m²



Port Silhouette

Area 14316.74 m²



Front Silhouette

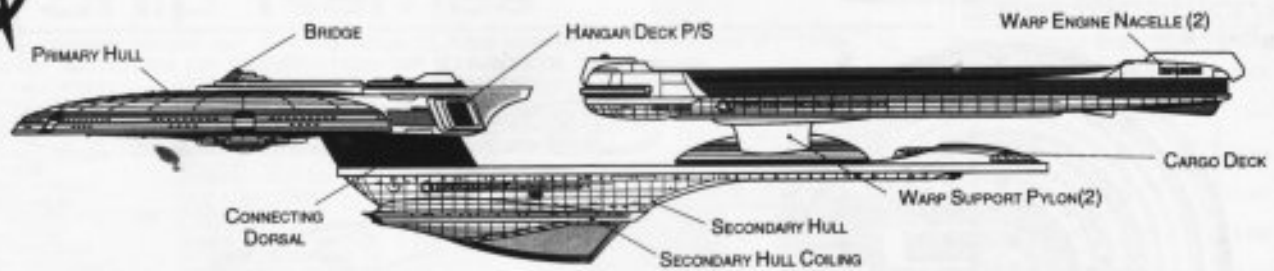
Area 5959.55 m²

FEDERATION VESSEL

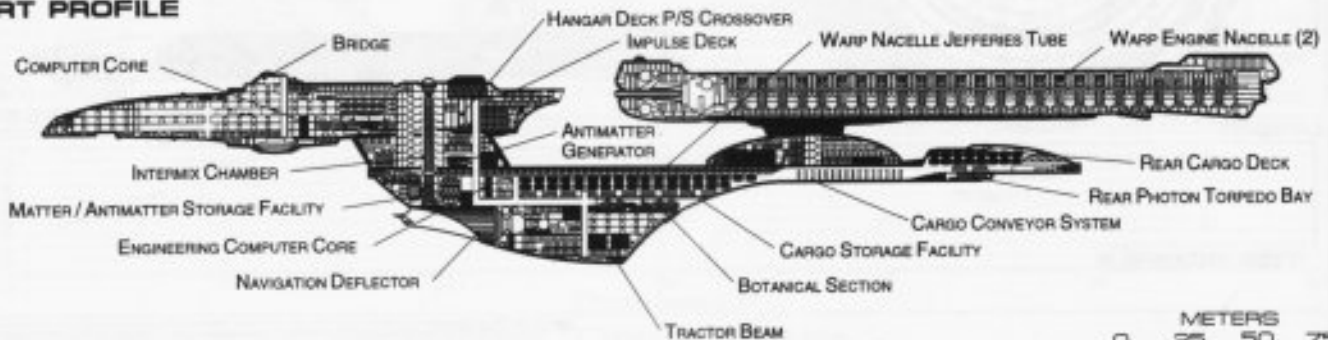


HEAVY CRUISER

EXCELSIOR CLASS UPGRADE



PORT PROFILE



CROSS SECTION

Statistics

Classification: Heavy Cruiser
Category: Cruiser
Class: Excelsior
Type: Class 1
Model: MK-IXal

Naval Construction Contract: 2000/17009
Number Proposed: 97
Number Constructed: 78
Number in Service: 74
Number Lost: 4

Dimensions:
Overall Dimensions (Meters)
 Length: 470.68 m
 Width: 177.21 m
 Height: 78.86 m

Primary Hull Dimensions (Meters)
 Length: 198.51 m
 Width: 177.21 m
 Height: 30.71 m

Secondary Hull Dimensions (Meters)
 Length: 271.79 m
 Width: 66.60 m
 Height: 43.93 m

Warp Unit Dimensions (Meters)
 Length: 253.29 m
 Width: 19.89 m
 Height: 24.32 m

Displacement (Metric Tons)
 Light: 378083 mt
 Standard: 405073 mt
 Full Load: 452191 mt

Performance: mt
Impulse Units: Dual Unit (IRF70E/B-IR)
Impulse Engine Output: 1.68E+14 W
Impulse Power Index: 1.11
Max Cruising: C
Acceleration Rate:
 0.00-0.25 Impulse: 0.182 sec.
 0.25-0.50 Impulse: 0.286 sec.
 0.50-0.75 Impulse: 0.382 sec.
 0.75-Full Impulse: 0.477 sec.
Warp Units: 2 Nacelle Units (SW104/2-12RU)
Warp Engine Output: 1.18E+16 W
Warp Power Index: 1.11

Optimum Speed: 5
Max. Safe Cruising: 7
Emergency Speed: 8.6
Max. Speed: 9.35
Destructive Speed: 9.6
Acceleration Power: 3
Acceleration Times:
 Warp 1 - Warp 2: 0.181 sec.
 Warp 2 - Warp 3: 0.290 sec.
 Warp 3 - Warp 4: 1.097 sec.
 Warp 4 - Warp 5: 1.577 sec.
 Warp 5 - Warp 6: 1.696 sec.
 Warp 6 - Warp 7: 1.822 sec.
 Warp 7 - Warp 8: 2.338 sec.
 Warp 8 - Warp 9: 3.344 sec.
 Warp 9 - Warp 9.5: 7.431 sec.
 Warp 9.5 - Warp 9.75: 8.609 sec.
 Warp 9.75 - Warp 9.9: 17.853

Duration (Years)
 Standard: 6 Years
 Maximum: 24 Years
Std. Ships Complement: 873
 Officers: 139
 Crew (Ensign Grade): 679
 Troops: 55
 Passengers: 105
 Emergency condition: + 1173

Medical Facilities:
 Doctors: 9
 Nurses: 20
 Operating Rooms: 7
 Beds: 47

Laboratories: 17
Transporters Total: 25
 1 Person: 0
 2 Person: 0
 6 Person: 8
 12 Person: 0
 22 Person: 8
 Small Cargo: 5
 Medium Cargo: 4
 Large Cargo: 0
 Super Cargo: 0

Brigs: 27
Replicators: 33
Tractor Beams:
 Tow Capacity: 7.83E+06 mt
 Max Range: 1.82E+05 km

Cargo Specification:
 Standard Cargo Units: 971
 Cargo Capacity: 48550 mt
Shuttlecraft Specifications:
 Docking Ports: 2
 Shuttlecraft Bays Total: 2
 Small Bay: 0
 Medium Bay: 2
 Large Bay: 0
 Super Bay: 0
 Shuttlecraft Standard: 68
 Work Bees: 4
 Travel Pods: 4
 Aquatic Shuttle: 2
 Light Shuttle: 2
 Standard Shuttle: 16
 Heavy Shuttle: 2
 Cargo Shuttle: 2
 Assault Shuttle: 8
 Killer Bees: 6
 Light Fighter: 8
 Fighter: 8
 Heavy Fighter: 6

Lifeboats: 81
 Turbolift (8 person): 43
 Lifeboat (10 person): 26
 Lifeboat (20 person): 11
 Lifeboat (30 person): 1

Cloaking Devices: 0
Sensor Index Values:
 Planetary Survey: 1.0769
 Stellar Survey: 1.0506
 Short Range: 1.0506
 Long Range: 1.0250
 Navigation: 1.0506
 Special: 1.2184
Computers: 2
 Type: Daystrom Duotronic IV:0
 Type: Daystrom Duotronic III:q

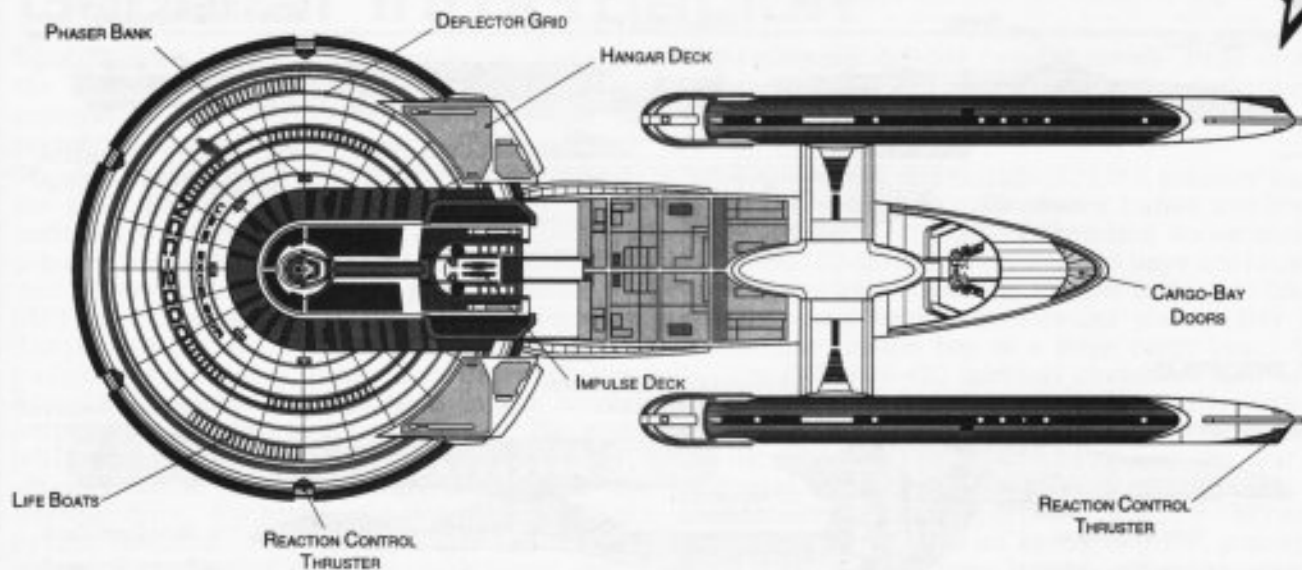
ECM Index: 1.03
Shield Rating:
 Shield Index: 1.10
 Holdoff Power: 1.24E+12 W
 Refresh Rate: 3.51E+11 W
 Breakdown Rate: 4.22E+11 W
Shield Dimensions (Meters)
 Length: 706.02 m
 Width: 265.82 m
 Height: 118.29 m
Weapons:
 Phaser Power Index: 1.000
 Photon Power Index: 1.000
 Vessel Power Index: 1.000
Weapon Placement:
Beam (Phasers) Total: 16 banks 2 each
 Output: 7.50E+11 W / 3.7E11 W
 Range: 4.10E+05 km
 Rate of Fire: 40 ppm / Cont.
 Forward Banks: 4
 Rear Banks: 2
 Port Banks: 4
 Starboard Banks: 4
 Upper Banks: 0
 Lower Banks: 2
Beam (MegaPhasers) Total: 0
 Output: N/A
 Range: N/A
 Rate of Fire: N/A
 Forward/Rear Banks: 0
 Port/Starboard Banks: 0
 Upper/Lower Banks: 0
Torpedoes (Photon) Total: 4 Bays
 Stock: 120
 Range: 2.90E+05 km
 Output: 10-55 Megatons
 Rate of Fire: 15 spm
 Forward Bay: 2
 Rear Bay: 2
 Port Bay: 0
 Starboard Bay: 0
 Upper Bay: 0
 Lower Bay: 0

FEDERATION VESSEL

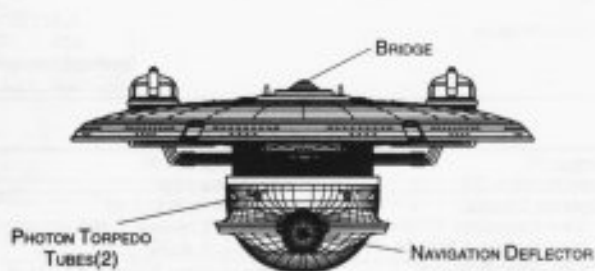
HEAVY CRUISER



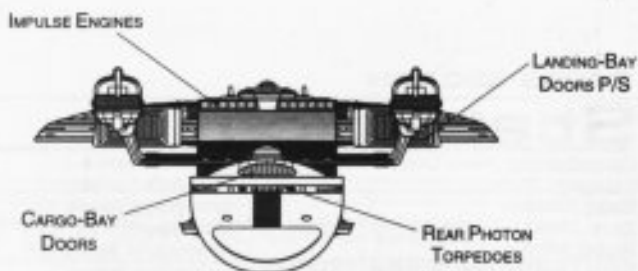
EXCELSIOR CLASS UPGRADE



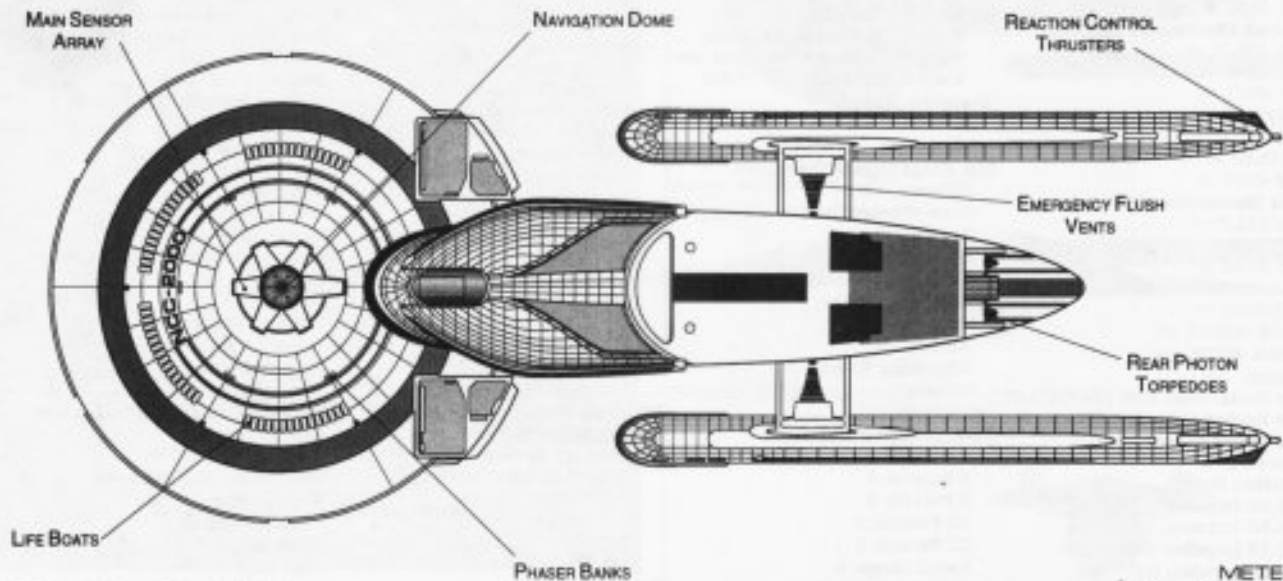
TOP PROFILE



FRONT PROFILE



REAR PROFILE



BOTTOM PROFILE



FEDERATION VESSEL



HEAVY CRUISER

Ship Names

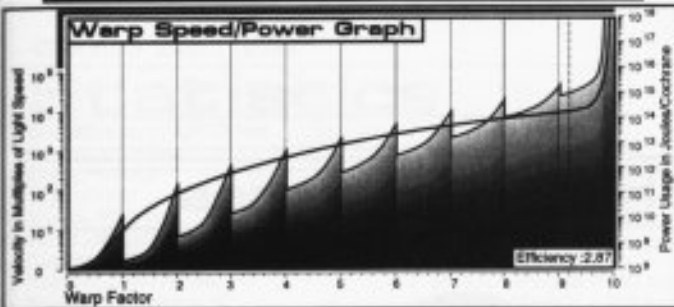

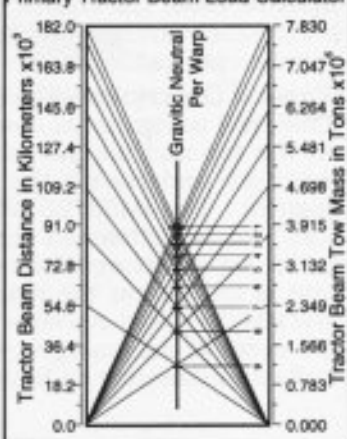
THE FOLLOWING SHIPS OF THE MK-IXa1 CLASS WERE AUTHORIZED BY THE AMENDED ARTICLES OF FEDERATION OF STARDATE 2287.9

ACHERNAR • NCC-1732B+	EXETER • NCC-1706B	MENGEN • NCC-1773B***+	SARIADAGOSA • NCC-1724B+
ALFERAZ • NCC-1781B***+	FARRAGATE • NCC-1702B	MERRIMAC • NCC-1715B	SHAR • NCC-1745B+
ALFR • NCC-1741B+	FEARLESS • NCC-1459B	MIRAZH • NCC-1788B***+	SINUJI • NCC-1770B+
ANDROCUS • NCC-1738B+	GALINA • NCC-1764B+	MONDOLOY • NCC-1740B	SIRIUS • NCC-1744B+
ANNOBON • NCC-1752B+	GHAR • NCC-1786B***+	MONGO • NCC-1785B***+	SOL • NCC-1733B+
ARI • NCC-1723B	SHONDRI • NCC-1749B+	MONITOR • NCC-1713B	SPICA • NCC-1731B+
ASTRAD • NCC-1739B+	GORKON • NCC-4051Z	NDELE • NCC-1756B+	TAJARH • NCC-1783B***+
BERLIN • NCC-1423Z	HOOD • NCC-4229B	OBLUK • NCC-1772B***+	TAU • NCC-1751B+
BONHOMME RICHARD • NCC-1712B**	HORNET • NCC-1714B	OOMARU • NCC-1761B***+	TEHIR • NCC-1763B+
CAIRO • NCC-4213B	HONOK • NCC-1748B+	PAEGAN • NCC-1755B+	THELONI • NCC-1742B+
CASPAN • NCC-1753B+	INTREPID • NCC-3890Z	PARI • NCC-1787B***+	THOLUS • NCC-1747B+
CHARLESTON • NCC-4228B	JASSAN • NCC-1754B+	PELIONE • NCC-1750B+	TORI • NCC-1725B
CONSTELLATION • NCC-1729B	JUPITER • NCC-1734B+	PHAROS • NCC-1757B+	TULAN • NCC-1777B***+
CONSTITUTION • NCC-1700B	KAP SALLU • NCC-1767B+	PIJAR • NCC-1746B+	VALIANT • NCC-1709B
DEFIANCE • NCC-1717B	KARS • NCC-1769B+	POTEMPKIN • NCC-3253	VEGA • NCC-1730B+
EAGLE • NCC-1719B	KASIMAR • NCC-1784B***+	PROCYON • NCC-1756B+	WASP • NCC-1721B
ESKINUS • NCC-1771B***+	KESTRAL • NCC-1766B+	PROXIMA • NCC-1737B+	XANTHII • NCC-1743B+
EL DORADO • NCC-1722B	KETOI • NCC-1768B+	QUALAT • NCC-1776B***+	YAA • NCC-1782B+
ENDEAVOR • NCC-1716B+	KONGO • NCC-1710B	QUINDAR • NCC-1736B+	YDRKTOWN • NCC-1704B
ENTERPRISE • NCC-1701B+	KRIEGER • NCC-1726B	QUIZAN • NCC-1775B***+	ZAAHM • NCC-1780B***+
ESABL • NCC-1779B***+	LAFAYETTE • NCC-1720B+	REPUBLIC • NCC-1729B***+	ZA-FARAN • NCC-1760B+
ESKUIS • NCC-1789B***+	LEXINGTON • NCC-1703B	REPULSE • NCC-2544	ZINDAR • NCC-1759B+
ESSEX • NCC-1727B	MAZDA • NCC-1778B***+	ROJL CENTAURUS • NCC-1735B+	
EXCALIBUR • NCC-1705B	MELBOURNE • NCC-62043**	SALAYNA • NCC-1774B***+	
EXCELSIOR • NCC-200Z		SAMAARA • NCC-1785B+	


CLASS SHIP. *LOST IN THE LINE OF DUTY. ****PROPOSED. ALL NAMES PRECEDED WITH U.S.S.

Tractor Beam Specifications


Primary Tractor Beam Load Calculator



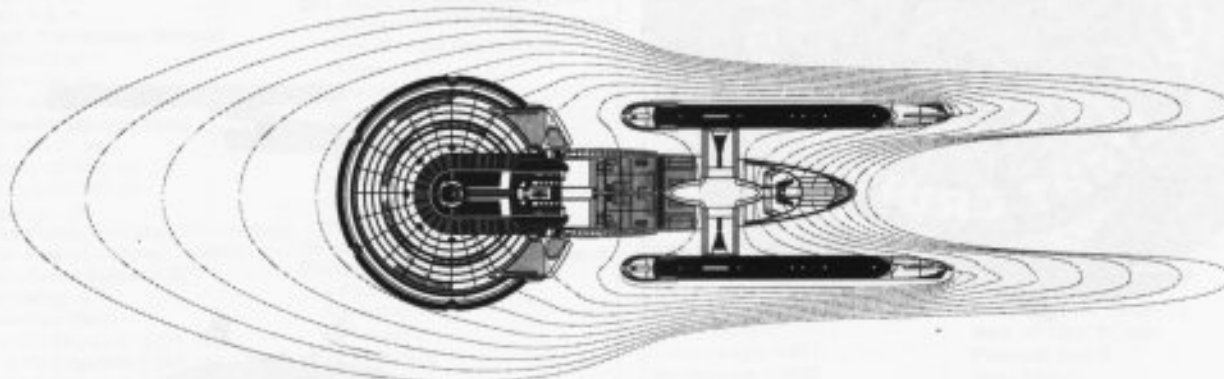
Field Length 918.39m
Field Width 278.53m
Field Height: 125.04m



Front Warp Field Profile
Cross Section Area 24097.82 m²



Port Warp Field Profile
Cross Section Area 81275.38 m²



Top Warp Field Profile
Cross Section Area 161278.24 m²

WARP FIELDS

SRM3 04:02:04:04

STARFLEET REFERENCE MANUAL

EXCELSIOR CLASS UPGRADE

FEDERATION VESSEL

LIGHT CRUISER



General Information

Specific Role: The Light Cruiser is a lightly armed, general purpose, exploration vessel. This class starship is extremely maneuverable due to it's high power to mass ratio. Other duties include system defense and commercial traffic patrol.


Physical Description: The (BS20/C-U8) bridge is centered on top of the (PH290/C-L5) primary hull and the (DN8/6N) navigational dome is centered underneath. five (BP2/60-2C) phaser banks are mounted radially on the top and six are mounted on bottom of the primary hull. A (PB2/50-20G) photon torpedo bay is mounted underneath the front of the hull. A medium hangar bay is located underneath the impulse engines. The (M55/28-2E) intermix chamber runs horizontally between the jefferies tubes however, the core can be jettisoned through the deflection crystal in an emergency. The matter/antimatter storage tanks are positioned for emergency jettisoning in front of the hangar bay. A (IRF70E/6-IR) dual impulse unit is located on the rear of the primary hull to provide sub-light propulsion. For warp propulsion two (SW104/2-12RU) nacelles are mounted on (DU/70-12F) support pylons towards the rear of the hull. In the event of an emergency the warp nacelles and pylons can be jettisoned. Once separated the primary hull can maneuver on impulse power for extended periods of time.

Class Emblem



Ship Silhouettes

Total Target Area 42207.89 m²



Top Silhouette

Area 30853.70 m²



Port Silhouette

Area 7908.03 m²




Front Silhouette

Area 3446.16 m²

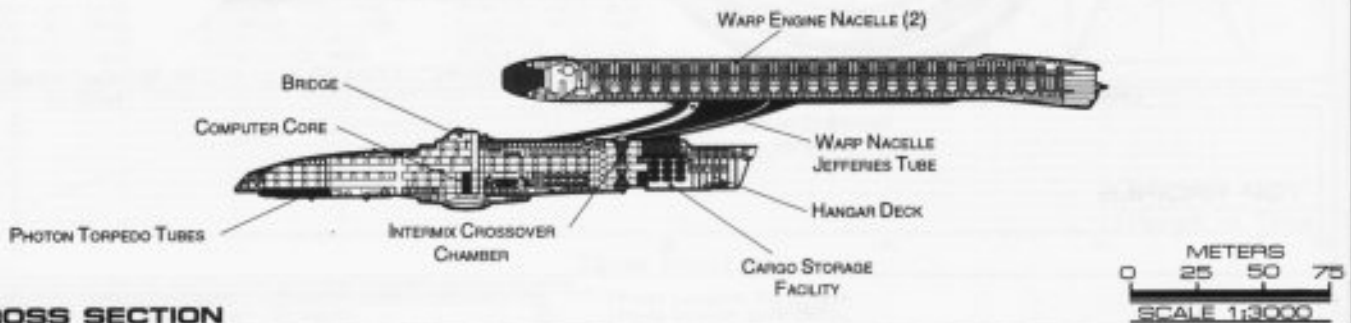


LIGHT CRUISER

ROTHWELL CLASS



PORT PROFILE



CROSS SECTION

Statistics

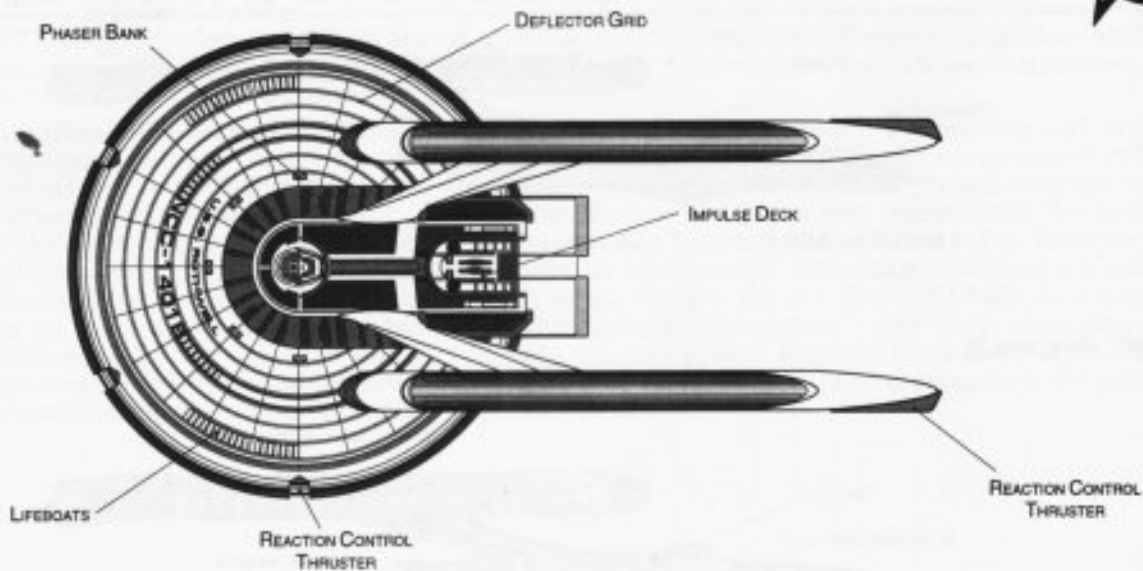
Classification: Light Cruiser	Optimum Speed: 5	Brigs: 22	ECM Index: 0.99
Category: Cruiser	Max. Safe Cruising: 7	Replicators: 28	Shield Rating:
Class: Rothwell	Emergency Speed: 8.3	Tractor Beams:	Shield Index: 0.94
Type: Class 1	Max. Speed: 9.15	Tow Capacity: 4.17E+08 mt	Holdoff Power: 1.05E+12 W
Model: MK-XIIIb	Destructive Speed: 9.35	Max Range: 1.25E+06 km	Refresh Rate: 3.00E+11 W
Naval Construction Contract: 1401B	Acceleration Power: 3	Cargo Specification:	Breakdown Rate: 3.60E+11 W
Number Proposed: 98	Acceleration Times:	Standard Cargo Units: 500	Shield Dimensions (Meters)
Number Constructed: 43	Warp 1 - Warp 2: 0.195 sec.	Cargo Capacity: 25000 mt	Length: 500.24 m
Number in Service: 40	Warp 2 - Warp 3: 0.313 sec.	Shuttlecraft Specifications:	Width: 265.82 m
Number Lost: 3	Warp 3 - Warp 4: 1.163 sec.	Docking Ports: 1	Height: 87.15 m
Dimensions:	Warp 4 - Warp 5: 1.701 sec.	Shuttlecraft Bays Total: 1	Weapons:
Overall Dimensions (Meters)	Warp 5 - Warp 6: 1.818 sec.	Small Bay: 0	Phaser Power Index: 0.750
Length: 333.49 m	Warp 6 - Warp 7: 1.965 sec.	Medium Bay: 1	Photon Power Index: 0.417
Width: 177.21 m	Warp 7 - Warp 8: 2.522 sec.	Large Bay: 0	Vessel Power Index: 0.583
Height: 58.10 m	Warp 8 - Warp 9: 3.607 sec.	Super Bay: 0	Weapon Placement:
Primary Hull Dimensions (Meters)	Warp 9 - Warp 9.5: 8.015 sec.	Shuttlecraft Standard: 35	Beam (Phasers) Total: 12 banks 2 each
Length: 198.51 m	Warp 9.5 - Warp 9.75: 9.286 sec.	Work Bees: 2	Output: 7.50E+11 W / 3.7E11 W
Width: 177.21 m	Warp 9.75 - Warp 9.9: 19.256	Travel Pods: 2	Range: 4.10E+05 km
Height: 30.71 m	Duration (Years)	Aquatic Shuttle: 1	Rate of Fire: 40 ppm / Cont.
Secondary Hull Dimensions (Meters)	Standard: 6 Years	Light Shuttle: 1	Forward Banks: 2
Length: N/A m	Maximum: 24 Years	Standard Shuttle: 8	Rear Banks: 2
Width: N/A m	Std. Ships Complement: 858	Heavy Shuttle: 1	Port Banks: 4
Height: N/A m	Officers: 137	Cargo Shuttle: 1	Starboard Banks: 4
Warp Unit Dimensions (Meters)	Crew (Ensign Grade): 671	Assault Shuttle: 5	Upper Banks: 0
Length: 229.88 m	Troops: 50	Killer Bees: 3	Lower Banks: 0
Width: 15.82 m	Passengers: 93	Light Fighter: 4	Beam (MegaPhasers) Total: 0
Height: 20.43 m	Emergency condition: + 1145	Fighter: 4	Output: N/A
Displacement (Metric Tons)	Medical Facilities:	Heavy Fighter: 3	Range: N/A
Light: 340571 mt	Doctors: 8	Lifeboats: 68	Rate of Fire: N/A
Standard: 364883 mt	Nurses: 18	Turbolift (8 person): 46	Forward/Rear Banks: 0
Full Load: 407327 mt	Operating Rooms: 6	Lifeboat (10 person): 29	Port/Starboard Banks: 0
Performance: mt	Beds: 42	Lifeboat (20 person): 12	Upper/Lower Banks: 0
Impulse Units: Dual Unit (IRF70E/6-IR)	Laboratories: 11	Lifeboat (30 person): 1	Torpedoes (Photon) Total: 2 Bays
Impulse Engine Output: 1.64E+14 W	Transporters Total: 20	Cloaking Devices: 0	Stock: 100
Impulse Power Index: 1.03	1 Person: 0	Sensor Index Values:	Range: 2.90E+05 km
Max Cruising: C	2 Person: 0	Planetary Survey: 0.9482	Output: 10-55 Megatons
Acceleration Rate:	6 Person: 8	Stellar Survey: 0.9597	Rate of Fire: 15 spm
0.00-0.25 Impulse: 0.168 sec.	12 Person: 0	Short Range: 0.9594	Forward Bay: 2
0.25-0.50 Impulse: 0.264 sec.	22 Person: 8	Long Range: 0.9711	Rear Bay: 0
0.50-0.75 Impulse: 0.352 sec.	Small Cargo: 2	Navigation: 0.9880	Port Bay: 0
0.75-Full Impulse: 0.440 sec.	Medium Cargo: 2	Special: 0.9354	Starboard Bay: 0
Warp Units: 2 Nacelle Units (SW104/2-12RU)	Large Cargo: 0	Computers: 2	Upper Bay: 0
Warp Engine Output: 9.85E+15 W	Super Cargo: 0	Type: Daystrom Duotronic IV:n	Lower Bay: 0
Warp Power Index: 1.03		Type: Daystrom Duotronic III:n	

FEDERATION VESSEL


LIGHT CRUISER



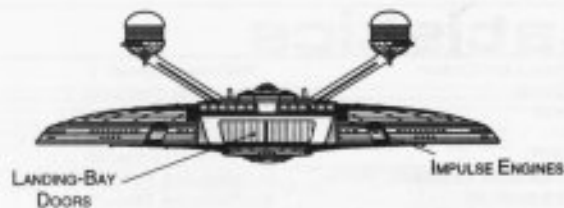
ROTHWELL CLASS



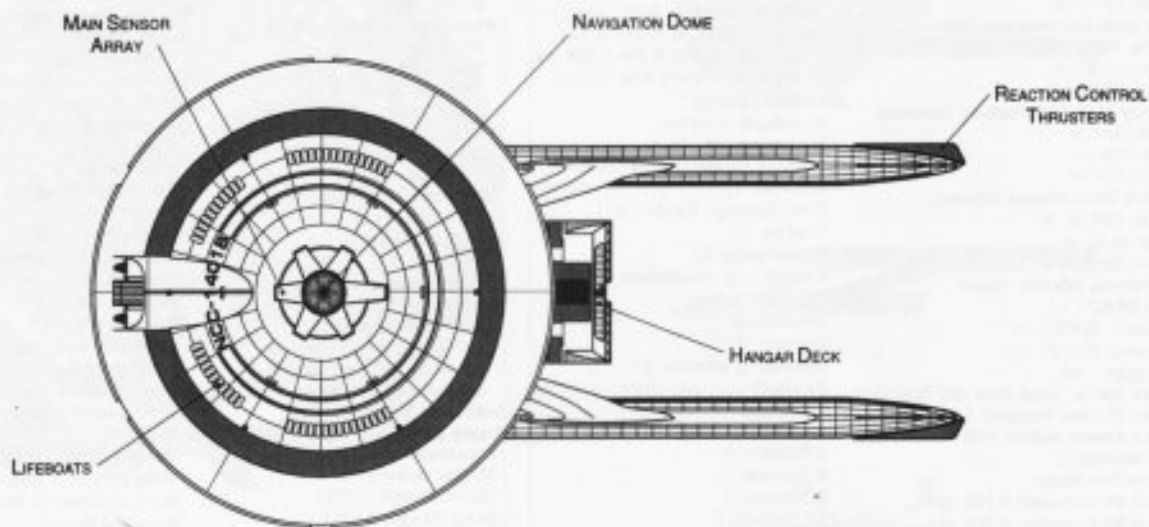
TOP PROFILE



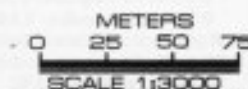
FRONT PROFILE



REAR PROFILE



BOTTOM PROFILE



FEDERATION VESSEL



LIGHT CRUISER

Ship Names

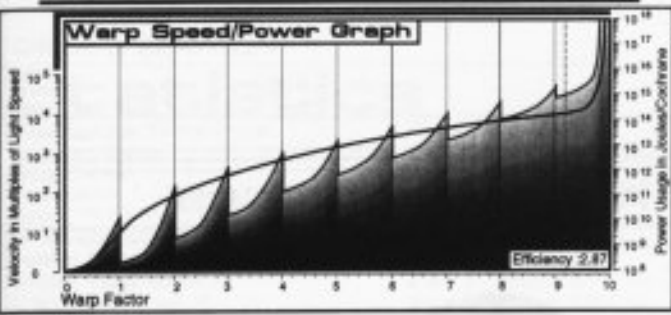

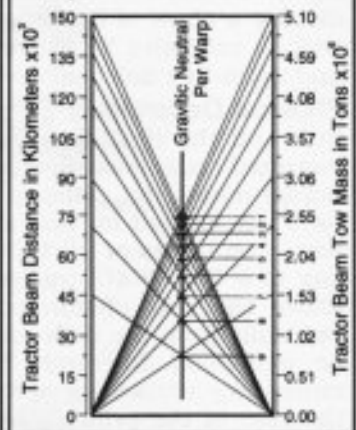
THE FOLLOWING SHIPS OF THE MK-XIII CLASS WERE AUTHORIZED BY THE AMENDED ARTICLES OF FEDERATION OF STARDATE 2267.2

AA BURG • NCC-1495B***	DIBLEY • NCC-1489B***	LEONARDO • NCC-1454B	SANCHEZ • NCC-1434B**
ALZAMAN • NCC-1415B	DYKOSKI • NCC-1406B	MANNING • NCC-1477B	SAULTRY • NCC-1422B**
AMBERCROMBIE • NCC-1402B	EGLAND • NCC-1473B	MCDADD • NCC-1417B	SHANKS • NCC-1402B
ANDERSON • NCC-1488B***	ESNEAULT • NCC-1483B	MESALTO • NCC-1453B	SHERIDON • NCC-1447B
ASH • NCC-1482B	FELDMAN • NCC-1426B	MESPAR • NCC-1482B	SIMMS • NCC-1479B**
AVENS • NCC-1478B	FISCHLAR • NCC-1429B	MONT LLOD • NCC-1444B	SLOAN • NCC-1414B**
BADLANDS • NCC-1451B	FLEMING • NCC-1475B	NUREMBER • NCC-1403B	SPURLANE • NCC-1409B
BALLOU • NCC-1471B	FRITZ • NCC-1456B	OAKUS • NCC-1441B	TALLEDEGA • NCC-1448B
BANDESOL • NCC-1497B***	GRANDSTAFF • NCC-1427B	OLIVSKI • NCC-1410B	TALGO • NCC-1446B
BERRINGER • NCC-1406B	GREER • NCC-1442B	OLIVERT • NCC-1428B	THORNTON • NCC-1457B
BROYLES • NCC-1459B	GRIMES • NCC-1494B***	OLMSTED • NCC-1420B	TORNES • NCC-1430B
BUCKLEY • NCC-1466B	GUISEPPE • NCC-1461B	OPELIKA • NCC-1432B	UMPSTEAD • NCC-1468B
BYRNE • NCC-1481B	HALDGENETICS • NCC-1490B***	PARAGON • NCC-1446B	UPCHURCH • NCC-1452B
CANNAN • NCC-1485B***	HARSKI • NCC-1423B	PELEON • NCC-1436B	VARGO • NCC-1411B
CARLSON • NCC-1407B	HARTLEY • NCC-1413B	PIKENOR • NCC-1467B	VERDUN • NCC-1431B
CARPEN • NCC-1439B	HILDEBRAND • NCC-1484B	PINCHOT • NCC-1456B	WALMEIR • NCC-1433B
CARZOLE • NCC-1476B	HORKMAN • NCC-1458B	PINSON • NCC-1424B	WILKINS • NCC-1412B
CHIMATHI • NCC-1416B	HULGEN • NCC-1480B	PITFIELD • NCC-1487B***	WOJITALIK • NCC-1469B
CORNELL • NCC-1472B	HUNTER • NCC-1419B	POLARIS • NCC-1443B	WOLFSBERGER • NCC-1464B
CRISTOFFELL • NCC-1465B	JETSOR • NCC-1425B	REIGLE • NCC-1493B***	WYNN • NCC-1421B
DAKOTA • NCC-1445B	JORDAN • NCC-1486B***	REINBOLT • NCC-1449B	XIA • NCC-1435B
DALHART • NCC-1474B	JTINEANT • NCC-1463B	RENFROE • NCC-1405B	YEARSTONE • NCC-1437B
DAWSON • NCC-1470B	KARRIGAN • NCC-1455B	ROGERS • NCC-1496B***	ZUPKO • NCC-1418B
DECATUR • NCC-1438B	KASEY • NCC-1404B	ROTHWELL • NCC-1401B*	
DECKERT • NCC-1492B***	KIRSCH • NCC-1460B	RYANS • NCC-1491B***	

*CLASS SHIP, **LOST IN THE LINE OF DUTY, ***PROPOSED. ALL NAMES PRECEDED WITH U.S.S.

Tractor Beam Specifications

Primary Tractor Beam Load Calculator



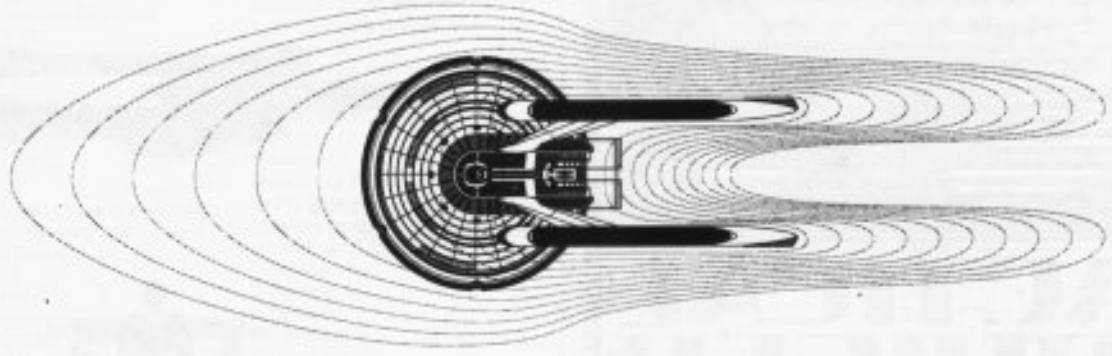
Field Length 824.89m
Field Width 252.05m
Field Height 108.57m



Front Warp Field Profile
Cross Section Area 19989.84 m²



Port Warp Field Profile
Cross Section Area 81711.67 m²



Top Warp Field Profile
Cross Section Area 137882.00 m²

WARP FIELDS

SRM3 04:02:05:04

STARFLEET REFERENCE MANUAL

ROTHWELL CLASS

FEDERATION VESSEL

TACTICAL CRUISER




General Information

Specific Role: The Tactical Cruiser is an agile starship capable of massive destruction and is often used to display a show of force in troubled areas. It is equipped with extremely powerful shields and sensors as well as extensive ECM systems. During military operations the Tactical Cruiser is used for point assault and main-line defense.

Physical Description: The (BS20/C-T8) bridge is centered on top of the (PH290/C-E5) extended primary hull and the (DN8/6N) navigational dome is centered underneath. five (BP2/60-2C) phaser banks are mounted radially on the top and bottom of the primary hull. A two piece integral (DU/210-44F) connecting dorsal mates the primary hull to the (SH340/C-T8) secondary hull. two (PB2/50-20G) photon torpedo bays are located for and aft and two (BP2/60-2C) phaser banks are located above and below the hangar bay. two banks of (BP1/30-1C) phasers are mounted underneath as well. Just above the forward photon bay is a (TB5/E40) tractor beam emitter and below is the (DN10/T18) main navigation deflector. Just above the rear photon bay is a large cargo/hangar bay. The (M100/42-4E) intermix chamber runs vertically from the deflection crystal down to the secondary hull where an ejection plate allows the core to be jettisoned downward in an emergency. The matter/antimatter storage tanks are positioned for emergency jettisoning at the rear of the secondary hull. A (IRF75T/8-IR) dual impulse drive is located on the rear of the primary hull to provide sub-light propulsion. For warp propulsion two (SW104/2-10RT) nacelles are supported by (DU/70-12T) support pylons mounted to the back of the secondary hull and a third warp nacelle on top is attached just forward of the main impulse drive by a (DU/50-12T) support pylon. In the event of an emergency the primary and secondary hulls can separate; each being able to carry the ships full complement. Once separated the primary hull can maneuver on impulse power for extended periods of time.

Class Emblem



Ship Silhouettes

Total Target Area 66860.19 m²



Top Silhouette

Area 44658.85 m²



Port Silhouette

Area 16677.51 m²



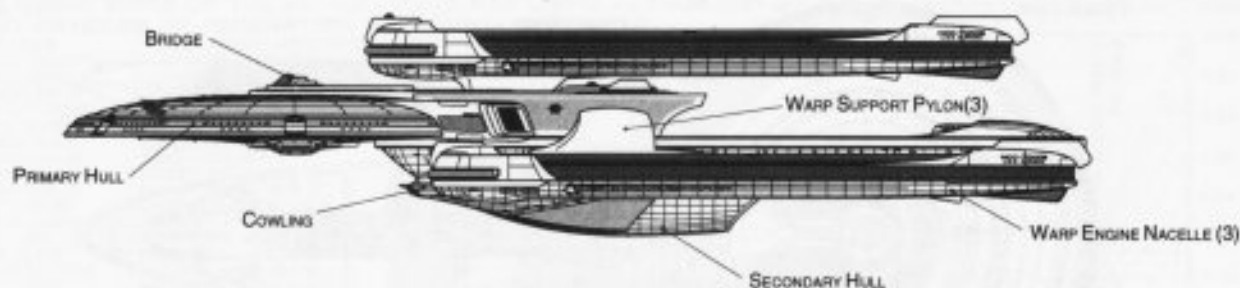
Front Silhouette

Area 5923.83 m²

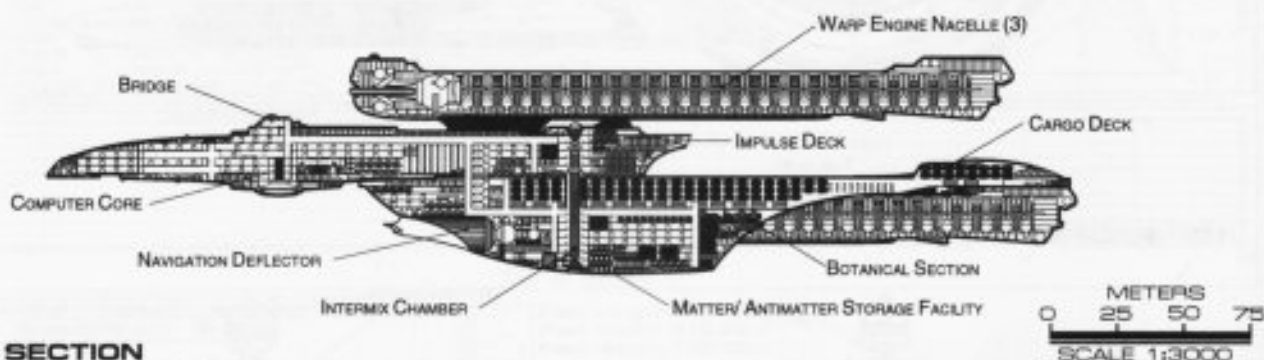


TACTICAL CRUISER


CURNOW CLASS



PORT PROFILE



CROSS SECTION



Statistics

Classification: Tactical Cruiser

Category: Cruiser

Class: Curnow

Type: Class 1

Model: MK-XXXVla

Naval Construction Contract: 7000B

Number Proposed: 75

Number Constructed: 69

Number in Service: 68

Number Lost: 1

Dimensions:

Overall Dimensions (Meters)

Length: 392.87 m

Width: 177.21 m

Height: 84.31 m

Primary Hull Dimensions (Meters)

Length: 245.66 m

Width: 177.21 m

Height: 30.71 m

Secondary Hull Dimensions (Meters)

Length: 271.79 m

Width: 66.60 m

Height: 43.93 m

Warp Unit Dimensions (Meters)

Length: 253.29 m

Width: 19.89 m

Height: 24.32 m

Displacement (Metric Tons)

Light: 444752 mt

Standard: 476501 mt

Full Load: 531928 mt

Performance: mt

Impulse Units: Dual Unit (IRF75T/8-IR)

Impulse Engine Output: 1.68E+14 W

Impulse Power Index: 1.44

Max Cruising: C

Acceleration Rate:

0.00-0.25 Impulse: 0.214 sec.

0.25-0.50 Impulse: 0.336 sec.

0.50-0.75 Impulse: 0.449 sec.

0.75-Full Impulse: 0.561 sec.

Warp Units: 2 Nacelle Units (SW104/2-10RT)

Warp Engine Output: 1.80E+16 W

Warp Power Index: 1.44

Optimum Speed: 5

Max. Safe Cruising: 7

Emergency Speed: 8.6

Max. Speed: 9.35

Destructive Speed: 9.6

Acceleration Power: 3

Acceleration Times:

Warp 1 - Warp 2: 0.140 sec.

Warp 2 - Warp 3: 0.224 sec.

Warp 3 - Warp 4: 0.847 sec.

Warp 4 - Warp 5: 1.217 sec.

Warp 5 - Warp 6: 1.301 sec.

Warp 6 - Warp 7: 1.406 sec.

Warp 7 - Warp 8: 1.805 sec.

Warp 8 - Warp 9: 2.582 sec.

Warp 9 - Warp 9.5: 5.737 sec.

Warp 9.5 - Warp 9.75: 6.846 sec.

Warp 9.75 - Warp 9.9: 13.782

Duration (Years)

Standard: 6 Years

Maximum: 24 Years

Std. Ships Complement: 1000

Officers: 160

Crew (Ensign Grade): 780

Troops: 60

Passengers: 148

Emergency condition: + 1383

Medical Facilities:

Doctors: 12

Nurses: 27

Operating Rooms: 9

Beds: 63

Laboratories: 34

Transporters Total: 34

1 Person: 0

2 Person: 0

6 Person: 10

12 Person: 0

22 Person: 10

Small Cargo: 7

Medium Cargo: 7

Large Cargo: 0

Super Cargo: 0

Brigs: 55

Replicators: 60

Tractor Beams:

Tow Capacity: 8.69E+06 mt

Max Range: 1.66E+05 km

Cargo Specification:

Standard Cargo Units: 1252

Cargo Capacity: 62600 mt

Shuttlecraft Specifications:

Docking Ports: 2

Shuttlecraft Bays Total: 2

Small Bay: 0

Medium Bay: 2

Large Bay: 0

Super Bay: 0

Shuttlecraft Standard: 76

Work Bees: 5

Travel Pods: 5

Aquatic Shuttle: 2

Light Shuttle: 2

Standard Shuttle: 16

Heavy Shuttle: 2

Cargo Shuttle: 2

Assault Shuttle: 8

Killer Bees: 7

Light Fighter: 10

Fighter: 10

Heavy Fighter: 7

Lifeboats: 93

Turbolift (8 person): 49

Lifeboat (10 person): 30

Lifeboat (20 person): 13

Lifeboat (30 person): 1

Cloaking Devices: 0

Sensor Index Values:

Planetary Survey: 1.6016

Stellar Survey: 1.3200

Short Range: 1.4560

Long Range: 1.2000

Navigation: 1.2158

Special: 2.6388

Computers: 2

Type: Daystrom Duotronic IV:p

Type: Daystrom Duotronic III:w

ECM Index: 1.21

Shield Rating:

Shield Index: 1.23

Holdoff Power: 1.38E+12 W

Refresh Rate: 3.92E+11 W

Breakdown Rate: 4.71E+11 W

Shield Dimensions (Meters)

Length: 589.31 m

Width: 265.82 m

Height: 126.47 m

Weapons:

Phaser Power Index: 1.000

Photon Power Index: 1.667

Vessel Power Index: 1.333

Weapon Placement:

Beam (Phasers) Total: 16 banks 2 each

Output: 7.50E+11 W / 3.7E11 W

Range: 4.10E+05 km

Rate of Fire: 40 ppm / Cont.

Forward Banks: 4

Rear Banks: 2

Port Banks: 4

Starboard Banks: 4

Upper Banks: 0

Lower Banks: 2

Beam (MegaPhasers) Total: 0

Output: N/A

Range: N/A

Rate of Fire: N/A

Forward/Rear Banks: 0

Port/Starboard Banks: 0

Upper/Lower Banks: 0

Torpedoes (Photon) Total: 4 Bays

Stock: 200

Range: 2.90E+05 km

Output: 10-55 Megatons

Rate of Fire: 15 spm

Forward Bay: 2

Rear Bay: 2

Port Bay: 0

Starboard Bay: 0

Upper Bay: 0

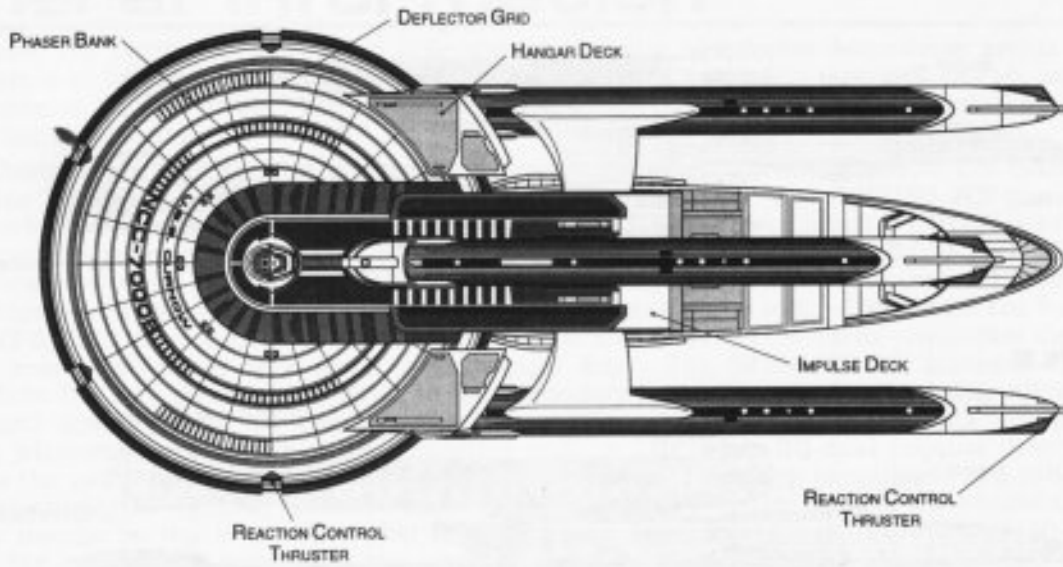
Lower Bay: 0

FEDERATION VESSEL

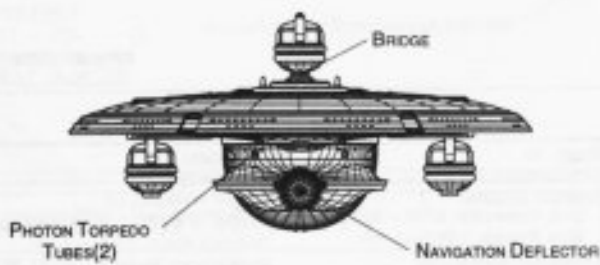
TACTICAL CRUISER



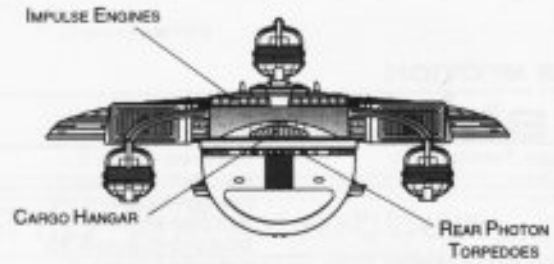
CURNOW CLASS



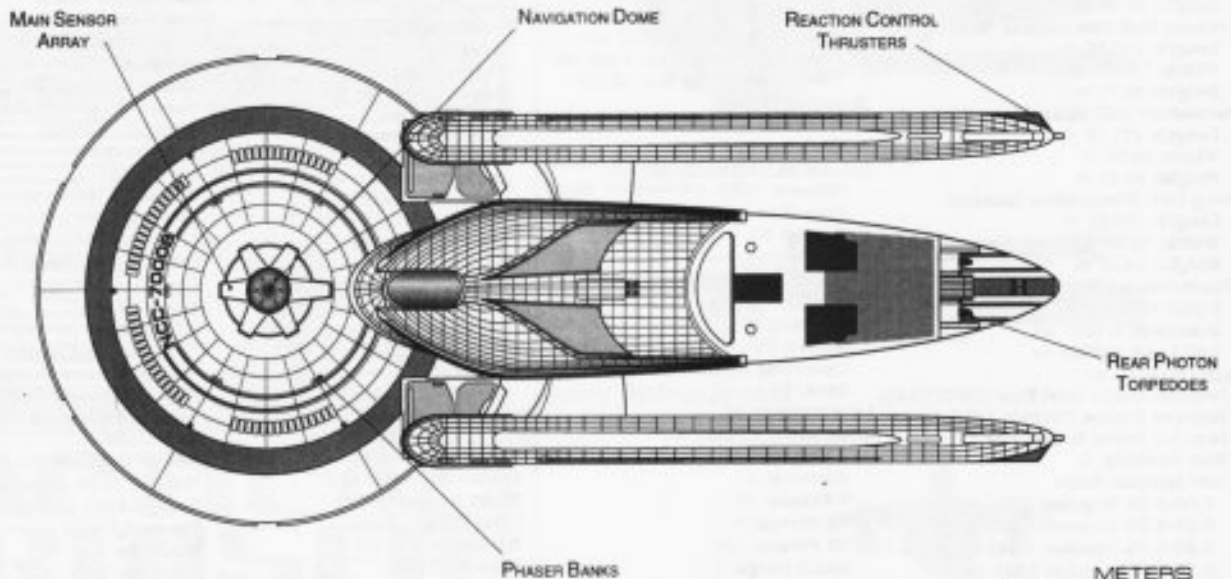
TOP PROFILE



FRONT PROFILE



REAR PROFILE



BOTTOM PROFILE



FEDERATION VESSEL



TACTICAL CRUISER

Ship Names

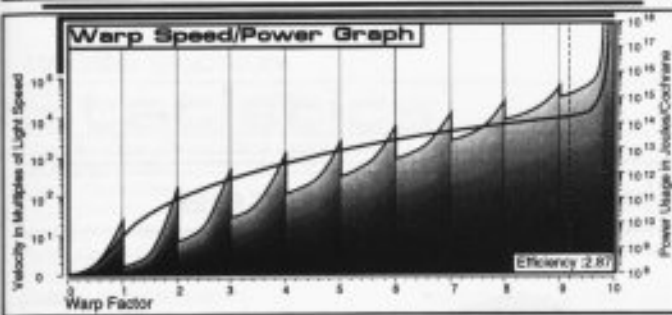

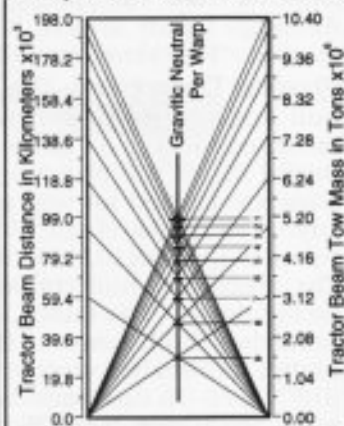
THE FOLLOWING SHIPS OF THE MK-XXXVI^{is} CLASS WERE AUTHORIZED BY THE AMENDED ARTICLES OF FEDERATION OF STARDATE 2287.12

- | | | |
|-------------------------|----------------------------|-------------------------|
| BATSON • NCC-7038B | HOCKENBERRY • NCC-7073B*** | OZDEMIR • NCC-7024B |
| BEJEARNO • NCC-7072B*** | HOEFFNER • NCC-7025B | PARKHURST • NCC-7011B |
| BILBERRY • NCC-7014B | HORNEFFER • NCC-7013B | PATRINOSTRO • NCC-7053B |
| BLACKMON • NCC-7054B | HRABACEK • NCC-7055B | PATTIKONDA • NCC-7033B |
| BLAKEMORE • NCC-7034B | HIDDLESTON • NCC-7035B | PIZZI • NCC-7061B |
| BRINKLEY • NCC-7060B | JIMENEZ • NCC-7062B | PLESSALA • NCC-7041B |
| BROCKETT • NCC-7042B | JOKISCHJONAS • NCC-7043B | POLUMBUS • NCC-7017B |
| BROSELOW • NCC-7016B | JUNO • NCC-7015B | POSADA • NCC-7058B |
| BRYAN • NCC-7057B | KELLEY • NCC-7059B | PUGH • NCC-7048B |
| BUSSEY • NCC-7049B | KIRLUK • NCC-7047B | QUINTEN • NCC-7012B |
| CARRUTH • NCC-7020B | LANEHART • NCC-7019B | RAUTBORT • NCC-7001B |
| CHESHER • NCC-7046B*** | LECHNER • NCC-7036B | RECTOR • NCC-7018B |
| COODY • NCC-7002B | LIGHTFOOT • NCC-7045B | RIKHER • NCC-7044B |
| COGAN • NCC-7010B | MAGIARELLO • NCC-7003B | ROXAS • NCC-7004B |
| CORNELISON • NCC-7029B | MADDUX • NCC-7009B | RUGGIERO • NCC-7028B |
| CURNOW • NCC-7000B | MALAKOFF • NCC-7027B | RYLANT • NCC-7026B |
| DOMINY • NCC-7070B*** | MCCARTIE • NCC-7071B*** | SHERWOOD • NCC-7069B*** |
| EWALT • NCC-7030B | MCMENEE • NCC-7031B | STEPHENSON • NCC-7032B |
| FLEWELLEN • NCC-7065B | MENCHACA • NCC-7064B | SUPPIPAT • NCC-7063B |
| FOFECA • NCC-7023B | MENJARES • NCC-7022B | TANNOUS • NCC-7021B*** |
| FORBUS • NCC-7056B | MERZ • NCC-7050B | TAYAG • NCC-7052B*** |
| FORSYTHE • NCC-7051B | MINGHELLA • NCC-7005B** | TRAN • NCC-7007B*** |
| GARLOCK • NCC-7006B | MORPHIS • NCC-7056B | WAGMAN • NCC-7058B*** |
| GRANTHAM • NCC-7067B | ONARATO • NCC-7040B | YERBY • NCC-7039B*** |
| HIGHBERG • NCC-7037B | OVALLE • NCC-7074B*** | ZUKOWSKI • NCC-7029B*** |

***CLASS SHIP. **LOST IN THE LINE OF DUTY. ***PROPOSED. ALL NAMES PRECEDED WITH U.S.S.

Tractor Beam Specifications


Primary Tractor Beam Load Calculator



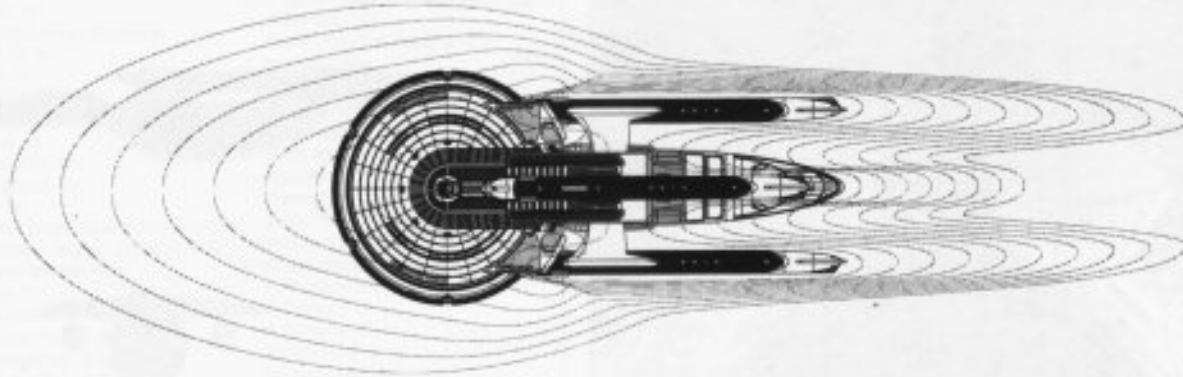
Field Length 887.88m
Field Width 278.39m
Field Height 120.62m



Front Warp Field Profile
Cross Section Area 21121.50 m²



Port Warp Field Profile
Cross Section Area 82563.48 m²



Top Warp Field Profile
Cross Section Area 165564.68 m²

WARP FIELDS

THROUGH DECK CRUISER



CLEMENCEAU CLASS


General Information

Specific Role: The Through Deck Cruiser carries six complete fighter wings and several other assault craft. Although lightly armed, it's support craft can handle planetary assault, system defense and ship to ship combat. This vessel usually patrols treaty boundaries and shipping lanes.

Physical Description: The (BS20/C-N8) bridge is centered on top of the (PH310/C-C5) extended primary hull and the (DN8/6N) navigational dome is centered underneath. five (BP2/60-2C) phaser banks are mounted radially on the top and bottom of the primary hull. A two piece integral (DU/200-44F) connecting dorsal mates the primary hull to the (SH310/C-F4U) secondary hull. two (PB2/50-20G) photon torpedo bays are located for and aft and two (BP2/60-2C) phaser banks are located above and below the hangar bay. two banks of (BP1/30-2C) phasers are mounted underneath as well. Between the forward photon tubes is the (DN10/A18) main navigation deflector. Just above the rear photon bay is a large cargo bay. The secondary hull contains a unique multilevel fighter bay with doors on all four sides and one door facing down. The (M80/28-4E) intermix chamber runs vertically from the deflection crystal down to the secondary hull, however the core can be jettisoned through the deflection crystal in an emergency. The matter/antimatter storage tanks are positioned for emergency jettisoning at the rear of the primary hull. A (IRF70E/8-IR) dual impulse unit located on the rear of the primary hull provides sub-light propulsion. For warp propulsion two (SW104/2-12RU) nacelles are supported by (DU/70-12D) support pylons mounted to the back of the secondary hull. In the event of an emergency the primary and secondary hulls can separate; each being able to carry the ships full compliment. Once separated the primary hull can maneuver on impulse power for extended periods of time.


Class Emblem

CLEMENCEAU CLASS
THROUGH DECK CRUISER



Ship Silhouettes

Total Target Area 64319.51 m²



Top Silhouette

Area 44186.87 m²



Port Silhouette

Area 14422.12 m²



Front Silhouette

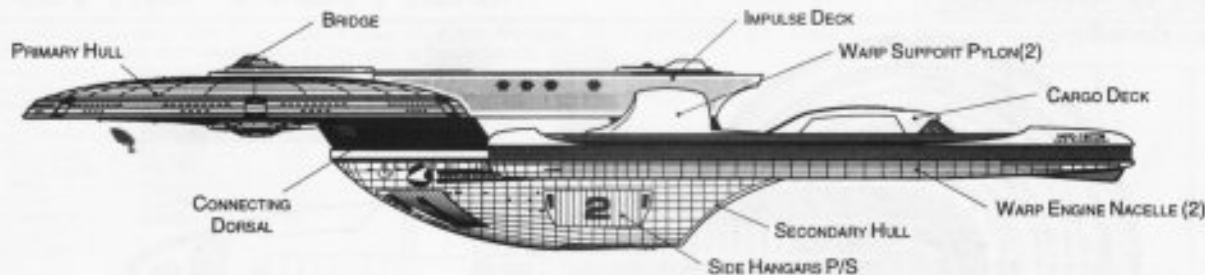
Area 5719.52 m²

FEDERATION VESSEL

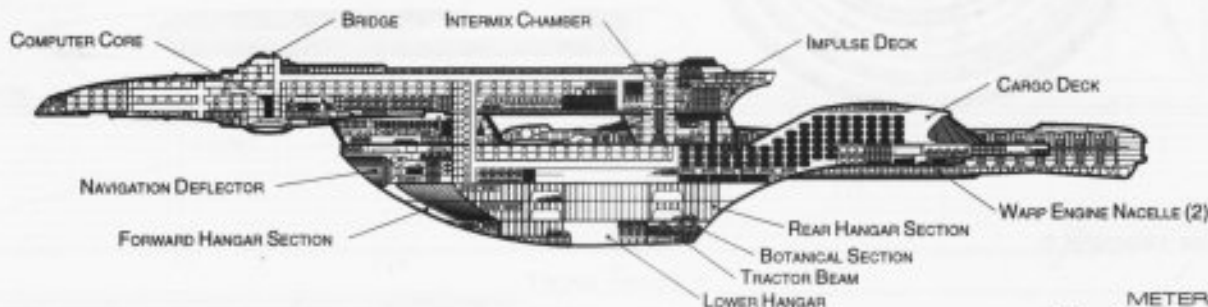


THROUGH DECK CRUISER

CLEMENCEAU CLASS



PORT PROFILE



CROSS SECTION

Statistics

Classification: Through Deck Cruiser

Category: Carrier

Class: Clemenceau

Type: Class 1

Model: MK-XXIIa

Naval Construction Contract: 1977B

Number Proposed: 35

Number Constructed: 35

Number in Service: 34

Number Lost: 1

Dimensions:

Overall Dimensions (Meters)

Length: 424.66 m

Width: 177.21 m

Height: 73.81 m

Primary Hull Dimensions (Meters)

Length: 287.51 m

Width: 177.21 m

Height: 30.71 m

Secondary Hull Dimensions (Meters)

Length: 270.74 m

Width: 59.85 m

Height: 54.27 m

Warp Unit Dimensions (Meters)

Length: 247.08 m

Width: 17.70 m

Height: 20.33 m

Displacement (Metric Tons)

Light: 416910 mt

Standard: 448671 mt

Full Load: 498628 mt

Performance: mt

Impulse Units: Dual Unit (IRF70E/B-IR)

Impulse Engine Output: 1.64E+14 W

Impulse Power Index: 0.88

Max Cruising: C

Acceleration Rate:

0.00-0.25 Impulse: 0.205 sec.

0.25-0.50 Impulse: 0.323 sec.

0.50-0.75 Impulse: 0.431 sec.

0.75-Full Impulse: 0.539 sec.

Warp Units: 2 Nacelle Units (SW104/2-12RU)

Warp Engine Output: 1.04E+16 W

Warp Power Index: 0.88

Optimum Speed: 5

Max. Safe Cruising: 7

Emergency Speed: 8.3

Max. Speed: 9.15

Destructive Speed: 9.35

Acceleration Power: 3

Acceleration Times:

Warp 1 - Warp 2: 0.227 sec.

Warp 2 - Warp 3: 0.364 sec.

Warp 3 - Warp 4: 1.375 sec.

Warp 4 - Warp 5: 1.978 sec.

Warp 5 - Warp 6: 2.114 sec.

Warp 6 - Warp 7: 2.285 sec.

Warp 7 - Warp 8: 2.933 sec.

Warp 8 - Warp 9: 4.195 sec.

Warp 9 - Warp 9.5: 9.321 sec.

Warp 9.5 - Warp 9.75: 10.799 sec.

Warp 9.75 - Warp 9.9: 22.393

Duration (Years)

Standard: 6 Years

Maximum: 24 Years

Std. Ships Complement: 1052

Officers: 168

Crew (Ensign Grade): 819

Troops: 65

Passengers: 128

Emergency condition: + 1417

Medical Facilities:

Doctors: 12

Nurses: 27

Operating Rooms: 9

Beds: 63

Laboratories: 18

Transporters Total: 27

1 Person: 0

2 Person: 0

6 Person: 10

12 Person: 0

22 Person: 10

Small Cargo: 4

Medium Cargo: 3

Large Cargo: 0

Super Cargo: 0

Brigs: 41

Replicators: 34

Tractor Beams:

Tow Capacity: 6.19E+06 mt

Max Range: 7.72E+04 km

Cargo Specification:

Standard Cargo Units: 938

Cargo Capacity: 46900 mt

Shuttlecraft Specifications:

Docking Ports: 8

Shuttlecraft Bays Total: 3

Small Bay: 1

Medium Bay: 0

Large Bay: 2

Super Bay: 0

Shuttlecraft Standard: 129

Work Bees: 6

Travel Pods: 7

Aquatic Shuttle: 5

Light Shuttle: 4

Standard Shuttle: 26

Heavy Shuttle: 5

Cargo Shuttle: 4

Assault Shuttle: 18

Killer Bees: 14

Light Fighter: 14

Fighter: 14

Heavy Fighter: 12

Lifeboats: 65

Turbolift (8 person): 31

Lifeboat (10 person): 23

Lifeboat (20 person): 10

Lifeboat (30 person): 1

Cloaking Devices: 0

Sensor Index Values:

Planetary Survey: 0.9670

Stellar Survey: 0.8608

Short Range: 0.9834

Long Range: 0.8754

Navigation: 1.1198

Special: 1.9397

Computers: 2

Type: Daystrom Duotronic IV:x

Type: Daystrom Duotronic III:b

ECM Index: 1.12

Shield Rating:

Shield Index: 1.60

Holdoff Power: 1.80E+12 W

Refresh Rate: 5.11E+11 W

Breakdown Rate: 6.13E+11 W

Shield Dimensions (Meters)

Length: 636.99 m

Width: 265.82 m

Height: 110.72 m

Weapons:

Phaser Power Index: 1.000

Photon Power Index: 0.667

Vessel Power Index: 0.833

Weapon Placement:

Beam (Phasers) Total: 16 banks 2 each

Output: 7.50E+11 W / 3.7E11 W

Range: 4.10E+05 km

Rate of Fire: 40 ppm / Cont.

Forward Banks: 4

Rear Banks: 2

Port Banks: 4

Starboard Banks: 4

Upper Banks: 0

Lower Banks: 2

Beam (MegaPhasers) Total: 0

Output: N/A

Range: N/A

Rate of Fire: N/A

Forward/Rear Banks: 0

Port/Starboard Banks: 0

Upper/Lower Banks: 0

Torpedoes (Photon) Total: 4 Bays

Stock: 80

Range: 2.90E+05 km

Output: 10-55 Megatons

Rate of Fire: 15 spm

Forward Bay: 2

Rear Bay: 2

Port Bay: 0

Starboard Bay: 0

Upper Bay: 0

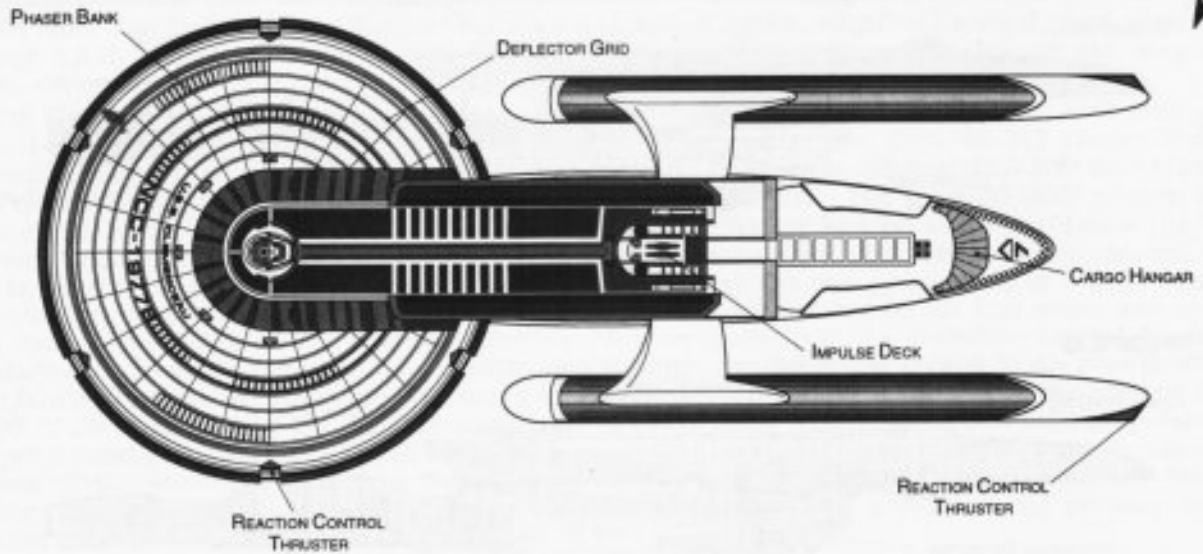
Lower Bay: 0

FEDERATION VESSEL

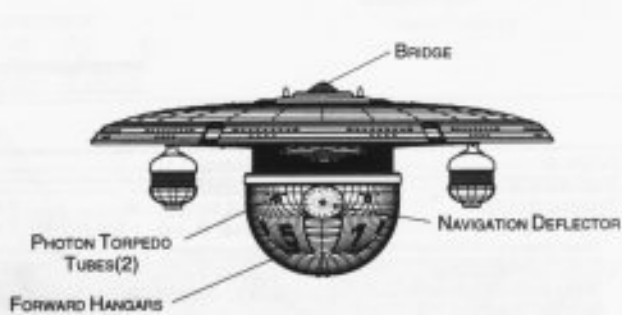
THROUGH DECK CRUISER



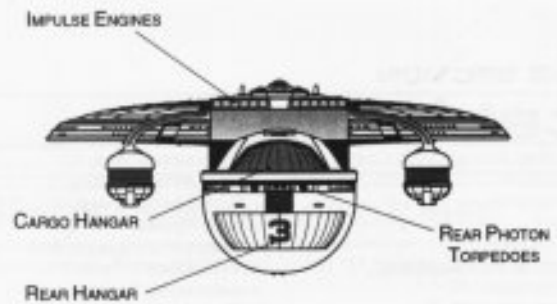
CLEMENCEAU CLASS



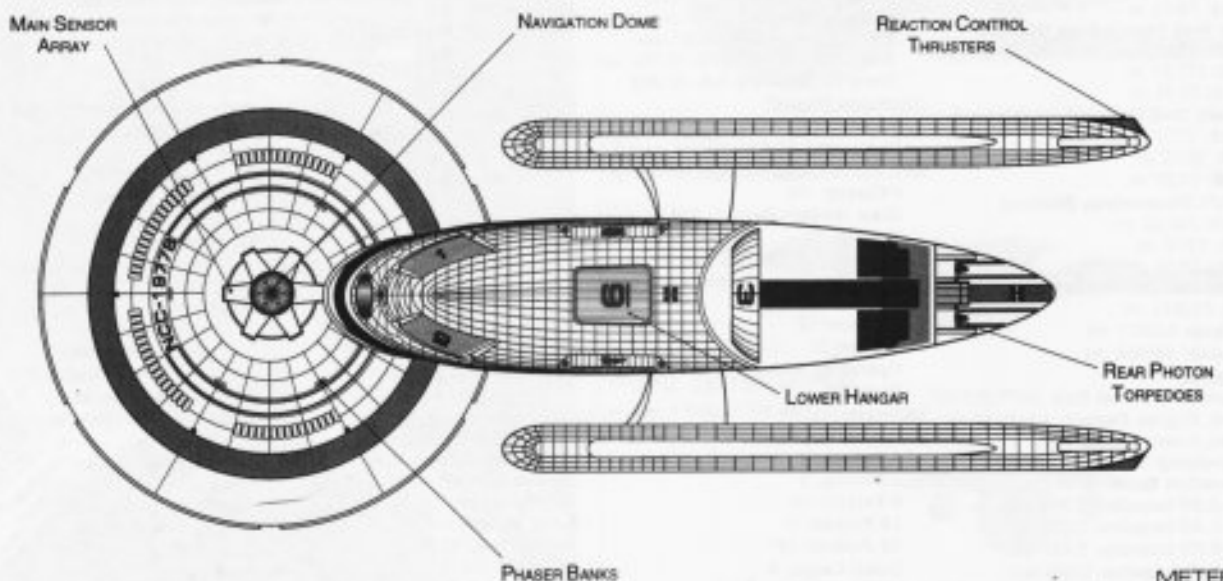
TOP PROFILE




FRONT PROFILE



REAR PROFILE



BOTTOM PROFILE



FEDERATION VESSEL



THROUGH DECK CRUISER

Ship Names

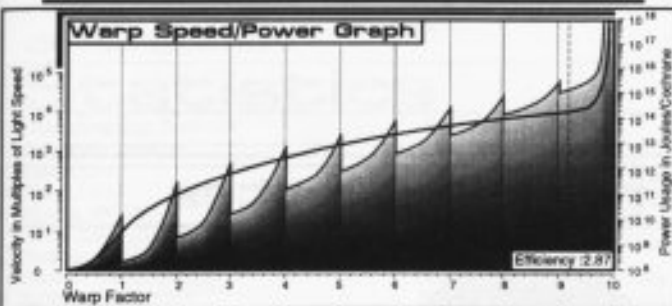

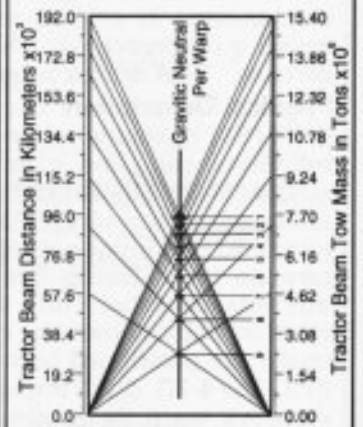
THE FOLLOWING SHIPS OF THE MK-XXII^a CLASS WERE AUTHORIZED BY THE AMENDED ARTICLES OF FEDERATION OF STARDATE 2288.1

- | | |
|-------------------------------------|---------------------|
| BENNINGTON • NCC-1978B | RUSSELL • NCC-1974B |
| CARLAT • NCC-1971B | SCETO • NCC-1955B |
| CHELSEA • NCC-1969B | SMARTT • NCC-1967B |
| CLEMENCEAU • NCC-1977B ¹ | SOLTER • NCC-1973B |
| CORONADO • NCC-1975B | TARINA • NCC-1983B |
| DAUPHINAIS • NCC-1952B | UELLER • NCC-1984B |
| DEVONSHIRE • NCC-1979B | WINDSOR • NCC-1956B |
| DRAGO • NCC-1970B | YOUNG • NCC-1965B |
| EBREW • NCC-1981B | YOURICH • NCC-1959B |
| ESCRIBA • NCC-1960B | ZABELL • NCC-1958B |
| FORBUS • NCC-1962B ² | |
| KATARINA • NCC-1953B | |
| KIEV • NCC-1980B | |
| KINCAID • NCC-1964B | |
| KINNEBREW • NCC-1951B | |
| KRILE • NCC-1972B | |
| LABRYNTH • NCC-1968B | |
| LAWTON • NCC-1961B | |
| LECHNER • NCC-1963B | |
| MUELLER • NCC-1954B | |
| ORISKANY • NCC-1976B | |
| PHINAIS • NCC-1982B | |
| PRUITT • NCC-1950B | |
| QUINTEN • NCC-1957B | |
| RITHMIRE • NCC-1958B | |


¹CLASS SHIP. ²LOST IN THE LINE OF DUTY. ³PROPOSED. ALL NAMES PRECEDED WITH U.S.S.

Tractor Beam Specifications


Primary Tractor Beam Load Calculator



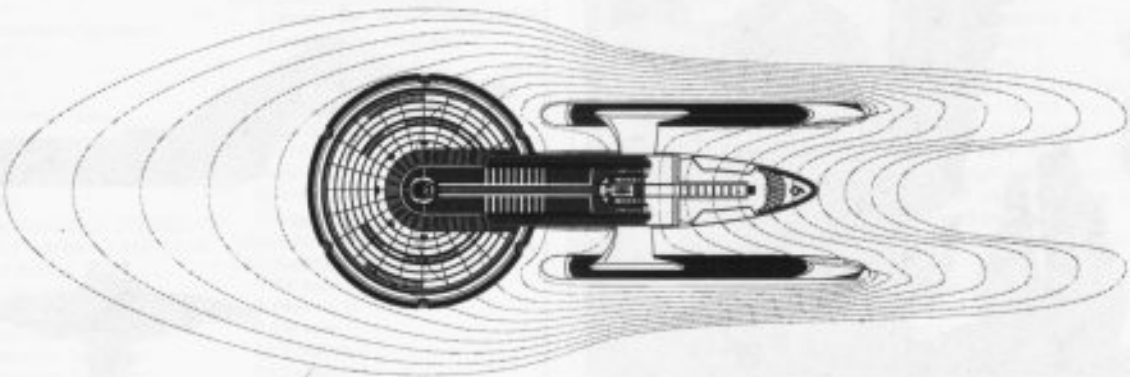
Field Length 855.11m
Field Width 275.34m
Field Height 122.75m



Front Warp Field Profile
Cross Section Area 22328.02 m²



Port Warp Field Profile
Cross Section Area 78741.13 m²



Top Warp Field Profile
Cross Section Area 163267.58 m²

WARP FIELDS

DESTROYER



General Information

Specific Role: The Loki class destroyer, with a small silhouette, is an effective fighting ship. The combination of several mega-phasers coupled with a high density dual warp engine system make this vessel quite ferocious. During military operations the Destroyer is used for point assault and hit and run defense. This design is based on the Joshua Class Command Cruiser.

Physical Description: The (BS18/C-D8) bridge is centered on top of the (PH250/D-L5) primary hull and the (DN8/6N) navigational dome is centered underneath. The vessel is equipped with additional sensors, hull reinforcements and a medium hangar deck facing to the rear. three (BP2/60-2C) phaser banks are mounted radially on the top and bottom of the primary hull. A pair of (MP2/60-2G) mega-phasers are mounted on top of the hangar bay and one is mounted on the rear of warp nacelle. The primary hull is joined to the unique dual warp nacelle by a (DU/80-36D) connecting dorsal. Two (PB2/50-20G) photon torpedo bays, facing fore and aft, are located at the base of the connecting dorsal. The (M70/26-4E) intermix chamber runs vertically from the deflection crystal down to the dual warp nacelle where an ejection plate allows the core to be jettisoned downward in an emergency. The matter/antimatter storage tanks are positioned between the field coils for emergency jettisoning. To the rear of the primary hull are (IP212E/4-IT) dual impulse units which are used for auxiliary power and sub-light propulsion. The vessels's warp fields are generated by A (SW64/1-4RU) dual inline warp nacelles. In the event of an emergency the primary hull can separate from the warp nacelle section. Once separated the primary hull can maneuver on impulse power for extended periods of time.

Class Emblem



Ship Silhouettes

Total Target Area 39195.39 m²



Top Silhouette

Area 25140.56 m²



Port Silhouette

Area 10048.81 m²



Front Silhouette

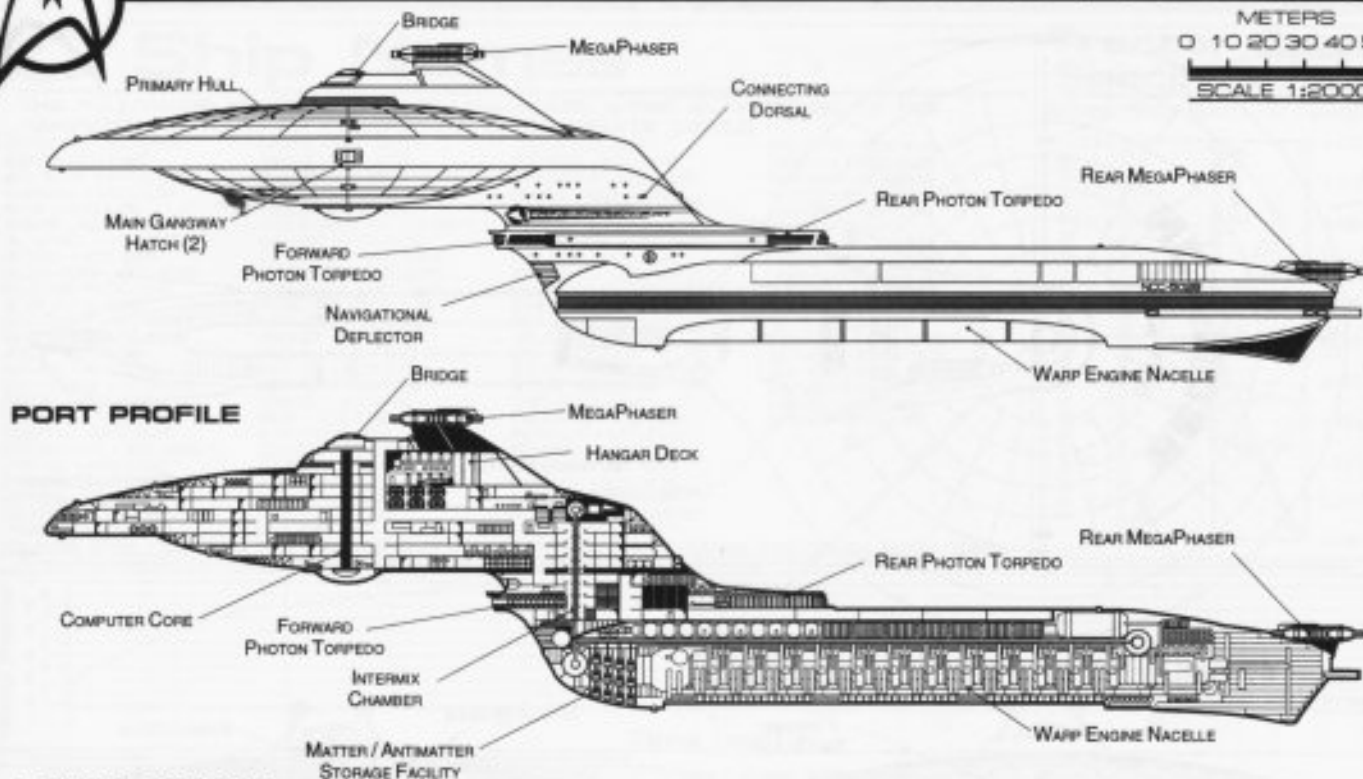
Area 4006.22 m²



DESTROYER

LOKI CLASS

METERS
0 10 20 30 40 50
SCALE 1:2000



PORT PROFILE

CROSS SECTION

Statistics

Classification: Destroyer

Category: Destroyer

Class: Loki

Type: Class1

Model: MK-VIIa

Naval Construction Contract: 502B

Number Proposed: 93

Number Constructed: 74

Number in Service: 71

Number Lost: 3

Dimensions:

Overall Dimensions (Meters)

Length: 349.20 m

Width: 159.20 m

Height: 83.30 m

Primary Hull Dimensions (Meters)

Length: 170.82 m

Width: 159.20 m

Height: 39.26 m

Secondary Hull Dimensions (Meters)

Length: N/A m

Width: N/A m

Height: N/A m

Warp Unit Dimensions (Meters)

Length: 213.82 m

Width: 35.82 m

Height: 28.10 m

Displacement (Metric Tons)

Light: 232576 mt

Standard: 249179 mt

Full Load: 278163 mt

Performance: mt

Impulse Units: Dual Unit (IP212E/4-IT)

Impulse Engine Output: 1.64E+14 W

Impulse Power Index: 1.39

Max Cruising: C

Acceleration Rate:

0.00-0.25 Impulse: 0.114 sec.

0.25-0.50 Impulse: 0.180 sec.

0.50-0.75 Impulse: 0.240 sec.

0.75-Full Impulse: 0.301 sec.

Warp Units: Nacelle Units (SW64/1-4RU)

Warp Engine Output: 9.07E+15 W

Warp Power Index: 1.39

Optimum Speed: 5

Max. Safe Cruising: 7

Emergency Speed: 8.45

Max. Speed: 9.2

Destructive Speed: 9.45

Acceleration Power: 3

Acceleration Times:

Warp 1 - Warp 2: 0.145 sec.

Warp 2 - Warp 3: 0.232 sec.

Warp 3 - Warp 4: 0.877 sec.

Warp 4 - Warp 5: 1.261 sec.

Warp 5 - Warp 6: 1.348 sec.

Warp 6 - Warp 7: 1.457 sec.

Warp 7 - Warp 8: 1.870 sec.

Warp 8 - Warp 9: 2.674 sec.

Warp 9 - Warp 9.5: 5.943 sec.

Warp 9.5 - Warp 9.75: 6.885 sec.

Warp 9.75 - Warp 9.9: 14.277

Duration (Years)

Standard: 5 Years

Maximum: 20 Years

Std. Ships Complement: 550

Officers: 90

Crew (Ensign Grade): 440

Troops: 20

Passengers: 57

Emergency condition: + 746

Medical Facilities:

Doctors: 6

Nurses: 14

Operating Rooms: 5

Beds: 32

Laboratories: 10

Transporters Total: 13

1 Person: 0

2 Person: 0

6 Person: 5

12 Person: 0

22 Person: 5

Small Cargo: 2

Medium Cargo: 1

Large Cargo: 0

Super Cargo: 0

Brigs: 27

Replicators: 19

Tractor Beams:

Tow Capacity: 4.25E+06 mt

Max Range: 1.06E+05 km

Cargo Specification:

Standard Cargo Units: 316

Cargo Capacity: 15800 mt

Shuttlecraft Specifications:

Docking Ports: 3

Shuttlecraft Bays Total: 1

Small Bay: 0

Medium Bay: 1

Large Bay: 0

Super Bay: 0

Shuttlecraft Standard: 32

Work Bees: 2

Travel Pods: 2

Aquatic Shuttle: 1

Light Shuttle: 1

Standard Shuttle: 8

Heavy Shuttle: 1

Cargo Shuttle: 1

Assault Shuttle: 2

Killer Bees: 3

Light Fighter: 4

Fighter: 4

Heavy Fighter: 3

Lifeboats: 50

Turbolift (8 person): 26

Lifeboat (10 person): 16

Lifeboat (20 person): 7

Lifeboat (30 person): 1

Cloaking Devices: 0

Sensor Index Values:

Planetary Survey: 1.3135

Stellar Survey: 1.1084

Short Range: 1.3325

Long Range: 1.1245

Navigation: 1.3082

Special: 1.8333

Computers: 2

Type: Daystrom Duotronic IV:o

Type: Daystrom Duotronic III:w

ECM Index: 1.19

Shield Rating:

Shield Index: 0.75

Holdoff Power: 8.39E+11 W

Refresh Rate: 2.39E+11 W

Breakdown Rate: 2.86E+11 W

Shield Dimensions (Meters)

Length: 523.80 m

Width: 238.80 m

Height: 124.95 m

Weapons:

Phaser Power Index: 1.000

Photon Power Index: 0.729

Vessel Power Index: 0.865

Weapon Placement:

Beam (Phasers) Total: 6 banks 2 each

Output: 7.50E+11 W / 3.7E11 W

Range: 4.10E+05 km

Rate of Fire: 40 ppm / Cont.

Forward Banks: 2

Rear Banks: 0

Port Banks: 2

Starboard Banks: 2

Upper Banks: 0

Lower Banks: 0

Beam (MegaPhasers) Total: 2.5

Output: 3.00E+12 W / 1.5E12 W

Range: 1.50E+06 km

Rate of Fire: 20 ppm / Cont.

Forward/Rear Banks: 2.5

Port/Starboard Banks: 0

Upper/Lower Banks: 0

Torpedoes (Photon) Total: 5 Bays

Stock: 100

Range: 2.90E+05 km

Output: 10-55 Megatons

Rate of Fire: 15 spm

Forward Bay: 3

Rear Bay: 2

Port Bay: 0

Starboard Bay: 0

Upper Bay: 0

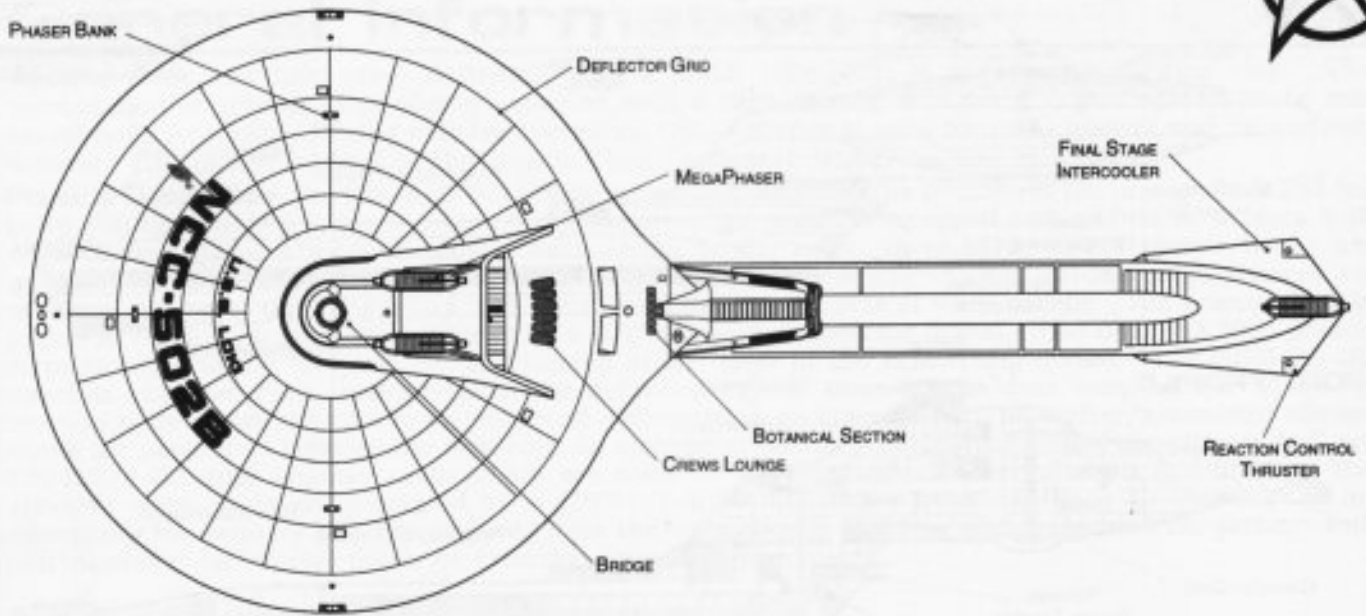
Lower Bay: 0

FEDERATION VESSEL

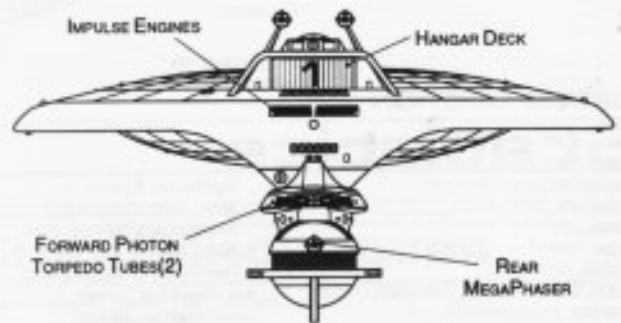
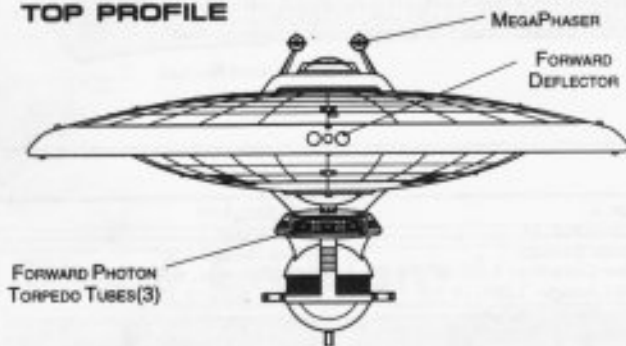
DESTROYER



LOKI CLASS

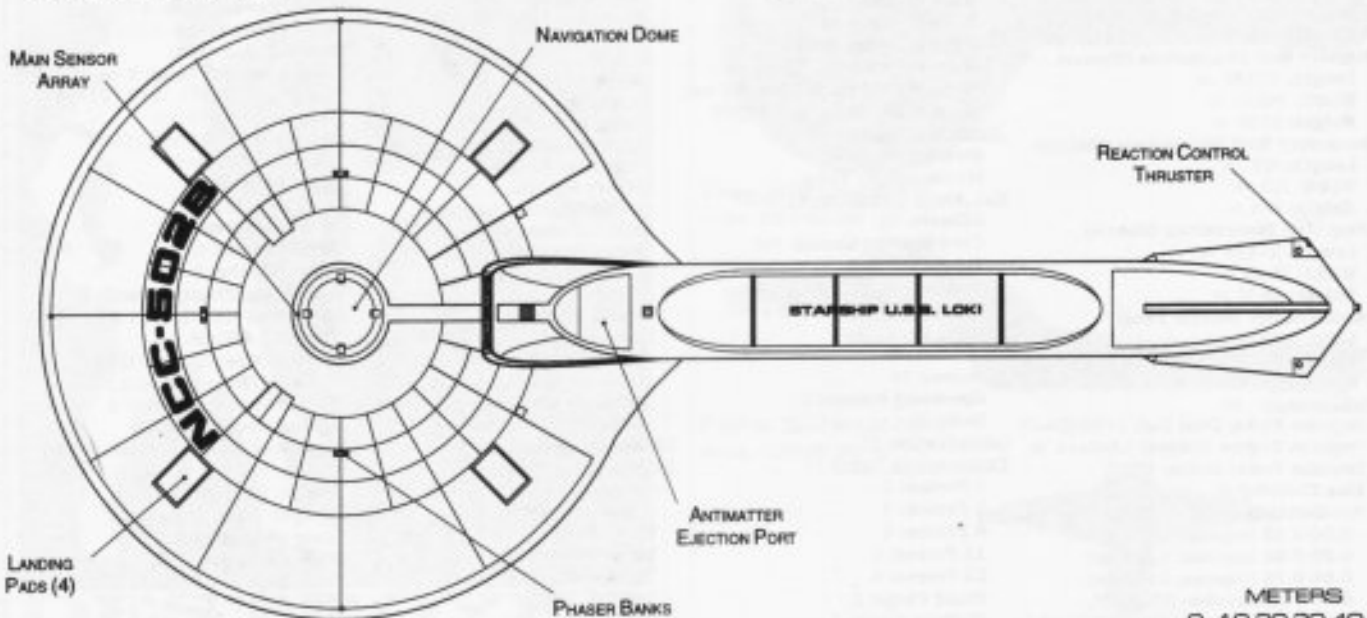


TOP PROFILE



FRONT PROFILE

REAR PROFILE



BOTTOM PROFILE

METERS
0 10 20 30 40 50
SCALE 1:2000

FEDERATION VESSEL



DESTROYER

Ship Names

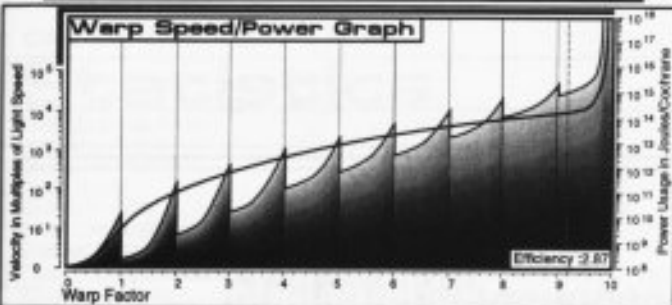

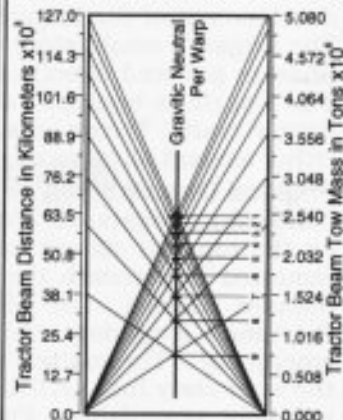
THE FOLLOWING SHIPS OF THE MK-VIII CLASS WERE AUTHORIZED BY THE AMENDED ARTICLES OF FEDERATION OF STARDATE 2285.5

- | | | | |
|-------------------------|--------------------------|-------------------------|------------------------|
| ACHILLES • NCC-551B | DRAKE • NCC-541B | LOKI • NCC-502B* | SALADAN • NCC-600B |
| ADAM • NCC-515B | DRAKE • NCC-573B | LUCIFER • NCC-521B | SAMSON • NCC-543B |
| ADU BEKR • NCC-548B | EL CID • NCC-534B | LYSANDER • NCC-540B | SARGON • NCC-504B |
| AHRIMAN • NCC-513B | ESCH • NCC-583B*** | MAHLY • NCC-567B | SCIPIO • NCC-553B |
| AJAX • NCC-547B | ETHEL • NCC-509B | MARS • NCC-525B | SHAITAN • NCC-519B |
| AKBAR • NCC-548B | FITZGERALD • NCC-585B*** | MARTEL • NCC-554B | SIVA • NCC-520B |
| AL MAHDI • NCC-545B | GAUGHT • NCC-581B*** | MCWHIRTER • NCC-566B | STRONG • NCC-559B |
| ALARIC • NCC-503B | GERANIMO • NCC-535B | MOLCK • NCC-522B** | SULEIMAN • NCC-508B |
| ALEXANDER • NCC-511B | GUANADA • NCC-556B | MORRISON • NCC-588B*** | TAMERLANE • NCC-510B** |
| ALLEYNE • NCC-557B | HAGGERTY • NCC-569B | MURREL • NCC-575B*** | THESEUS • NCC-552B |
| ALVA • NCC-531B | HAMILCAR • NCC-518B | NASPYPANY • NCC-591B*** | THOMASON • NCC-565B |
| ALVARADO • NCC-537B | HANNIBAL • NCC-512B | NEAL • NCC-592B*** | TIPPS • NCC-574B*** |
| APPOLLYN • NCC-642B | HARLEY • NCC-561B | NELSON • NCC-546B | TREHLOW • NCC-578B*** |
| ARES • NCC-524B | HASHISHIYUN • NCC-516B | NEY • NCC-538B | TUCKER • NCC-577B*** |
| AZRAEL • NCC-517B | HATHOR • NCC-523B | NIETO • NCC-584B*** | TYR • NCC-526B |
| BROOKINGS • NCC-562B | HEKTOR • NCC-539B | NIXON • NCC-570B | WAYLANDER • NCC-580B** |
| CIMON • NCC-555B | HUMES • NCC-572B | ORR • NCC-590B*** | WILKES • NCC-580B |
| CLAXTON • NCC-571B | IBLIS • NCC-528B | PACKARD • NCC-569B | XERXES • NCC-505B |
| COCHISE • NCC-530B | IVAN • NCC-550B | PERSEUS • NCC-544B | |
| COLEBAUGH • NCC-586B*** | JENGHIZ • NCC-501B | POMPEY • NCC-606B | |
| CORTEZ • NCC-536B** | JOYNER • NCC-564B | PONTIAC • NCC-532B | |
| DANLEY • NCC-576B*** | JUGURTHA • NCC-527B | QUIGLEY • NCC-563B | |
| DARIUS • NCC-529B | KUBLAI • NCC-507B | RAHMAN • NCC-514B | |
| DE RUYTER • NCC-538B | LANE • NCC-589B*** | ROBBINER • NCC-587B*** | |
| DIEKMAN • NCC-558B | LEBLANC • NCC-579B*** | RUSAK • NCC-582B*** | |

*CLASS SHIP. **LOST IN THE LINE OF DUTY. ***PROPOSED. ALL NAMES PRECEDED WITH U.S.S.

Tractor Beam Specifications

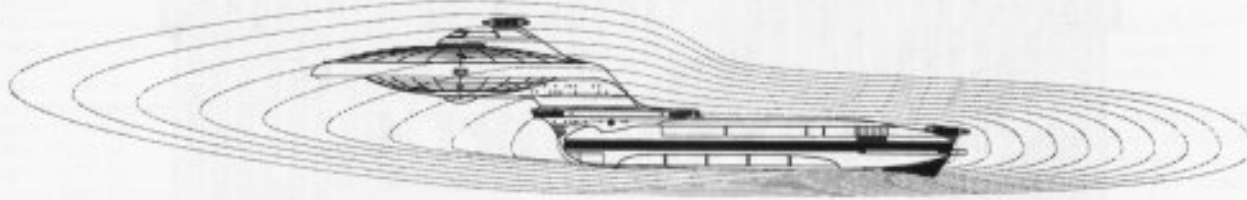
Primary Tractor Beam Load Calculator



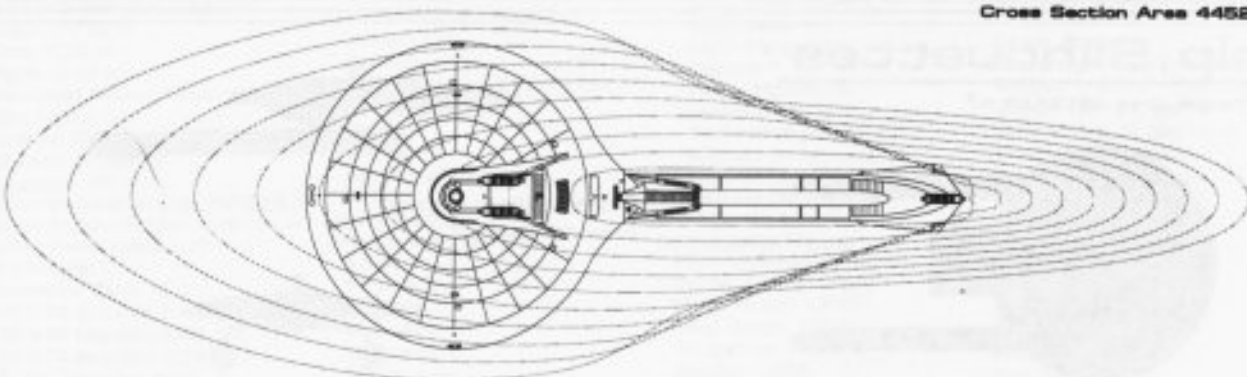
Field Length 859.46m
Field Width 190.84m
Field Height 101.78m



Front Warp Field Profile
Cross Section Area 15210.32 m²



Port Warp Field Profile
Cross Section Area 44526.61 m²



Top Warp Field Profile
Cross Section Area 78698.84 m²

WARP FIELDS

SRM3 04:02:08:04

LOKI CLASS

FEDERATION VESSEL

FRIGATE



General Information

Specific Role: Exhaustive research of Federation involvement in peace-keeping duties led to the development of the Frigate, a fighting ship primarily used to transport troops and fighter craft into battle. The Frigate's small, stout package presents minimal silhouette target area to enemy vessels. Three Mega-phasers powered directly off of the intermix chamber provide this vessel with destroyer-strength fire power. The Frigate is equipped with a medium hangar bay designed to launch and maintain two full wings of fighter craft. Troops, doubling as relief maintenance crew, are carried aboard at all times and can use either assault shuttles or combat transporters to reach planetary engagements.


Physical Description: The (BS20/C-F8) bridge is centered on top of the (PH290/C-L5) primary hull and the (DN8/6N) navigational dome is centered underneath. five (BP2/60-2C) phaser banks are mounted radially on the top and six are mounted on bottom of the primary hull. A (PB2/50-20G) photon torpedo bay is mounted underneath the front of the hull. A large hangar bay extends from the rear underneath the impulse engines. The (M80/26-4E) intermix chamber runs vertically from the deflection crystal down to the small secondary hull where an ejection plate allows the core to be jettisoned downward in an emergency. The matter/antimatter storage tanks are positioned for emergency jettisoning at the rear of the secondary hull. A (IRF70E/8-IR) dual impulse unit is located on the rear of the primary hull to provide sub-light propulsion. For warp propulsion two (SW104/2-12RU) nacelles are mounted on (DU/60-9F) support pylons underneath the rear of the hull. In the event of an emergency the warp nacelles and pylons can be jettisoned. Once separated the primary hull can maneuver on impulse power for extended periods of time.

Class Emblem



Ship Silhouettes

Total Target Area 48134.88 m²



Top Silhouette
Area 32888.48 m²



Port Silhouette
Area 9509.23 m²



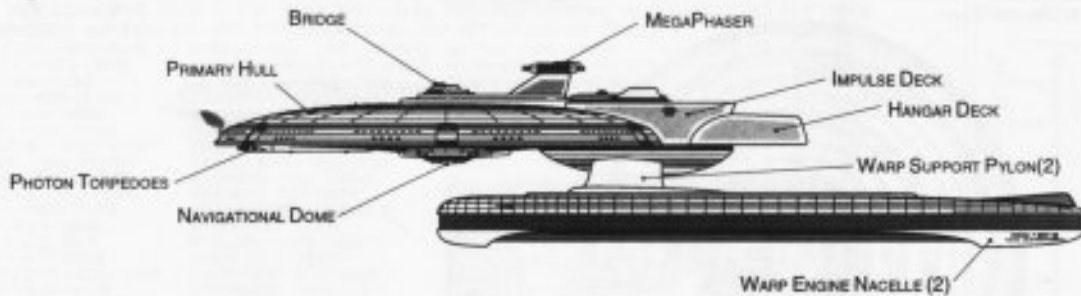
Front Silhouette
Area 3937.27 m²



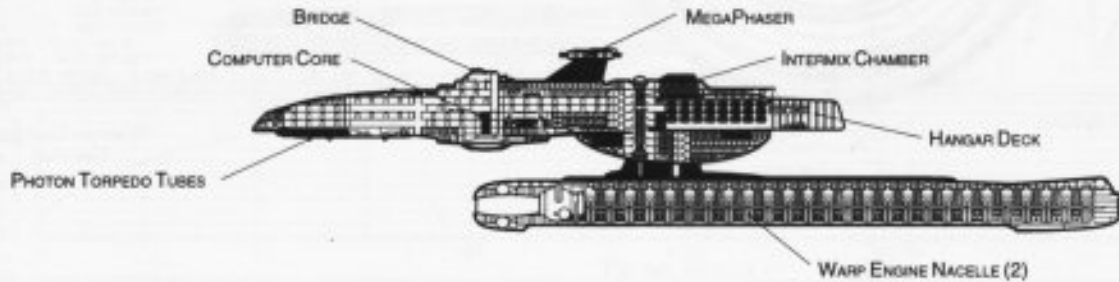
FRIGATE

LEAVENWORTH CLASS

FEDERATION VESSEL



PORT PROFILE



CROSS SECTION



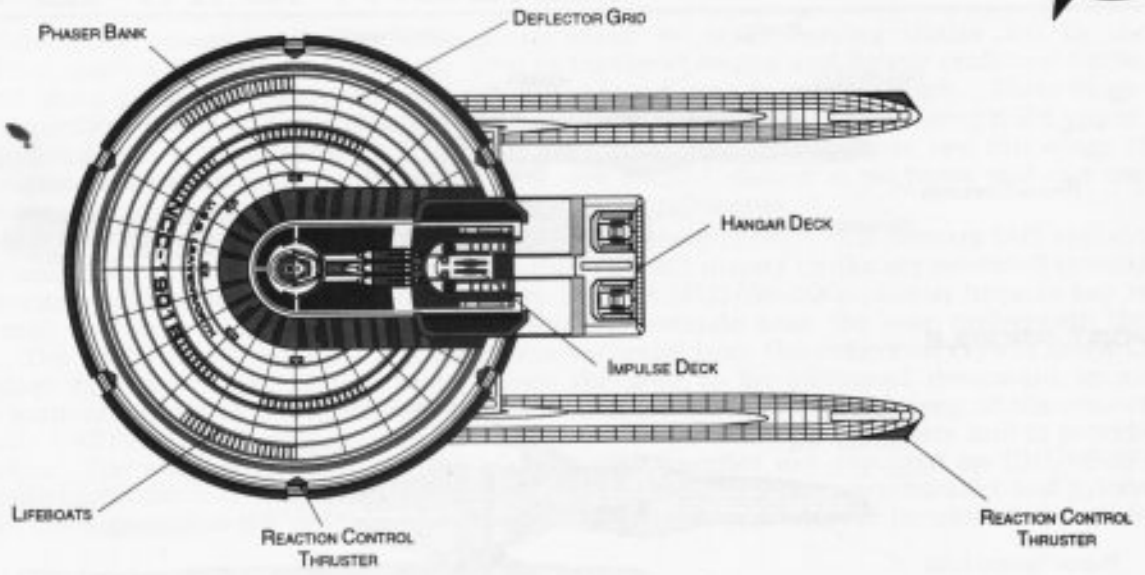
Statistics

<p>Classification: Frigate Category: Frigate Class: Leavenworth Type: Class 1 Model: MK-XIIIa Naval Construction Contract: 1901B Number Proposed: 85 Number Constructed: 71 Number in Service: 68 Number Lost: 3 Dimensions: Overall Dimensions (Meters) Length: 332.44 m Width: 177.21 m Height: 70.29 m Primary Hull Dimensions (Meters) Length: 226.06 m Width: 177.21 m Height: 30.71 m Secondary Hull Dimensions (Meters) Length: N/A m Width: N/A m Height: N/A m Warp Unit Dimensions (Meters) Length: 247.08 m Width: 17.70 m Height: 20.33 m Displacement (Metric Tons) Light: 268806 mt Standard: 287995 mt Full Load: 321495 mt Performance: mt Impulse Units: Dual Unit (IRF70E/8-IR) Impulse Engine Output: 1.64E+14 W Impulse Power Index: 1.37 Max Cruising: C Acceleration Rate: 0.00-0.25 Impulse: 0.132 sec. 0.25-0.50 Impulse: 0.208 sec. 0.50-0.75 Impulse: 0.278 sec. 0.75-Full Impulse: 0.347 sec. Warp Units: 2 Nacelle Units (SW104/2-12RU) Warp Engine Output: 1.04E+16 W Warp Power Index: 1.37</p>	<p>Optimum Speed: 5 Max. Safe Cruising: 7 Emergency Speed: 8.45 Max. Speed: 9.15 Destructive Speed: 9.4 Acceleration Power: 3 Acceleration Times: Warp 1 - Warp 2: 0.147 sec. Warp 2 - Warp 3: 0.235 sec. Warp 3 - Warp 4: 0.887 sec. Warp 4 - Warp 5: 1.275 sec. Warp 5 - Warp 6: 1.363 sec. Warp 6 - Warp 7: 1.473 sec. Warp 7 - Warp 8: 1.891 sec. Warp 8 - Warp 9: 2.704 sec. Warp 9 - Warp 9.5: 6.010 sec. Warp 9.5 - Warp 9.75: 6.963 sec. Warp 9.75 - Warp 9.9: 14.438</p> <p>Duration (Years) Standard: 6 Years Maximum: 24 Years Std. Ships Complement: 645 Officers: 91 Crew (Ensign Grade): 442 Troops: 112 Passengers: 57 Emergency condition: + 750 Medical Facilities: Doctors: 7 Nurses: 16 Operating Rooms: 5 Beds: 37 Laboratories: 9 Transporters Total: 15 1 Person: 0 2 Person: 0 6 Person: 6 12 Person: 0 22 Person: 6 Small Cargo: 2 Medium Cargo: 1 Large Cargo: 0 Super Cargo: 0</p>	<p>Brigs: 33 Replicators: 22 Tractor Beams: Tow Capacity: 5.28E+06 mt Max Range: 1.20E+05 km Cargo Specifications: Standard Cargo Units: 341 Cargo Capacity: 17050 mt Shuttlecraft Specifications: Docking Ports: 2 Shuttlecraft Bays Total: 1 Small Bay: 0 Medium Bay: 1 Large Bay: 0 Super Bay: 0 Shuttlecraft Standard: 62 Work Bees: 2 Travel Pods: 3 Aquatic Shuttle: 1 Light Shuttle: 1 Standard Shuttle: 10 Heavy Shuttle: 1 Cargo Shuttle: 1 Assault Shuttle: 23 Killer Bees: 4 Light Fighter: 6 Fighter: 6 Heavy Fighter: 4 Lifeboats: 49 Turbolift (8 person): 23 Lifeboat (10 person): 18 Lifeboat (20 person): 7 Lifeboat (30 person): 1 Cloaking Devices: 0 Sensor Index Values: Planetary Survey: 0.9307 Stellar Survey: 0.7690 Short Range: 1.2356 Long Range: 1.0210 Navigation: 1.2405 Special: 1.2599 Computers: 2 Type: Daystrom Duotronic IV:1 Type: Daystrom Duotronic III:1</p>	<p>ECM Index: 1.21 Shield Rating: Shield Index: 0.85 Holdoff Power: 9.54E+11 W Refresh Rate: 2.71E+11 W Breakdown Rate: 3.25E+11 W Shield Dimensions (Meters) Length: 498.66 m Width: 265.82 m Height: 105.44 m Weapons: Phaser Power Index: 1.375 Photon Power Index: 0.667 Vessel Power Index: 1.021 Weapon Placement: Beam (Phasers) Total: 10 banks 2 each Output: 7.50E+11 W / 3.7E11 W Range: 4.10E+05 km Rate of Fire: 40 ppm / Cont. Forward Banks: 2 Rear Banks: 0 Port Banks: 4 Starboard Banks: 4 Upper Banks: 0 Lower Banks: 0 Beam (MegaPhasers) Total: 3 Output: 3.00E+12 W / 1.5E12 W Range: 1.50E+06 km Rate of Fire: 20 ppm / Cont. Forward/Rear Banks: 3 Port/Starboard Banks: 0 Upper/Lower Banks: 0 Torpedoes (Photon) Total: 2 Bays Stock: 120 Range: 2.90E+05 km Output: 10-55 Megatons Rate of Fire: 20 spm Forward Bay: 2 Rear Bay: 0 Port Bay: 0 Starboard Bay: 0 Upper Bay: 0 Lower Bay: 0</p>
---	---	--	--

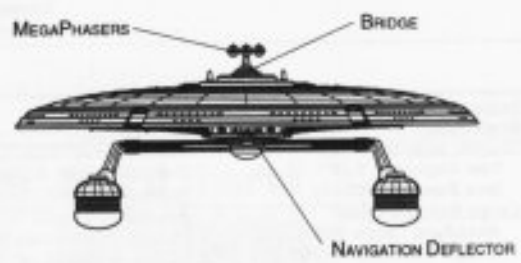
FRIGATE



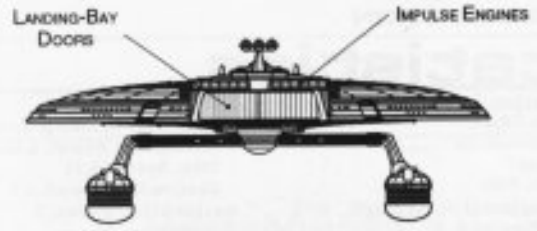
LEAVENWORTH CLASS



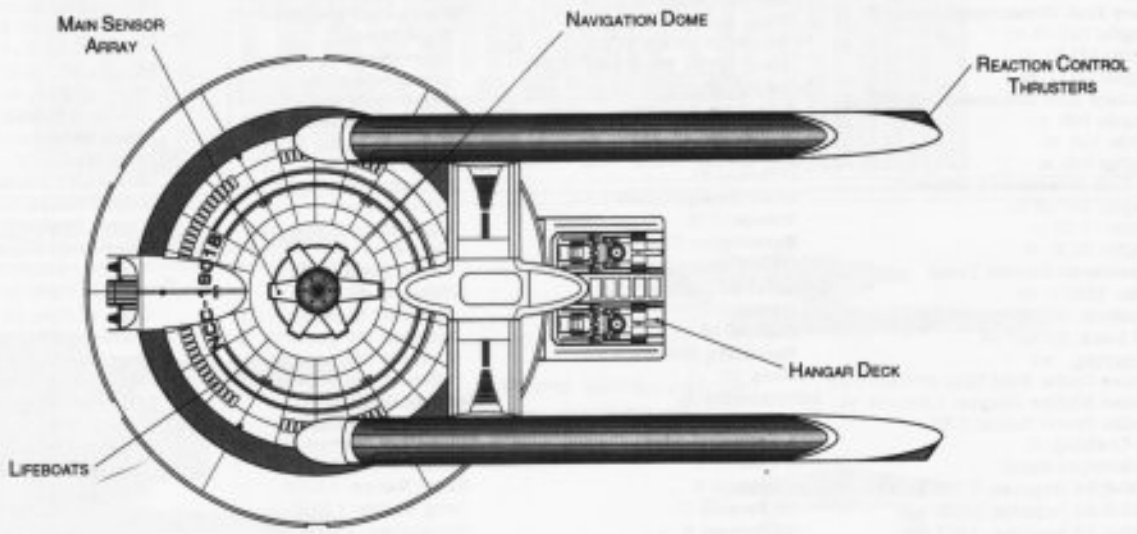
TOP PROFILE



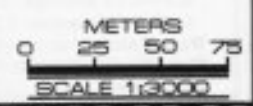
FRONT PROFILE



REAR PROFILE



BOTTOM PROFILE



FEDERATION VESSEL



Ship Names

THE FOLLOWING SHIPS OF THE MK-XIIIa CLASS WERE AUTHORIZED BY THE AMENDED ARTICLES OF FEDERATION OF STARDATE 2287.5

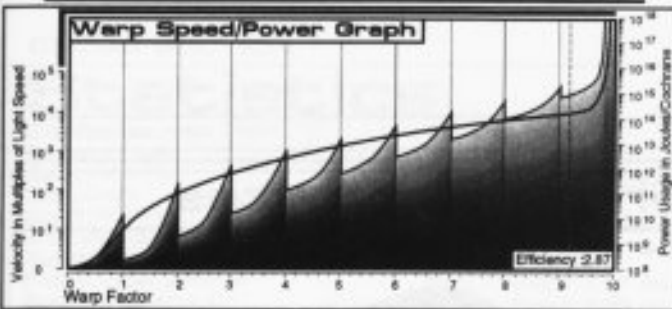

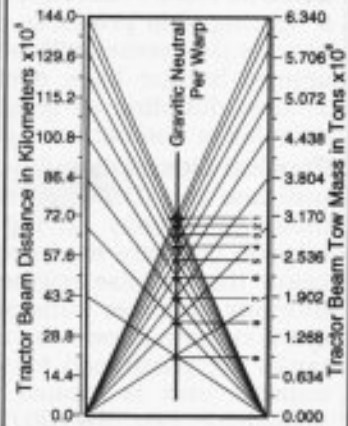
ARMBRISTER • NCC-1911B	HEMMINGWAY • NCC-1977B***	MUNICH • NCC-1932B	USLETON • NCC-1967B
BETHESDA • NCC-1921B	HOKENSCHNEIDER • NCC-1904B	NETHAWAY • NCC-1976B***	WARSAW • NCC-1925B
BULAX • NCC-1908B	HOWERTON • NCC-1970B	OLIVARES • NCC-1975B***	WILTSHIRE • NCC-1919B**
CADENCE • NCC-1913B	HUGHLETT • NCC-1923B	PEELER • NCC-1982B***	WINDSOR • NCC-1947B
CARLAT • NCC-1962B	ILLNA • NCC-1939B	PHENEAS • NCC-1978B***	WISNER • NCC-1936B
CHELSEA • NCC-1960B	IRBY • NCC-1973B***	PRESTRIDGE • NCC-1905B	YANKEE • NCC-1966B
CLARINGTON • NCC-1979B***	KACHELHOFER • NCC-1903B	PRUITT • NCC-1941B	YOUNG • NCC-1950B
CRAMLIT • NCC-1971B***	KARACAASU • NCC-1936B	PURSELL • NCC-1909B	ZABELL • NCC-1949B
CULLMAN • NCC-1933B***	KATARINA • NCC-1944B	QUILLIN • NCC-1900B	ZURBIER • NCC-1930B
DAUPHINAIS • NCC-1943B	KINCAID • NCC-1965B	QUINTEN • NCC-1948B	
DETRICH • NCC-1968B	KINNEBREW • NCC-1942B	RIAD • NCC-1922B	
DI DIO • NCC-1924B	KNOX • NCC-1940B	RITHMIRE • NCC-1957B	
DRAGO • NCC-1961B	KRAMER • NCC-1983B***	RUSSELL • NCC-1965B	
DULACK • NCC-1912B	KRILE • NCC-1963B	RUTSEY • NCC-1935B	
ENGELBRECHT • NCC-1916B	LABRYNTH • NCC-1969B	SANGSTER • NCC-1927B	
ESCRIBA • NCC-1951B	LANDWEHR • NCC-1926B	SCETO • NCC-1946B	
FAULKNER • NCC-1916B	LANGLEY • NCC-1915B	SEATON • NCC-1984B***	
FORBUS • NCC-1963B	LAWTON • NCC-1962B	SHAW • NCC-1910B	
FRAWLEY • NCC-1934B	LEAVENWORTH • NCC-1901B*	SMARTT • NCC-1958B	
FROTNER • NCC-1937B	LECHNER • NCC-1964B	SOLOMETO • NCC-1929B	
GRASSON • NCC-1931B	MAYNE • NCC-1914B	SOLTER • NCC-1964B	
GREEBLE • NCC-1980B***	MESPOITAMIA • NCC-1906B	ST. CLAIR • NCC-1981B***	
GUINNESS • NCC-1928B	MESHA • NCC-1972B***	THESSALONIAN • NCC-1902B	
HARDT • NCC-1917B	MORENO • NCC-1966B	TOLAR • NCC-1907B***	
HARRIS • NCC-1974B***	MUELLER • NCC-1945B	TWAIN • NCC-1920B	

*CLASS SHIP. **LOST IN THE LINE OF DUTY. ***PROPOSED. ALL NAMES PRECEDED WITH U.S.S.


FRIGATE

Tractor Beam Specifications

Primary Tractor Beam Load Calculator



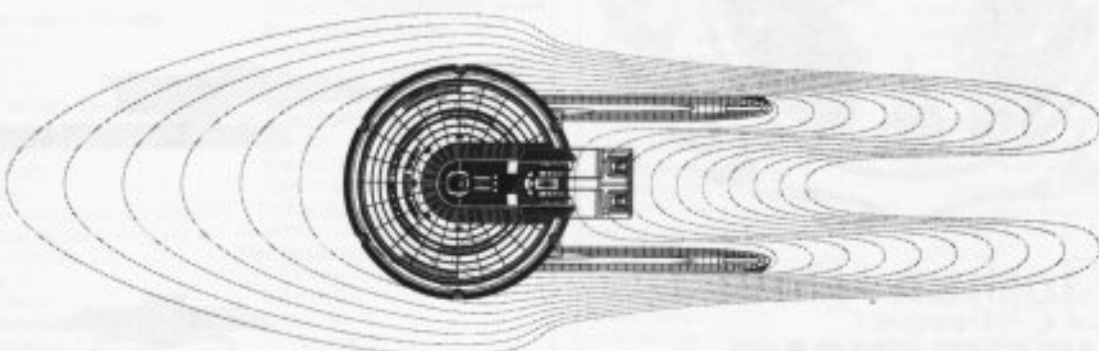
Field Length 836.69m
Field Width 255.66m
Field Height 102.49m



Front Warp Field Profile
Cross Section Area 19305.76 m²



Port Warp Field Profile
Cross Section Area 62082.04 m²



Top Warp Field Profile
Cross Section Area 142503.22 m²

WARP FIELDS

SRM3 04:02:09:04

STARFLEET REFERENCE MANUAL

LEAVENWORTH CLASS

FEDERATION VESSEL

HEAVY FRIGATE



General Information

Specific Role: Federation involvement in peace-keeping duties led to the development of the Heavy Frigate, a fighting ship primarily used to transport troops and fighter craft into battle. Four photon torpedo bays provide this vessel with sufficient fire power to combat capitol ships. The Heavy Frigate is equipped with a several hangar bays designed to launch and maintain twelve full wings of fighter and support craft. Troops, doubling as relief maintenance crew, are carried aboard at all times and can use either assault shuttles or combat transporters to reach planetary engagements.

Physical Description: The (BS20/C-F10) bridge is centered on top of the (PH322/C-F5) extended primary hull and the (DN8/5N) navigational dome is centered underneath. five (BP2/60-2C) phaser banks are mounted radially on top and underneath the primary hull. Four (PB4/50-40F) bidirectional photon torpedo bays are mounted behind the bridge and fire to either side. Three small hangar bays are directly below the impulse engines and a fourth medium hangar bay is centered underneath. The (M84/26-4E) intermix chamber runs vertically from the deflection crystal down to the small secondary hull where an ejection plate allows the core to be jettisoned downward in an emergency. The matter/antimatter storage tanks are positioned for emergency jettisoning at the rear of the secondary hull. A (IRF70E/8-IR) dual impulse unit is located on the rear of the primary hull to provide sub-light propulsion. For warp propulsion two (SW100/2-12RU) nacelles are mounted on (DU/55-10F) support pylons underneath the rear of the hull. In the event of an emergency the warp nacelles and pylons can be jettisoned. Once separated the primary hull can maneuver on impulse power for extended periods of time.


Class Emblem



Joshua Paul
Class
HEAVY FRIGATE

Ship Silhouettes

Total Target Area 49492.83 m²



Top Silhouette

Area 35098.33 m²



Port Silhouette

Area 9894.16 m²



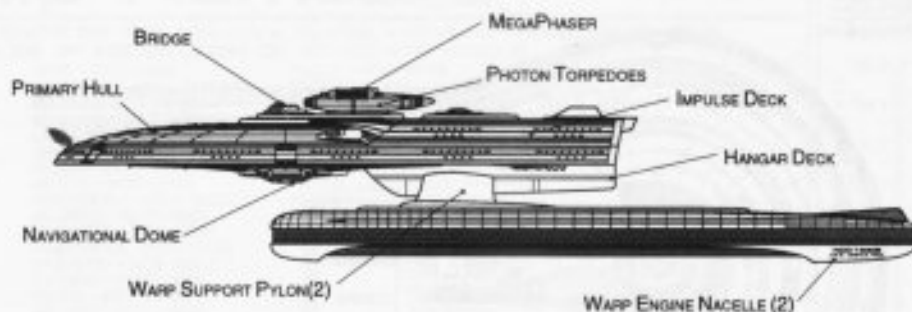
Front Silhouette

Area 4500.34 m²

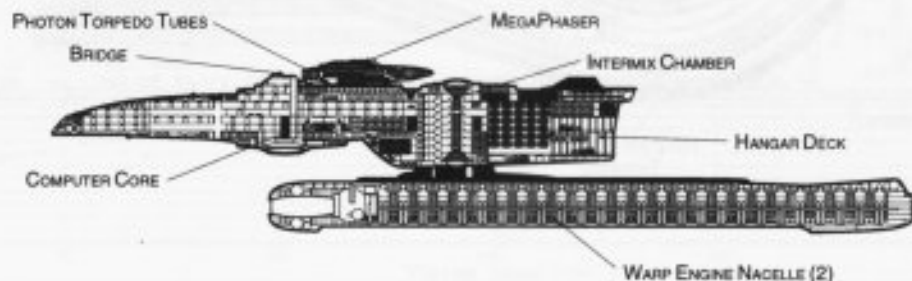


HEAVY FRIGATE


JOSHUA PAUL CLASS



PORT PROFILE



CROSS SECTION



Statistics

Classification: Heavy Frigate

Category: Frigate

Class: Joshua Paul

Type: Class 1

Model: MK-XIVa

Naval Construction Contract: 1831B

Number Proposed: 61

Number Constructed: 46

Number in Service: 43

Number Lost: 3

Dimensions:

Overall Dimensions (Meters)

Length: 332.44 m

Width: 177.21 m

Height: 65.89 m

Primary Hull Dimensions (Meters)

Length: 222.98 m

Width: 177.21 m

Height: 36.30 m

Secondary Hull Dimensions (Meters)

Length: N/A m

Width: N/A m

Height: N/A m

Warp Unit Dimensions (Meters)

Length: 247.08 m

Width: 17.70 m

Height: 20.33 m

Displacement (Metric Tons)

Light: 331480 mt

Standard: 355143 mt

Full Load: 396453 mt

Performance: mt

Impulse Units: Dual Unit (IRF70E/B-IR)

Impulse Engine Output: 1.64E+14 W

Impulse Power Index: 1.11

Max Cruising: C

Acceleration Rate:

0.00-0.25 Impulse: 0.163 sec.

0.25-0.50 Impulse: 0.257 sec.

0.50-0.75 Impulse: 0.343 sec.

0.75-Full Impulse: 0.428 sec.

Warp Units: 2 Nacelle Unit (SW100/2-12RU)

Warp Engine Output: 1.04E+16 W

Warp Power Index: 1.11

Optimum Speed: 5

Max. Safe Cruising: 7

Emergency Speed: 8.45

Max. Speed: 9.15

Destructive Speed: 9.4

Acceleration Power: 3

Acceleration Times:

Warp 1 - Warp 2: 0.181 sec.

Warp 2 - Warp 3: 0.289 sec.

Warp 3 - Warp 4: 1.094 sec.

Warp 4 - Warp 5: 1.573 sec.

Warp 5 - Warp 6: 1.681 sec.

Warp 6 - Warp 7: 1.817 sec.

Warp 7 - Warp 8: 2.332 sec.

Warp 8 - Warp 9: 3.335 sec.

Warp 9 - Warp 9.5: 7.411 sec.

Warp 9.5 - Warp 9.75: 8.586 sec.

Warp 9.75 - Warp 9.9: 17.805

Duration (Years)

Standard: 6 Years

Maximum: 24 Years

Std. Ships Complement: 1053

Officers: 153

Crew (Ensign Grade): 747

Troops: 153

Passengers: 112

Emergency condition: + 1296

Medical Facilities:

Doctors: 16

Nurses: 36

Operating Rooms: 12

Beds: 84

Laboratories: 11

Transporters Total: 24

1 Person: 0

2 Person: 0

6 Person: 10

12 Person: 0

22 Person: 10

Small Cargo: 2

Medium Cargo: 2

Large Cargo: 0

Super Cargo: 0

Brigs: 40

Replicators: 27

Tractor Beams:

Tow Capacity: 5.45E+06 mt

Max Range: 1.24E+05 km

Cargo Specification:

Standard Cargo Units: 489

Cargo Capacity: 24450 mt

Shuttlecraft Specifications:

Docking Ports: 2

Shuttlecraft Bays Total: 4

Small Bay: 3

Medium Bay: 1

Large Bay: 0

Super Bay: 0

Shuttlecraft Standard: 89

Work Bees: 2

Travel Pods: 3

Aquatic Shuttle: 2

Light Shuttle: 0

Standard Shuttle: 13

Heavy Shuttle: 2

Cargo Shuttle: 2

Assault Shuttle: 41

Killer Bees: 6

Light Fighter: 6

Fighter: 6

Heavy Fighter: 6

Lifeboats: 77

Turbolift (8 person): 31

Lifeboat (10 person): 32

Lifeboat (20 person): 13

Lifeboat (30 person): 1

Cloaking Devices: 0

Sensor Index Values:

Planetary Survey: 1.1630

Stellar Survey: 0.9610

Short Range: 1.3615

Long Range: 1.1250

Navigation: 1.3598

Special: 1.9257

Computers: 2

Type: Daystrom Duotronic IV:u

Type: Daystrom Duotronic III:l

ECM Index: 1.21

Shield Rating:

Shield Index: 1.15

Holdoff Power: 1.29E+12 W

Refresh Rate: 3.66E+11 W

Breakdown Rate: 4.39E+11 W

Shield Dimensions (Meters)

Length: 498.66 m

Width: 265.82 m

Height: 98.84 m

Weapons:

Phaser Power Index: 1.525

Photon Power Index: 8.889

Vessel Power Index: 5.257

Weapon Placement:

Beam (Phasers) Total: 10 banks 2 each

Output: 7.50E+11 W / 3.7E11 W

Range: 4.10E+05 km

Rate of Fire: 40 ppm / Cont.

Forward Banks: 2

Rear Banks: 0

Port Banks: 4

Starboard Banks: 4

Upper Banks: 0

Lower Banks: 0

Beam (MegaPhasers) Total: 4

Output: 3.00E+12 W / 1.5E12 W

Range: 1.50E+06 km

Rate of Fire: 20 ppm / Cont.

Forward/Rear Banks: 4

Port/Starboard Banks: 0

Upper/Lower Banks: 0

Torpedoes (Photon) Total: 8 Bays

Stock: 400

Range: 2.90E+05 km

Output: 10-55 Megatons

Rate of Fire: 20 spm

Forward Bay: 4

Rear Bay: 4

Port Bay: 0

Starboard Bay: 0

Upper Bay: 0

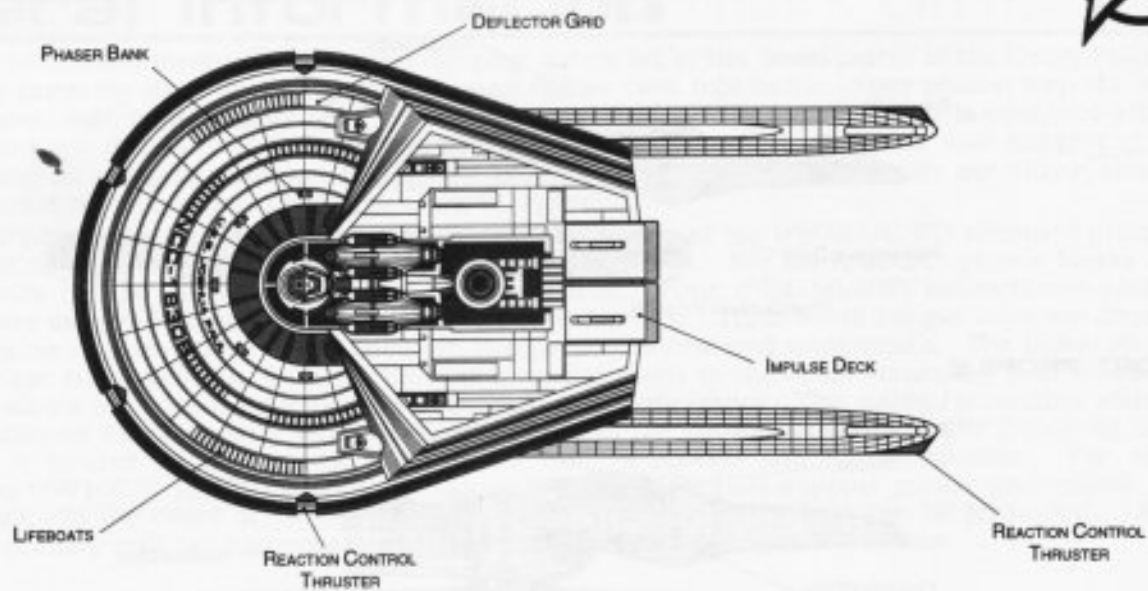
Lower Bay: 0

FEDERATION VESSEL

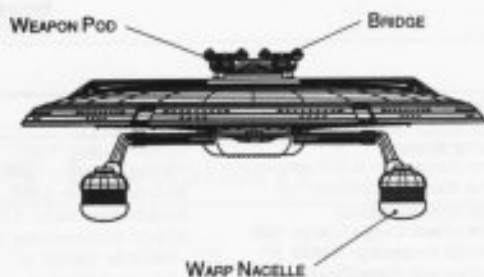
HEAVY FRIGATE



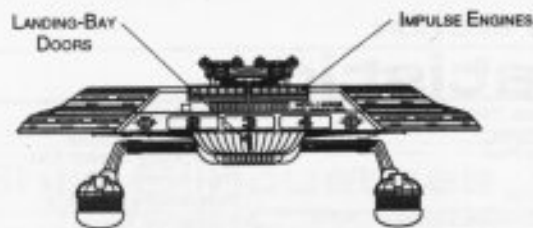
JOSHUA PAUL CLASS



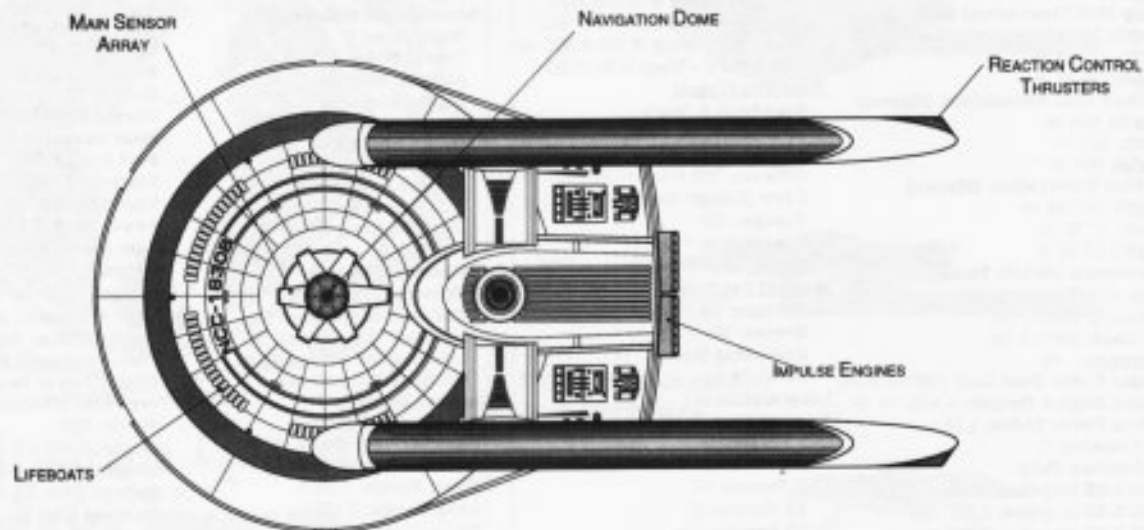
TOP PROFILE




FRONT PROFILE



REAR PROFILE



BOTTOM PROFILE



FEDERATION VESSEL



HEAVY FRIGATE

Ship Names

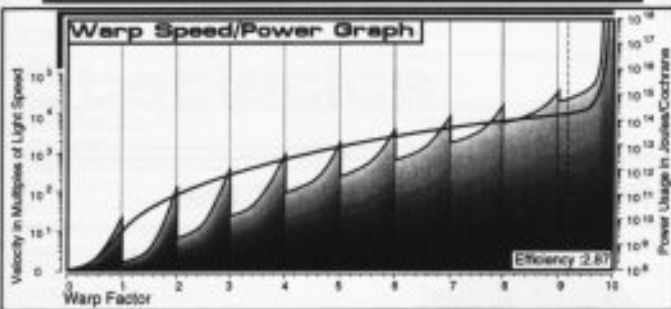

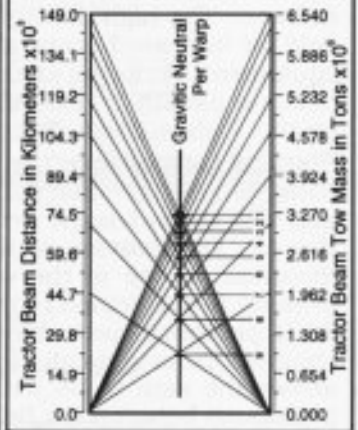
THE FOLLOWING SHIPS OF THE MK-XIV CLASS WERE AUTHORIZED BY THE AMENDED ARTICLES OF FEDERATION OF STARDATE 2287.6

ARENDELE • NCC-1851B	KING • NCC-1845B	TRACY • NCC-1861B
ARMANTHA • NCC-1875B	KOWALCYK • NCC-1886B***	TRZECIAK • NCC-1857B
AVENGER • NCC-1860B	KROMIS • NCC-1846B	TYGART • NCC-1842B
BANE • NCC-1889B***	LE DUAC • NCC-1849B***	URBANOWICZ • NCC-1871B
BIANKOWSKI • NCC-1870B	LEWIS • NCC-1854B	WALLACE • NCC-1855B**
CARMINE • NCC-1848B	MAGNOLIA • NCC-1850B	WALTON • NCC-1844B
CARROW • NCC-1879B***	MCCAFFERTY • NCC-1883B***	WYNDELL • NCC-1840B
CAVENDER • NCC-1887B***	MOOKHERJI • NCC-1885B***	XIQUES • NCC-1839B
CRUMPTON • NCC-1863B	MOUNDS • NCC-1858B	YOTHER • NCC-1882B***
DANNER • NCC-1830B***	MUGGETT • NCC-1833B	ZABRISKIE • NCC-1838B**
DOWLING • NCC-1845B	NOEUVILLE • NCC-1869B	ZETHER • NCC-1852B
ERALLINGS • NCC-1872B	PASCEDE • NCC-1888B***	
FUNSTON • NCC-1832B	PATNAK • NCC-1865B	
GADLAGE • NCC-1835B	PETRA • NCC-1836B	
GRICE • NCC-1856B	RELIANT • NCC-1864B	
HAIRSTON • NCC-1853B	REMBERT • NCC-1859B	
HANNOVER • NCC-1841B	ROMANT • NCC-1880B***	
HARMON • NCC-1862B	SHARRIFF • NCC-1847B	
HODGINS • NCC-1877B***	SMYTHE • NCC-1867B	
IOVINO • NCC-1876B***	SOMMERLAND • NCC-1890B***	
JOLLIFF • NCC-1868B	SPRADLIN • NCC-1881B***	
JOSHUA PAUL • NCC-1831B	STEELMAN • NCC-1884B***	
JUSTINIAN • NCC-1834B	SUCHICKY • NCC-1873B**	
KANG • NCC-1878B***	TONINI • NCC-1866B	
KANTOR • NCC-1837B		

*CLASS SHIP, **LOST IN THE LINE OF DUTY, ***PROPOSED. ALL NAMES PRECEDED WITH U.S.S.

Tractor Beam Specifications


Primary Tractor Beam Load Calculator



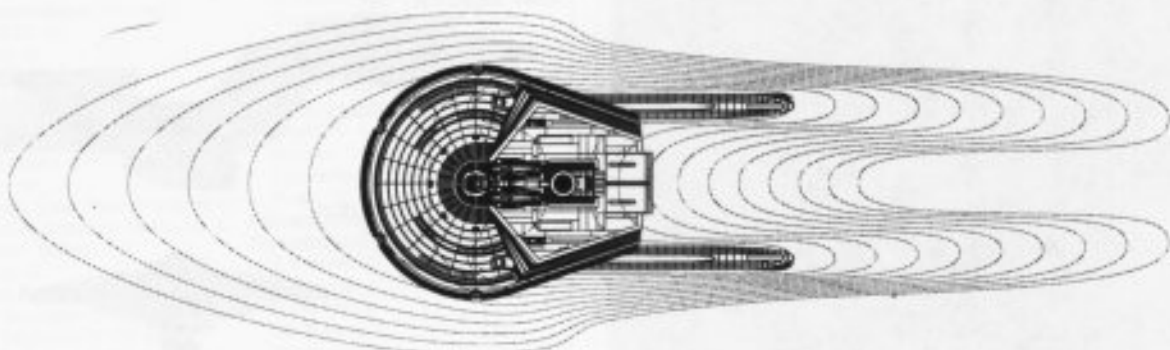
Field Length 887.17m
Field Width 255.66m
Field Height 102.49m



Front Warp Field Profile
Cross Section Area 18305.76 m²



Port Warp Field Profile
Cross Section Area 66206.34 m²



Top Warp Field Profile
Cross Section Area 151070.44 m²

WARP FIELDS

SRM3 04:02:10:04

STARFLEET REFERENCE MANUAL

JOSHUA PAUL CLASS

FEDERATION VESSEL

SCOUT



MICHAEL ADAM CLASS

General Information

Specific Role: The Scout is a fast, cost effective starship used for patrols, surveillance and Federation defense. The high density dual warp engine configuration gives the Michael Adam class an extended warp field for increased speed and efficiency. During military operations the Scout, using extensive surveillance equipment, performs extended reconnaissance patrols into critical areas ahead of Federation vessels. The Scout is usually on extended mapping and treaty boundary reconnaissance missions. This design is based on the Joshua Class Command Cruiser.

Physical Description: The (BS18/C-S8) bridge is centered on top of the (PH250/D-L5) primary hull and the (DN8/6N) navigational dome is centered underneath. The primary hull is equipped with additional sensors and a medium hangar deck facing to the rear. three (BP2/60-2C) phaser banks are mounted radially on the top and bottom of the primary hull. A (SME993/6A) high gain omnidirectional sensor array is mounted on top of the warp nacelle and an (SDA37/4A) directed array is mounted underneath. The primary hull is joined to the unique dual warp nacelle by a (DU/80-36D) connecting dorsal. The (PB2/50-20G) photon torpedo bay is located at the base of the connecting dorsal. The (M70/26-4E) intermix chamber runs vertically from the deflection crystal down to the dual warp nacelle where an ejection plate allows the core to be jettisoned downward in an emergency. The matter/antimatter storage tanks are positioned between the field coils for emergency jettisoning. To the rear of the primary hull are (IP212E/4-IU) dual impulse units which are used for auxiliary power and sub-light propulsion. The vessels's warp fields are generated by A (SW64/1-4RV) dual inline warp nacelles. In the event of an emergency the primary hull can separate from the warp nacelle section. Once separated the primary hull can maneuver on impulse power for extended periods of time.

Class Emblem



Ship Silhouettes

Total Target Area 42894.74 m²



Top Silhouette

Area 26361.87 m²



Port Silhouette

Area 11936.16 m²



Front Silhouette

Area 4289.71 m²

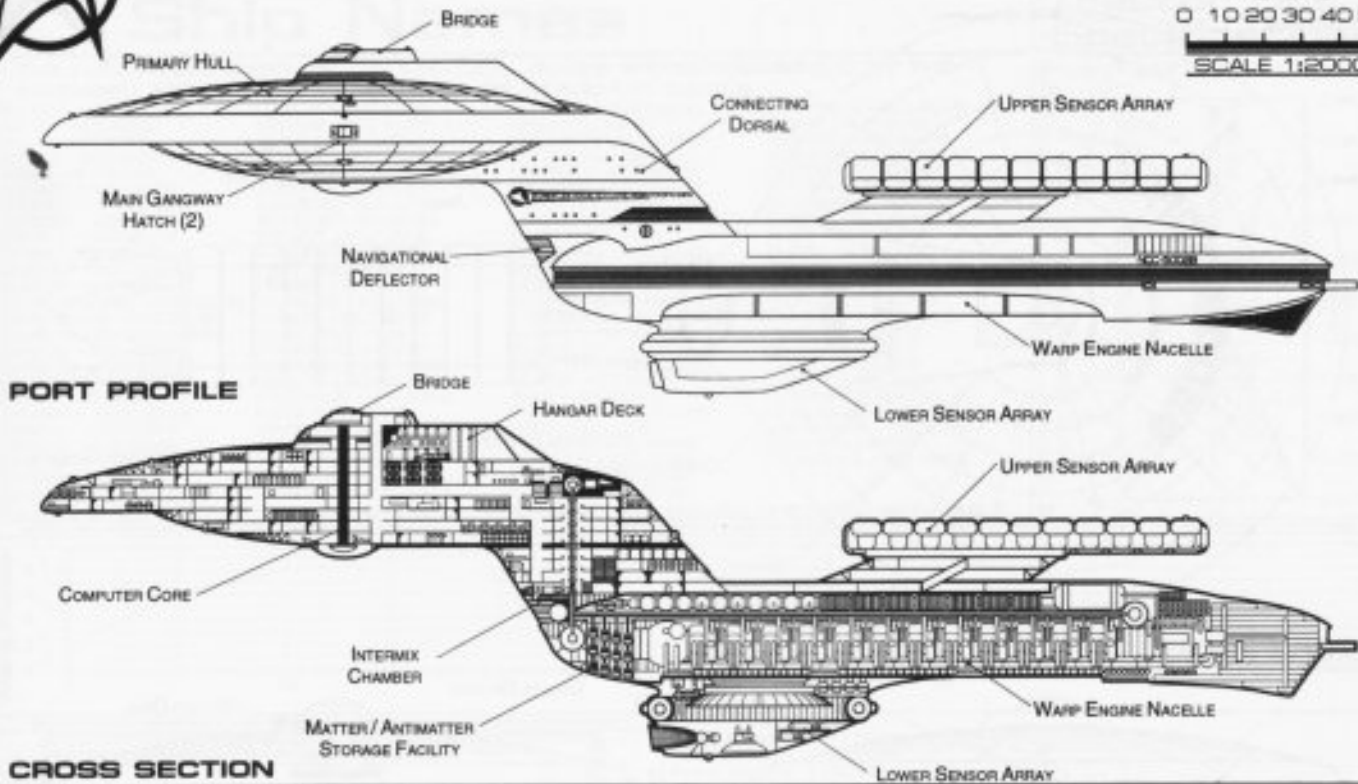
FEDERATION VESSEL



SCOUT

MICHAEL ADAM CLASS

METERS
0 10 20 30 40 50
SCALE 1:2000



CROSS SECTION

Statistics

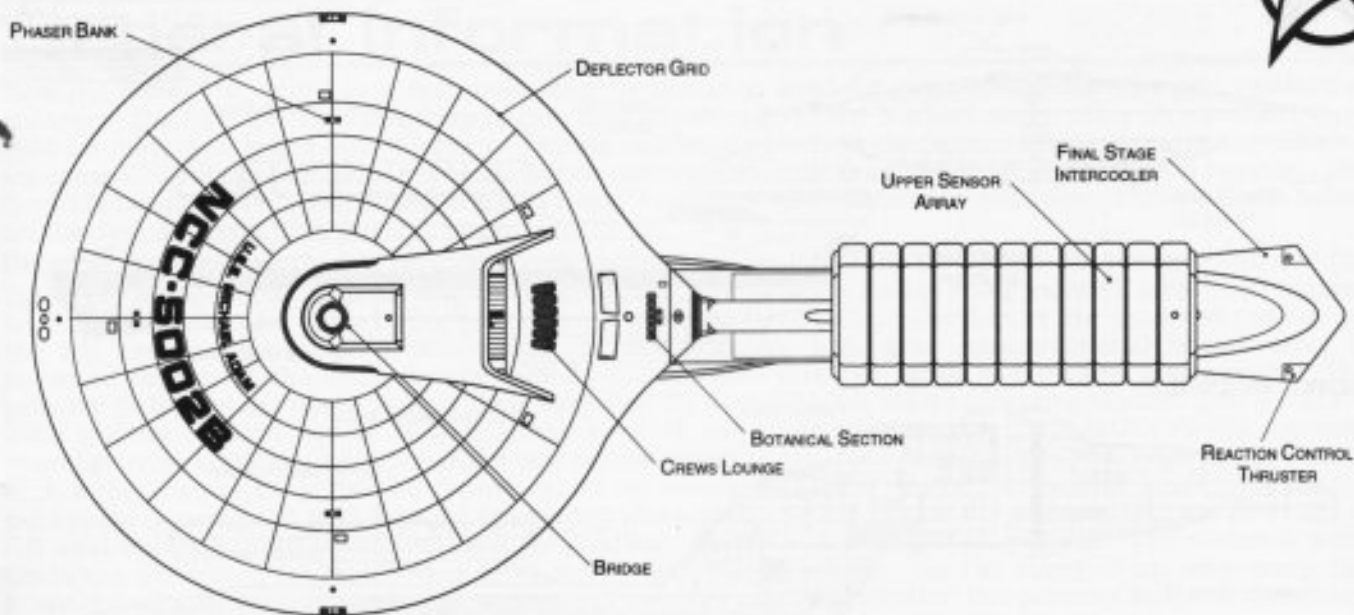
Classification: Scout Category: Scout Class: Michael Adam Type: Class 1 Model: MK-XXXa Naval Construction Contract: 5002B Number Proposed: 98 Number Constructed: 98 Number in Service: 94 Number Lost: 4 Dimensions: Overall Dimensions (Meters) Length: 347.90 m Width: 159.20 m Height: 93.32 m Primary Hull Dimensions (Meters) Length: 170.82 m Width: 159.20 m Height: 39.26 m Secondary Hull Dimensions (Meters) Length: N/A m Width: N/A m Height: N/A m Warp Unit Dimensions (Meters) Length: 213.62 m Width: 35.82 m Height: 28.10 m Displacement (Metric Tons) Light: 248284 mt Standard: 266009 mt Full Load: 296951 mt Performance: mt Impulse Units: Dual Unit (IP212E/4-IT) Impulse Engine Output: 1.64E+14 W Impulse Power Index: 1.30 Max Cruising: C Acceleration Rate: 0.00-0.25 Impulse: 0.122 sec. 0.25-0.50 Impulse: 0.192 sec. 0.50-0.75 Impulse: 0.257 sec. 0.75-Full Impulse: 0.321 sec. Warp Units: Nacelle Units (SW64/1-4RV) Warp Engine Output: 9.07E+15 W Warp Power Index: 1.30	Optimum Speed: 5 Max. Safe Cruising: 7 Emergency Speed: 8.3 Max. Speed: 9.15 Destructive Speed: 9.35 Acceleration Power: 3 Acceleration Times: Warp 1 - Warp 2: 0.155 sec. Warp 2 - Warp 3: 0.248 sec. Warp 3 - Warp 4: 0.936 sec. Warp 4 - Warp 5: 1.346 sec. Warp 5 - Warp 6: 1.439 sec. Warp 6 - Warp 7: 1.555 sec. Warp 7 - Warp 8: 1.996 sec. Warp 8 - Warp 9: 2.855 sec. Warp 9 - Warp 9.5: 6.344 sec. Warp 9.5 - Warp 9.75: 7.350 sec. Warp 9.75 - Warp 9.9: 15.241	Brigs: 23 Replicators: 24 Tractor Beams: Tow Capacity: 3.98E+06 mt Max Range: 9.93E+04 km Cargo Specification: Standard Cargo Units: 367 Cargo Capacity: 19350 mt Shuttlecraft Specifications: Docking Ports: 2 Shuttlecraft Bays Total: 1 Small Bay: 0 Medium Bay: 1 Large Bay: 0 Super Bay: 0 Shuttlecraft Standard: 32 Work Bees: 2 Travel Pods: 2 Aquatic Shuttle: 1 Light Shuttle: 1 Standard Shuttle: 8 Heavy Shuttle: 1 Cargo Shuttle: 1 Assault Shuttle: 2 Killer Bees: 3 Light Fighter: 4 Fighter: 4 Heavy Fighter: 3 Lifeboats: 56 Turbolift (8 person): 32 Lifeboat (10 person): 16 Lifeboat (20 person): 7 Lifeboat (30 person): 1	ECM Index: 1.10 Shield Rating: Shield Index: 0.78 Holdoff Power: 8.75E+11 W Refresh Rate: 2.49E+11 W Breakdown Rate: 2.99E+11 W Shield Dimensions (Meters) Length: 521.85 m Width: 238.80 m Height: 139.98 m Weapons: Phaser Power Index: 0.375 Photon Power Index: 0.167 Vessel Power Index: 0.271 Weapon Placement: Beam (Phasers) Total: 6 banks 2 each Output: 7.50E+11 W / 3.7E11 W Range: 4.10E+05 km Rate of Fire: 40 ppm / Cont. Forward Banks: 2 Rear Banks: 0 Port Banks: 2 Starboard Banks: 2 Upper Banks: 0 Lower Banks: 0 Beam (MegaPhasers) Total: 0 Output: N/A Range: N/A Rate of Fire: N/A Forward/Rear Banks: 0 Port/Starboard Banks: 0 Upper/Lower Banks: 0 Torpedoes (Photon) Total: 2 Bays Stock: 40 Range: 2.90E+05 km Output: 10-55 Megatons Rate of Fire: 15 spm Forward Bay: 2 Rear Bay: 0 Port Bay: 0 Starboard Bay: 0 Upper Bay: 0 Lower Bay: 0
Duration (Years) Standard: 5 Years Maximum: 20 Years Std. Ships Complement: 525 Officers: 86 Crew (Ensign Grade): 419 Troops: 20 Passengers: 60 Emergency condition: + 718 Medical Facilities: Doctors: 6 Nurses: 14 Operating Rooms: 5 Beds: 32 Laboratories: 45 Transporters Total: 14 1 Person: 0 2 Person: 0 6 Person: 5 12 Person: 0 22 Person: 5 Small Cargo: 2 Medium Cargo: 2 Large Cargo: 0 Super Cargo: 0	Cloaking Devices: 0 Sensor Index Values: Planetary Survey: 2.5078 Stellar Survey: 2.2750 Short Range: 1.7221 Long Range: 1.5623 Navigation: 1.2151 Special: 2.8342 Computers: 2 Type: Daystrom Duotronic IV:o Type: Daystrom Duotronic III:w		

FEDERATION VESSEL

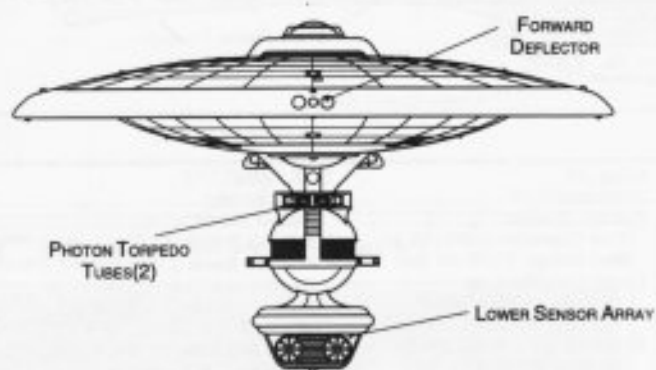
SCOUT



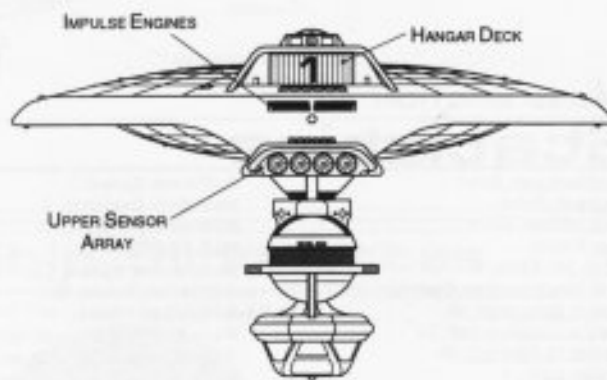
MICHAEL ADAM CLASS



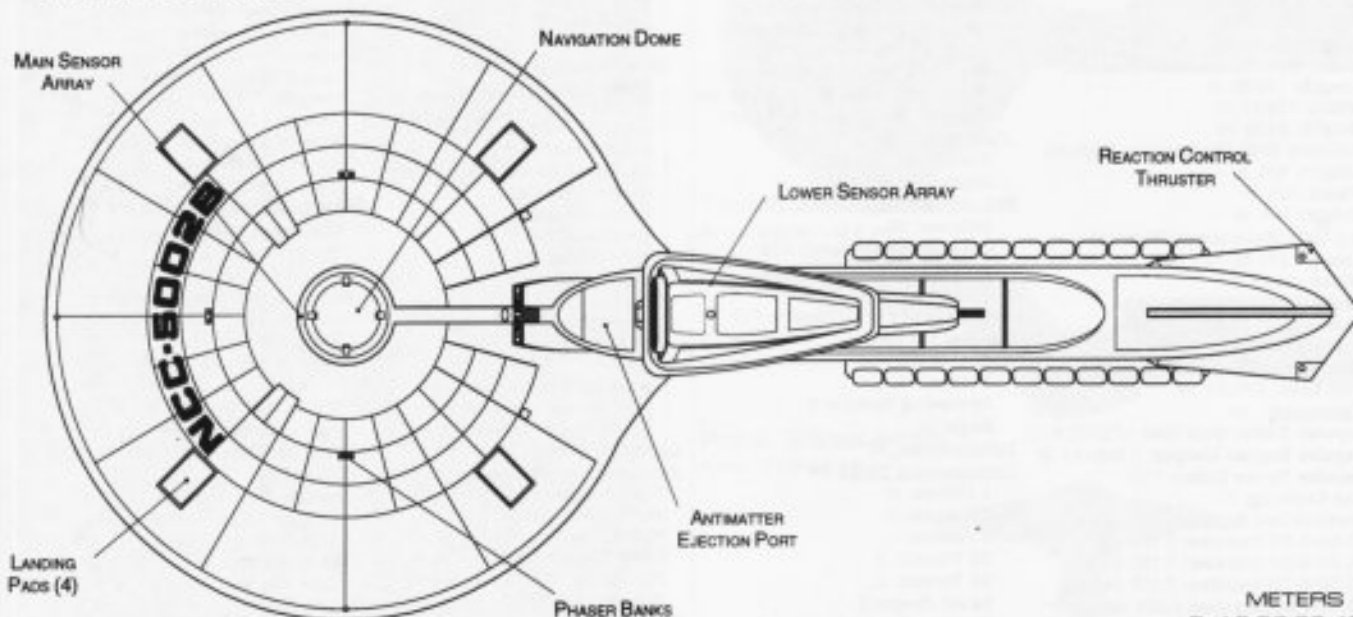
TOP PROFILE



FRONT PROFILE



REAR PROFILE



BOTTOM PROFILE

METERS
0 10 20 30 40 50
SCALE 1:2000

FEDERATION VESSEL



Ship Names

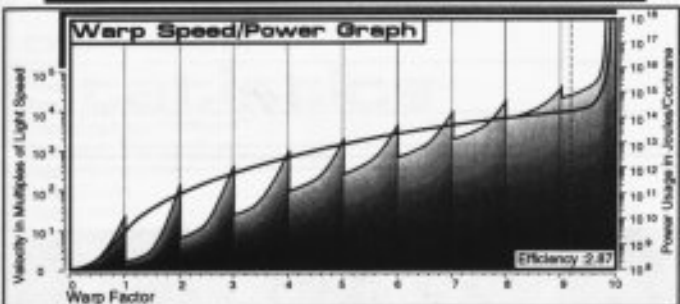

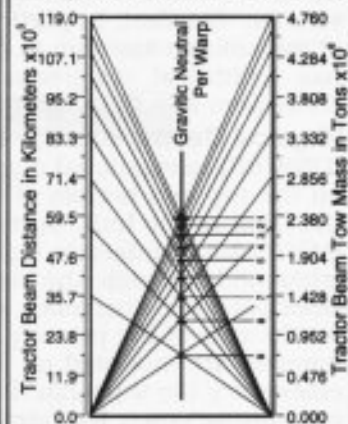
THE FOLLOWING SHIPS OF THE MK-XXXa CLASS WERE AUTHORIZED BY THE AMENDED ARTICLES OF FEDERATION OF STARDATE 2295.5

- | | | | |
|--------------------------|------------------------|---------------------------|------------------------|
| ANUBUS • NCC-5000B | DABILLA • NCC-5069B | LAGRONE • NCC-5081B | QUINTILLUS • NCC-5004B |
| APPEL • NCC-5053B | DEBNAM • NCC-5063B | LEO • NCC-5021B** | RAMOS • NCC-5074B |
| APUS • NCC-5032B | DIANA • NCC-5003B | LEO MINOR • NCC-5029B | REDWINE • NCC-5045B |
| AQUILA • NCC-5037B | DOWNING • NCC-5058B | LEPUS • NCC-5024B | REVERE • NCC-5009B |
| ARIES • NCC-5016B | DYKES • NCC-5051B | LEVERETT • NCC-5084B | RIEGER • NCC-5040B |
| AVERITT • NCC-5060B | ECKEL • NCC-5042B | LOHMANN • NCC-5088B** | ROLLINS • NCC-5050B |
| BAGGETT • NCC-5068B | EQUULUS • NCC-5017B | LUPUS • NCC-5018B | SACAJAWEA • NCC-5012B |
| BATIDOR • NCC-5079B | ESCALON • NCC-5049B | LYNX • NCC-5022B | SARTAIN • NCC-5068B |
| BORSCH • NCC-5073B | EVERITT • NCC-5071B | MARR • NCC-5086B | SELBY • NCC-5067B** |
| BOWIE • NCC-5011B | FABILA • NCC-5078B | MASERANG • NCC-5082B | SNEED • NCC-5047B |
| BRIDGER • NCC-5005B | FIEST • NCC-5083B | MAXHEIMER • NCC-5075B | SPEAKER • NCC-5010B |
| BURTON • NCC-5060B | FORBES • NCC-5089B | MEURER • NCC-5077B | TAULBEE • NCC-5081B |
| CAMELOPARDUS • NCC-5020B | GILLMORE • NCC-5095B | MICHAEL ADAM • NCC-5002B* | TAURUS • NCC-5019B |
| CANIS MAJOR • NCC-5025B | GRADEL • NCC-5093B | MONOCEROS • NCC-5015B | THATCHER • NCC-5043B |
| CANIS MINOR • NCC-5029B | GRUS • NCC-5038B | NAUSELY • NCC-5079B | TIMMS • NCC-5052B |
| CARSON • NCC-5006B | HAIGHT • NCC-5087B | NORTHCUTT • NCC-5064B | TONTI • NCC-5013B |
| CARSTEN • NCC-5085B | HAMILTON • NCC-5092B | ODELL • NCC-5041B | TRICE • NCC-5057B |
| CLAUENCH • NCC-5091B | HERMES • NCC-5001B | OLIVAS • NCC-5044B | TUCANA • NCC-5033B |
| CODY • NCC-5008B | HUSEMANN • NCC-5094B | PACE • NCC-5048B | UPSHAW • NCC-5056B |
| COLUMBIA • NCC-5035B | ICKES • NCC-5096B | PARMELEY • NCC-5054B** | URSA MAJOR • NCC-5023B |
| CONRAD • NCC-5097B | ISHAM • NCC-5090B | PAVO • NCC-5036B | URSA MINOR • NCC-5030B |
| CORVUS • NCC-5034B | JAEKEL • NCC-5046B | PEGASUS • NCC-5026B | VANN • NCC-5072B |
| CROCKETT • NCC-5014B | JURIK • NCC-5055B | PENoyer • NCC-5059B | VULPECULA • NCC-5027B |
| CURRY • NCC-5076B | KEEFER • NCC-5062B | PHOENIX • NCC-5039B | |
| CYGNUS • NCC-5031B | KILPATRICK • NCC-5065B | QUIADA • NCC-5070B | |

*CLASS SHIP. **LOST IN THE LINE OF DUTY. ***PROPOSED. ALL NAMES PRECEDED WITH U.S.S.

Tractor Beam Specifications

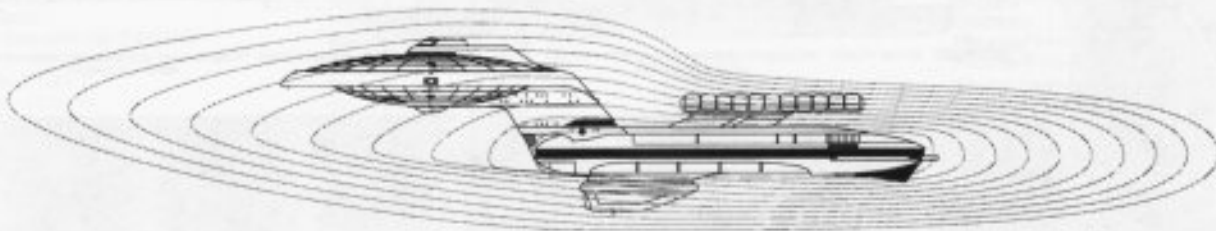
Primary Tractor Beam Load Calculator



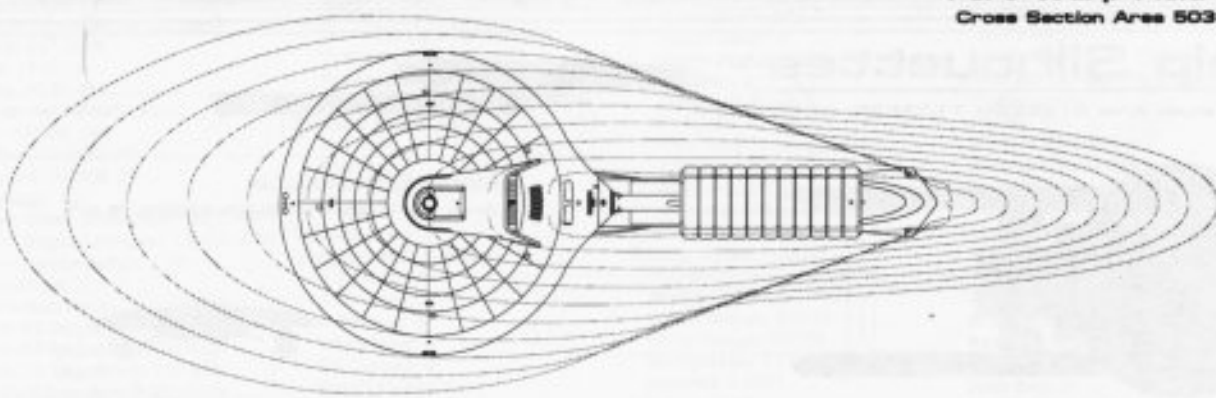
Field Length 541.44m
Field Width 115.58m
Field Height 115.58m



Front Warp Field Profile
Cross Section Area 18038.15 m²



Port Warp Field Profile
Cross Section Area 50368.90 m²



Top Warp Field Profile
Cross Section Area 80181.40 m²

WARP FIELDS

TRANSPORT / TUG



General Information

Specific Role: The Anaxagoras Class Transport/Tug is one of the Federation's most widely used supply line vessels. Starfleet, in particular, depends upon the reliability of this vessel since it spends the least amount of time of any starship in port, even when compared to deep space exploration vessels. The transport/tug has additional staterooms to accommodate passengers. This vessel is capable of transporting four containers at a time and up to eight containers through the use of container warp extenders.

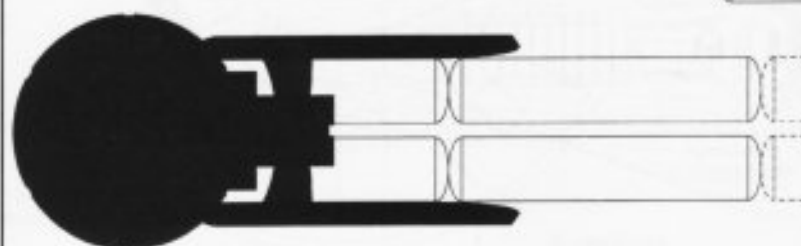
Physical Description: The (BS20/C-U8) bridge is centered on top of the (PH290/C-L5) primary hull and the (DN8/6N) navigational dome is centered underneath. five (BP2/60-2C) phaser banks are mounted radially on the top and bottom of the primary hull. A (PB2/50-20G) photon torpedo bay is mounted underneath the front of the hull. A medium hangar bay extends from the rear underneath the impulse engines. The (M80/28-4H) intermix chamber runs horizontally between the jefferies tubes however, the core can be jettisoned through the deflection crystal in an emergency. The matter/antimatter storage tanks are positioned for emergency jettisoning at the rear of the hull. A (IRF70E/8-IR) dual impulse unit is located on the rear of the primary hull to provide sub-light propulsion. For warp propulsion two (SW104/2-10RT) nacelles are mounted on (DU/70-12) support pylons underneath the rear of the hull. In the event of an emergency the warp nacelles and pylons can be jettisoned. Once separated the primary hull can maneuver on impulse power for extended periods of time.

Class Emblem




Ship Silhouettes

Total Target Area 51,859.09: 71,736.36: 107,123.43 m²



Top Silhouette

Area 38486.88: 48640.89: 71305.52 m²



Port Silhouette

Area 9370.06: 11040.68: 28328.75 m²



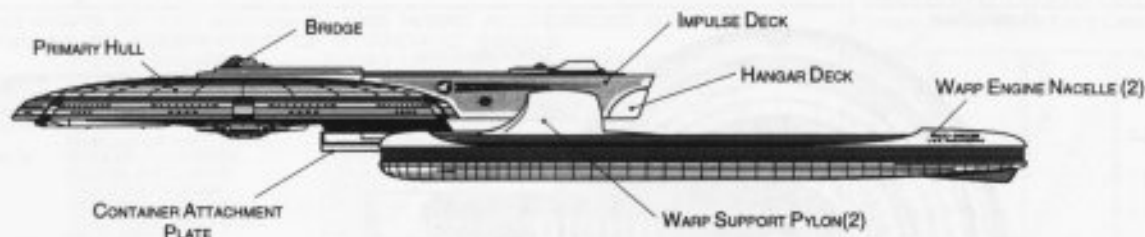
Front Silhouette

Area 3802.35: 5645.75: 7489.16 m²

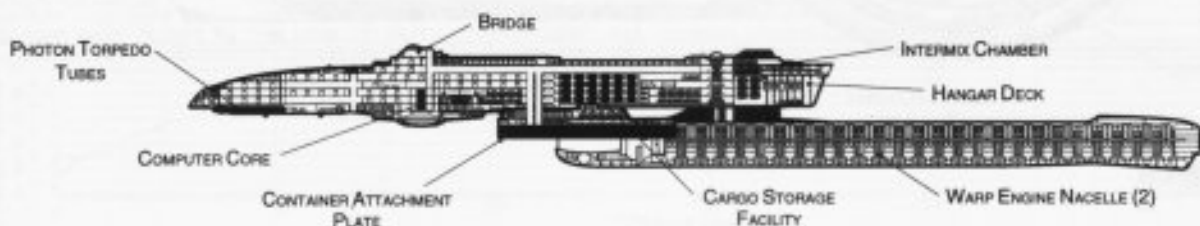


TRANSPORT / TUG

ANAXAGORAS CLASS



PORT PROFILE



CROSS SECTION

Statistics

Classification: Transport/Tug

Category: Transport/Tug

Class: Anaxagoras

Type: Class1

Model: MK-Via

Naval Construction Contract: 3803B

Number Proposed: 100

Number Constructed: 100

Number in Service: 96

Number Lost: 4

Dimensions:

Overall Dimensions (Meters)

Length: 387.70 m

Width: 177.21 m

Height: 48.00 m

Primary Hull Dimensions (Meters)

Length: 245.66 m

Width: 177.21 m

Height: 30.71 m

Secondary Hull Dimensions (Meters)

Length: N/A m

Width: N/A m

Height: N/A m

Warp Unit Dimensions (Meters)

Length: 247.08 m

Width: 17.70 m

Height: 20.33 m

Displacement (Metric Tons)

Light: 302806 mt

Standard: 324422 mt

Full Load: 362159 mt

Performance: mt

Impulse Units: Dual Unit (IRF70E/B-IR)

Impulse Engine Output: 1.64E+14 W

Impulse Power Index: 1.22

Max Cruising: C

Acceleration Rate:

0.00-0.25 Impulse: 0.149 sec.

0.25-0.50 Impulse: 0.234 sec.

0.50-0.75 Impulse: 0.313 sec.

0.75-Full Impulse: 0.391 sec.

Warp Units: 2 Nacelle Units (SW104/2-10RT)

Warp Engine Output: 1.04E+16 W

Warp Power Index: 1.22

Optimum Speed: 5

Max. Safe Cruising: 7

Emergency Speed: 8.2

Max. Speed: 9.05

Destructive Speed: 9.25

Acceleration Power: 3

Acceleration Times:

Warp 1 - Warp 2: 0.165 sec.

Warp 2 - Warp 3: 0.264 sec.

Warp 3 - Warp 4: 0.999 sec.

Warp 4 - Warp 5: 1.437 sec.

Warp 5 - Warp 6: 1.536 sec.

Warp 6 - Warp 7: 1.659 sec.

Warp 7 - Warp 8: 2.130 sec.

Warp 8 - Warp 9: 3.047 sec.

Warp 9 - Warp 9.5: 6.770 sec.

Warp 9.5 - Warp 9.75: 7.843 sec.

Warp 9.75 - Warp 9.9: 16.265

Duration (Years)

Standard: 6 Years

Maximum: 24 Years

Std. Ships Complement: 859

Officers: 137

Crew (Ensign Grade): 671

Troops: 51

Passengers: 92

Emergency condition: + 1144

Medical Facilities:

Doctors: 10

Nurses: 23

Operating Rooms: 8

Beds: 53

Laboratories: 13

Transporters Total: 19

1 Person: 0

2 Person: 0

6 Person: 8

12 Person: 0

22 Person: 8

Small Cargo: 2

Medium Cargo: 1

Large Cargo: 0

Super Cargo: 0

Brigs: 30

Replicators: 25

Tractor Beams:

Tow Capacity: 4.26E+06 mt

Max Range: 1.06E+05 km

Cargo Specification:

Standard Cargo Units: 386

Cargo Capacity: 19300 mt

Shuttlecraft Specifications:

Docking Ports: 2

Shuttlecraft Bays Total: 1

Small Bay: 0

Medium Bay: 1

Large Bay: 0

Super Bay: 0

Shuttlecraft Standard: 35

Work Bees: 2

Travel Pods: 2

Aquatic Shuttle: 1

Light Shuttle: 1

Standard Shuttle: 8

Heavy Shuttle: 1

Cargo Shuttle: 1

Assault Shuttle: 5

Killer Bees: 3

Light Fighter: 4

Fighter: 4

Heavy Fighter: 3

Lifeboats: 85

Turbolift (8 person): 41

Lifeboat (10 person): 30

Lifeboat (20 person): 13

Lifeboat (30 person): 1

Cloaking Devices: 0

Sensor Index Values:

Planetary Survey: 0.9670

Stellar Survey: 0.8608

Short Range: 0.9834

Long Range: 0.8754

Navigation: 1.1198

Special: 1.9397

Computers: 2

Type: Daystrom Duotronic IVx

Type: Daystrom Duotronic III.b

ECM Index: 1.12

Shield Rating:

Shield Index: 1.40

Holdoff Power: 1.57E+12 W

Refresh Rate: 4.47E+11 W

Breakdown Rate: 5.37E+11 W

Shield Dimensions (Meters)

Length: 581.55 m

Width: 265.82 m

Height: 72.00 m

Weapons:

Phaser Power Index: 0.625

Photon Power Index: 0.292

Vessel Power Index: 0.458

Weapon Placement:

Beam (Phasers) Total: 10 banks 2 each

Output: 7.50E+11 W / 3.7E11 W

Range: 4.10E+05 km

Rate of Fire: 40 ppm / Cont.

Forward Banks: 2

Rear Banks: 0

Port Banks: 4

Starboard Banks: 4

Upper Banks: 0

Lower Banks: 0

Beam (MegaPhasers) Total: 0

Output: N/A

Range: N/A

Rate of Fire: N/A

Forward/Rear Banks: 0

Port/Starboard Banks: 0

Upper/Lower Banks: 0

Torpedoes (Photon) Total: 2 Bays

Stock: 70

Range: 2.90E+05 km

Output: 10-55 Megatons

Rate of Fire: 15 spm

Forward Bay: 2

Rear Bay: 0

Port Bay: 0

Starboard Bay: 0

Upper Bay: 0

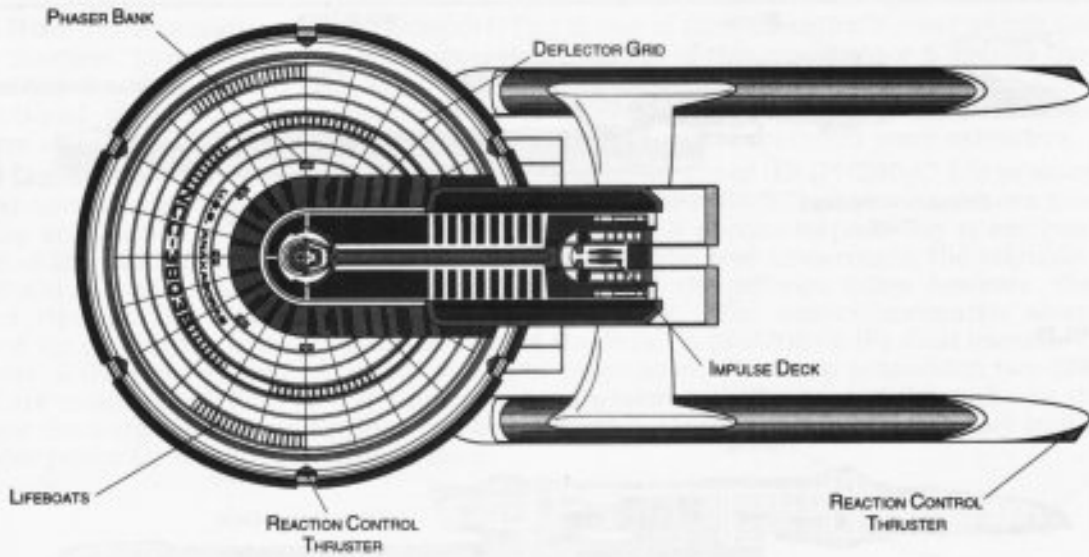
Lower Bay: 0

FEDERATION VESSEL

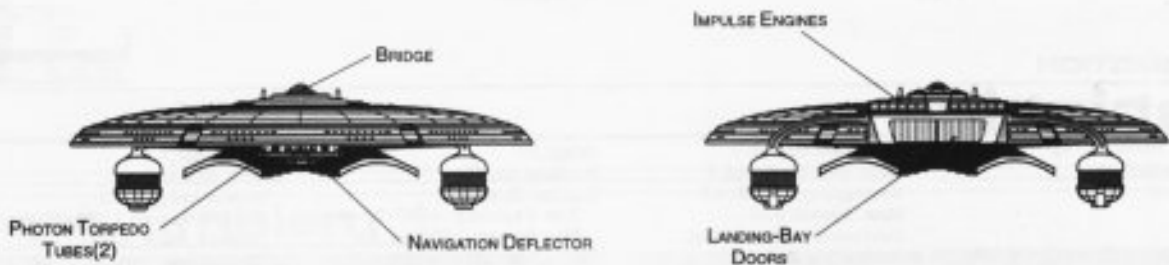
TRANSPORT / TUG



ANAXAGORAS CLASS

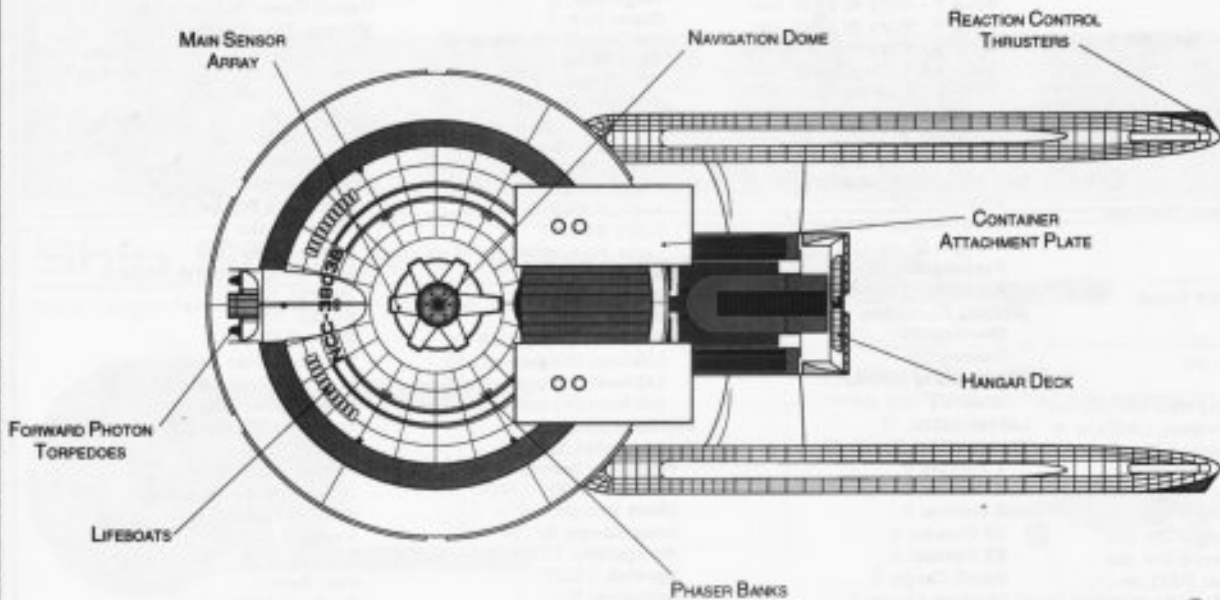


TOP PROFILE




FRONT PROFILE

REAR PROFILE



BOTTOM PROFILE



FEDERATION VESSEL



TRANSPORT / TUG

Ship Names

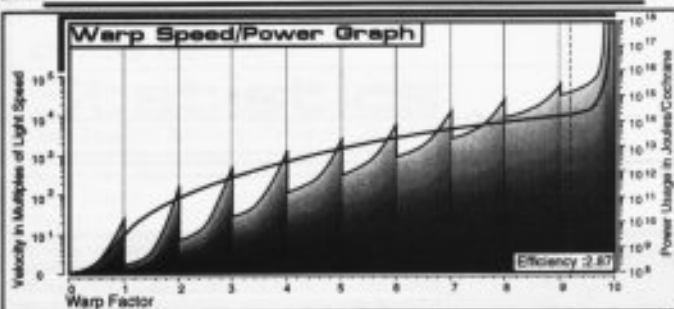

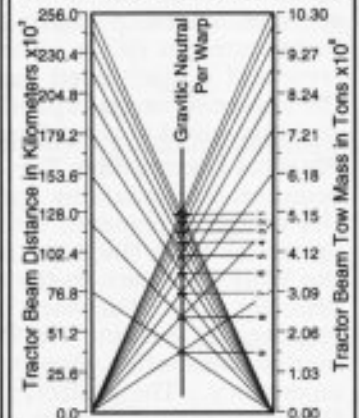
THE FOLLOWING SHIPS OF THE MK-VIa CLASS WERE AUTHORIZED BY THE AMENDED ARTICLES OF FEDERATION OF STARDATE 2288.2

- | | | | |
|--|--|---|---|
| AIRY • NCC-3842B
AL RASHID • NCC-3802B
AMBARTSUMIAN • NCC-3817B
ANAXAGORAS • NCC-3803B
ANAXIMANDER • NCC-3804B
APJAN • NCC-3806B
ARISTARCHUS • NCC-3805B
BAUDE • NCC-3855B
BAYER • NCC-3869B
BELA • NCC-3884B
BONDI • NCC-3843B
BRAHE • NCC-3821B
BROUWER • NCC-3897B
CAMPBELL • NCC-3856B
CARRINGTON • NCC-3870B
CASSINI • NCC-3824B
CHAMBERLAIN • NCC-3883B
CHAUVENET • NCC-3844B
CLARK • NCC-3898B
COLUMBO • NCC-3857B
COPERNICUS • NCC-3815B
DESLANDRES • NCC-3820B
DOLLFUS • NCC-3885B
DONATI • NCC-3825B
DOPPLER • NCC-3831B | DREYER • NCC-3899B
EDDINGTON • NCC-3845B
ENCKE • NCC-3859B
ERATOSTHENES • NCC-3807B
FLAMARION • NCC-3818B
FRACASTOR • NCC-3872B
GAILLOT • NCC-3832B
GALILEI • NCC-3808B
GALLE • NCC-3886B
GAUTIER • NCC-3846B
GOLDRICKE • NCC-3858B
HALE • NCC-3873B
HALLEY • NCC-3833B
HAYASHI • NCC-3887B
HENCKE • NCC-3847B
HERSCHELL • NCC-3860B
HEVELIUS • NCC-3814B
HIPPARCHUS • NCC-3809B
HIRAYAMA • NCC-3874B
HOLDEN • NCC-3834B
HUBBARD • NCC-3888B
HUBBLE • NCC-3848B
HUMANSON • NCC-3861B
IBN DAUD • NCC-3806B
JANSKI • NCC-3875B | JEFFREY • NCC-3835B
KAULA • NCC-3889B
KEPPLER • NCC-3816B
KIDINNU • NCC-3826B
KLEPSTRA • NCC-3862B
KRUGER • NCC-3871B
KUIPER • NCC-3836B
LAPLACE • NCC-3876B
LEAVITT • NCC-3849B
LEVERRIER • NCC-3828B
LOCKYER • NCC-3890B
LUYTEN • NCC-3829B
MESSIER • NCC-3830B
MITCHELL • NCC-3863B
MONCRIEF • NCC-3800B
NEWCOMB • NCC-3877B
NEWTON • NCC-3822B
OORT • NCC-3837B
PALITZSCH • NCC-3891B
PEALE • NCC-3850B
PHILOLOUS • NCC-3811B
PIAZZI • NCC-3827B
PICKERING • NCC-3864B
POPPER • NCC-3878B
PRITCHETT • NCC-3838B | PTOLEMY • NCC-3801B
PYTHAGORAS • NCC-3812B
REBER • NCC-3892B
RICCIOLI • NCC-3823B
RITTENHOUSE • NCC-3851B
ROSS • NCC-3865B
SABINE • NCC-3879B
SAVARY • NCC-3839B
SCHEINER • NCC-3893B
SCHIAPARELLI • NCC-3819B
SCHMIDT • NCC-3890B
SECCHI • NCC-3852B
SHKLOVSKY • NCC-3866B
STRUVE • NCC-3840B
SWIFT • NCC-3894B
THALES • NCC-3813B
TOMBAUGH • NCC-3853B
TOSCANELLI • NCC-3867B
ULUGH BEG • NCC-3810B
VAN DE KAMP • NCC-3881B
VOGEL • NCC-3841B
VON ZACH • NCC-3862B
WALKER • NCC-3895B
WOLASTON • NCC-3854B
WRIGHT • NCC-3868B |
|--|--|---|---|

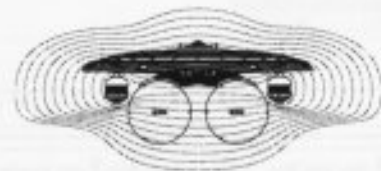
*CLASS SHIP, **LOST IN THE LINE OF DUTY, ***PROPOSED. ALL NAMES PRECEDED WITH U.S.S.

Tractor Beam Specifications


Primary Tractor Beam Load Calculator



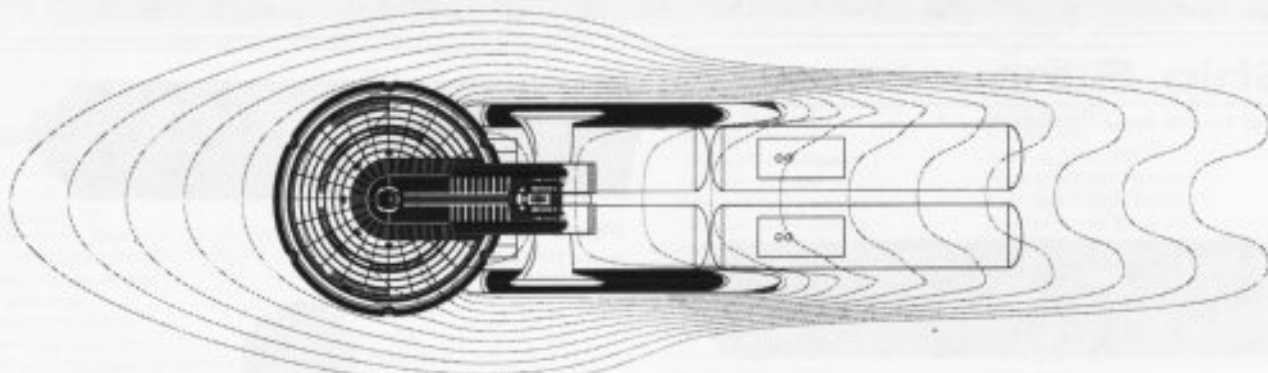
Field Length 948.55m
 Field Width 277.88m
 Field Height 122.30m



Front Warp Field Profile
 Cross Section Area 24041.50 m²



Port Warp Field Profile
 Cross Section Area 86026.86 m²



Top Warp Field Profile
 Cross Section Area 187303.74 m²

WARP FIELDS

SRM3 04:02:12:04

STARFLEET REFERENCE MANUAL

ANAXAGORAS CLASS

FEDERATION VESSEL

BULK CARGO CARRIER



General Information

Specific Role: The Bulk Cargo Carrier (BCC) is the super-tanker of the Federation. Often, starbase sections, starship parts (such as primary hulls or warp nacelles) and whole research stations are transported in BCCs. The responsibility of safely navigating this 1300 meter monster requires a serious crew and a disciplined captain. Many work Bees, heavy shuttle craft and shutugs are needed to handle the immense cargo capabilities of the BCC. Despite the large size of this vessel, it is able to maintain a top cruising speed of warp four.

Physical Description: The overall design of the BCC is cylindrical in nature and has 78 (TB5/M40) tractor beam mooring stations spaced equally around the interior for handling and securing cargo. The (BS20/C-U8) bridge is centered on the top front center of the cargo hull and the (DN8/A12) navigational deflector protrudes from the front center of the main hull. The BCC has a (BP1/30-1C) phaser but, during transit the Work Bees are in their Killer Bee attachments. A small hangar bay is directly underneath the main deflector dish. For warp propulsion, two (SW52/15RT) warp nacelles extend from the rear of the conical engineering section. The (M50/16-4B) intermix chamber runs vertically down from the deflection crystal to matter/antimatter storage facility. The core can be jettisoned through the deflection crystal in an emergency. The matter/antimatter storage tanks are positioned for emergency jettisoning at the rear of the engineering section underneath the warp nacelles. For sub-light propulsion, three high output (UHO80E/10BC) dual impulse units are located on the rear of the engineering section just above the warp nacelles. In the event of an emergency the warp nacelles can be jettisoned. The BCC can continue indefinitely without the warp nacelles but would require emergency assistance in the event of a warp core jettison.

Class Emblem



Ship Silhouettes

Total Target Area 123899.32 m²



Top Silhouette
Area 57622.70 m²



Port Silhouette
Area 57340.42 m²

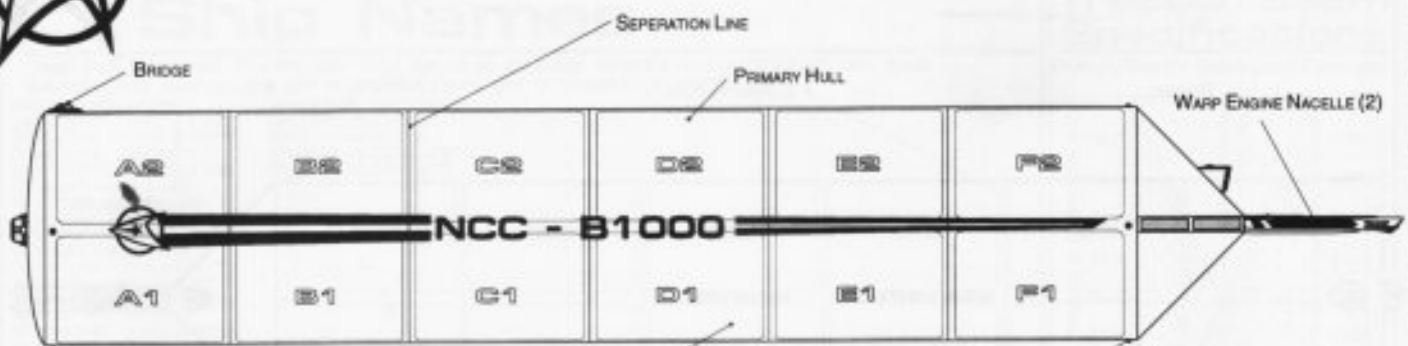


Front Silhouette
Area 8936.20 m²

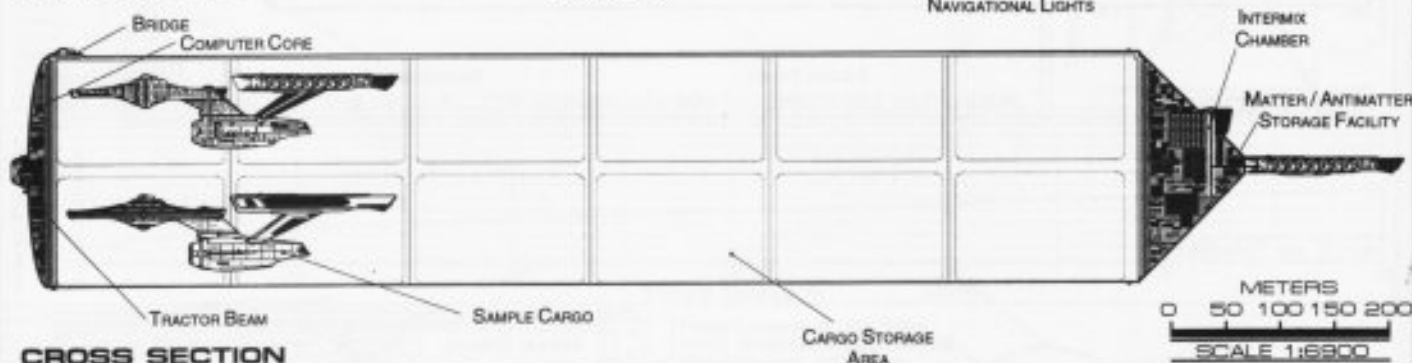
BULK CARGO CARRIER



KENTWOOD CLASS



PORT PROFILE



CROSS SECTION

Statistics

Classification: Bulk Cargo Carrier

Category: Cargo Vessel

Class: Kentwood

Type: Class2

Model: MK2-III

Naval Construction Contract: B1000

Number Proposed: 30

Number Constructed: 22

Number in Service: 22

Number Lost: 0

Dimensions:

Overall Dimensions (Meters)

Length: 1271.75 m

Width: 216.66 m

Height: 222.16 m

Primary Hull Dimensions (Meters)

Length: 1121.13 m

Width: 216.66 m

Height: 222.16 m

Secondary Hull Dimensions (Meters)

Length: N/A m

Width: N/A m

Height: N/A m

Warp Unit Dimensions (Meters)

Length: 150.62 m

Width: 12.63 m

Height: 18.32 m

Displacement (Metric Tons)

Light: 3396382 mt

Standard: 3638838 mt

Full Load: 4062107 mt

Performance: mt

Impulse Units: Dual Unit (UHO80E/100C)

Impulse Engine Output: 1.17E+14 W

Impulse Power Index: 0.03

Max Cruising: C

Acceleration Rate:

0.00-0.25 Impulse: 2.339 sec.

0.25-0.50 Impulse: 3.682 sec.

0.50-0.75 Impulse: 4.913 sec.

0.75-Full Impulse: 6.145 sec.

Warp Units: 2 Nacelle Units (SW52/15RT)

Warp Engine Output: 3.02E+15 W

Warp Power Index: 0.03

Optimum Speed: 3

Max. Safe Cruising: 4

Emergency Speed: 4.5

Max. Speed: 4.7

Destructive Speed: 5

Acceleration Power: 3

Acceleration Times:

Warp 1 - Warp 2: 6.350 sec.

Warp 2 - Warp 3: 10.160 sec.

Warp 3 - Warp 4: 38.417 sec.

Warp 4 - Warp 5: 55.245 sec.

Warp 5 - Warp 6: 59.055 sec.

Warp 6 - Warp 7: 63.817 sec.

Warp 7 - Warp 8: 81.915 sec.

Warp 8 - Warp 9: 117.157 sec.

Warp 9 - Warp 9.5: 260.349 sec.

Warp 9.5 - Warp 9.75: 301.624 sec.

Warp 9.75 - Warp 9.9: 625.472 sec.

Duration (Years)

Standard: 7 Years

Maximum: 28 Years

Std. Ships Complement: 57

Officers: 10

Crew (Ensign Grade): 47

Troops: 0

Passengers: 36

Emergency condition: + 118,203

Medical Facilities:

Doctors: 3

Nurses: 7

Operating Rooms: 2

Beds: 16

Laboratories: 111

Transporters Total: 124

1 Person: 0

2 Person: 0

6 Person: 1

12 Person: 0

22 Person: 1

Small Cargo: 56

Medium Cargo: 33

Large Cargo: 33

Super Cargo: 0

Brigs: 221

Replicators: 359

Tractor Beams:

Tow Capacity: 5.54E+06 mt

Max Range: 1.11E+05 km

Cargo Specifications:

Standard Cargo Units: 50000

Cargo Capacity: 2500000 mt

Shuttlecraft Specifications:

Docking Ports: 1

Shuttlecraft Bays Total: 1

Small Bay: 1

Medium Bay: 0

Large Bay: 0

Super Bay: 0

Shuttlecraft Standard: 32

Work Bees: 12

Travel Pods: 1

Aquatic Shuttle: 1

Light Shuttle: 0

Standard Shuttle: 6

Heavy Shuttle: 1

Cargo Shuttle: 1

Shutug Shuttle: 10

Killer Bees: 0

Light Fighter: 0

Fighter: 0

Heavy Fighter: 0

Lifeboats: 5

Turbolift (8 person): 5

Lifeboat (10 person): 0

Lifeboat (20 person): 0

Lifeboat (30 person): 0

Cloaking Devices: 0

Sensor Index Values:

Planetary Survey: 0.2063

Stellar Survey: 0.4125

Short Range: 0.4125

Long Range: 0.8250

Navigation: 0.3993

Special: 0.0680

Computers: 2

Type: Daystrom Duotronic II:k

Type: Daystrom Duotronic I:n

ECM Index: 0.50

Shield Rating:

Shield Index: 13.58

Holdoff Power: 1.53E+13 W

Refresh Rate: 4.34E+12 W

Breakdown Rate: 5.21E+12 W

Shield Dimensions (Meters)

Length: 1907.63 m

Width: 324.99 m

Height: 333.24 m

Weapons:

Phaser Power Index: 0.042

Photon Power Index: 0.000

Vessel Power Index: 0.021

Weapon Placement:

Beam (Phasers) Total: 1 banks 2 each

Output: 5.00E+11 W / 2.5E11 W

Range: 2.50E+05 km

Rate of Fire: 20 ppm / Cont.

Forward Banks: 1

Rear Banks: 0

Port Banks: 0

Starboard Banks: 0

Upper Banks: 0

Lower Banks: 0

Beam (MegaPhasers) Total: 0

Output: N/A

Range: N/A

Rate of Fire: N/A

Forward/Rear Banks: 0

Port/Starboard Banks: 0

Upper/Lower Banks: 0

Torpedoes (Photon) Total: 0 Bays

Stock: N/A

Range: N/A

Output: N/A

Rate of Fire: N/A

Forward Bay: 0

Rear Bay: 0

Port Bay: 0

Starboard Bay: 0

Upper Bay: 0

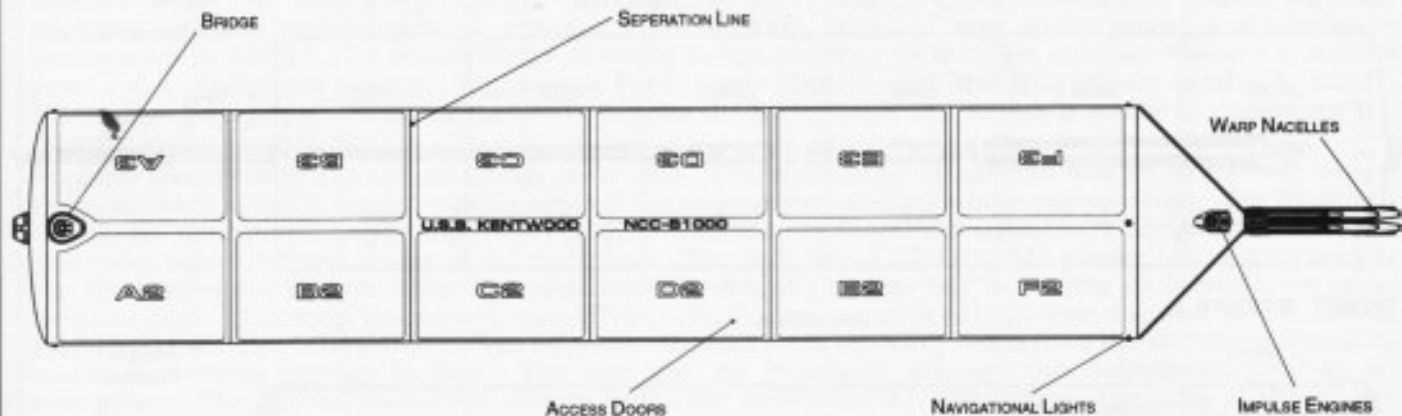
Lower Bay: 0

FEDERATION VESSEL

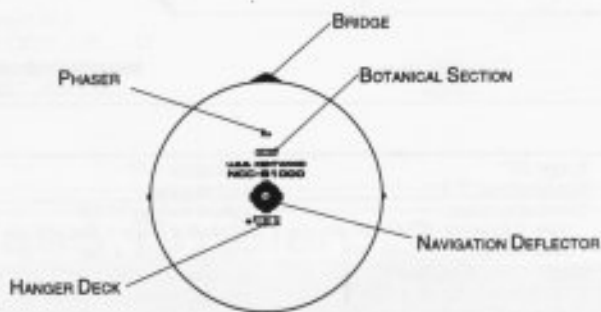
BULK CARGO CARRIER



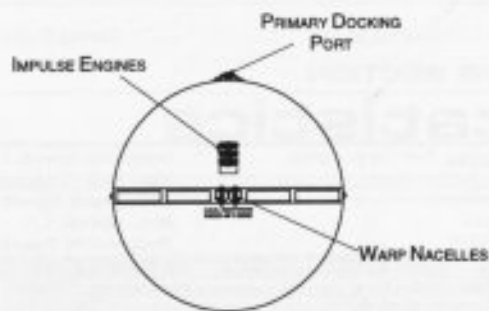
KENTWOOD CLASS



TOP PROFILE

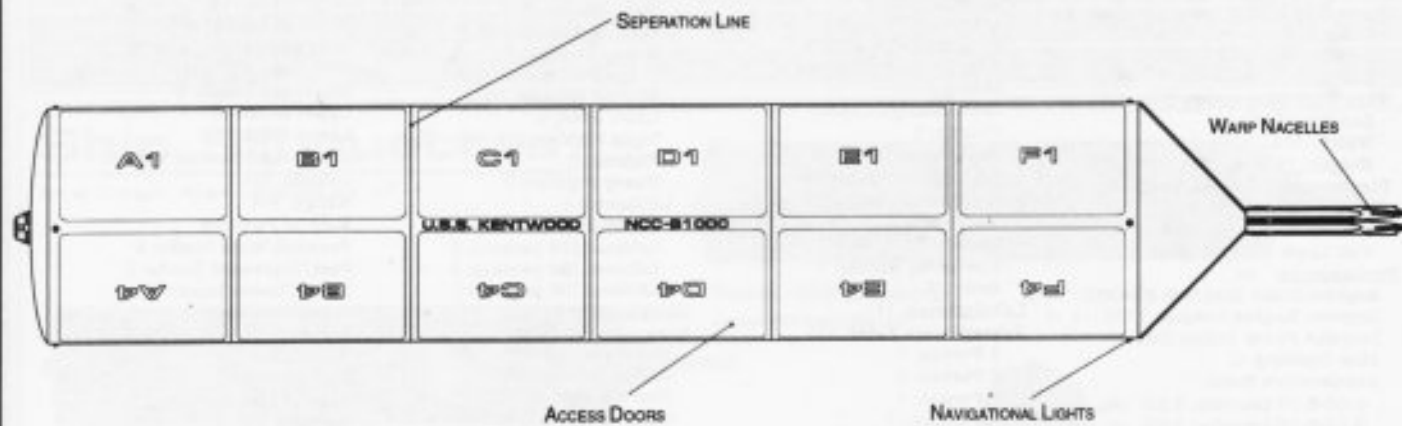


FRONT PROFILE

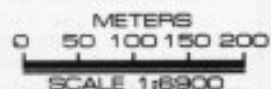


REAR PROFILE

FEDERATION VESSEL



BOTTOM PROFILE





BULK CARGO CARRIER

Ship Names

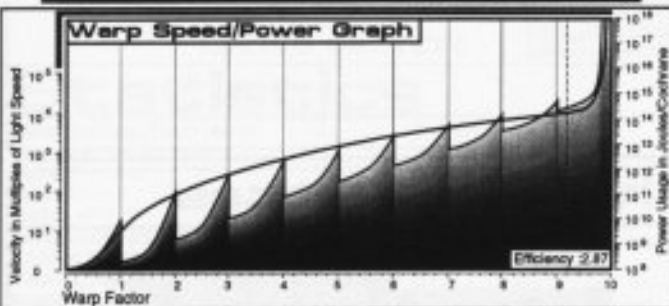

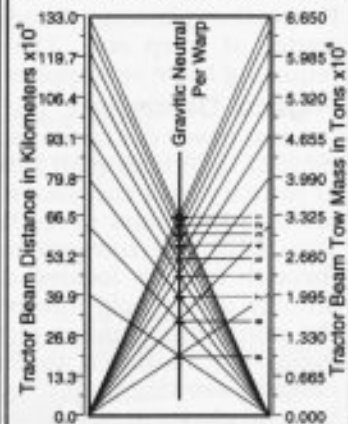
THE FOLLOWING SHIPS OF THE MK2-III CLASS WERE AUTHORIZED BY THE AMENDED ARTICLES OF FEDERATION OF STARDATE 2270.11

- | | |
|---------------------------|------------------------|
| AARON • NCC-B1016 | VEERKAMP • NCC-B1002 |
| BARKOWSKY • NCC-B1025*** | WALLER • NCC-B1012 |
| BILDERBACK • NCC-B1027*** | WANG • NCC-B1019 |
| DAWDY • NCC-B1022*** | WRINKLE • NCC-B1028*** |
| GAWLIKOWSKI • NCC-B1001 | ZABELL • NCC-B1029*** |
| GIDDENS • NCC-B1007 | |
| GLADDEN • NCC-B1004 | |
| GLEASON • NCC-B1006 | |
| GREATHOUSE • NCC-B1009 | |
| GREINER • NCC-B1018 | |
| HENTHORN • NCC-B1024*** | |
| HOTCHKIN • NCC-B1028*** | |
| KENTWOOD • NCC-B1000 | |
| MATSIK • NCC-B1020 | |
| MISCHLONEY • NCC-B1003 | |
| MONCIVALS • NCC-B1011 | |
| MONTELONGO • NCC-B1005 | |
| MOODY • NCC-B1008 | |
| MOSHER • NCC-B1010 | |
| MOYER • NCC-B1017 | |
| NUNNALLEE • NCC-B1023*** | |
| SEALY • NCC-B1021 | |
| TURK • NCC-B1013 | |
| VADDER • NCC-B1015 | |
| VASILJOTIS • NCC-B1014 | |


***CLASS SHIP. **LOST IN THE LINE OF DUTY. *PROPOSED. ALL NAMES PRECEDED WITH U.S.S.

Tractor Beam Specifications

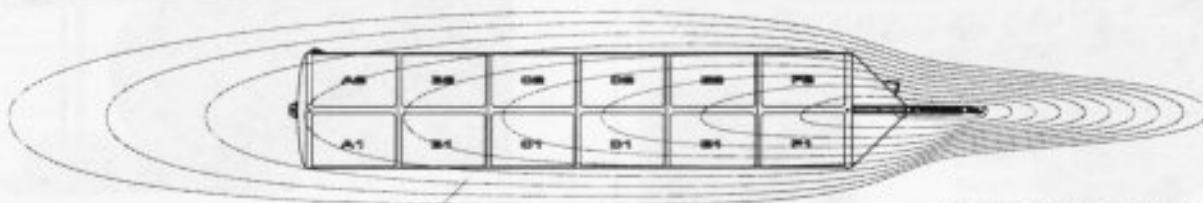
Primary Tractor Beam Load Calculator



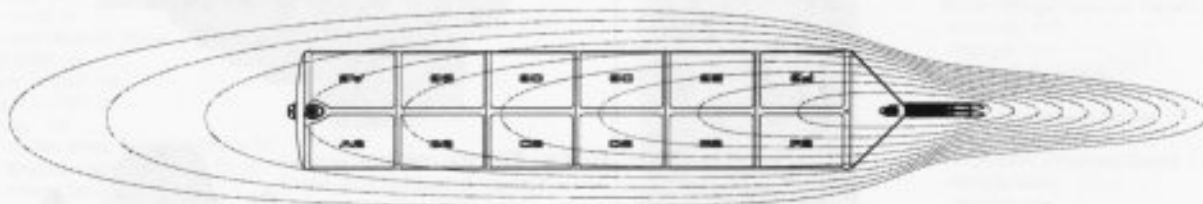
Field Length 2192.94m
Field Width 354.53m
Field Height 354.52m



Front Warp Field Profile
Cross Section Area 98712.96 m²



Port Warp Field Profile
Cross Section Area 563343.10 m²



Top Warp Field Profile
Cross Section Area 563341.91 m²

WARP FIELDS

CARGO DRONE



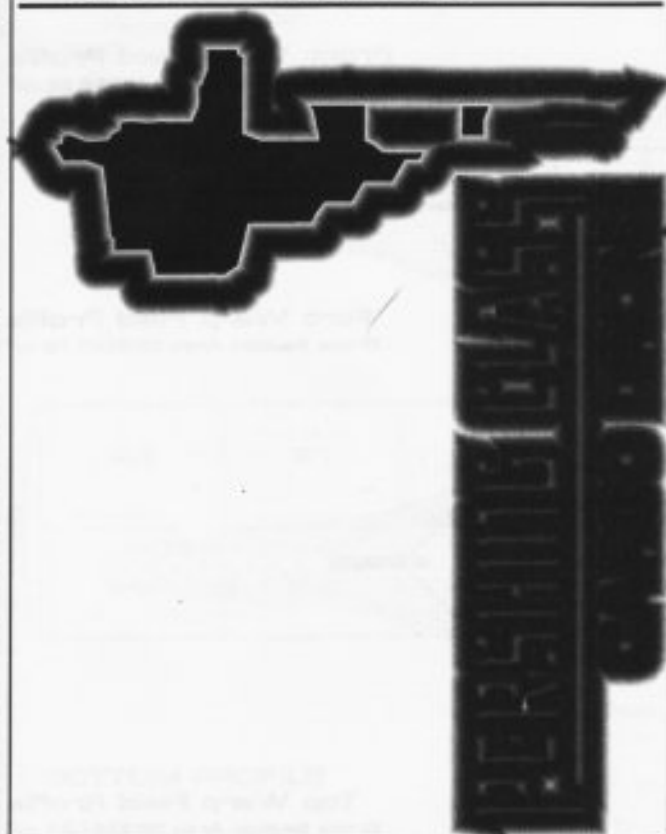
PERSHING CLASS

General Information

Specific Role: The Pershing class Cargo Drone is used to transport low priority cargo between inner Federation planets. Generally these vessels can be found navigating their way through commercial trade-routes at warp six. The drone's turn-around time in port is extremely fast since it does not have a crew requiring leave or supplies.

Physical Description: The boxy construction of the Cargo Drone hides the efficiency of its design. The central tower contains an auxiliary type (CD15/C-R5) bridge, a medium hangar bay and computer core. A (SM52/12D) high gain sensor array is located immediately forward of the central tower. The (PH245/CD-1) primary hull consists mainly of standard storage with engineering section at the rear. The descending tower is the major cargo hold with hold number one and the light cargo hold located immediately forward. Two (DN5/C9) navigational deflectors are mounted on the front of the light cargo section. Holds two through five are located directly behind the lower tower in descending size. A tractor beam is mounted directly under hold number 5. The (M60/26-4H) intermix chamber is located between the pylons with the matter/antimatter facilities at the rear. For sub-light propulsion, two (IRF35E/4-IR) single impulse drives are mounted to either side of the rear section. For warp propulsion, two (SW52/15CD) warp nacelles are mounted to either side of the engineering section on (DU/70-12F) pylons. No provisions have been made for jettisoning the warp core or nacelles since crew safety is not a concern. In the event of a warp core breach or catastrophic engine damage, a warning is broadcast on all frequencies describing the danger and distance required for safety purposes.

Class Emblem



Ship Silhouettes

Total Target Area 47441.00 m²



Top Silhouette

Area 25031.86 m²



Port Silhouette

Area 13197.86 m²



Front Silhouette

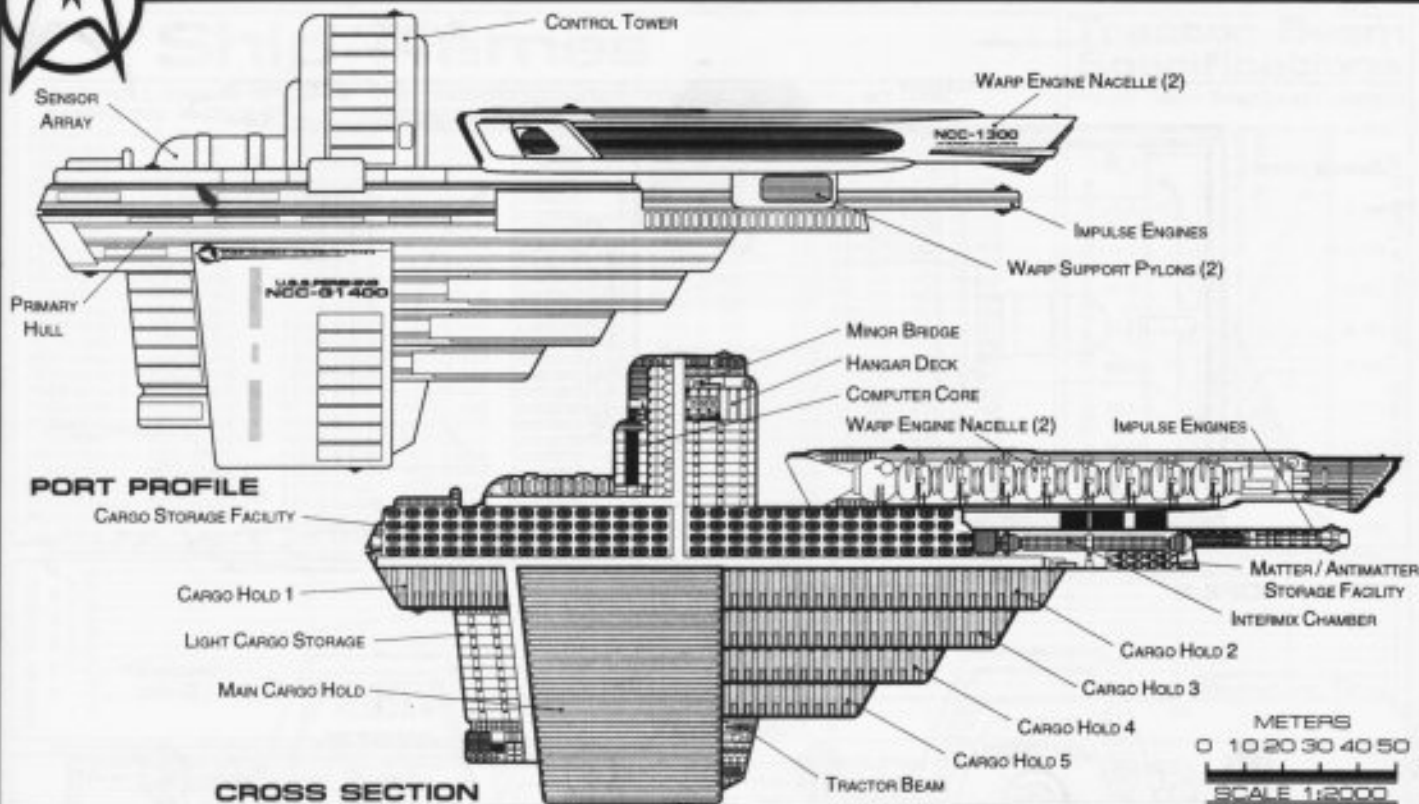
Area 9211.38 m²

FEDERATION VESSEL



CARGO DRONE

PERSHING CLASS



Statistics

Classification: Cargo Drone

Category: Cargo Vessel

Class: Pershing

Type: Class 6

Model: MK6-IV

Naval Construction Contract: G1400

Number Proposed: 100

Number Constructed: 98

Number in Service: 96

Number Lost: 2

Dimensions:

Overall Dimensions (Meters)

Length: 261.30 m

Width: 120.16 m

Height: 115.68 m

Primary Hull Dimensions (Meters)

Length: 246.90 m

Width: 104.60 m

Height: 115.68 m

Secondary Hull Dimensions (Meters)

Length: N/A m

Width: N/A m

Height: N/A m

Warp Unit Dimensions (Meters)

Length: 154.81 m

Width: 12.63 m

Height: 18.32 m

Displacement (Metric Tons)

Light: 206930 mt

Standard: 221702 mt

Full Load: 247491 mt

Performance: mt

Impulse Units: Dual Unit (IRF35E/4-IR)

Impulse Engine Output: $3.90E+13$ W

Impulse Power Index: 0.52

Max Cruising: C

Acceleration Rate:

0.00-0.25 Impulse: 0.427 sec.

0.25-0.50 Impulse: 0.673 sec.

0.50-0.75 Impulse: 0.898 sec.

0.75-Full Impulse: 1.123 sec.

Warp Units: 2 Nacelle Units (SW52/15CD)

Warp Engine Output: $3.02E+15$ W

Warp Power Index: 0.52

Optimum Speed: 4

Max. Safe Cruising: 6

Emergency Speed: 6.5

Max. Speed: 7

Destructive Speed: 7.2

Acceleration Power: 3

Acceleration Times:

Warp 1 - Warp 2: 0.387 sec.

Warp 2 - Warp 3: 0.619 sec.

Warp 3 - Warp 4: 2.341 sec.

Warp 4 - Warp 5: 3.366 sec.

Warp 5 - Warp 6: 3.598 sec.

Warp 6 - Warp 7: 3.888 sec.

Warp 7 - Warp 8: 4.991 sec.

Warp 8 - Warp 9: 7.138 sec.

Warp 9 - Warp 9.5: 15.862 sec.

Warp 9.5 - Warp 9.75: 18.377 sec.

Warp 9.75 - Warp 9.9: 38.108 sec.

Duration (Years)

Standard: 7 Years

Maximum: 28 Years

Std. Ships Complement: 0

Officers: 0

Crew (Ensign Grade): 0

Troops: 0

Passengers: 0

Emergency condition: + 0

Medical Facilities:

Doctors: 0

Nurses: 0

Operating Rooms: 0

Beds: 0

Laboratories: 7

Transporters Total: 8

1 Person: 0

2 Person: 0

6 Person: 4

12 Person: 0

22 Person: 0

Small Cargo: 2

Medium Cargo: 2

Large Cargo: 0

Super Cargo: 0

Brigs: 13

Replicators: 17

Tractor Beams:

Tow Capacity: $3.84E+06$ mt

Max Range: $1.36E+05$ km

Cargo Specification:

Standard Cargo Units: 3500

Cargo Capacity: 175000 mt

Shuttlecraft Specifications:

Docking Ports: 1

Shuttlecraft Bays Total: 1

Small Bay: 1

Medium Bay: 0

Large Bay: 0

Super Bay: 0

Shuttlecraft Standard: 0

Work Bees: 0

Travel Pods: 0

Aquatic Shuttle: 0

Light Shuttle: 0

Standard Shuttle: 0

Heavy Shuttle: 0

Cargo Shuttle: 0

Assault Shuttle: 0

Killer Bees: 0

Light Fighter: 0

Fighter: 0

Heavy Fighter: 0

Lifeboats: 3

Turbolift (8 person): 3

Lifeboat (10 person): 0

Lifeboat (20 person): 0

Lifeboat (30 person): 0

Cloaking Devices: 0

Sensor Index Values:

Planetary Survey: 0.0413

Stellar Survey: 0.4125

Short Range: 0.0625

Long Range: 0.6250

Navigation: 0.0699

Special: 0.0000

Computers: 2

Type: Daystrom Duotronic III:d

Type: Daystrom Duotronic II:c

ECM Index: 0.10

Shield Rating:

Shield Index: 0.87

Holdoff Power: $9.81E+11$ W

Refresh Rate: $2.79E+11$ W

Breakdown Rate: $3.35E+11$ W

Shield Dimensions (Meters)

Length: 391.95 m

Width: 180.24 m

Height: 173.52 m

Weapons:

Phaser Power Index: 0.000

Photon Power Index: 0.000

Vessel Power Index: 0.000

Weapon Placement:

Beam (Phasers) Total: 0 banks

Output: N/A

Range: N/A km

Rate of Fire: N/A

Forward Banks: 0

Rear Banks: 0

Port Banks: 0

Starboard Banks: 0

Upper Banks: 0

Lower Banks: 0

Beam (MegaPhasers) Total: 0

Output: N/A

Range: N/A

Rate of Fire: N/A

Forward/Rear Banks: 0

Port/Starboard Banks: 0

Upper/Lower Banks: 0

Torpedoes (Photon) Total: 0 Bays

Stock: N/A

Range: N/A

Output: N/A

Rate of Fire: N/A

Forward Bay: 0

Rear Bay: 0

Port Bay: 0

Starboard Bay: 0

Upper Bay: 0

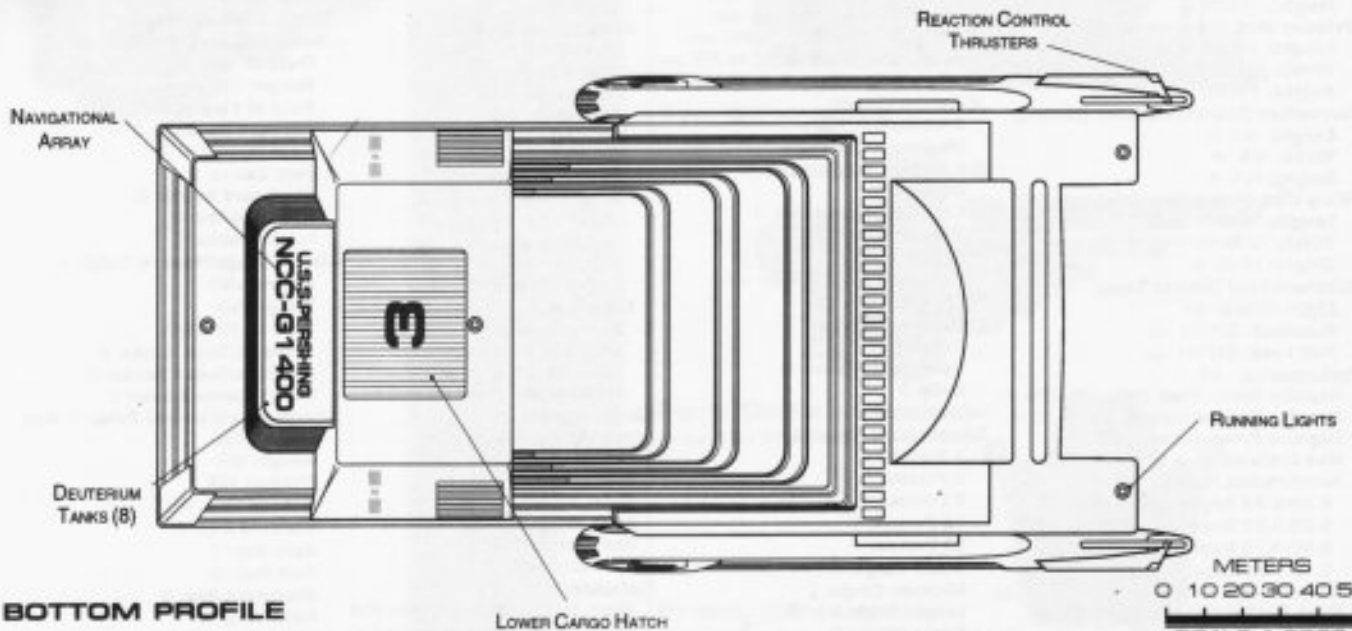
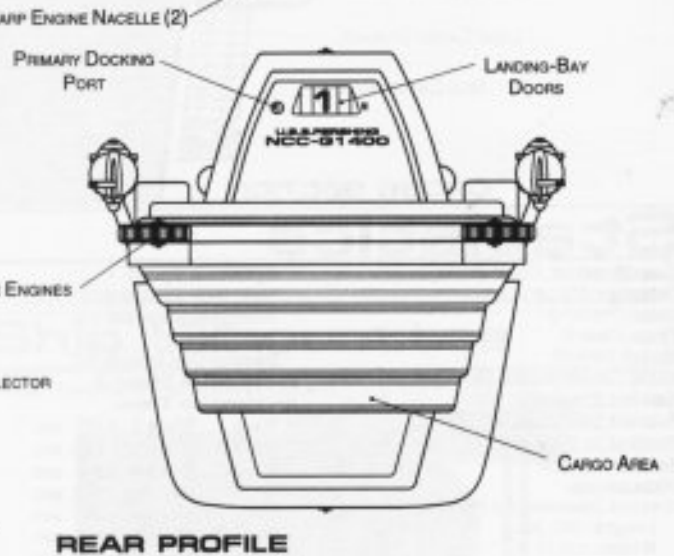
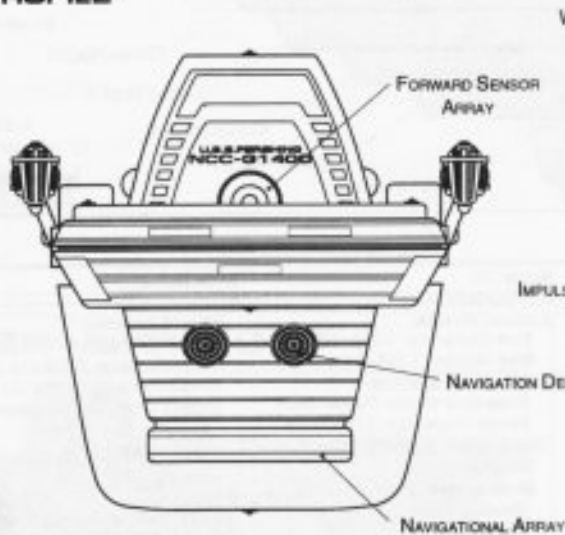
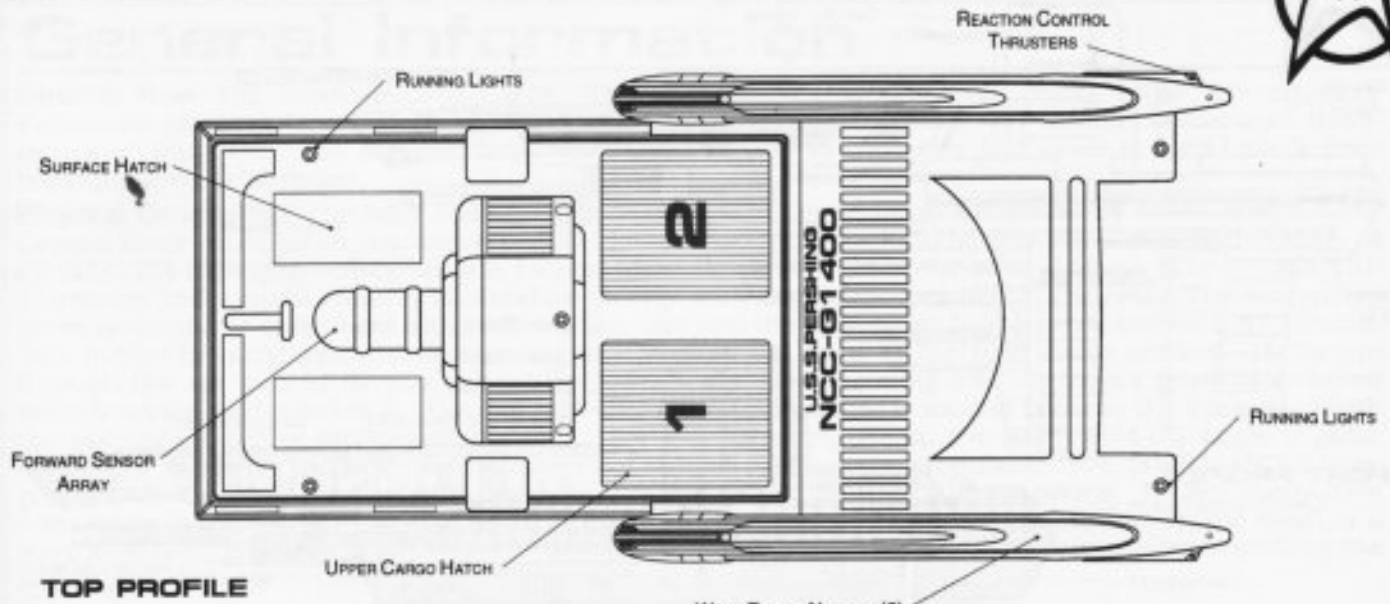
Lower Bay: 0

FEDERATION VESSEL

CARGO DRONE



PERSHING CLASS



METERS
0 10 20 30 40 50
SCALE 1:2000

FEDERATION VESSEL



CARGO DRONE

Ship Names

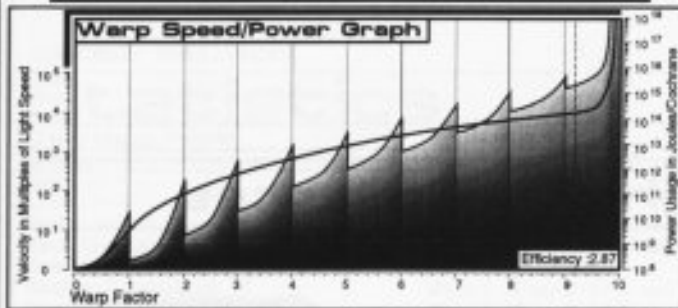

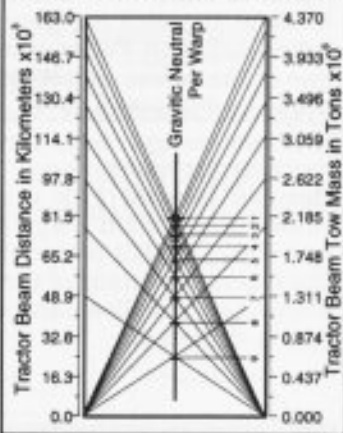
THE FOLLOWING SHIPS OF THE MK6-IV CLASS WERE AUTHORIZED BY THE AMENDED ARTICLES OF FEDERATION OF STARDATE 2266.2

PERSHING • NCC-G1400	PERSHING25 • NCC-G1425	PERSHING50 • NCC-G1450	PERSHING75 • NCC-G1475
PERSHING1 • NCC-G1401	PERSHING26 • NCC-G1426	PERSHING51 • NCC-G1451	PERSHING76 • NCC-G1476
PERSHING2 • NCC-G1402	PERSHING27 • NCC-G1427	PERSHING52 • NCC-G1452	PERSHING77 • NCC-G1477
PERSHING3 • NCC-G1403	PERSHING28 • NCC-G1428	PERSHING53 • NCC-G1453	PERSHING78 • NCC-G1478
PERSHING4 • NCC-G1404	PERSHING29 • NCC-G1429	PERSHING54 • NCC-G1454	PERSHING79 • NCC-G1479
PERSHING5 • NCC-G1405	PERSHING30 • NCC-G1430	PERSHING55 • NCC-G1455	PERSHING80 • NCC-G1480
PERSHING6 • NCC-G1406	PERSHING31 • NCC-G1431	PERSHING56 • NCC-G1456**	PERSHING81 • NCC-G1481
PERSHING7 • NCC-G1407	PERSHING32 • NCC-G1432	PERSHING57 • NCC-G1457	PERSHING82 • NCC-G1482
PERSHING8 • NCC-G1408	PERSHING33 • NCC-G1433	PERSHING58 • NCC-G1458	PERSHING83 • NCC-G1483
PERSHING9 • NCC-G1409	PERSHING34 • NCC-G1434	PERSHING59 • NCC-G1459	PERSHING84 • NCC-G1484
PERSHING10 • NCC-G1410	PERSHING35 • NCC-G1435	PERSHING60 • NCC-G1460	PERSHING85 • NCC-G1485
PERSHING11 • NCC-G1411	PERSHING36 • NCC-G1436	PERSHING61 • NCC-G1461	PERSHING86 • NCC-G1486
PERSHING12 • NCC-G1412	PERSHING37 • NCC-G1437	PERSHING62 • NCC-G1462	PERSHING87 • NCC-G1487
PERSHING13 • NCC-G1413	PERSHING38 • NCC-G1438	PERSHING63 • NCC-G1463	PERSHING88 • NCC-G1488
PERSHING14 • NCC-G1414	PERSHING39 • NCC-G1439	PERSHING64 • NCC-G1464	PERSHING89 • NCC-G1489
PERSHING15 • NCC-G1415	PERSHING40 • NCC-G1440	PERSHING65 • NCC-G1465	PERSHING90 • NCC-G1490
PERSHING16 • NCC-G1416	PERSHING41 • NCC-G1441	PERSHING66 • NCC-G1466	PERSHING91 • NCC-G1491
PERSHING17 • NCC-G1417	PERSHING42 • NCC-G1442	PERSHING67 • NCC-G1467	PERSHING92 • NCC-G1492
PERSHING18 • NCC-G1418	PERSHING43 • NCC-G1443	PERSHING68 • NCC-G1468	PERSHING93 • NCC-G1493
PERSHING19 • NCC-G1419	PERSHING44 • NCC-G1444	PERSHING69 • NCC-G1469	PERSHING94 • NCC-G1494
PERSHING20 • NCC-G1420	PERSHING45 • NCC-G1445	PERSHING70 • NCC-G1470	PERSHING95 • NCC-G1495
PERSHING21 • NCC-G1421	PERSHING46 • NCC-G1446	PERSHING71 • NCC-G1471	PERSHING96 • NCC-G1496**
PERSHING22 • NCC-G1422	PERSHING47 • NCC-G1447	PERSHING72 • NCC-G1472	PERSHING97 • NCC-G1497
PERSHING23 • NCC-G1423	PERSHING48 • NCC-G1448	PERSHING73 • NCC-G1473	PERSHING98 • NCC-G1498***
PERSHING24 • NCC-G1424	PERSHING49 • NCC-G1449	PERSHING74 • NCC-G1474	PERSHING99 • NCC-G1499***

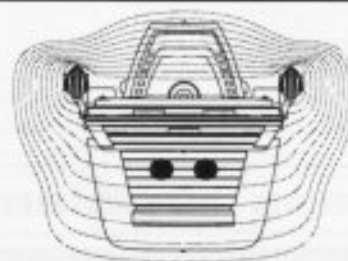
*CLASS SHIP. **LOST IN THE LINE OF DUTY. ***PROPOSED. ALL NAMES PRECEDED WITH U.S.S.

Tractor Beam Specifications

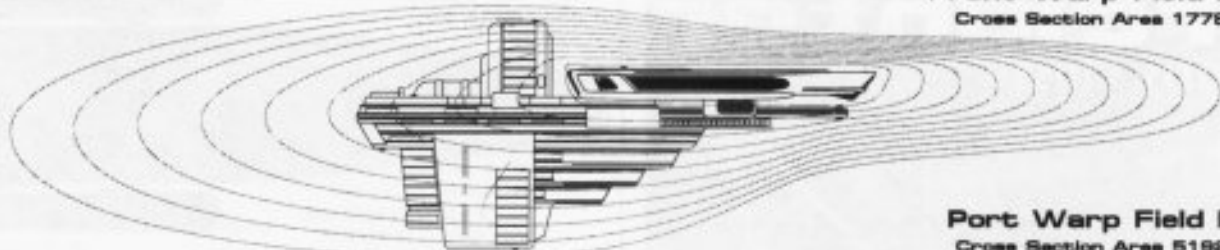
Primary Tractor Beam Load Calculator



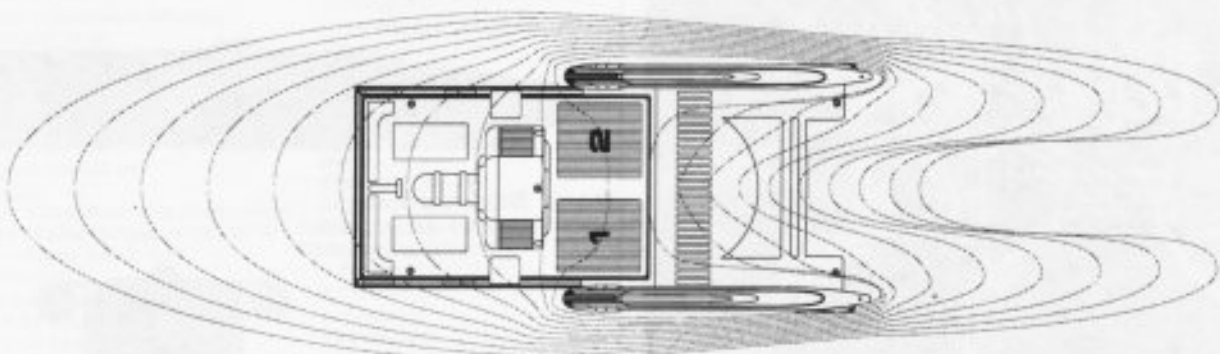
Field Length 608.88m
Field Width 172.27m
Field Height 126.91m



Front Warp Field Profile
Cross Section Area 17785.90 m²



Port Warp Field Profile
Cross Section Area 51928.34 m²



Top Warp Field Profile
Cross Section Area 78082.20 m²

WARP FIELDS

SRM3 04:03:02:04

STARFLEET REFERENCE MANUAL

PERSHING CLASS

FEDERATION VESSEL

FREIGHTER



OSTORIS CLASS

General Information

Specific Role: The Ostoris Class Freighter is used primarily for the shipment of exotic food-stuffs and medical supplies not produced by many worlds. This vessel, commercially operated by many races, can be found between Federation rim colonies and starbases. The self-contained warp core/nacelles make this one of the safest vessels in the Federation.

Physical Description: The (BF5/C-F2) bridge is centered on top of the freighter's wedge shaped hull. A medium hangar bay, forward of the bridge, protrudes from the slope of the front hull. A (SQ8/A10) rectangular navigational deflector is mounted on the nose of vessel. Standard cargo modules are loaded through forward lock underneath the navigational deflector. Behind the bridge in the rear half of the vessel is the main cargo hold with six large cargo doors on top and six on bottom. This class vessel has two (BP2/30-2C) phaser banks and no photon torpedoes. The (IRF50E/6-IF) Impulse drive is located at the top-rear section of the main cargo hold above the rear cargo hatches. The self-contained (SC35/1-45F) warp core/nacelles can be jettisoned in an emergency and the freighter can continue on impulse until its fuel is depleted.

Class Emblem

Freighter
Ostoris Class



Ship Silhouettes

Total Target Area 52523.65 m²



Top Silhouette

Area 31287.77 m²



Port Silhouette

Area 16337.63 m²



Front Silhouette

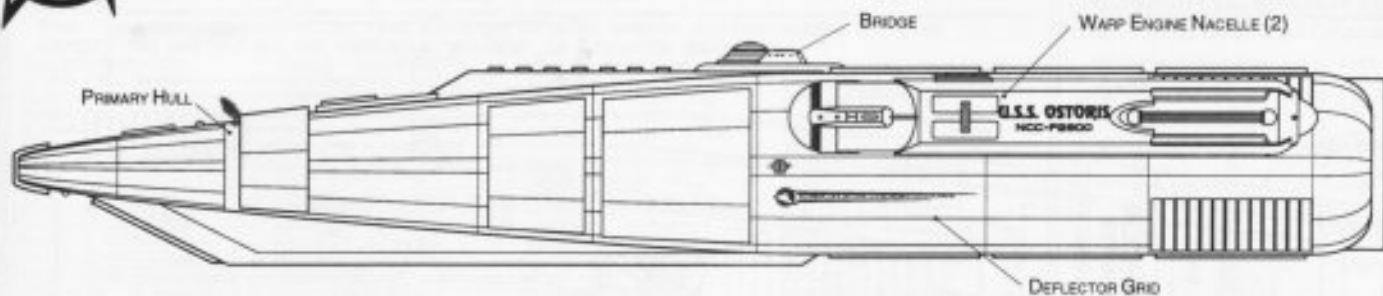
Area 4898.25 m²

FEDERATION VESSEL

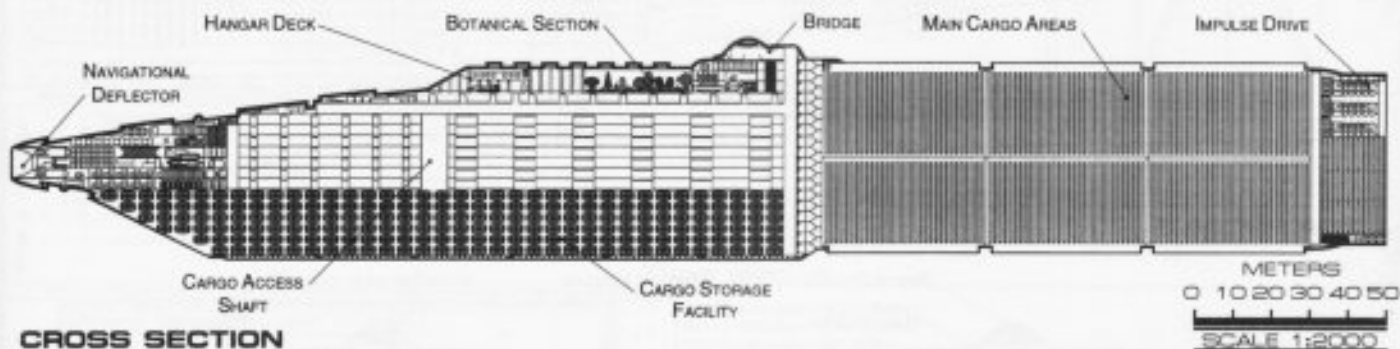


FREIGHTER

OSTORIS CLASS



PORT PROFILE



CROSS SECTION

Statistics

Classification: Freighter

Category: Cargo Vessel

Class: Ostoris

Type: Class 2

Model: MK2-VI

Naval Construction Contract: F2600

Number Proposed: 98

Number Constructed: 98

Number in Service: 97

Number Lost: 1

Dimensions:

Overall Dimensions (Meters)

Length: 363.64 m

Width: 135.77 m

Height: 58.63 m

Primary Hull Dimensions (Meters)

Length: 363.64 m

Width: 84.82 m

Height: 58.63 m

Secondary Hull Dimensions (Meters)

Length: N/A m

Width: N/A m

Height: N/A m

Warp Unit Dimensions (Meters)

Length: 280.16 m

Width: 45.01 m

Height: 40.47 m

Displacement (Metric Tons)

Light: 379932 mt

Standard: 407064 mt

Full Load: 454403 mt

Performance: mt

Impulse Units: Dual Unit (IRF50E/6-IF)

Impulse Engine Output: 3.90E+13 W

Impulse Power Index: 0.28

Max Cruising: C

Acceleration Rate:

0.00-0.25 Impulse: 0.785 sec.

0.25-0.50 Impulse: 1.236 sec.

0.50-0.75 Impulse: 1.649 sec.

0.75-Full Impulse: 2.062 sec.

Warp Units: 2 Nacelle Units (SC35/1-45F)

Warp Engine Output: 3.02E+15 W

Warp Power Index: 0.28

Optimum Speed: 4

Max. Safe Cruising: 6.8

Emergency Speed: 7

Max. Speed: 7.2

Destructive Speed: 7.5

Acceleration Power: 3

Acceleration Times:

Warp 1 - Warp 2: 0.710 sec.

Warp 2 - Warp 3: 1.137 sec.

Warp 3 - Warp 4: 4.298 sec.

Warp 4 - Warp 5: 6.180 sec.

Warp 5 - Warp 6: 6.606 sec.

Warp 6 - Warp 7: 7.139 sec.

Warp 7 - Warp 8: 9.163 sec.

Warp 8 - Warp 9: 13.106 sec.

Warp 9 - Warp 9.5: 29.124 sec.

Warp 9.5 - Warp 9.75: 33.741 sec.

Warp 9.75 - Warp 9.9: 69.968

Duration (Years)

Standard: 7 Years

Maximum: 28 Years

Std. Ships Complement: 57

Officers: 10

Crew (Ensign Grade): 47

Troops: 0

Passengers: 103

Emergency condition: + 203.36

Medical Facilities:

Doctors: 2

Nurses: 5

Operating Rooms: 2

Beds: 11

Laboratories: 12

Transporters Total: 60

1 Person: 0

2 Person: 0

6 Person: 3

12 Person: 0

22 Person: 3

Small Cargo: 27

Medium Cargo: 27

Large Cargo: 0

Super Cargo: 0

Brigs: 25

Replicators: 31

Tractor Beams:

Tow Capacity: 3.96E+06 mt

Max Range: 9.89E+04 km

Cargo Specification:

Standard Cargo Units: 6000

Cargo Capacity: 300000 mt

Shuttlecraft Specifications:

Docking Ports: 2

Shuttlecraft Bays Total: 1

Small Bay: 0

Medium Bay: 1

Large Bay: 0

Super Bay: 0

Shuttlecraft Standard: 16

Work Bees: 2

Travel Pods: 2

Aquatic Shuttle: 1

Light Shuttle: 1

Standard Shuttle: 8

Heavy Shuttle: 1

Cargo Shuttle: 1

Assault Shuttle: 0

Killer Bees: 0

Light Fighter: 0

Fighter: 0

Heavy Fighter: 0

Lifeboats: 11

Turbolift (8 person): 10

Lifeboat (10 person): 1

Lifeboat (20 person): 0

Lifeboat (30 person): 0

Cloaking Devices: 0

Sensor Index Values:

Planetary Survey: 0.2063

Stellar Survey: 0.4125

Short Range: 0.4125

Long Range: 0.8250

Navigation: 0.4943

Special: 0.3233

Computers: 2

Type: Daystrom Duotronic IIa

Type: Daystrom Duotronic IIb

ECM Index: 0.50

Shield Rating:

Shield Index: 1.67

Holdoff Power: 1.88E+12 W

Refresh Rate: 5.33E+11 W

Breakdown Rate: 6.40E+11 W

Shield Dimensions (Meters)

Length: 545.46 m

Width: 203.66 m

Height: 87.95 m

Weapons:

Phaser Power Index: 0.083

Photon Power Index: 0.000

Vessel Power Index: 0.042

Weapon Placement:

Beam (Phasers) Total: 2 banks 2 each

Output: 5.00E+11 W / 2.5E11 W

Range: 2.00E+05 km

Rate of Fire: 20 ppm / Cont.

Forward Banks: 0

Rear Banks: 0

Port Banks: 0

Starboard Banks: 0

Upper Banks: 1

Lower Banks: 1

Beam (MegaPhasers) Total: 0

Output: N/A

Range: N/A

Rate of Fire: N/A

Forward/Rear Banks: 0

Port/Starboard Banks: 0

Upper/Lower Banks: 0

Torpedoes (Photon) Total: 0 Bays

Stock: N/A

Range: N/A

Output: N/A

Rate of Fire: N/A

Forward Bay: 0

Rear Bay: 0

Port Bay: 0

Starboard Bay: 0

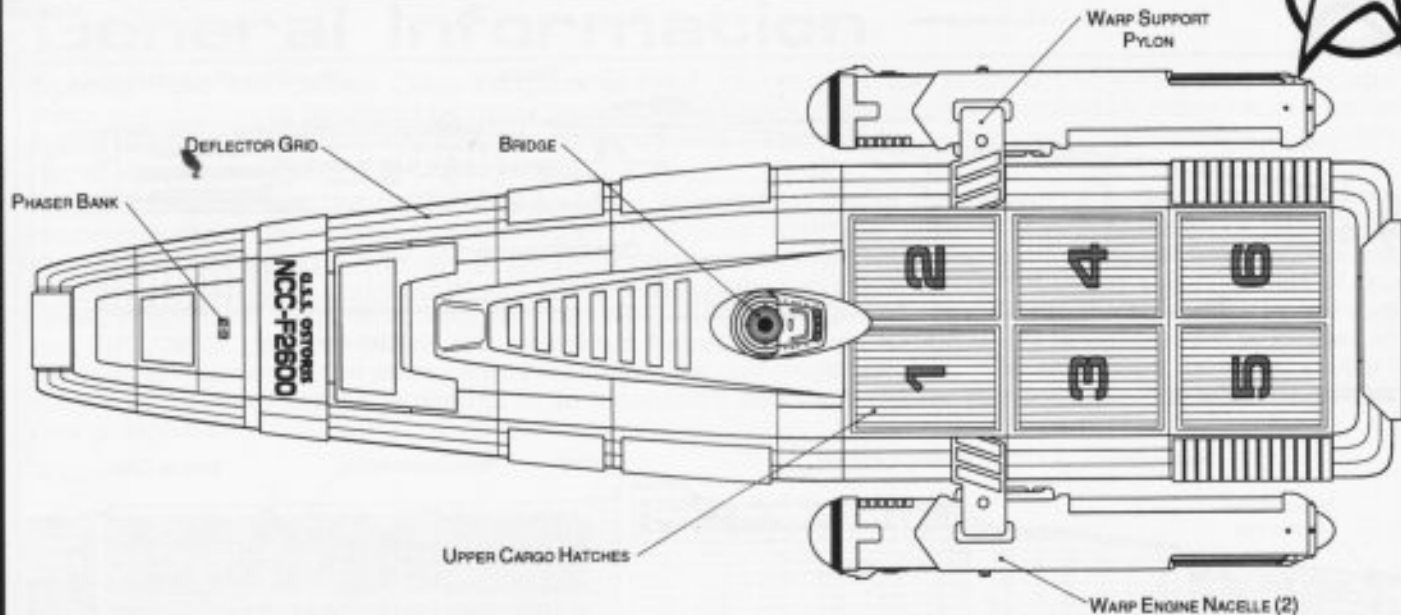
Upper Bay: 0

Lower Bay: 0

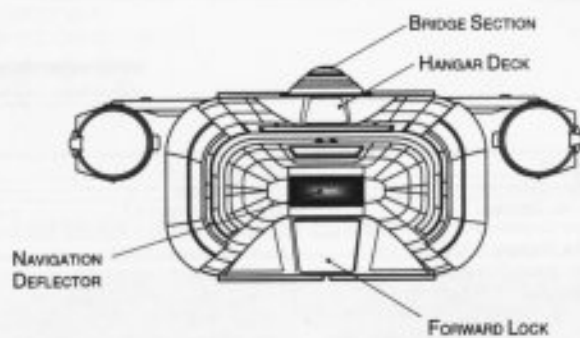
FEDERATION VESSEL

FREIGHTER

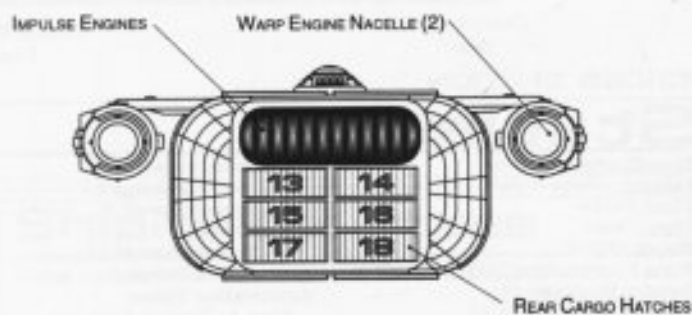
OSTORIS CLASS



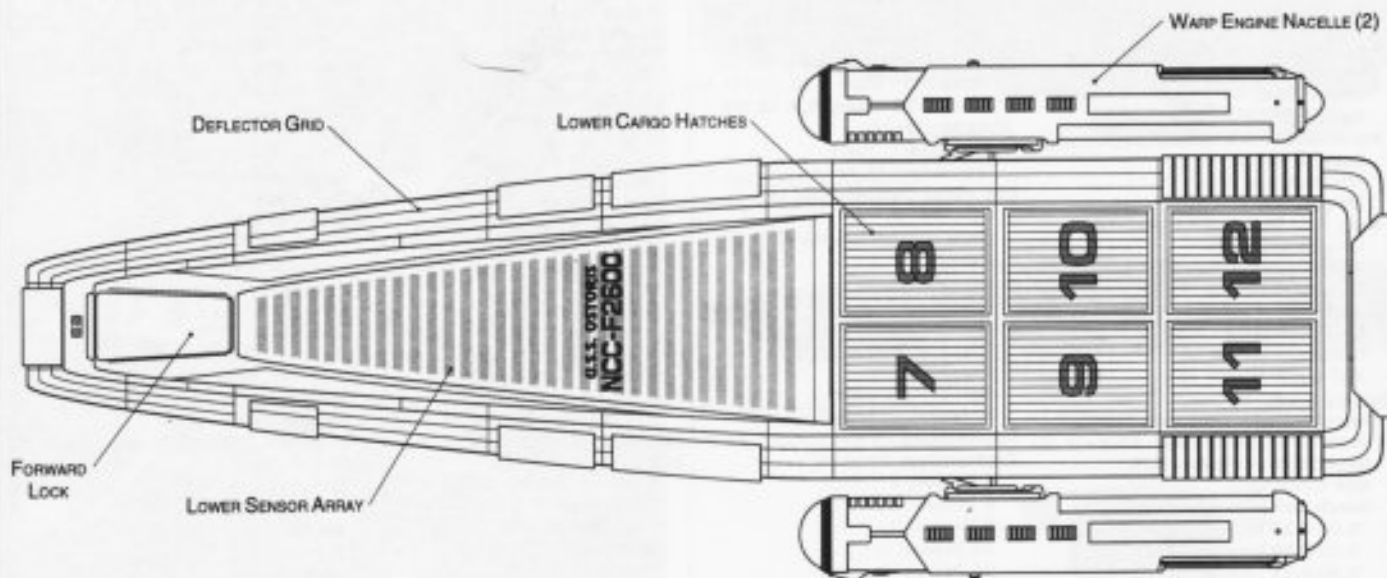
TOP PROFILE



FRONT PROFILE



REAR PROFILE



BOTTOM PROFILE



FEDERATION VESSEL



FREIGHTER

Ship Names

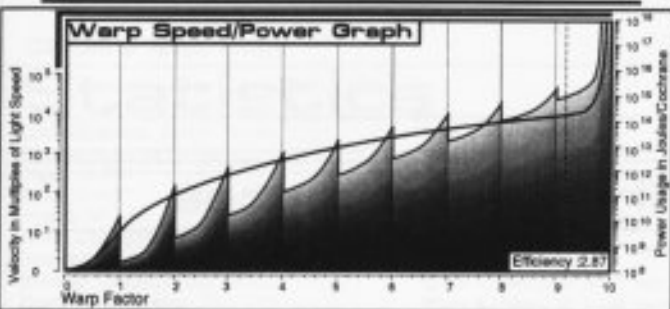

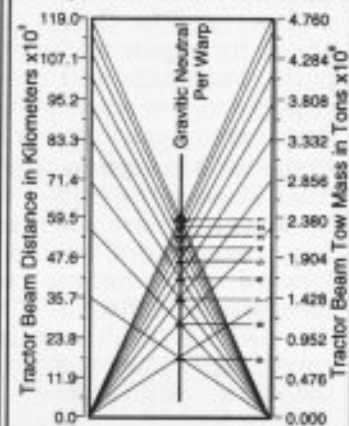
THE FOLLOWING SHIPS OF THE MK2-VI CLASS WERE AUTHORIZED BY THE AMENDED ARTICLES OF FEDERATION OF STARDATE 2266.8

ABALOS • NCC-F2651	DRAGO • NCC-F2643	LOUDEM • NCC-F2654	RAMAKRISHNA • NCC-F2647
ACUNA • NCC-F2610	DUCKSWORTH • NCC-F2618	MACCASLAND • NCC-F2685	RAMASAMUDRA • NCC-F2669
ADAY • NCC-F2627	EARNHART • NCC-F2633	MANGRUM • NCC-F2655	REDUS • NCC-F2602
ALBERTSON • NCC-F2604	FAIRBAIRN • NCC-F2637	MATTEUCCI • NCC-F2617	RHEUDASIL • NCC-F2613
ALDRIDGE • NCC-F2683	FIENNO • NCC-F2692	MCELVANEY • NCC-F2635	RIDLEHUSER • NCC-F2672
ARRENDONDO • NCC-F2680	FOREMAN • NCC-F2639	MCNUTT • NCC-F2638	ROLLO • NCC-F2655
ASIK • NCC-F2631	GRIFFITHS • NCC-F2649	MCDONALD • NCC-F2620	SAEBUDIN • NCC-F2657
BAIZE • NCC-F2678	GRIM • NCC-F2608	MEISENHEIMER • NCC-F2693	SEGARRA • NCC-F2616
BEAN • NCC-F2694	GRIZZELL • NCC-F2626	MENENGA • NCC-F2641	SHIFLETT • NCC-F2687
BENAVIDES • NCC-F2662	GUSTAFSON • NCC-F2607	MROCKOWSKI • NCC-F2650	SHUTE • NCC-F2619
BOOHER • NCC-F2645	HARTLEY • NCC-F2677	MULLENIX • NCC-F2611	SISEMORE • NCC-F2634
BORELLA • NCC-F2622	HASHIM • NCC-F2629	MUMAW • NCC-F2625	STETHEIMER • NCC-F2636
BOWNS • NCC-F2698	HASONG • NCC-F2681	MUNSELLE • NCC-F2605	STRIBLING • NCC-F2691
BRADFORD • NCC-F2697***	HEINZ • NCC-F2674	MURILLO • NCC-F2684	TARVER • NCC-F2640
BRASHEAR • NCC-F2696	HILL • NCC-F2663	NIEBUHR • NCC-F2679	WARREN • NCC-F2652
CADENHEAD • NCC-F2646	HOGAN • NCC-F2661	NIEHAS • NCC-F2632	WARRIOR • NCC-F2609
CALLANDER • NCC-F2668	HUTSPILLER • NCC-F2644	NORTHROP • NCC-F2675	WASSENAAR • NCC-F2628
CARLAT • NCC-F2624	HYDE • NCC-F2621	OPERSTENY • NCC-F2665	WEDDIGE • NCC-F2606
CARTER • NCC-F2601	ISSACKS • NCC-F2689	OSTORIS • NCC-F2600	WELLIS • NCC-F2678
CATES • NCC-F2614	JASSO • NCC-F2695	PACHICANO • NCC-F2659	WILLIS • NCC-F2630
CHAPA • NCC-F2670	KLEINE • NCC-F2648	PERCHLIK • NCC-F2642	WILMETH • NCC-F2630
COFER • NCC-F2653	KNIGHT • NCC-F2667	PERRYMAN • NCC-F2623	WOMMAC • NCC-F2673
COWAN • NCC-F2658	LANGSTON • NCC-F2603	PFaffenBERGER • NCC-F2690	YORTY • NCC-F2668
DEAR • NCC-F2615	LEDINSKI • NCC-F2612	PINA • NCC-F2694	
DOSHER • NCC-F2686	LEMOX • NCC-F2671	PRUITT • NCC-F2660**	

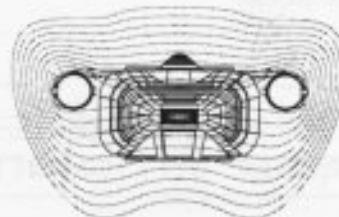
*CLASS SHIP, **LOST IN THE LINE OF DUTY, ***PROPOSED. ALL NAMES PRECEDED WITH U.S.S.

Tractor Beam Specifications

Primary Tractor Beam Load Calculator



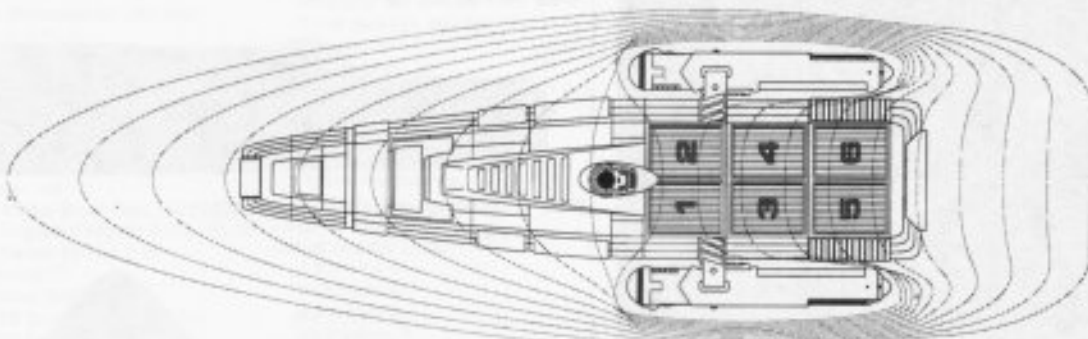
Field Length 573.59m
Field Width 177.54m
Field Height 88.23m



Front Warp Field Profile
Cross Section Area 16502.58 m²



Port Warp Field Profile
Cross Section Area 42553.07 m²



Top Warp Field Profile
Cross Section Area 80443.70 m²

WARP FIELDS

SRM3 04:03:03:04

STARFLEET REFERENCE MANUAL

OSTORIS CLASS

FEDERATION VESSEL

SUPPLY TENDER



GRIFFIN CLASS

General Information

Specific Role: The Supply Tender is used primarily for the shipment of starship maintenance related cargo and parts. The Griffin Class supply tenders are often crewed by em star-fleet personnel knowledgeable about the repair and maintenance of many Federation vessels. In addition to hard-to replicate starship parts, foodstuffs and other items are conveyed for trade and sale in exotic ports of call. Hundreds of supply tenders are also used in the private and commercial sectors since it a simple matter to convert the large cargo-bays for a variety of uses.

Physical Description: The (BG5/C-F2) bridge is centered on top of the vessel over the shuttle bay on the front slope of the hull. The (TR8/A10) trapezoidal navigational deflector is mounted on the nose of vessel. Sensor arrays are positioned on either side of the vessel just aft of bay three. The Supply Tender has eight large cargo doors, one on each end and six underneath the hangar bay. Cargo bay two is located directly forward of the hangar bay. Standard cargo modules are loaded through forward lock underneath the navigational deflector. This class vessel has four (BP2/30-2C) phaser banks and no photon torpedoes. The (IRF50E/6-IF) Impulse drive is located at the top-rear section of the main cargo hold above the rear cargo hatch. The self-contained (SC35/1-45F) warp core/nacelles can be jettisoned in an emergency and the tender can continue on impulse until its fuel supply is depleted.

Class Emblem

Griffin Class
SUPPLY TENDER



Ship Silhouettes

Total Target Area 52378.88 m²



Top Silhouette

Area 30156.33 m²



Port Silhouette

Area 17975.85 m²



Front Silhouette

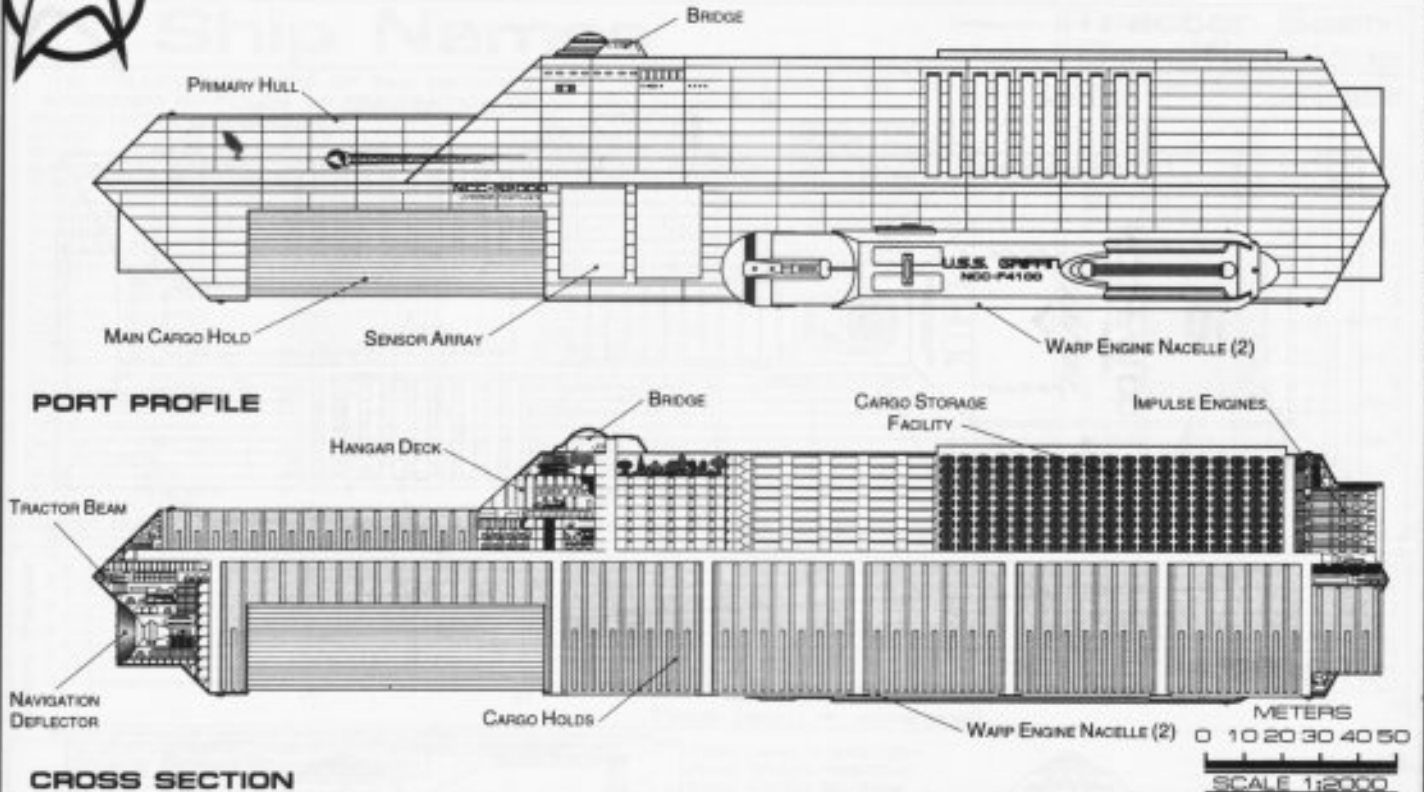
Area 4246.70 m²

FEDERATION VESSEL



SUPPLY TENDER

GRIFFIN CLASS



CROSS SECTION

Statistics

Classification: Supply Tender

Category: Cargo Vessel

Class: Griffin

Type: Class2

Model: MK2-IV

Naval Construction Contract: F4100

Number Proposed: 82

Number Constructed: 82

Number in Service: 80

Number Lost: 2

Dimensions:

Overall Dimensions (Meters)

Length: 325.66 m

Width: 105.36 m

Height: 68.99 m

Primary Hull Dimensions (Meters)

Length: 325.66 m

Width: 80.27 m

Height: 67.91 m

Secondary Hull Dimensions (Meters)

Length: N/A m

Width: N/A m

Height: N/A m

Warp Unit Dimensions (Meters)

Length: 280.16 m

Width: 45.01 m

Height: 40.47 m

Displacement (Metric Tons)

Light: 457305 mt

Standard: 489950 mt

Full Load: 546941 mt

Performance: mt

Impulse Units: Dual Unit (IRF50E/6-IF)

Impulse Engine Output: 3.90E+13 W

Impulse Power Index: 0.24

Max Cruising: C

Acceleration Rate:

0.00-0.25 Impulse: 0.945 sec.

0.25-0.50 Impulse: 1.487 sec.

0.50-0.75 Impulse: 1.985 sec.

0.75-Full Impulse: 2.482 sec.

Warp Units: 2 Nacelle Units (SC35/1-45F)

Warp Engine Output: 3.02E+15 W

Warp Power Index: 0.24

Optimum Speed: 4

Max. Safe Cruising: 6.5

Emergency Speed: 6.8

Max. Speed: 7

Destructive Speed: 7.2

Acceleration Power: 3

Acceleration Times:

Warp 1 - Warp 2: 0.855 sec.

Warp 2 - Warp 3: 1.368 sec.

Warp 3 - Warp 4: 5.173 sec.

Warp 4 - Warp 5: 7.438 sec.

Warp 5 - Warp 6: 7.961 sec.

Warp 6 - Warp 7: 8.593 sec.

Warp 7 - Warp 8: 11.029 sec.

Warp 8 - Warp 9: 15.775 sec.

Warp 9 - Warp 9.5: 35.055 sec.

Warp 9.5 - Warp 9.75: 40.612 sec.

Warp 9.75 - Warp 9.9: 84.217

Duration (Years)

Standard: 7 Years

Maximum: 28 Years

Std. Ships Complement: 112

Officers: 19

Crew (Ensign Grade): 93

Troops: 0

Passengers: 39

Emergency condition: + 191,921

Medical Facilities:

Doctors: 1

Nurses: 2

Operating Rooms: 1.0

Beds: 5

Laboratories: 15

Transporters Total: 60

1 Person: 0

2 Person: 0

6 Person: 3

12 Person: 0

22 Person: 3

Small Cargo: 27

Medium Cargo: 27

Large Cargo: 0

Super Cargo: 0

Brigs: 30

Replicators: 161

Tractor Beams:

Tow Capacity: 4.12E+06 mt

Max Range: 1.23E+05 km

Cargo Specification:

Standard Cargo Units: 6000

Cargo Capacity: 300000 mt

Shuttlecraft Specifications:

Docking Ports: 1

Shuttlecraft Bays Total: 1

Small Bay: 0

Medium Bay: 1

Large Bay: 0

Super Bay: 0

Shuttlecraft Standard: 16

Work Bees: 2

Travel Pods: 2

Aquatic Shuttle: 1

Light Shuttle: 1

Standard Shuttle: 8

Heavy Shuttle: 1

Cargo Shuttle: 1

Assault Shuttle: 0

Killer Bees: 0

Light Fighter: 0

Fighter: 0

Heavy Fighter: 0

Lifeboats: 13

Turbolift (8 person): 12

Lifeboat (10 person): 1

Lifeboat (20 person): 0

Lifeboat (30 person): 0

Cloaking Devices: 1

Sensor Index Values:

Planetary Survey: 0.2063

Stellar Survey: 0.4125

Short Range: 0.4125

Long Range: 0.8250

Navigation: 0.4923

Special: 0.2360

Computers: 2

Type: Daystrom Duotronic II:r

Type: Daystrom Duotronic I:k

ECM Index: 0.50

Shield Rating:

Shield Index: 1.17

Holdoff Power: 1.31E+12 W

Refresh Rate: 3.73E+11 W

Breakdown Rate: 4.47E+11 W

Shield Dimensions (Meters)

Length: 488.49 m

Width: 158.04 m

Height: 103.49 m

Weapons:

Phaser Power Index: 0.125

Photon Power Index: 0.000

Vessel Power Index: 0.063

Weapon Placement:

Beam (Phasers) Total: 3 banks 2 each

Output: 5.00E+11 W / 2.5E11 W

Range: 2.50E+05 km

Rate of Fire: 30 ppm / Cont.

Forward Banks: 1

Rear Banks: 0

Port Banks: 0

Starboard Banks: 0

Upper Banks: 1

Lower Banks: 1

Beam (MegaPhasers) Total: 0

Output: N/A

Range: N/A

Rate of Fire: N/A

Forward/Rear Banks: 0

Port/Starboard Banks: 0

Upper/Lower Banks: 0

Torpedoes (Photon) Total: 0 Bays

Stock: N/A

Range: N/A

Output: N/A

Rate of Fire: N/A

Forward Bay: 0

Rear Bay: 0

Port Bay: 0

Starboard Bay: 0

Upper Bay: 0

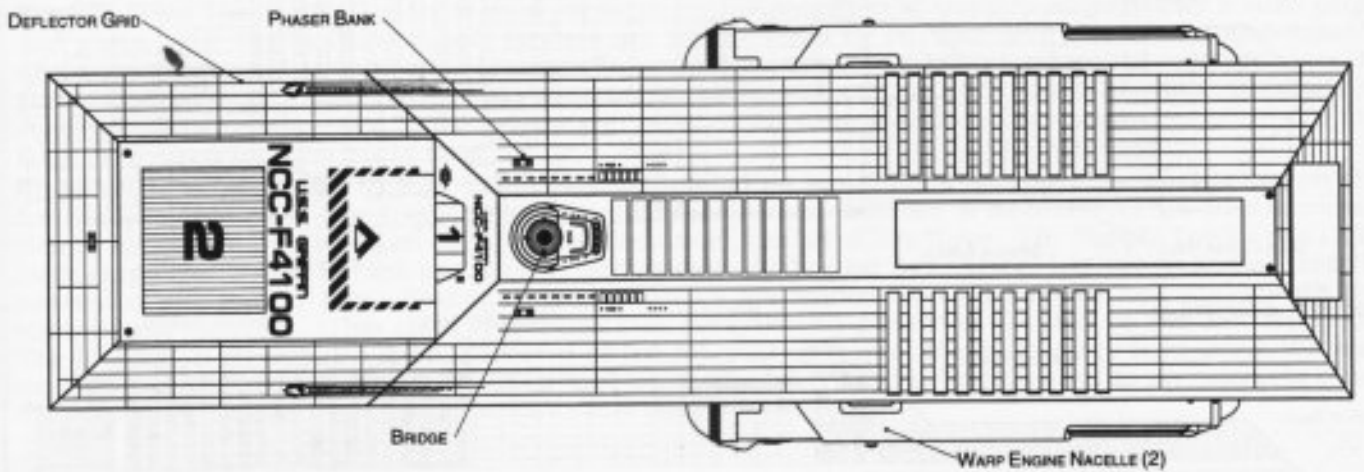
Lower Bay: 0

FEDERATION VESSEL

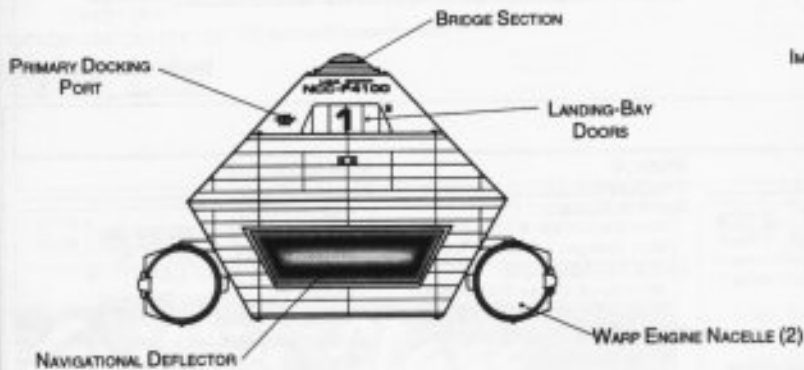
SUPPLY TENDER



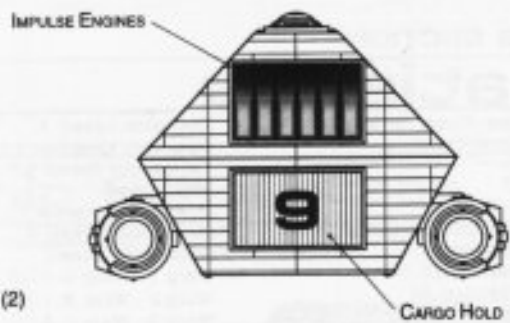
GRIFFIN CLASS



TOP PROFILE

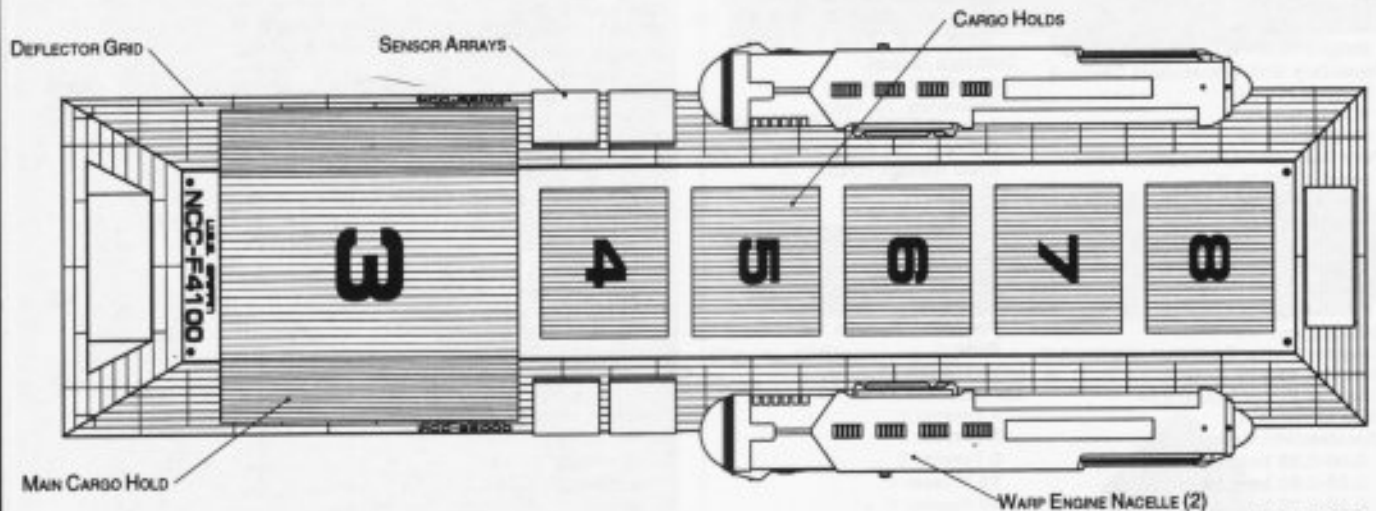


FRONT PROFILE




REAR PROFILE

FEDERATION VESSEL



BOTTOM PROFILE





SUPPLY TENDER

Ship Names

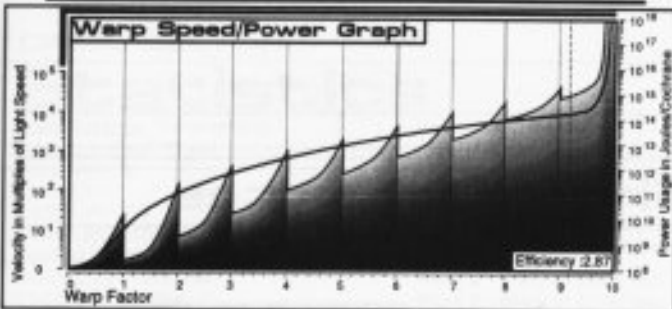

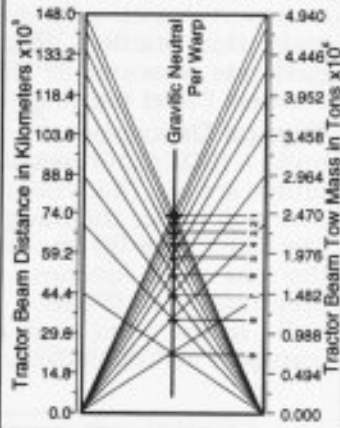
THE FOLLOWING SHIPS OF THE MK2-IV CLASS WERE AUTHORIZED BY THE AMENDED ARTICLES OF FEDERATION OF STARDATE 2278.5

ADAMCIK • NCC-F4142	GRISOL • NCC-F4143	MULLOY • NCC-F4141	WASON • NCC-F4140
AIRHART • NCC-F4133	GUNN • NCC-F4134	MUNEZ • NCC-F4132	WALSON • NCC-F4135
ALFORD • NCC-F4139	HAGAN • NCC-F4136	MUSCHALEK • NCC-F4137	WELBORN • NCC-F4138
ALMENDARIZ • NCC-F4174	HALEY • NCC-F4173	MUTRANOWSKI • NCC-F4178	WEST • NCC-F4175
BEARB • NCC-F4150	HIMMEL • NCC-F4152	ORDONEZ • NCC-F4151	YOUIMANS • NCC-F4153
BEDWELL • NCC-F4110	HIXENBAUGH • NCC-F4108	OSEGUERA • NCC-F4109	YOURICH • NCC-F4189
BIRMINGHAM • NCC-F4172	HOUSKA • NCC-F4171	PARRA • NCC-F4101	ZEIGLER • NCC-F4107
BREEDLOVE • NCC-F4155	JACQUOT • NCC-F4102	PARRETT • NCC-F4170	
CARR • NCC-F4160	JENNINGS • NCC-F4156**	PIEROT • NCC-F4103	
CARRAWAY • NCC-F4127	LAMPIER • NCC-F4161	PISDCHINGER • NCC-F4154	
CASANOVA • NCC-F4180	LANDRY • NCC-F4128	RAVENSCHRAFT • NCC-F4162**	
CLAIBORNE • NCC-F4114	LATHAM • NCC-F4181	REARDON • NCC-F4126	
COLEMAN • NCC-F4129	LOGAN • NCC-F4116	ROCA • NCC-F4115	
COLTRANE • NCC-F4159	LOWREY • NCC-F4130	ROMERO • NCC-F4131	
COMBEST • NCC-F4106	LOZANOLIKENBACH • NCC-F4157	ROMM • NCC-F4158	
DOEDERLEIN • NCC-F4122	LUDWIG • NCC-F4105	ROONGSPITONG • NCC-F4104	
ELLERBRACHT • NCC-F4178	MCCAMISH • NCC-F4121	SHERLOCK • NCC-F4120	
FARGOSTEIN • NCC-F4148	MCILVEEN • NCC-F4177	SOSEBEE • NCC-F4179	
RINLEY • NCC-F4144	MCPEAK • NCC-F4149	STUEBING • NCC-F4147	
FLORIDA • NCC-F4118	MELENDEZ • NCC-F4146	STREBECK • NCC-F4145	
FLOURNOY • NCC-F4123	MENDACINO • NCC-F4119	SWAFFORD • NCC-F4117	
FOX • NCC-F4165	MENEFEE • NCC-F4124	TALAMANTEZ • NCC-F4125	
GILLIT • NCC-F4112	MESSENGER • NCC-F4164	TEER • NCC-F4163	
GOLIGHTLY • NCC-F4166	MONDINE • NCC-F4111	VANHOOSER • NCC-F4113	
GRIFFIN • NCC-F4100	MOREHOUSE • NCC-F4167	VEREGGE • NCC-F4168	


**CLASS SHIP, *LOST IN THE LINE OF DUTY, **PROPOSED, ALL NAMES PRECEDED WITH U.S.S.

Tractor Beam Specifications

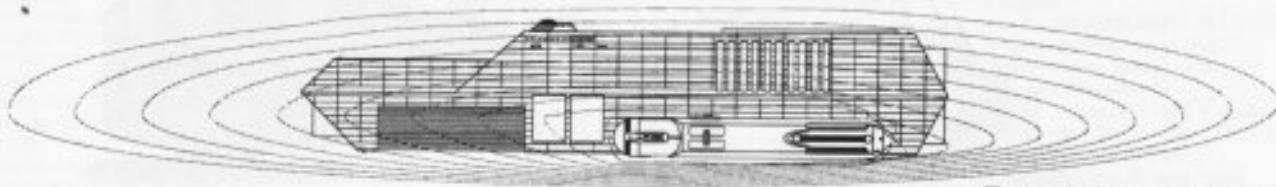
Primary Tractor Beam Load Calculator



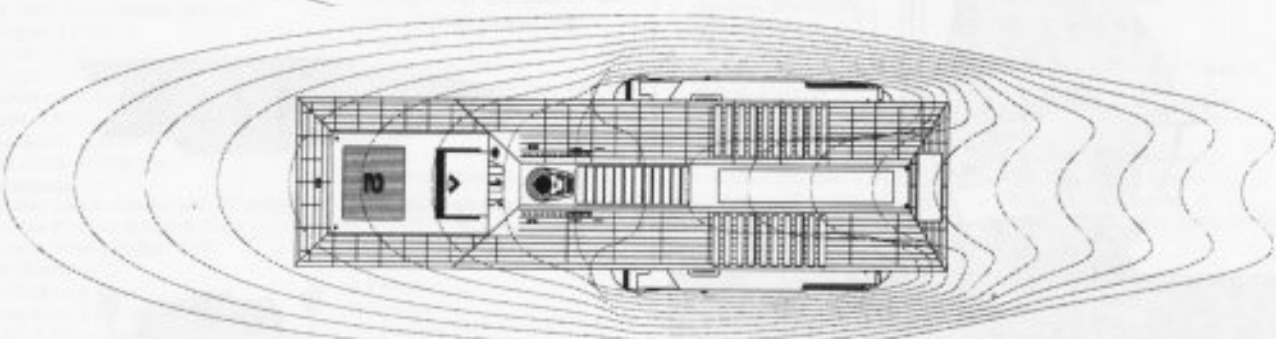
Field Length 639.09m
Field Width 169.08m
Field Height 89.64m



Front Warp Field Profile
Cross Section Area 11128.26 m²



Port Warp Field Profile
Cross Section Area 44927.97 m²



Top Warp Field Profile
Cross Section Area 84610.50 m²

WARP FIELDS

SRM3 04:03:04:04

STARFLEET REFERENCE MANUAL

GRIFFIN CLASS

FEDERATION VESSEL

TRANSPORT SHIP



SYDNEY CLASS

General Information

Specific Role: The Sydney Class Transport Ship is a light-duty interstellar capable personnel/cargo transport vessel. Comfortable accommodations for up to 200 passengers and moderate cargo storage make this Starfleet affiliated vessel one of the most preferable ships for extended travel. Due to its moderate armament, this class vessel avoids combat. The Sydney Class transport is often used for Starfleet Cadet training and familiarization with space-craft.

Physical Description: The (BS10/T-U2) bridge is centered on top of the Transport's bulbous wedge shaped hull. A (SQ8/A10) rectangular navigational deflector is mounted on the nose of vessel. Directly behind the bridge are two (NA5/S2) navigational arrays. This class vessel has four (BP2/60-2T) phaser banks, located over and under the navigational array and one on each side of the ship just forward of the sensor arrays. The (IRF35E/8-IR) Impulse drive is located on the rear section of the vessel over the main cargo hold above the rear cargo hatches. Immediately underneath the rear cargo doors is a small hangar bay. For warp propulsion two (SW45/1-5SH) nacelles are mounted on (DU/22-3F) support pylons on either side of the hull. In the event of an emergency the warp nacelles and pylons can be jettisoned. Once separated, the transport can maneuver on impulse power for extended periods of time.

Class Emblem

Sydney Class
TRANSPORT SHIP



Ship Silhouettes

Total Target Area 32165.47 m²



Top Silhouette

Area 18956.08 m²



Port Silhouette

Area 8870.34 m²



Front Silhouette

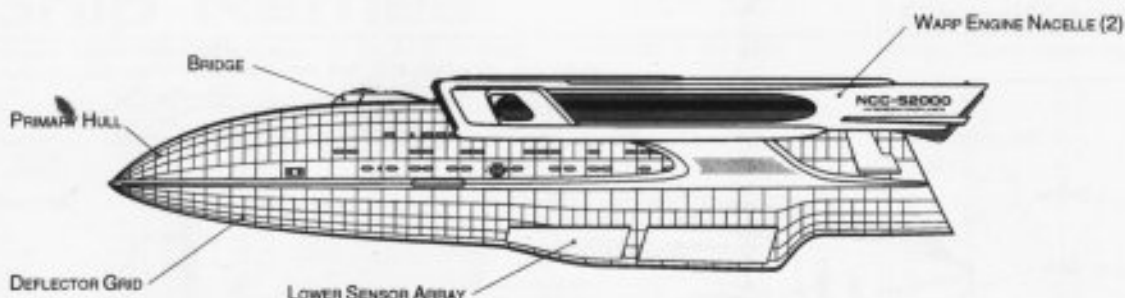
Area 3539.05 m²

FEDERATION VESSEL

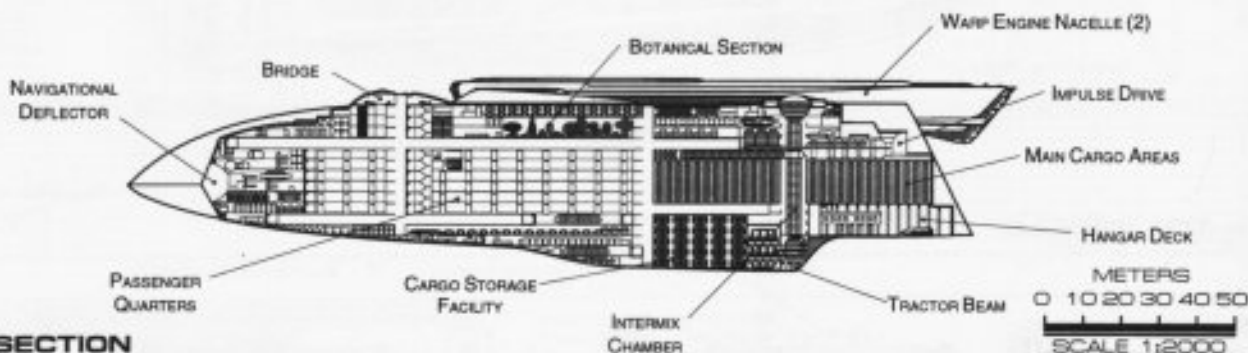


TRANSPORT SHIP

SYDNEY CLASS



PORT PROFILE



CROSS SECTION

Statistics

Classification: Transport Ship

Category: Cargo Vessel

Class: Sydney

Type: Class2

Model: MK2-XX

Naval Construction Contract: S2000

Number Proposed: 79

Number Constructed: 79

Number in Service: 77

Number Lost: 2

Dimensions:

Overall Dimensions (Meters)

Length: 235.30 m

Width: 120.84 m

Height: 51.09 m

Primary Hull Dimensions (Meters)

Length: 223.44 m

Width: 77.69 m

Height: 48.21 m

Secondary Hull Dimensions (Meters)

Length: N/A m

Width: N/A m

Height: N/A m

Warp Unit Dimensions (Meters)

Length: 147.60 m

Width: 12.63 m

Height: 18.32 m

Displacement (Metric Tons)

Light: 170587 mt

Standard: 182785 mt

Full Load: 204024 mt

Performance:

Impulse Units: Dual Unit (IRF35E/8-IR)

Impulse Engine Output: 3.90E+13 W

Impulse Power Index: 0.63

Max Cruising: C

Acceleration Rate:

0.00-0.25 Impulse: 0.352 sec.

0.25-0.50 Impulse: 0.555 sec.

0.50-0.75 Impulse: 0.740 sec.

0.75-Full Impulse: 0.926 sec.

Warp Units: 2 Nacelle Units (SW45/1-5SH)

Warp Engine Output: 3.02E+15 W

Warp Power Index: 0.63

Optimum Speed: 4

Max. Safe Cruising: 6

Emergency Speed: 8

Max. Speed: 8.2

Destructive Speed: 8.5

Acceleration Power: 3

Acceleration Times:

Warp 1 - Warp 2: 0.319 sec.

Warp 2 - Warp 3: 0.510 sec.

Warp 3 - Warp 4: 1.930 sec.

Warp 4 - Warp 5: 2.775 sec.

Warp 5 - Warp 6: 2.966 sec.

Warp 6 - Warp 7: 3.205 sec.

Warp 7 - Warp 8: 4.114 sec.

Warp 8 - Warp 9: 5.884 sec.

Warp 9 - Warp 9.5: 13.076 sec.

Warp 9.5 - Warp 9.75: 15.149 sec.

Warp 9.75 - Warp 9.9: 31.415

Duration (Years)

Standard: 7 Years

Maximum: 28 Years

Std. Ships Complement: 82

Officers: 14

Crew (Ensign Grade): 68

Troops: 0

Passengers: 200

Emergency condition: + 358,422

Medical Facilities:

Doctors: 3

Nurses: 7

Operating Rooms: 2

Beds: 16

Laboratories: 6

Transporters Total: 29

1 Person: 0

2 Person: 1

6 Person: 7

12 Person: 0

22 Person: 7

Small Cargo: 7

Medium Cargo: 7

Large Cargo: 0

Super Cargo: 0

Brigs: 11

Replicators: 37

Tractor Beams:

Tow Capacity: 4.41E+06 mt

Max Range: 1.32E+05 km

Cargo Specification:

Standard Cargo Units: 1500

Cargo Capacity: 75000 mt

Shuttlecraft Specifications:

Docking Ports: 3

Shuttlecraft Bays Total: 1

Small Bay: 1

Medium Bay: 0

Large Bay: 0

Super Bay: 0

Shuttlecraft Standard: 11

Work Bees: 1

Travel Pods: 1

Aquatic Shuttle: 1

Light Shuttle: 0

Standard Shuttle: 6

Heavy Shuttle: 1

Cargo Shuttle: 1

Assault Shuttle: 0

Killer Bees: 0

Light Fighter: 0

Fighter: 0

Heavy Fighter: 0

Lifeboats: 31

Turbolift (8 person): 23

Lifeboat (10 person): 6

Lifeboat (20 person): 2

Lifeboat (30 person): 0

Cloaking Devices: 1

Sensor Index Values:

Planetary Survey: 0.2354

Stellar Survey: 0.4708

Short Range: 0.4280

Long Range: 0.8560

Navigation: 0.4118

Special: 0.2951

Computers: 2

Type: Daystrom Duotronic II:fx

Type: Daystrom Duotronic I:ci

ECM Index: 0.60

Shield Rating:

Shield Index: 0.74

Holdoff Power: 8.36E+11 W

Refresh Rate: 2.38E+11 W

Breakdown Rate: 2.85E+11 W

Shield Dimensions (Meters)

Length: 352.95 m

Width: 181.26 m

Height: 76.64 m

Weapons:

Phaser Power Index: 0.167

Photon Power Index: 0.000

Vessel Power Index: 0.083

Weapon Placement:

Beam (Phasers) Total: 4 banks 2 each

Output: 5.00E+11 W / 2.5E11 W

Range: 2.50E+05 km

Rate of Fire: 30 ppm / Cont.

Forward Banks: 0

Rear Banks: 0

Port Banks: 1

Starboard Banks: 1

Upper Banks: 1

Lower Banks: 1

Beam (MegaPhasers) Total: 0

Output: N/A

Range: N/A

Rate of Fire: N/A

Forward/Rear Banks: 0

Port/Starboard Banks: 0

Upper/Lower Banks: 0

Torpedoes (Photon) Total: 0 Bays

Stock: N/A

Range: N/A

Output: N/A

Rate of Fire: N/A

Forward Bay: 0

Rear Bay: 0

Port Bay: 0

Starboard Bay: 0

Upper Bay: 0

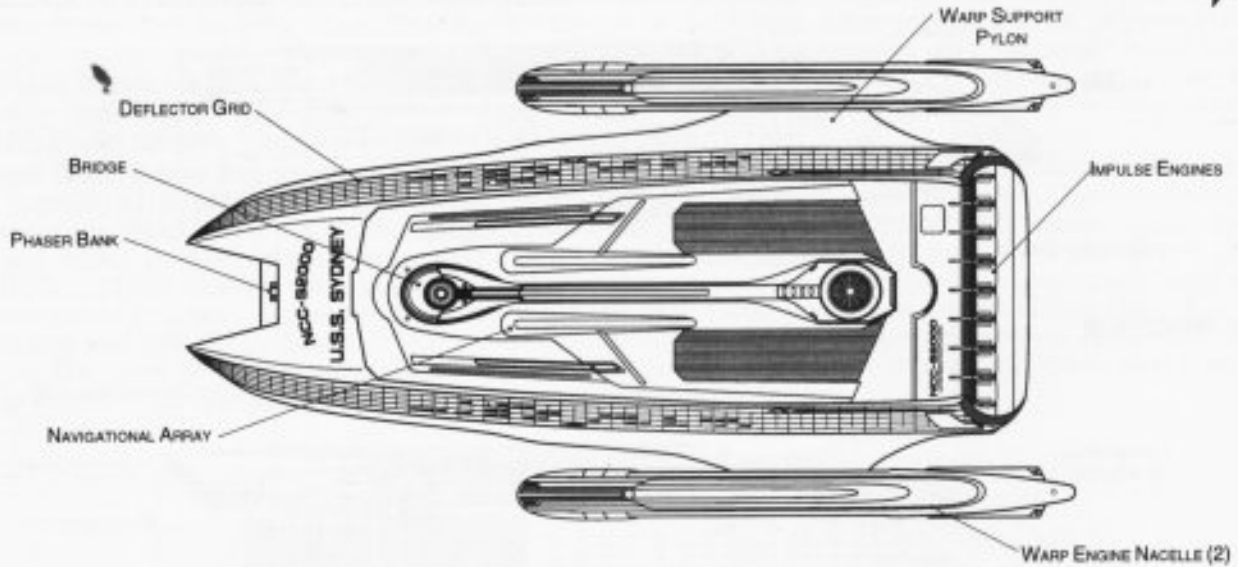
Lower Bay: 0

FEDERATION VESSEL

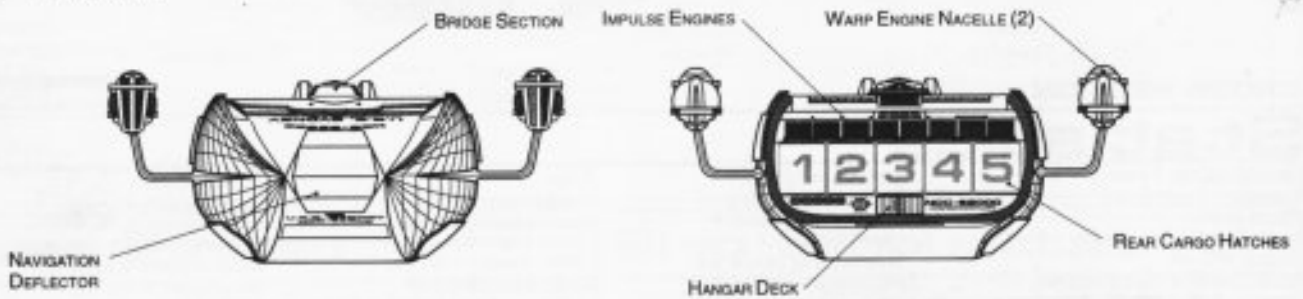
TRANSPORT SHIP



SYDNEY CLASS

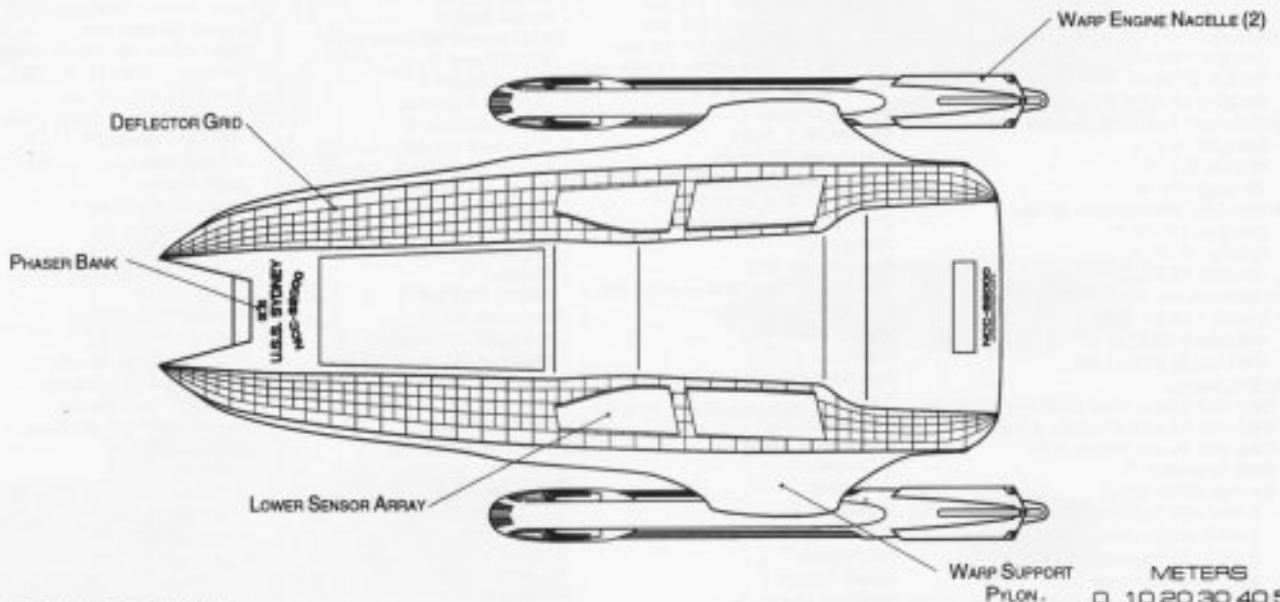


TOP PROFILE




FRONT PROFILE

REAR PROFILE



BOTTOM PROFILE



FEDERATION VESSEL



TRANSPORT SHIP

Ship Names

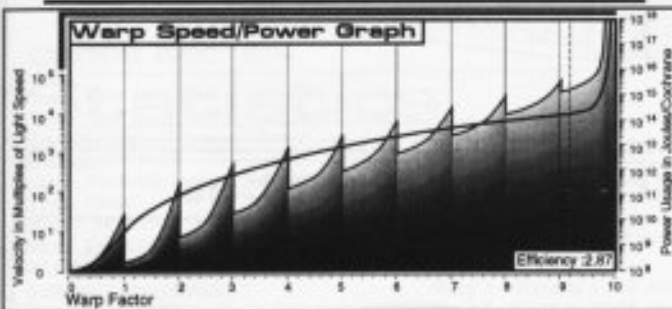

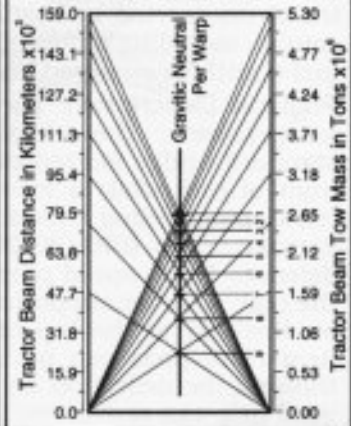
THE FOLLOWING SHIPS OF THE MK2-XX CLASS WERE AUTHORIZED BY THE AMENDED ARTICLES OF FEDERATION OF STARDATE 2275.2

- | | | | |
|------------------------|-------------------------|---------------------------|----------------------|
| ANDRAE • NCC-52072 | HARDISON • NCC-52073 | NEGLEY • NCC-52071 | TWERINA • NCC-52013 |
| BEARE • NCC-52036 | HINJOSA • NCC-52033 | ORINGDERFF • NCC-52035 | WHITTLE • NCC-52074 |
| BECKETT • NCC-52020 | HIPOLITO • NCC-52019 | OSBEN • NCC-52017 | YOUNY • NCC-52004 |
| BENGTSON • NCC-52055** | HÖHENBERGER • NCC-52053 | PAIKOWSKI • NCC-52054 | ZARAGOZA • NCC-52018 |
| BENNYVEDEZ • NCC-52078 | HOLLEY • NCC-52075** | PALACIOS • NCC-52078 | |
| BURRRESCIA • NCC-52032 | JENOLEN • NCC-52010 | PARVIS • NCC-52069 | |
| BYARD • NCC-52070 | KINNEBREW • NCC-52052 | PROVENCE • NCC-52031 | |
| CHEEK • NCC-52061 | KIRKENDALL • NCC-52068 | REEGER • NCC-52095 | |
| CRISP • NCC-52016 | LIMBAUGH • NCC-52059 | RIGGAN • NCC-52060 | |
| CRUCE • NCC-52046 | MARINLARENA • NCC-52014 | SAMARTINO • NCC-52015 | |
| CUMMINS • NCC-52049 | MARKUSSEN • NCC-52048 | SATYANARAYANA • NCC-52047 | |
| CURRIER • NCC-52038 | MARRUFFO • NCC-52051 | SCHAFFER • NCC-52050 | |
| DARRIGAN • NCC-52043 | MARTS • NCC-52037 | SCHERMAYER • NCC-52039 | |
| DAUPHINAIS • NCC-52077 | MASSIE • NCC-52045 | SCHWERTNER • NCC-52044 | |
| DEMPSEY • NCC-52024 | MAXHEIMER • NCC-52028 | SETTLEMIRE • NCC-52025 | |
| DURANT • NCC-52003 | MCCURDY • NCC-52002 | SIMONS • NCC-52004 | |
| EDISON • NCC-52065 | MCGECHIE • NCC-52066 | SNEATHEN • NCC-52067 | |
| ELKINS • NCC-52040 | MCGWIER • NCC-52042 | SODD • NCC-52041 | |
| EMENHIZER • NCC-52058 | MCKEOWN • NCC-52057 | SPICER • NCC-52056 | |
| EULAGO • NCC-52006 | MCKNAUGHTON • NCC-52007 | STEPHANOW • NCC-52005 | |
| FOSTER • NCC-52028 | MESKUNAS • NCC-52027 | SYDNEY • NCC-52000 | |
| FRALEY • NCC-52021 | MESSICK • NCC-52022 | TEAFF • NCC-52029 | |
| FRISBIE • NCC-52009 | MIDDLEBROOK • NCC-52008 | TENNAFF • NCC-52023 | |
| FROST • NCC-52064 | MIDKIFF • NCC-52063 | THOMMAN • NCC-52030 | |
| FYIE • NCC-52011 | MILNOWICZ • NCC-52012 | THOMRISAN • NCC-52062 | |

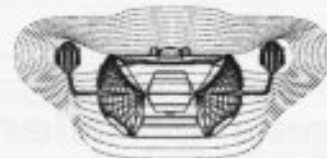
*CLASS SHIP, **LOST IN THE LINE OF DUTY, ***PROPOSED. ALL NAMES PRECEDED WITH U.S.S.

Tractor Beam Specifications

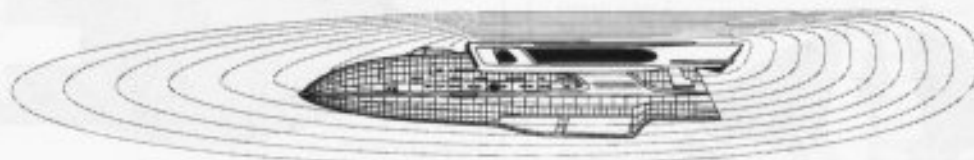
Primary Tractor Beam Load Calculator



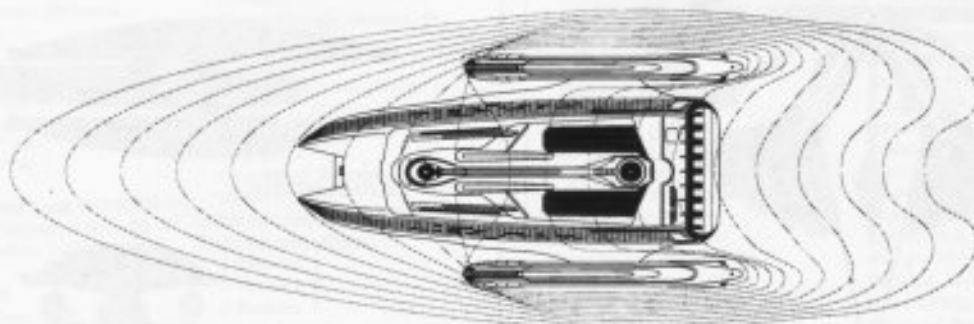
Field Length 512.09m
Field Width 166.46m
Field Height 80.85m



Front Warp Field Profile
Cross Section Area 10288.96 m²



Port Warp Field Profile
Cross Section Area 34024.80 m²



Top Warp Field Profile
Cross Section Area 65552.96 m²

WARP FIELDS

SRM3 04:03:05:04

STARFLEET REFERENCE MANUAL

SYDNEY CLASS

FEDERATION VESSEL

DEUTERIUM TANKER



General Information

Specific Role: Deuterium tankers are essential for the supply and refueling of starships. Tankers rarely travel unescorted in hostile areas since just about any space-faring vessel can use deuterium as a fuel source, including pirate vessels. Usually a few fighters accompany the tanker in the shuttle bay. A special fuel shuttle is standard issue with the tanker.

Physical Description: The modular design of the deuterium tanker allows it to be produced relatively inexpensively. The design revolves around a (SH117/C-M2) modified secondary hull with a (BS20/C-U8) standard bridge located over the front. The (DN2/D9) main navigational deflector is mounted in the very front of hull while a medium hangar bay is located in the rear facing aft. Two deuterium pods, with telescoping fueling booms, are mounted above and below the engineering hull on (DT/91-25F) connecting dorsals. Two (BP2/30-2C) phaser banks, one on the peak of each connecting dorsal, provide basic defense. Warp speed propulsion is provided by two (SW45/1-5RT) warp engine nacelles, mounted toward the rear, and are supported on (DU/35-6F) standard pylons. A (IRF35E/4-IR) dual impulse unit is located on the rear of the top tank connecting dorsal. In the event of an emergency the warp nacelles and deuterium pods can be independently jettisoned. The (M35/14-2E) intermix chamber can be ejected through the deflection crystal. The deuterium tanker can cruise on impulse for extended periods of time until help can arrive.

Class Emblem



Ship Silhouettes

Total Target Area 30220.29 m²



Top Silhouette

Area 16513.91 m²



Port Silhouette

Area 9601.78 m²



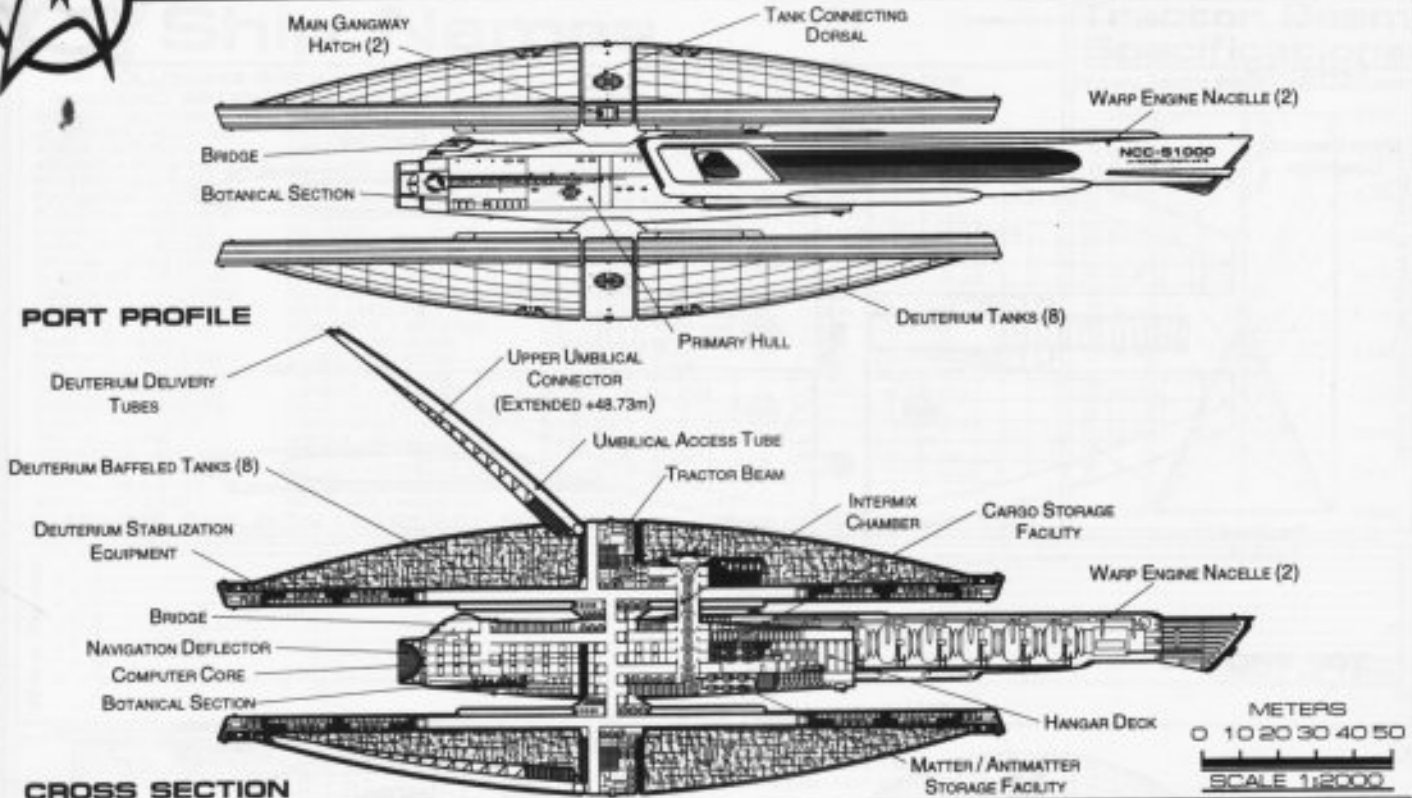
Front Silhouette

Area 4104.60 m²



DEUTERIUM TANKER

HUNTINGTON CLASS



CROSS SECTION

Statistics

Classification: Deuterium Tanker
Category: Tanker
Class: Huntington
Type: Class2
Model: MK2-VII
Naval Construction Contract: S1000
Number Proposed: 98
Number Constructed: 98
Number in Service: 93
Number Lost: 5
Dimensions:
Overall Dimensions (Meters)
 Length: 261.00 m
 Width: 102.48 m
 Height: 70.33 m
Primary Hull Dimensions (Meters)
 Length: 114.48 m
 Width: 24.91 m
 Height: 21.74 m
Secondary Hull Dimensions (Meters)
 Length: 197.59 m
 Width: 102.48 m
 Height: 25.19 m
Warp Unit Dimensions (Meters)
 Length: 154.81 m
 Width: 12.63 m
 Height: 18.32 m
Displacement (Metric Tons)
 Light: 178640 mt
 Standard: 189249 mt
 Full Load: 211263 mt
Performance: mt
 Impulse Units: Dual Unit (IRF35E/4-IR)
 Impulse Engine Output: 3.90E+13 W
 Impulse Power Index: 0.61
Max Cruising: C
Acceleration Rate:
 0.00-0.25 Impulse: 0.365 sec.
 0.25-0.50 Impulse: 0.574 sec.
 0.50-0.75 Impulse: 0.767 sec.
 0.75-Full Impulse: 0.959 sec.
 Warp Units: 2 Nacelle Units (SW45/1-5RT)
 Warp Engine Output: 3.02E+15 W
 Warp Power Index: 0.61

Optimum Speed: 4
Max. Safe Cruising: 6
Emergency Speed: 7
Max. Speed: 7.5
Destructive Speed: 8
Acceleration Power: 3
Acceleration Times:
 Warp 1 - Warp 2: 0.330 sec.
 Warp 2 - Warp 3: 0.528 sec.
 Warp 3 - Warp 4: 1.998 sec.
 Warp 4 - Warp 5: 2.873 sec.
 Warp 5 - Warp 6: 3.071 sec.
 Warp 6 - Warp 7: 3.319 sec.
 Warp 7 - Warp 8: 4.260 sec.
 Warp 8 - Warp 9: 6.093 sec.
 Warp 9 - Warp 9.5: 13.540 sec.
 Warp 9.5 - Warp 9.75: 15.687 sec.
 Warp 9.75 - Warp 9.9: 32.530
Duration (Years)
 Standard: 7 Years
 Maximum: 28 Years
Std. Ships Complement: 52
 Officers: 9
 Crew (Ensign Grade): 43
 Troops: 0
 Passengers: 56
 Emergency condition: + 137,268
Medical Facilities:
 Doctors: 1
 Nurses: 2
 Operating Rooms: 1.0
 Beds: 5
Laboratories: 6
Transporters Total: 27
 1 Person: 0
 2 Person: 0
 6 Person: 1
 12 Person: 0
 22 Person: 1
 Small Cargo: 13
 Medium Cargo: 12
 Large Cargo: 0
 Super Cargo: 0

Brigs: 11
Replicators: 14
Tractor Beams:
 Tow Capacity: 3.62E+06 mt
 Max Range: 1.28E+05 km
Cargo Specification:
 Standard Cargo Units: 2750
 Cargo Capacity: 137500 mt
Shuttlecraft Specifications:
 Docking Ports: 2
 Shuttlecraft Bays Total: 1
 Small Bay: 0
 Medium Bay: 1
 Large Bay: 0
 Super Bay: 0
 Shuttlecraft Standard: 16
 Work Bees: 2
 Travel Pods: 2
 Aquatic Shuttle: 1
 Light Shuttle: 1
 Standard Shuttle: 3
 Heavy Shuttle: 1
 Cargo Shuttle: 1
 Tanker Shuttle: 5
 Killer Bees: 0
 Light Fighter: 0
 Fighter: 0
 Heavy Fighter: 0
 Lifeboats: 2
 Turbolift (8 person): 2
 Lifeboat (10 person): 0
 Lifeboat (20 person): 0
 Lifeboat (30 person): 0
Cloaking Devices: 0
Sensor Index Values:
 Planetary Survey: 0.2063
 Stellar Survey: 0.4125
 Short Range: 0.4125
 Long Range: 0.8250
 Navigation: 0.4118
 Special: 0.1292
Computers: 2
 Type: Daystrom Duotronic II:b
 Type: Daystrom Duotronic I:a

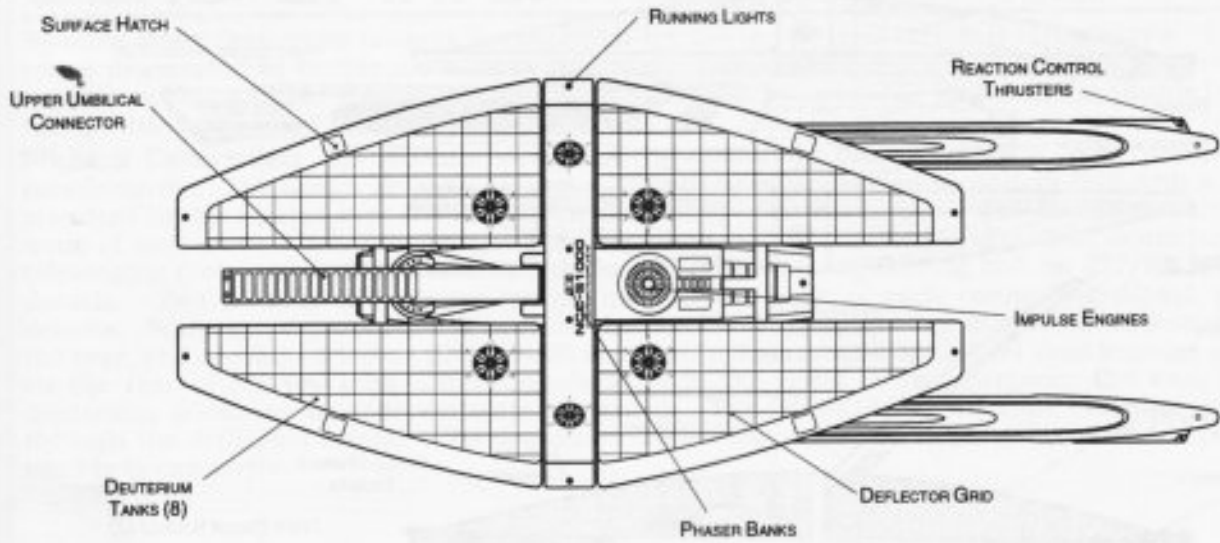
ECM Index: 0.50
Shield Rating:
 Shield Index: 0.83
 Holdoff Power: 9.38E+11 W
 Refresh Rate: 2.67E+11 W
 Breakdown Rate: 3.20E+11 W
Shield Dimensions (Meters)
 Length: 391.50 m
 Width: 153.72 m
 Height: 105.50 m
Weapons:
 Phaser Power Index: 0.083
 Photon Power Index: 0.000
 Vessel Power Index: 0.042
Weapon Placement:
 Beam (Phasers) Total: 2 banks 2 each
 Output: 5.00E+11 W / 3.7E11 W
 Range: 2.50E+05 km
 Rate of Fire: 30 ppm / Cont.
 Forward Banks: 0
 Rear Banks: 0
 Port Banks: 0
 Starboard Banks: 0
 Upper Banks: 1
 Lower Banks: 1
 Beam (MegaPhasers) Total: 0
 Output: N/A
 Range: N/A
 Rate of Fire: N/A
 Forward/Rear Banks: 0
 Port/Starboard Banks: 0
 Upper/Lower Banks: 0
 Torpedoes (Photon) Total: 0 Bays
 Stock: N/A
 Range: N/A
 Output: N/A
 Rate of Fire: N/A
 Forward Bay: 0
 Rear Bay: 0
 Port Bay: 0
 Starboard Bay: 0
 Upper Bay: 0
 Lower Bay: 0

FEDERATION VESSEL

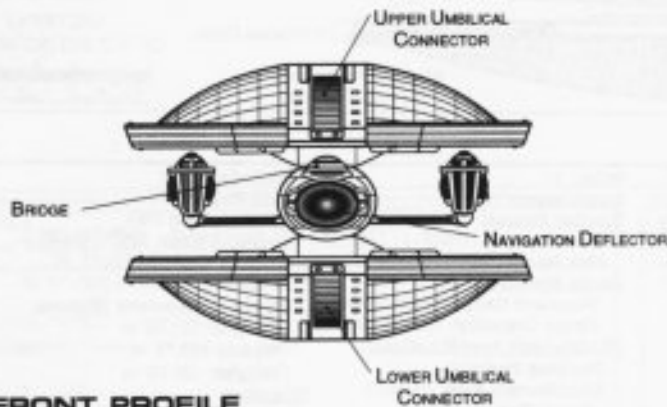
DEUTERIUM TANKER



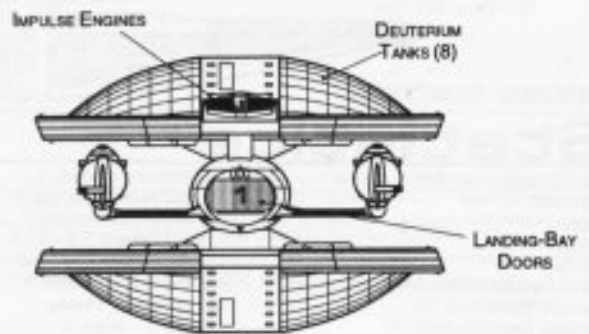
HUNTINGTON CLASS



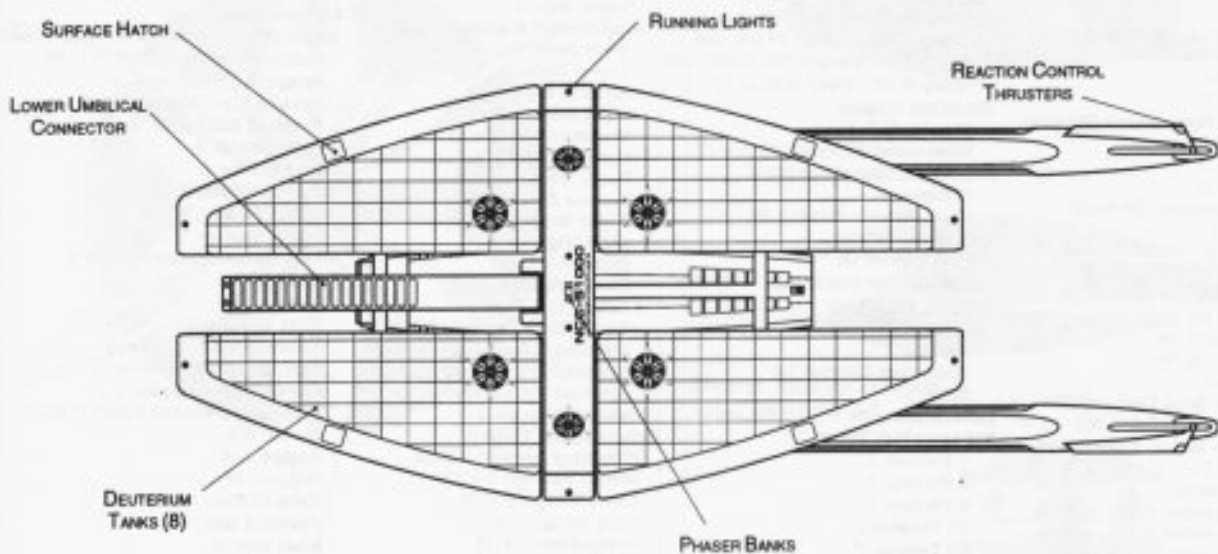
TOP PROFILE



FRONT PROFILE



REAR PROFILE



BOTTOM PROFILE

METERS
0 10 20 30 40 50
SCALE 1:2000

FEDERATION VESSEL

DEUTERIUM TANKER



Ship Names

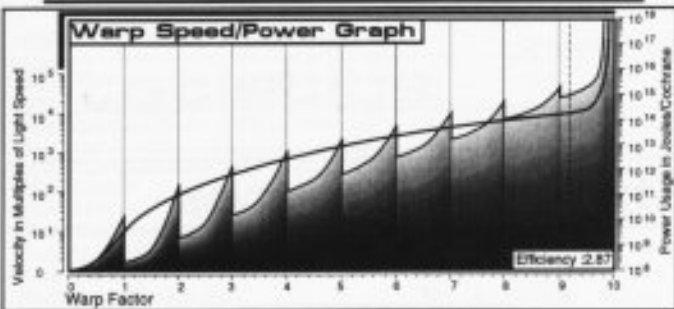

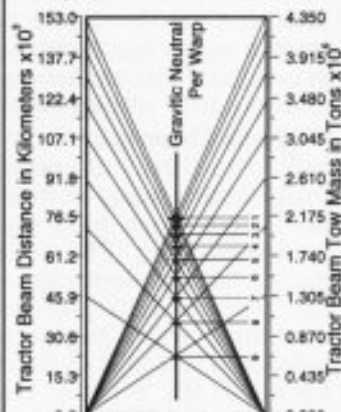
THE FOLLOWING SHIPS OF THE MK2-VII CLASS WERE AUTHORIZED BY THE AMENDED ARTICLES OF FEDERATION OF STARDATE 2268.4

ALBSON • NCC-S1086	GAMBOA • NCC-S1053	MCALLISTER • NCC-S1073	RUSSELL • NCC-S1057
ALLSPAUGH • NCC-S1048	GESTES • NCC-S1044	MCJUNKIN • NCC-S1072	SALBERG • NCC-S1037
AUXER • NCC-S1079***	GIBSON • NCC-S1013	MEEKS • NCC-S1091***	SALIAN • NCC-S1043
AXELROD • NCC-S1029	GOLDMAN • NCC-S1067	MELNYK • NCC-S1023	SCHUENEMAN • NCC-S1020
BOWLING • NCC-S1056	GOYETTE • NCC-S1080	MERCEDARISN • NCC-S1025	SCRUGGS • NCC-S1068
BUCKMACER • NCC-S1036	HALBROOKS • NCC-S1085	MIKOVITZ • NCC-S1007	SEIVER • NCC-S1001
BURGESSON • NCC-S1018	HALBURTON • NCC-S1049	MILLS • NCC-S1061***	SEXTON • NCC-S1038
CASTILLA • NCC-S1025	HAYWARD • NCC-S1078	MILOSEVICH • NCC-S1051	SHELLENBURG • NCC-S1074
CHARLEBOIS • NCC-S1011	HEBERLY • NCC-S1028	MOFFATT • NCC-S1045	SPEARMAN • NCC-S1070
CHYLUNG • NCC-S1058	HUNTINGTON • NCC-S1000	MOLLENKOPF • NCC-S1015	STRASSER • NCC-S1082
CLAYBROOK • NCC-S1066	ILAGAN • NCC-S1054	MORAZAN • NCC-S1069	SUMMERS • NCC-S1024
CORNWRIGHT • NCC-S1039	KELLOGG • NCC-S1034	MORIBER • NCC-S1081	TAWWATER • NCC-S1027
CRAFTON • NCC-S1033	KHAJA • NCC-S1017	MUSSULEWHITE • NCC-S1083	THULIN • NCC-S1009
CRANDELL • NCC-S1041	KOZLOWSKI • NCC-S1096	NAIDU • NCC-S1047	TILLEY • NCC-S1062
DANE • NCC-S1021	LAYTON • NCC-S1006	NISHIKAWA • NCC-S1077	TINNIN • NCC-S1052
DASGUPTA • NCC-S1089	LEVINE • NCC-S1010	NOBEL • NCC-S1030	TYNDELL • NCC-S1046***
DECORDOVA • NCC-S1003	LISTON • NCC-S1059	PETTIGREW • NCC-S1055	UNFRED • NCC-S1014
DENSFORD • NCC-S1039	LONGINO • NCC-S1065	POTTEIT • NCC-S1035	VICKERS • NCC-S1068
DISSMORE • NCC-S1075	MACEJUNUS • NCC-S1093	PROSSWIMMER • NCC-S1016	VOSS • NCC-S1082
ELMORE • NCC-S1071	MANZANARES • NCC-S1032	RANMAGE • NCC-S1097	WESCOTT • NCC-S1084
FIEL • NCC-S1090	MAPULA • NCC-S1042	RENDON • NCC-S1004	WEY • NCC-S1050
FITZPATRICK • NCC-S1022	MASILONGAN • NCC-S1019***	RIEDEL • NCC-S1012	WINKEL • NCC-S1076
FORSBERG • NCC-S1026	MATACIA • NCC-S1067	RIX • NCC-S1060	WOLENER • NCC-S1031
FUSTON • NCC-S1008	MATSYEK • NCC-S1002	ROCKY • NCC-S1064	
GABLE • NCC-S1063	MAYEKAWA • NCC-S1040	ROUNTREE • NCC-S1094	

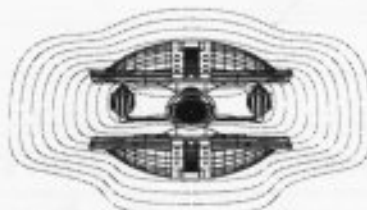
*CLASS SHIP. **LOST IN THE LINE OF DUTY. ***PROPOSED. ALL NAMES PRECEDED WITH U.S.S.

Tractor Beam Specifications


Primary Tractor Beam Load Calculator



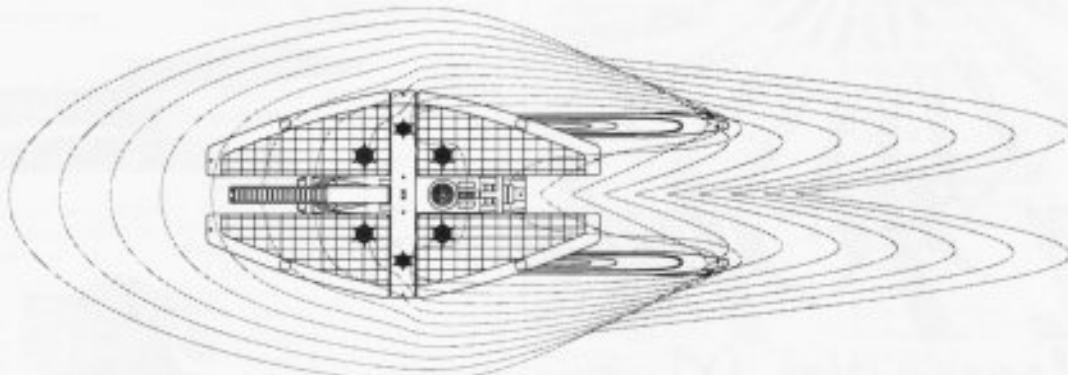
Field Length 534.42m
Field Width 184.18m
Field Height 104.67m



Front Warp Field Profile
Cross Section Area 15020.98 m²



Port Warp Field Profile
Cross Section Area 37346.36 m²



Top Warp Field Profile
Cross Section Area 65816.98 m²

WARP FIELDS

SRM3 04:03:06:04

STARFLEET REFERENCE MANUAL

HUNTINGTON CLASS

FEDERATION VESSEL

NEUTRONIC FUEL CARRIER



General Information

Specific Role: Neutronic fuel carriers are essential for the supply of fuel to less advanced civilizations that have not yet developed matter/anti-matter power systems. Neutronic carriers rarely travel unescorted in hostile areas since some less advanced space-faring vessels can convert the fuel. Usually a few shuttles accompany the tanker in the three small shuttle bays. Although this vessel is an older design, its cheap maintenance cost allow many to remain in service for exceptionally long careers.

Physical Description: The (FC5/C-F3) standard bridge is centered on the top of the rectangular primary hull. The (DN5/A9) main navigational deflector is mounted on the front of the (SH92/C-L2N) secondary hull which mainly consists of connecting pylons and access walk-ways. A small hangar bay faces forward and three small bays face aft. There is standard cargo storage between the front and rear bays. Slung underneath on (FP/101-17N) pylons are two high capacity module systems capable of holding 50,000 metric tons of neutronic fuel. 4 (BP1/15-1C) phasers: two forward, one to the rear and one underneath of the primary hull provide basic defense. Warp speed propulsion is provided by two (SC35/1-45F) self-contained warp engine nacelles, mounted to either side, and are supported on (KM/32-6F) standard pylons. A (IRF25E/2-IR) dual impulse unit is located on the rear of the primary hull just under the shuttle bays. In the event of an emergency, the self-contained (SC35/1-45F) warp core/nacelles and neutronic modules can be independently jettisoned and the carrier can continue on impulse until its fuel supply is depleted.

KOBAYASHI MARU CLASS

Class Emblem



九洲丸
Kobayashi Maru
NEUTRONIC FUEL CARRIER

Ship Silhouettes

Total Target Area 34204.14 m²



Top Silhouette

Area 21212.97 m²



Port Silhouette

Area 7750.88 m²



Front Silhouette

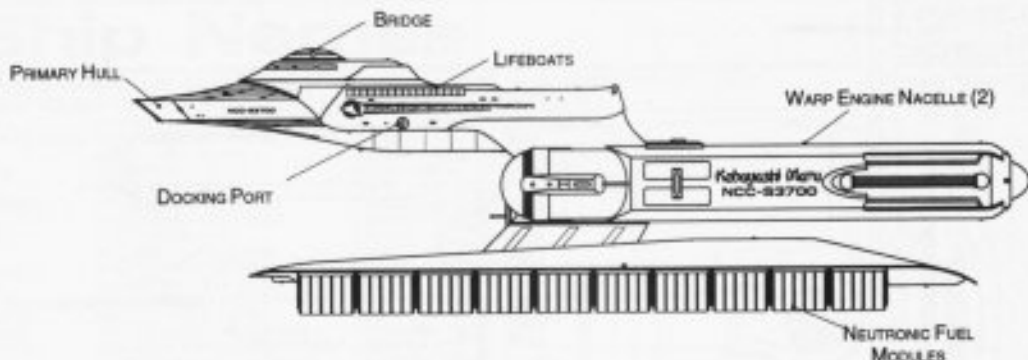
Area 5240.29 m²

FEDERATION VESSEL

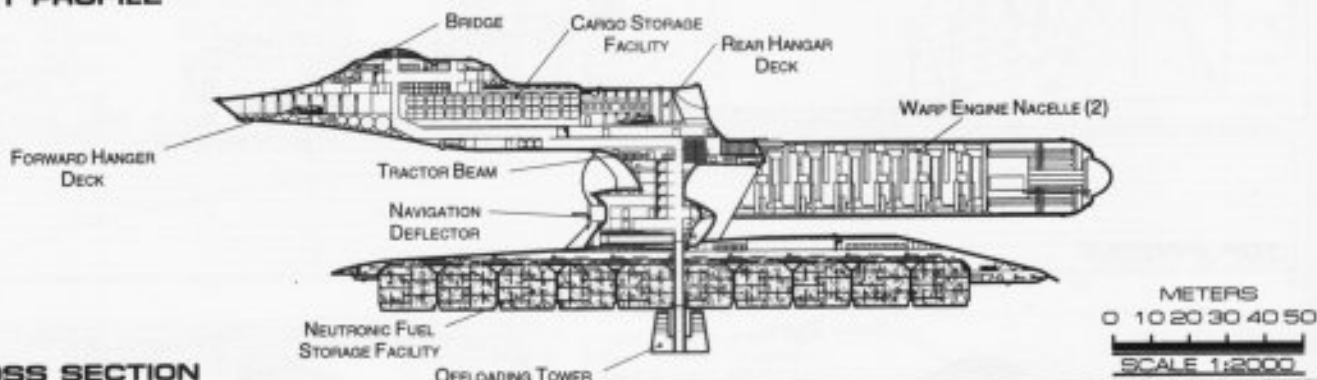


NEUTRONIC FUEL CARRIER

KOBAYASHI MARU CLASS



PORT PROFILE



CROSS SECTION

Statistics

Classification: Neutronic Fuel Carrier

Category: Tanker

Class: Kobayashi Maru

Type: Class2

Model: MK2-V

Naval Construction Contract: S3700

Number Proposed: 74

Number Constructed: 74

Number in Service: 73

Number Lost: 1

Dimensions:

Overall Dimensions (Meters)

Length: 237.01 m

Width: 111.03 m

Height: 70.24 m

Primary Hull Dimensions (Meters)

Length: 276.90 m

Width: 207.57 m

Height: 115.57 m

Secondary Hull Dimensions (Meters)

Length: N/A m

Width: N/A m

Height: N/A m

Warp Unit Dimensions (Meters)

Length: 280.16 m

Width: 45.01 m

Height: 40.47 m

Displacement (Metric Tons)

Light: 138086 mt

Standard: 147943 mt

Full Load: 165152 mt

Performance: mt

Impulse Units: Dual Unit (IRF25E/2-IR)

Impulse Engine Output: 3.90E+13 W

Impulse Power Index: 0.78

Max Cruising: C

Acceleration Rate:

0.00-0.25 Impulse: 0.285 sec.

0.25-0.50 Impulse: 0.449 sec.

0.50-0.75 Impulse: 0.599 sec.

0.75-Full Impulse: 0.750 sec.

Warp Units: 2 Nacelle Units (SC35/1-45F)

Warp Engine Output: 3.02E+15 W

Warp Power Index: 0.78

Optimum Speed: 4

Max. Safe Cruising: 6

Emergency Speed: 6.5

Max. Speed: 8

Destructive Speed: 8.5

Acceleration Power: 3

Acceleration Times:

Warp 1 - Warp 2: 0.258 sec.

Warp 2 - Warp 3: 0.413 sec.

Warp 3 - Warp 4: 1.562 sec.

Warp 4 - Warp 5: 2.246 sec.

Warp 5 - Warp 6: 2.401 sec.

Warp 6 - Warp 7: 2.595 sec.

Warp 7 - Warp 8: 3.330 sec.

Warp 8 - Warp 9: 4.763 sec.

Warp 9 - Warp 9.5: 10.585 sec.

Warp 9.5 - Warp 9.75: 12.263 sec.

Warp 9.75 - Warp 9.9: 25.430

Duration (Years)

Standard: 7 Years

Maximum: 28 Years

Std. Ships Complement: 81

Officers: 14

Crew (Ensign Grade): 67

Troops: 0

Passengers: 324

Emergency condition: + 514,755

Medical Facilities:

Doctors: 2

Nurses: 5

Operating Rooms: 2

Beds: 11

Laboratories: 4

Transporters Total: 17

1 Person: 0

2 Person: 0

6 Person: 4

12 Person: 0

22 Person: 4

Small Cargo: 5

Medium Cargo: 4

Large Cargo: 0

Super Cargo: 0

Brigs: 9

Replicators: 11

Tractor Beams:

Tow Capacity: 4.09E+06 mt

Max Range: 1.35E+05 km

Cargo Specification:

Standard Cargo Units: 1000

Cargo Capacity: 50000 mt

Shuttlecraft Specifications:

Docking Ports: 4

Shuttlecraft Bays Total: 4

Small Bay: 4

Medium Bay: 0

Large Bay: 0

Super Bay: 0

Shuttlecraft Standard: 22

Work Bees: 2

Travel Pods: 2

Aquatic Shuttle: 2

Light Shuttle: 0

Standard Shuttle: 12

Heavy Shuttle: 2

Cargo Shuttle: 2

Assault Shuttle: 0

Killer Bees: 0

Light Fighter: 0

Fighter: 0

Heavy Fighter: 0

Lifeboats: 28

Turbolift (8 person): 14

Lifeboat (10 person): 10

Lifeboat (20 person): 4

Lifeboat (30 person): 0

Cloaking Devices: 0

Sensor Index Values:

Planetary Survey: 0.2063

Stellar Survey: 0.4125

Short Range: 0.4125

Long Range: 0.8250

Navigation: 0.2895

Special: 0.0706

Computers: 2

Type: Daystrom Duotronic II:a

Type: Daystrom Duotronic I:a

ECM Index: 0.50

Shield Rating:

Shield Index: 0.44

Holdoff Power: 4.93E+11 W

Refresh Rate: 1.40E+11 W

Breakdown Rate: 1.88E+11 W

Shield Dimensions (Meters)

Length: 355.52 m

Width: 166.55 m

Height: 105.36 m

Weapons:

Phaser Power Index: 0.083

Photon Power Index: 0.000

Vessel Power Index: 0.042

Weapon Placement:

Beam (Phasers) Total: 2 banks 2 each

Output: 5.00E+11 W / 2.5E11 W

Range: 2.00E+05 km

Rate of Fire: 30 ppm / Cont.

Forward Banks: 1

Rear Banks: 1

Port Banks: 0

Starboard Banks: 0

Upper Banks: 0

Lower Banks: 0

Beam (MegaPhasers) Total: 0

Output: N/A

Range: N/A

Rate of Fire: N/A

Forward/Rear Banks: 0

Port/Starboard Banks: 0

Upper/Lower Banks: 0

Torpedoes (Photon) Total: 0 Bays

Stock: N/A

Range: N/A

Output: N/A

Rate of Fire: N/A

Forward Bay: 0

Rear Bay: 0

Port Bay: 0

Starboard Bay: 0

Upper Bay: 0

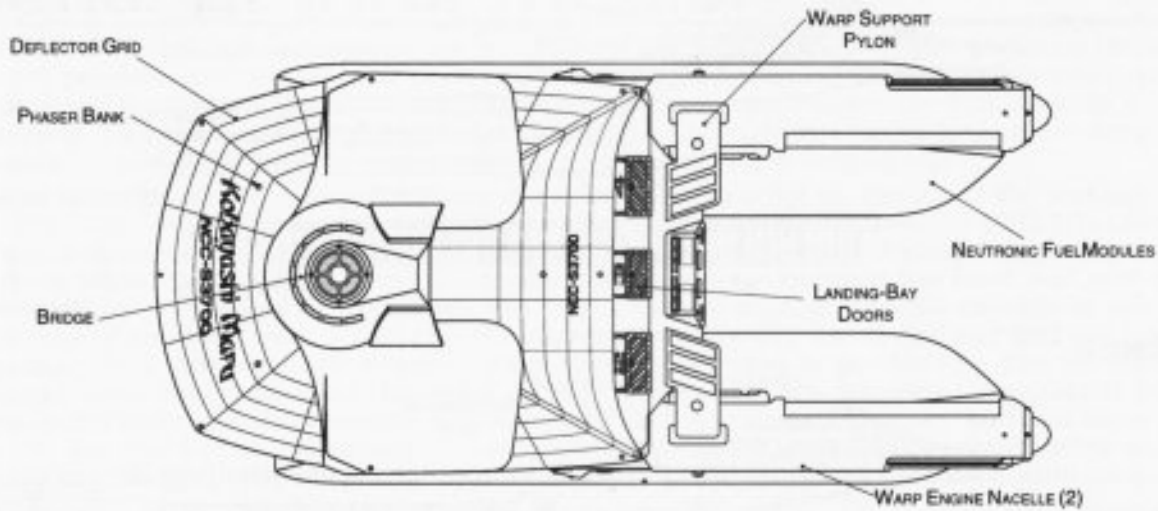
Lower Bay: 0

FEDERATION VESSEL

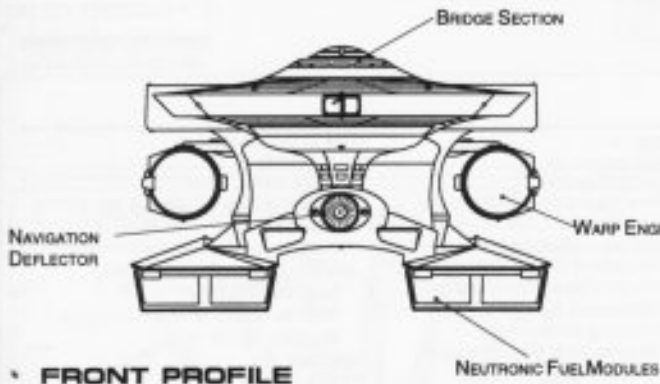
NEUTRONIC FUEL CARRIER



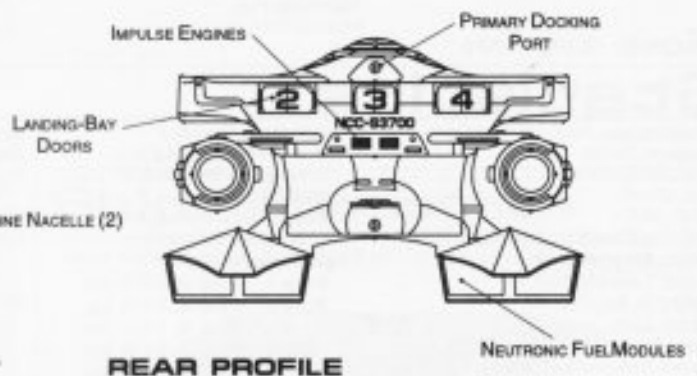
KOBAYASHI MARU CLASS



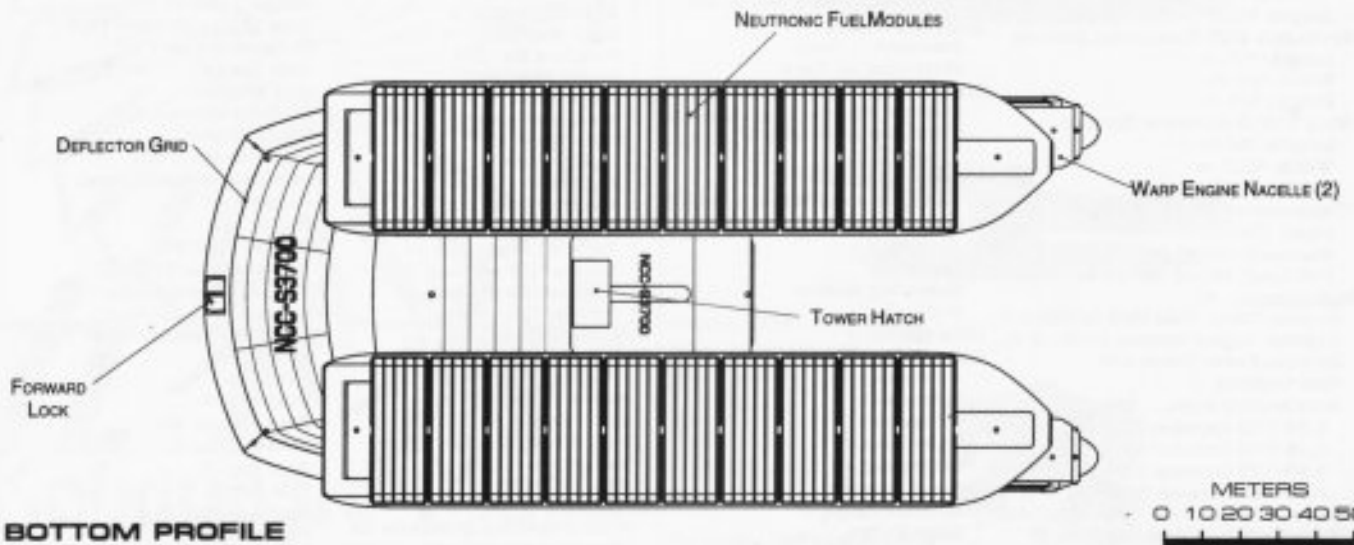
TOP PROFILE




FRONT PROFILE



REAR PROFILE



BOTTOM PROFILE



FEDERATION VESSEL



NEUTRONIC FUEL CARRIER

Ship Names

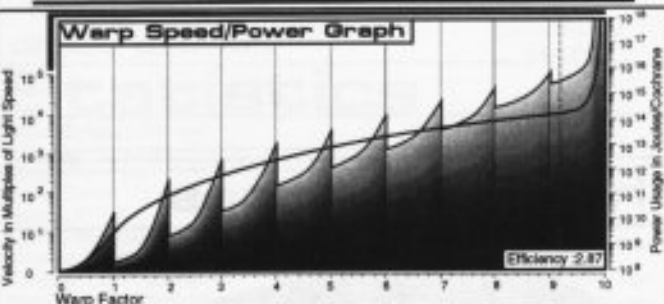

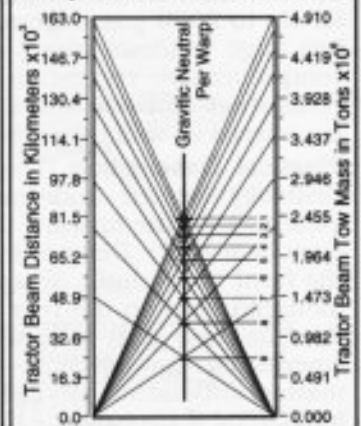
THE FOLLOWING SHIPS OF THE MK2-V CLASS WERE AUTHORIZED BY THE AMENDED ARTICLES OF FEDERATION OF STARDATE 2252.2

ABIKO • NCC-53767	KITSUKI • NCC-53751	SASEBO • NCC-53729
AIZUWAKAMATSU • NCC-53754	KOBAYASHIMARU • NCC-53700*	SENDAI • NCC-53703
AKITA • NCC-53706	KOBE • NCC-53746	SHIMIZU • NCC-53732
AOMORI • NCC-53716	KOCHI • NCC-53712	SHIMONOSEKI • NCC-53711
ARIMA • NCC-53773	KOFU • NCC-53721	TAJIRA • NCC-53710
ASAHIGAWA • NCC-53708	KOMATSU • NCC-53764	TAKADA • NCC-53738
BEPPU • NCC-53722	KORIYAMA • NCC-53707	TAKASAKI • NCC-53730
CHOSHI • NCC-53771	KUJI • NCC-53749	TANABE • NCC-53770
FUKUI • NCC-53736	KUSHIRO • NCC-53734	TANEGE • NCC-53748
FUKUSHIMA • NCC-53758	KYOTO • NCC-53745	TOKYO • NCC-53763
GUNTO • NCC-53742	MAEBASHI • NCC-53702	TOTTORI • NCC-53714
HAGI • NCC-53772	MATSUMOTO • NCC-53701	TOYOHASHI • NCC-53717
HAKODATE • NCC-53761	MINATO • NCC-53752	TSURUOKA • NCC-53757
HIROSAKI • NCC-53720	MIYAKONOJO • NCC-53768	UCHINORA • NCC-53724
HIROSHIMA • NCC-53737	MORIOKA • NCC-53733	URAWA • NCC-53755
IKEDA • NCC-53719	MURORAN • NCC-53713	UTSUNOMIYA • NCC-53750
IMABARI • NCC-53735	NAGANO • NCC-53756	UWAJIMA • NCC-53725
ISHINOMAKI • NCC-53704	NAGAOKA • NCC-53769	WAKAYAMA • NCC-53740
IWAKI • NCC-53762	NAGOYA • NCC-53760	YAMADA • NCC-53723
IZUMO • NCC-53728	NIGATA • NCC-53705	YAMAGATA • NCC-53766
KAGOSHIMA • NCC-53741	NUMAZU • NCC-53726	YAMOTO • NCC-53744
KAJIKI • NCC-53759	ONOMICHI • NCC-53747	YOKKAICHI • NCC-53738
KAMAISHI • NCC-53727	OTARU • NCC-53718	YOKOSUKA • NCC-53731
KIRIYU • NCC-53715	OTSU • NCC-53709	YONEZAWA • NCC-53753
KISARAZU • NCC-53765	SAKATA • NCC-53743	

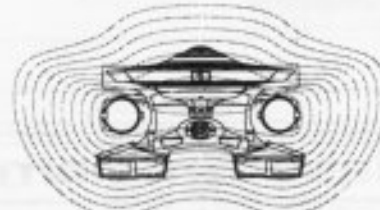
*CLASS SHIP. **LOST IN THE LINE OF DUTY. ***PROPOSED. ALL NAMES PRECEDED WITH U.S.S.

Tractor Beam Specifications

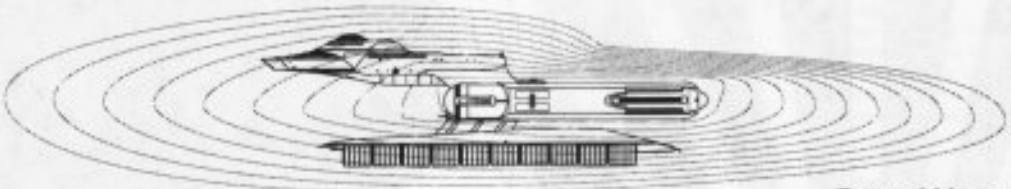
Primary Tractor Beam Load Calculator



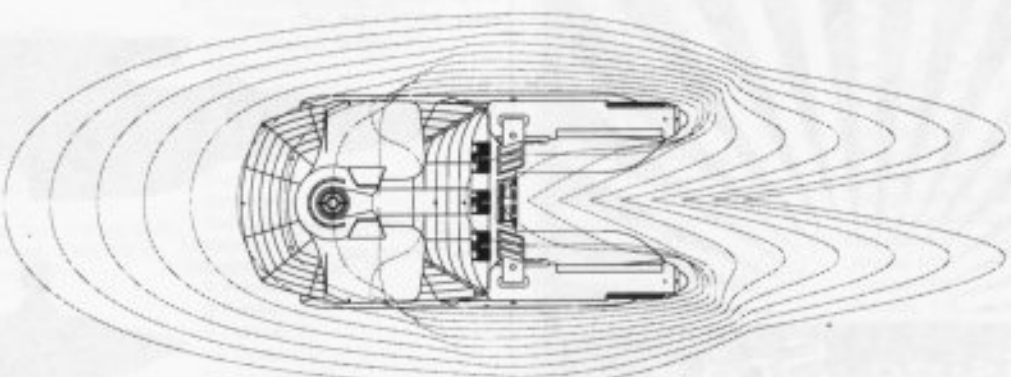
Field Length 530.12m
Field Width 194.02m
Field Height 98.87m



Front Warp Field Profile
Cross Section Area 17382.01 m²



Port Warp Field Profile
Cross Section Area 36001.22 m²



Top Warp Field Profile
Cross Section Area 76102.04 m²

WARP FIELDS

SRM3 04:03:07:04

STARFLEET REFERENCE MANUAL

KOBAYASHI MARU CLASS

FEDERATION VESSEL

STARLINER



RISING STAR CLASS

General Information

Specific Role: The Rising Star Class Starliner is designed to provide uncrowded luxurious accommodations for up to 2000 passengers. The unusually large circular botanical level occupies the rim of the ship and has large windows giving a unsurpassed view of the stars. The Starliner also incorporates exceptionally comprehensive recreation facilities such as holodecks and gyms. Many races choose to tour the Federation on these ships, the full tour takes seven years, but many smaller one and two month cruises are offered as well. Only one starliner has ever been lost.

Physical Description: The (BS12/C-P5) standard bridge is centrally located atop the expansive hull. Centrally located underneath the hull is the (DN8/6N) navigation dome assembly. The lower hull incorporates the forward facing (DN7/A10) main deflector dish, cargo storage and three medium hangar bays facing aft. Defense is provided by four (BP2/60-2S) phaser banks, three on top and one underneath the front of the hull. Warp speed propulsion is provided by a (SW104/2-10SL) high density warp nacelle, mounted high on the rear portion of the vessel, and can be jettisoned in an emergency. A (IRF55E/2-IR) dual impulse unit is located under the rear of the engineering section aft of the shuttle bays. In an emergency the (M65/22-1E) intermix chamber can be ejected through the deflection crystal. The matter/antimatter storage facility is positioned between the shuttle bays and deflection crystal for jettisoning if necessary. If the warp nacelle or matter/antimatter storage facility have to be jettisoned, the starliner can continue on impulse for extended periods of time until help can arrive.

Class Emblem



Ship Silhouettes

Total Target Area 54022.91 m²



Top Silhouette

Area 35777.04 m²



Port Silhouette

Area 13713.66 m²



Front Silhouette

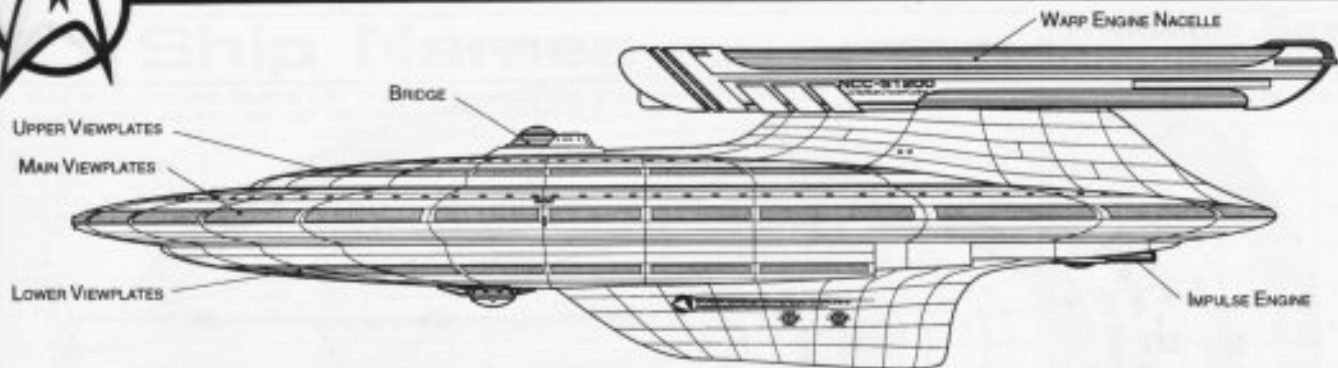
Area 4532.21 m²

FEDERATION VESSEL

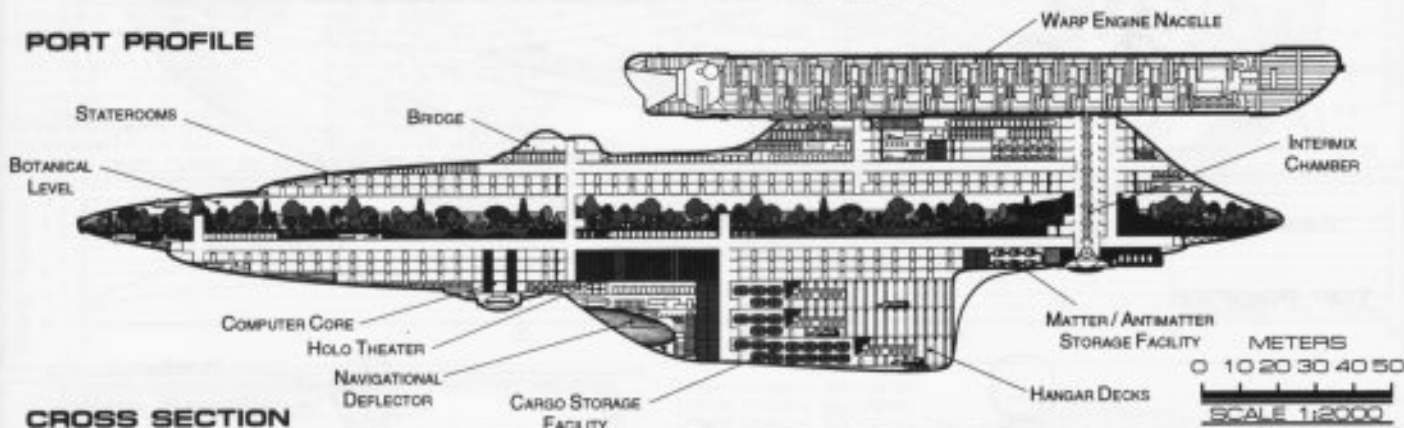


STARLINER

RIISING STAR CLASS



PORT PROFILE



CROSS SECTION

Statistics

Classification: Starliner
Category: Starliner
Class: Rising Star
Type: Class2
Model: MK2-X
Naval Construction Contract: S1200
Number Proposed: 68
Number Constructed: 68
Number in Service: 67
Number Lost: 1
Dimensions:
Overall Dimensions (Meters)
 Length: 318.54 m
 Width: 152.14 m
 Height: 81.56 m
Primary Hull Dimensions (Meters)
 Length: 303.26 m
 Width: 152.14 m
 Height: 64.92 m
Secondary Hull Dimensions (Meters)
 Length: N/A m
 Width: N/A m
 Height: N/A m
Warp Unit Dimensions (Meters)
 Length: 177.51 m
 Width: 26.84 m
 Height: 17.66 m
Displacement (Metric Tons)
 Light: 452846 mt
 Standard: 485173 mt
 Full Load: 541608 mt
Performance: mt
Impulse Units: Dual Unit (IRF55E/2-IR)
Impulse Engine Output: 7.80E+13 W
Impulse Power Index: 0.21
Max Cruising: C
Acceleration Rate:
 0.00-0.25 Impulse: 0.468 sec.
 0.25-0.50 Impulse: 0.736 sec.
 0.50-0.75 Impulse: 0.983 sec.
 0.75-Full Impulse: 1.229 sec.
Warp Units: Nacelle Units (SW104/2-10SL)
Warp Engine Output: 2.72E+15 W
Warp Power Index: 0.21

Optimum Speed: 4
Max. Safe Cruising: 6
Emergency Speed: 7
Max. Speed: 7.2
Destructive Speed: 7.6
Acceleration Power: 3
Acceleration Times:
 Warp 1 - Warp 2: 0.941 sec.
 Warp 2 - Warp 3: 1.505 sec.
 Warp 3 - Warp 4: 5.691 sec.
 Warp 4 - Warp 5: 8.184 sec.
 Warp 5 - Warp 6: 8.749 sec.
 Warp 6 - Warp 7: 9.454 sec.
 Warp 7 - Warp 8: 12.135 sec.
 Warp 8 - Warp 9: 17.356 sec.
 Warp 9 - Warp 9.5: 38.570 sec.
 Warp 9.5 - Warp 9.75: 44.684 sec.
 Warp 9.75 - Warp 9.9: 92.661 sec.
Duration (Years)
 Standard: 7 Years
 Maximum: 28 Years
Std. Ships Complement: 400
 Officers: 65
 Crew (Ensign Grade): 315
 Troops: 20
 Passengers: 2000
 Emergency condition: + 3024.98
Medical Facilities:
 Doctors: 17
 Nurses: 38
 Operating Rooms: 13
 Beds: 89
Laboratories: 15
Transporters Total: 68
 1 Person: 0
 2 Person: 0
 6 Person: 20
 12 Person: 0
 22 Person: 20
 Small Cargo: 15
 Medium Cargo: 13
 Large Cargo: 0
 Super Cargo: 0

Brigs: 29
Replicators: 160
Tractor Beams:
 Tow Capacity: 6.73E+06 mt
 Max Range: 1.68E+05 km
Cargo Specification:
 Standard Cargo Units: 1000
 Cargo Capacity: 50000 mt
Shuttlecraft Specifications:
 Docking Ports: 4
 Shuttlecraft Bays Total: 3
 Small Bay: 0
 Medium Bay: 3
 Large Bay: 0
 Super Bay: 0
 Shuttlecraft Standard: 83
 Work Bees: 18
 Travel Pods: 24
 Aquatic Shuttle: 3
 Light Shuttle: 2
 Standard Shuttle: 24
 Heavy Shuttle: 3
 Cargo Shuttle: 9
 Assault Shuttle: 0
 Killer Bees: 0
 Light Fighter: 0
 Fighter: 0
 Heavy Fighter: 0
 Lifeboats: 211
 Turbolift (8 person): 73
 Lifeboat (10 person): 95
 Lifeboat (20 person): 40
 Lifeboat (30 person): 3
Cloaking Devices: 0
Sensor Index Values:
 Planetary Survey: 0.2063
 Stellar Survey: 0.4125
 Short Range: 0.4125
 Long Range: 0.8250
 Navigation: 0.3993
 Special: 0.0680
Computers: 2
 Type: Daystrom Duotronic IIIk
 Type: Daystrom Duotronic IIIn

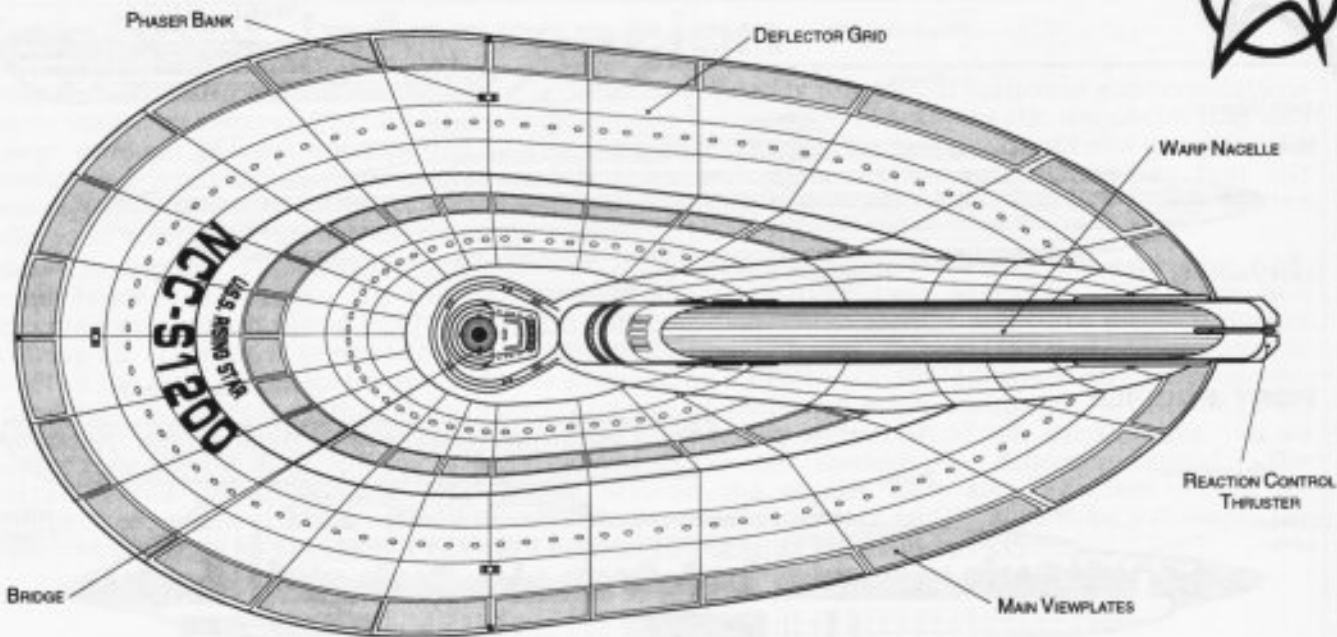
ECM Index: 0.50
Shield Rating:
 Shield Index: 0.16
 Holdoff Power: 1.78E+11 W
 Refresh Rate: 5.07E+10 W
 Breakdown Rate: 6.08E+10 W
Shield Dimensions (Meters)
 Length: 477.81 m
 Width: 228.21 m
 Height: 122.34 m
Weapons:
Phaser Power Index: 0.167
Photon Power Index: 0.000
Vessel Power Index: 0.063
Weapon Placement:
Beam (Phasers) Total: 4 banks 2 each
 Output: 5.00E+11 W / 2.5E11 W
 Range: 2.50E+05 km
 Rate of Fire: 30 ppm / Cont.
 Forward Banks: 2
 Rear Banks: 0
 Port Banks: 1
 Starboard Banks: 1
 Upper Banks: 0
 Lower Banks: 0
Beam (MegaPhasers) Total: 0
 Output: N/A
 Range: N/A
 Rate of Fire: N/A
 Forward/Rear Banks: 0
 Port/Starboard Banks: 0
 Upper/Lower Banks: 0
Torpedoes (Photon) Total: 0 Bays
 Stock: N/A
 Range: N/A
 Output: N/A
 Rate of Fire: N/A
 Forward Bay: 0
 Rear Bay: 0
 Port Bay: 0
 Starboard Bay: 0
 Upper Bay: 0
 Lower Bay: 0

FEDERATION VESSEL

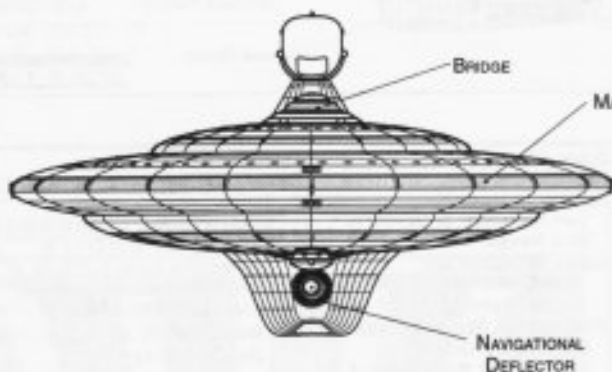
STARLINER



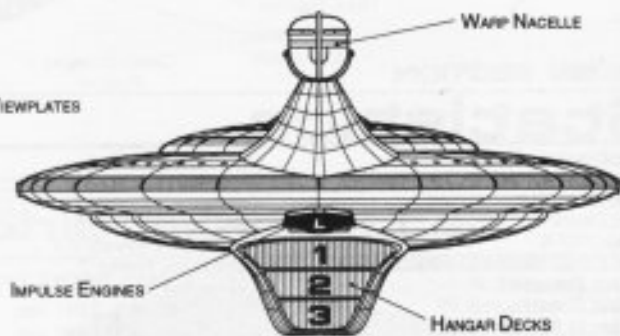
RIISING STAR CLASS



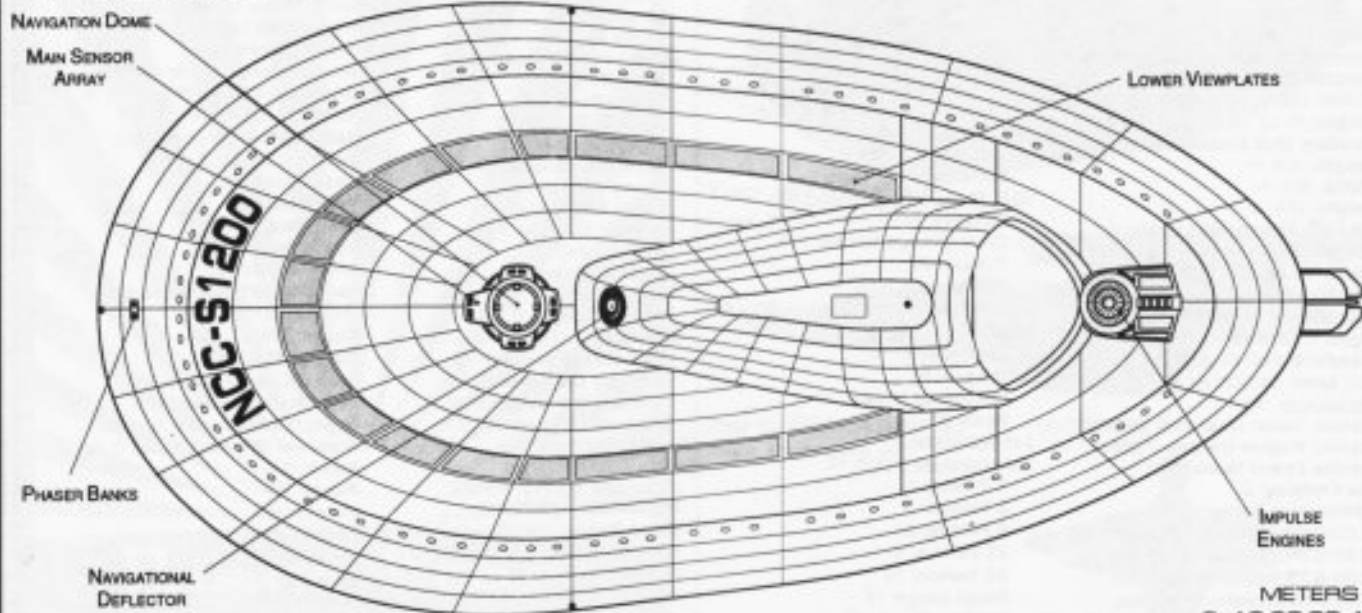
TOP PROFILE



FRONT PROFILE



REAR PROFILE



BOTTOM PROFILE

METERS
0 10 20 30 40 50
SCALE 1:2000

FEDERATION VESSEL



STARLINER

Ship Names

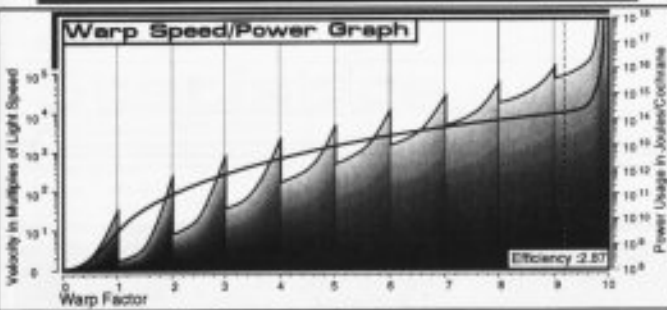

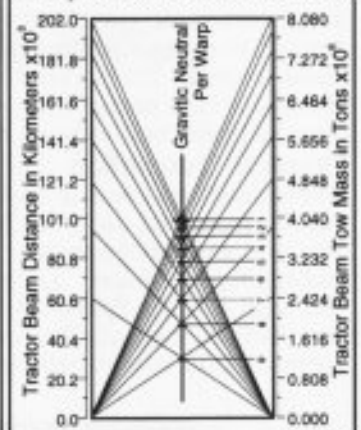
THE FOLLOWING SHIPS OF THE MK2-X CLASS WERE AUTHORIZED BY THE AMENDED ARTICLES OF FEDERATION OF STARDATE 2270.11

- | | | |
|---------------------------------|------------------------------------|----------------------------------|
| ASTEROID ROAMER • NCC-S1212 | MORNING STAR • NCC-S1224 | SOLAR WIND • NCC-S1205 |
| AURORA BOREALIS • NCC-S1234 | NEBULA FLARE • NCC-S1203 | SOUTHERN CROSS • NCC-S1226 |
| BLACK DWARF • NCC-S1211 | NEBULA ROAMER • NCC-S1244 | SPIRAL NEBULA • NCC-S1209 |
| BLUE GIANT • NCC-S1207 | NEUTRON STAR • NCC-S1260 | STAR CLUSTER • NCC-S1241 |
| CELESTIAL SAILER • NCC-S1228 | NORTH STAR • NCC-S1218 | STELLAR CORONA • NCC-S1254 |
| COAL NEBULA • NCC-S1259 | NORTHERN CROSS • NCC-S1225 | STELLAR LIGHTHOUSE • NCC-S1252 |
| COSMIC SAILER • NCC-S1248 | NOVA JET • NCC-S1202 | STELLAR PULSAR • NCC-S1220 |
| CRAB NEBULA • NCC-S1229 | NOVA STAR • NCC-S1221 | STELLAR QUASAR • NCC-S1265 |
| DARK CLOUD • NCC-S1256 | OLYMPUS MONS • NCC-S1245 | STELLAR REMNANT • NCC-S1250 |
| DRACO CONSTELLATION • NCC-S1236 | OMEGA NEBULA • NCC-S1215 | SUNSPOT • NCC-S1239 |
| ETA CARINAE NEBULA • NCC-S1235 | ORION NEBULA • NCC-S1216 | SUPERNOVA • NCC-S1257 |
| FLARE STAR • NCC-S1262 | PERSEUS CONSTELLATION • NCC-S1249 | TAURUS CONSTELLATION • NCC-S1246 |
| GALACTIC ARM • NCC-S1261 | PHOTON SPHERE • NCC-S1217 | TRIFID NEBULA • NCC-S1237 |
| GALACTIC HALO • NCC-S1253 | QUIET SUN • NCC-S1214 | URSA MAJOR • NCC-S1230 |
| HALLEY'S COMET • NCC-S1243 | RED GIANT • NCC-S1208 | URSA MINOR • NCC-S1231 |
| HERTZSPRUNG STAR • NCC-S1263 | RING OF JUPITER • NCC-S1219 | VULVA PULSAR • NCC-S1240 |
| HORSEHEAD NEBULA • NCC-S1255 | RING OF SATURN • NCC-S1223 | WHITE DWARF • NCC-S1206 |
| JUPITER AURORAS • NCC-S1232 | RISING STAR • NCC-S1200 | WOLFGANG PULSAR • NCC-S1222 |
| KEPLER STAR • NCC-S1238 | RUSSELL STAR • NCC-S1264 | |
| LAGOON NEBULA • NCC-S1242 | SCORPIUS CONSTELLATION • NCC-S1213 | |
| LIGHT RAY • NCC-S1247 | SETTING SUN • NCC-S1201 | |
| LUNAR ECLIPSE • NCC-S1233 | SOLAR CORONA • NCC-S1267 | |
| LUNAR ORBIT • NCC-S1227 | SOLAR ECLIPSE • NCC-S1251 | |
| MARE IMBRIUM • NCC-S1258 | SOLAR FLARE • NCC-S1204 | |
| MILKY WAY • NCC-S1266 | SOLAR SAILER • NCC-S1210 | |

CLASS SHIP, "LOST IN THE LINE OF DUTY," "PROPOSED, ALL NAMES PRECEDED WITH U.S.S.

Tractor Beam Specifications

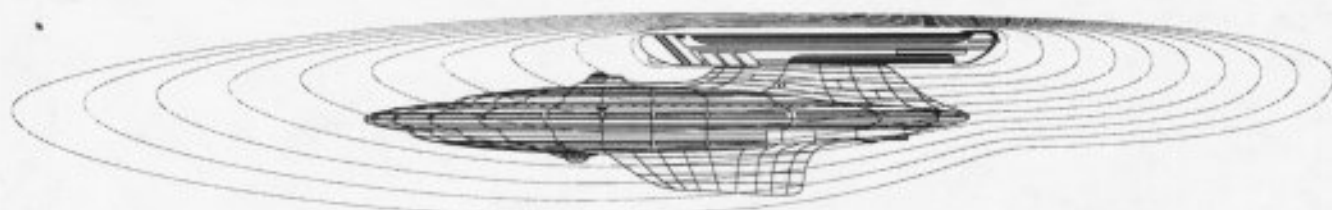
Primary Tractor Beam Load Calculator



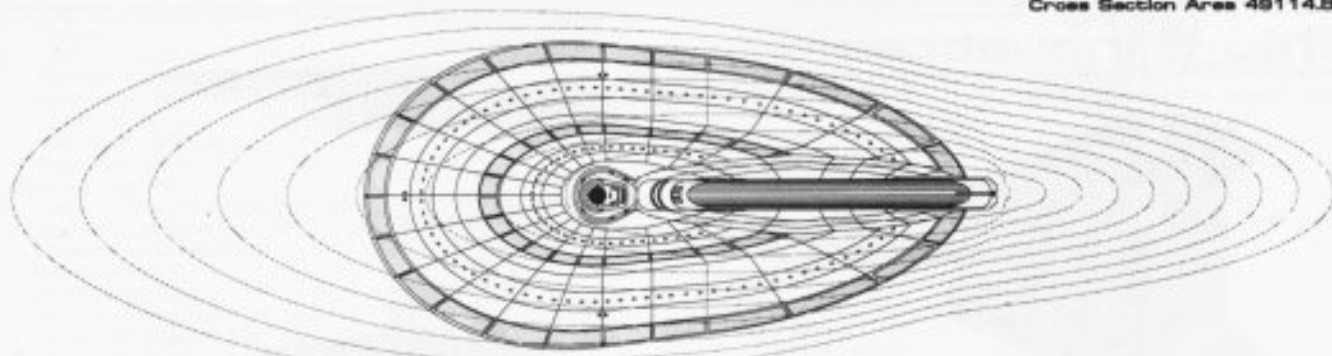
Field Length 665.25m
 Field Width 181.16m
 Field Height 101.81m



Front Warp Field Profile
 Cross Section Area 14133.40 m²



Port Warp Field Profile
 Cross Section Area 49114.86 m²



Top Warp Field Profile
 Cross Section Area 86426.94 m²

WARP FIELDS

BUOY TENDER



NIFFEN CLASS


General Information

Specific Role: Buoy tenders are required to install and service the millions of buoys used by the Federation to provide safe travel references within the boundaries of explored space. The construction of the buoy tender is quite simple and cost effective, allowing several ships to be produced each year. Two separate dual impulse units provide precision low speed maneuvering and reliability. When not performing buoy duties, a rare occurrence, these ship can be found deserted at any port of call where the crews take small breaks from their tedious duties.

Physical Description: The (BS20/C-U8) bridge is centered on the (PH320/C-L5) modified primary hull. Three medium hangar bays are bracketed by two (CA5/B2) navigational deflector/buoy confinement arrays on the front cut-away of the primary hull. Defense is provided by five (BP2/60-2C) phaser banks, three on top and two underneath. Two (IRF70E/8-IR) dual impulse units on the rear of the hull extension provide sublight propulsion. Located between the impulse drives is another medium hangar bay. To the rear of the hull are the (M80/28-4H) intermix chamber and matter/antimatter storage tanks. The storage tanks are located behind the impulse engines for emergency jettisoning. In the event of an emergency the primary hull can jettison the warp core and warp nacelle and proceed on impulse power.

Class Emblem

NIFFEN CLASS



BUOY TENDER

Ship Silhouettes

Total Target Area 24050.09 m²



Top Silhouette
Area 17227.45 m²



Port Silhouette
Area 4625.44 m²



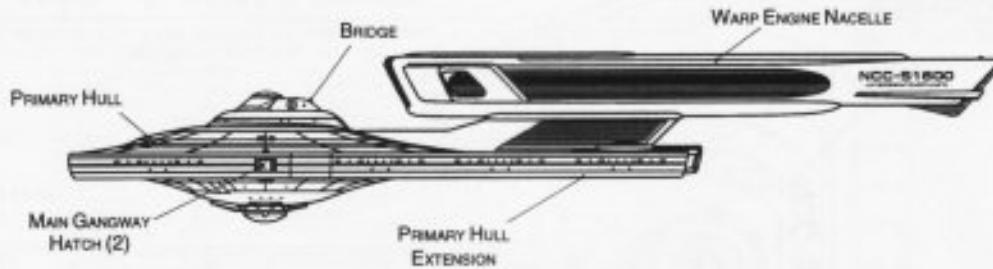
Front Silhouette
Area 2196.20 m²

FEDERATION VESSEL

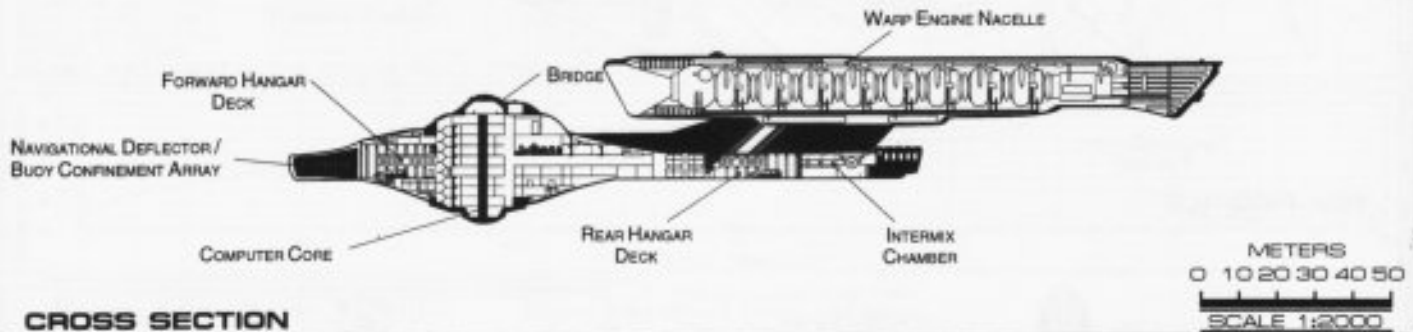


BUOY TENDER

NIFFEN CLASS



PORT PROFILE



CROSS SECTION

Statistics

Classification: Buoy Tender

Category: Support

Class: Niffen

Type: Class 2

Model: MK2-I

Naval Construction Contract: S1600

Number Proposed: 98

Number Constructed: 96

Number in Service: 96

Number Lost: 0

Dimensions:

Overall Dimensions (Meters)

Length: 235.00 m

Width: 141.72 m

Height: 41.91 m

Primary Hull Dimensions (Meters)

Length: 180.32 m

Width: 141.72 m

Height: 32.94 m

Secondary Hull Dimensions (Meters)

Length: N/A m

Width: N/A m

Height: N/A m

Warp Unit Dimensions (Meters)

Length: 154.81 m

Width: 12.63 m

Height: 18.32 m

Displacement (Metric Tons)

Light: 107300 mt

Standard: 114960 mt

Full Load: 128332 mt

Performance: mt

Impulse Units: Dual Unit (IRF70E/8-IR)

Impulse Engine Output: 1.56E+14 W

Impulse Power Index: 0.50

Max Cruising: C

Acceleration Rate:

0.00-0.25 Impulse: 0.055 sec.

0.25-0.50 Impulse: 0.087 sec.

0.50-0.75 Impulse: 0.116 sec.

0.75-Full Impulse: 0.146 sec.

Warp Units: Nacelle Units (SWS2/1-SBT)

Warp Engine Output: 1.51E+15 W

Warp Power Index: 0.50

Optimum Speed: 4

Max. Safe Cruising: 5

Emergency Speed: 7

Max. Speed: 8.2

Destructive Speed: 8.4

Acceleration Power: 3

Acceleration Times:

Warp 1 - Warp 2: 0.401 sec.

Warp 2 - Warp 3: 0.642 sec.

Warp 3 - Warp 4: 2.427 sec.

Warp 4 - Warp 5: 3.491 sec.

Warp 5 - Warp 6: 3.731 sec.

Warp 6 - Warp 7: 4.032 sec.

Warp 7 - Warp 8: 5.176 sec.

Warp 8 - Warp 9: 7.403 sec.

Warp 9 - Warp 9.5: 16.450 sec.

Warp 9.5 - Warp 9.75: 19.058 sec.

Warp 9.75 - Warp 9.9: 39.520

Duration (Years)

Standard: 7 Years

Maximum: 28 Years

Std. Ships Complement: 215

Officers: 34

Crew (Ensign Grade): 166

Troops: 15

Passengers: 36

Emergency condition: + 299.956

Medical Facilities:

Doctors: 2

Nurses: 5

Operating Rooms: 2

Beds: 11

Laboratories: 3

Transporters Total: 6

1 Person: 0

2 Person: 0

6 Person: 2

12 Person: 0

22 Person: 2

Small Cargo: 1

Medium Cargo: 1

Large Cargo: 0

Super Cargo: 0

Brigs: 7

Replicators: 38

Tractor Beams:

Tow Capacity: 3.51E+06 mt

Max Range: 2.19E+05 km

Cargo Specification:

Standard Cargo Units: 182

Cargo Capacity: 9100 mt

Shuttlecraft Specifications:

Docking Ports: 3

Shuttlecraft Bays Total: 4

Small Bay: 0

Medium Bay: 4

Large Bay: 0

Super Bay: 0

Shuttlecraft Standard: 49

Work Bees: 3

Travel Pods: 3

Aquatic Shuttle: 2

Light Shuttle: 2

Standard Shuttle: 9

Heavy Shuttle: 2

Cargo Shuttle: 2

Shutug Shuttle: 4

Killer Bees: 5

Light Fighter: 6

Fighter: 6

Heavy Fighter: 5

Lifeboats: 18

Turbolift (8 person): 10

Lifeboat (10 person): 6

Lifeboat (20 person): 2

Lifeboat (30 person): 0

Cloaking Devices: 0

Sensor Index Values:

Planetary Survey: 0.7353

Stellar Survey: 1.4707

Short Range: 0.7617

Long Range: 1.5234

Navigation: 0.3993

Special: 0.4850

Computers: 2

Type: Daystrom Duotronic III:k

Type: Daystrom Duotronic II:n

ECM Index: 0.50

Shield Rating:

Shield Index: 1.20

Holdoff Power: 1.35E+12 W

Refresh Rate: 3.85E+11 W

Breakdown Rate: 4.62E+11 W

Shield Dimensions (Meters)

Length: 352.50 m

Width: 212.58 m

Height: 62.87 m

Weapons:

Phaser Power Index: 0.208

Photon Power Index: 0.000

Vessel Power Index: 0.104

Weapon Placement:

Beam (Phasers) Total: 5 banks 2 each

Output: 5.00E+11 W / 2.5E11 W

Range: 2.50E+05 km

Rate of Fire: 20 ppm / Cont.

Forward Banks: 1

Rear Banks: 0

Port Banks: 2

Starboard Banks: 2

Upper Banks: 0

Lower Banks: 0

Beam (MegaPhasers) Total: 0

Output: N/A

Range: N/A

Rate of Fire: N/A

Forward/Rear Banks: 0

Port/Starboard Banks: 0

Upper/Lower Banks: 0

Torpedoes (Photon) Total: 0 Bays

Stock: N/A

Range: N/A

Output: N/A

Rate of Fire: N/A

Forward Bay: 0

Rear Bay: 0

Port Bay: 0

Starboard Bay: 0

Upper Bay: 0

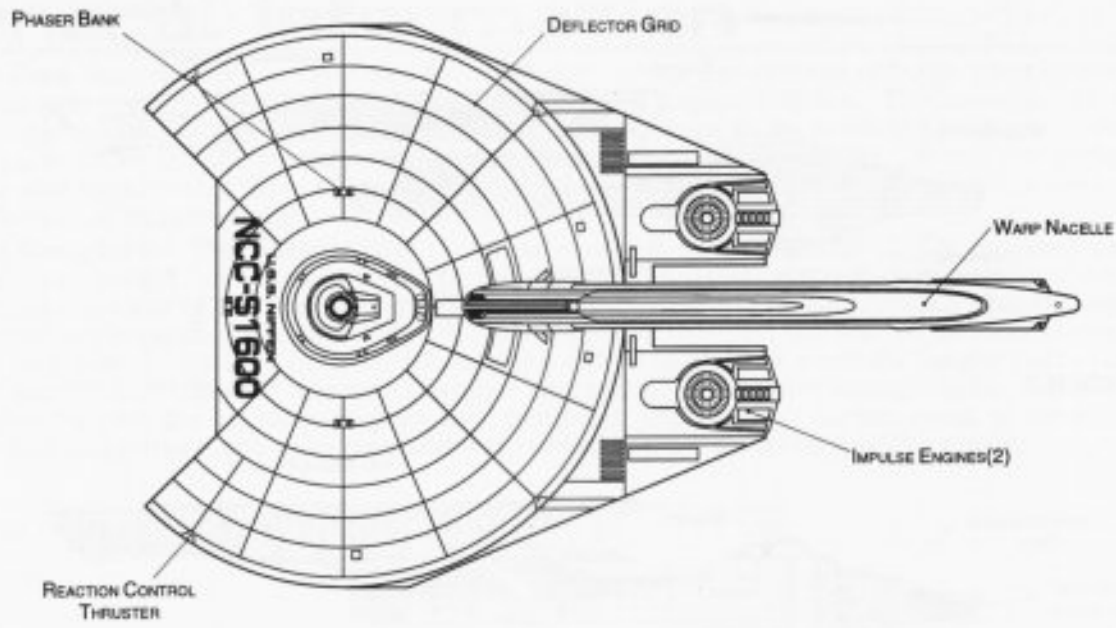
Lower Bay: 0

FEDERATION VESSEL

BUOY TENDER



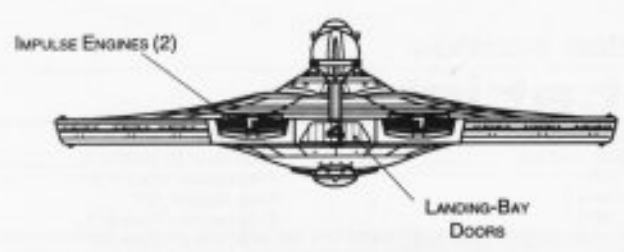
NIFFEN CLASS



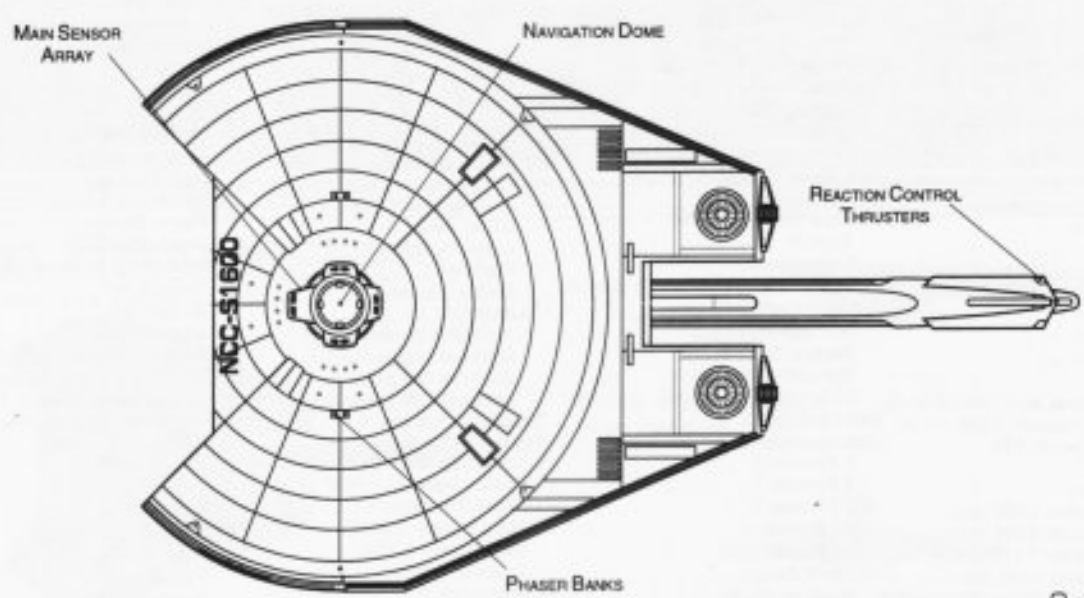
TOP PROFILE



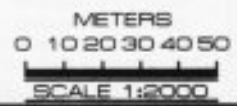
FRONT PROFILE



REAR PROFILE



BOTTOM PROFILE



FEDERATION VESSEL



BUOY TENDER

Ship Names

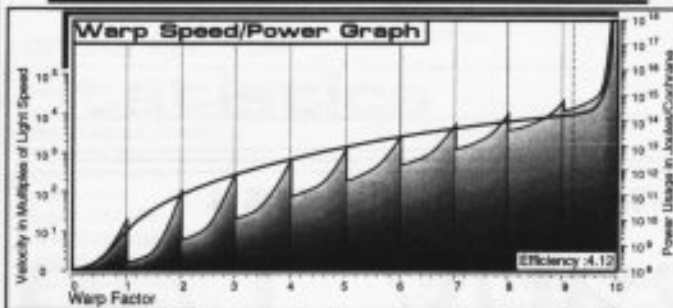

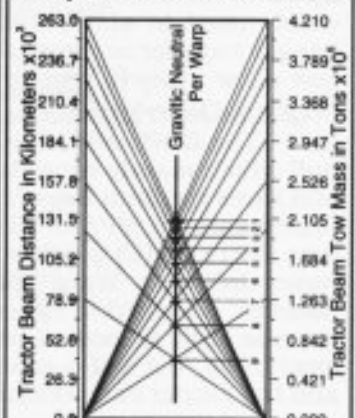
THE FOLLOWING SHIPS OF THE MK2-I CLASS WERE AUTHORIZED BY THE AMENDED ARTICLES OF FEDERATION OF STARDATE 2266.2

BARRIENTOZ • NCC-S1675	FITCHETT • NCC-S1680	MARZOLINO • NCC-S1635	RINGEL • NCC-S1607
BATTAGLIA • NCC-S1612	FRANKEL • NCC-S1625	MAUTONE • NCC-S1641	RODSLER • NCC-S1643
BERNT • NCC-S1647	FRANTZ • NCC-S1639	MCCAFFERRY • NCC-S1615	ROLFE • NCC-S1633
BERRYHILL • NCC-S1668	GIBBS • NCC-S1684	MCFATRIDGE • NCC-S1665	ROMANOVSKI • NCC-S1622
BETENBOUGH • NCC-S1690	GILLEAN • NCC-S1651	MCGLATHLIN • NCC-S1662	SALSER • NCC-S1672
BHAKATA • NCC-S1697***	GINSBURG • NCC-S1657	MCMAINS • NCC-S1687	SCETO • NCC-S1689
BIVENS • NCC-S1628	GLASGOW • NCC-S1695	MELGOZA • NCC-S1681	SCHMUCKER • NCC-S1636
BOEDEKER • NCC-S1656	HERRERA • NCC-S1673	METHVIN • NCC-S1624	SCHOLLMAYER • NCC-S1604
BRILHANTE • NCC-S1677	HIGHTOWER • NCC-S1613	METTEAUER • NCC-S1638	SETUFF • NCC-S1642
BURROUGHS • NCC-S1608	HOLSTOW • NCC-S1648	MOLINA • NCC-S1685	SHEAKS • NCC-S1617
BYRD • NCC-S1618	HOLZHAUSEN • NCC-S1669	MONDAGRAN • NCC-S1650	SKOOG • NCC-S1684
CANALE • NCC-S1601	HOOKS • NCC-S1691	MONTALVO • NCC-S1659	SMARTT • NCC-S1653
CHRISTIANSEN • NCC-S1606	HOPPER • NCC-S1696***	MONTGOMERY • NCC-S1694	SNELGROVE • NCC-S1660
CLEVENGER • NCC-S1644	HOUX • NCC-S1629	MUELLER • NCC-S1666	STAMPS • NCC-S1688
CLOSE • NCC-S1631	HULLUM • NCC-S1655	NIFFEN • NCC-S1600	STUCKY • NCC-S1682
COLDIRON • NCC-S1621	JILEK • NCC-S1679	OELSCHLAEGER • NCC-S1674	TEARZ • NCC-S1626
CREIGHTON • NCC-S1670	KATARINA • NCC-S1649	ONNYEMACHI • NCC-S1614	THARPE • NCC-S1637
CUSTER • NCC-S1634	KINCHELGE • NCC-S1610	PALMENTERA • NCC-S1646	ULLOM • NCC-S1683
DAILEY • NCC-S1603	KITCHENS • NCC-S1619	PANETTIERE • NCC-S1667	VALLANCE • NCC-S1652
DELUNA • NCC-S1640	LIPTON • NCC-S1625	PARAMESWARAN • NCC-S1692	VANHORN • NCC-S1658
DILLARD • NCC-S1616	LOONEY • NCC-S1645	PARTICIANONI • NCC-S1630	VAUGHN • NCC-S1693
EARNSHAW • NCC-S1663	LOSOYA • NCC-S1632	PECK • NCC-S1654	YANZ • NCC-S1676
EDMISTER • NCC-S1661	LOVELACE • NCC-S1623	PIWONKA • NCC-S1678	YINGLING • NCC-S1611
ENGELHART • NCC-S1686	MAREK • NCC-S1671	PRZYBYLSKI • NCC-S1609	
ESCRIBA • NCC-S1627	MARSHBURN • NCC-S1602	RAINFORD • NCC-S1620	

*CLASS SHIP, **LOST IN THE LINE OF DUTY, ***PROPOSED. ALL NAMES PRECEDED WITH U.S.S.

Tractor Beam Specifications


Primary Tractor Beam Load Calculator



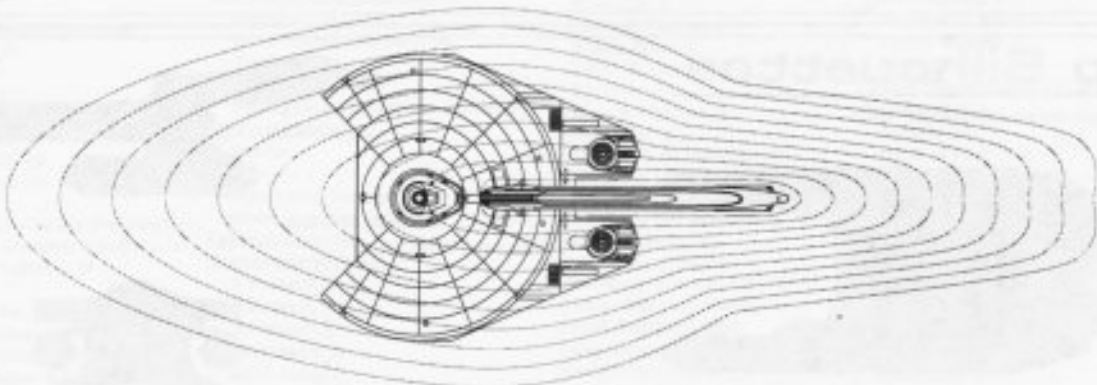
Field Length 548.14m
Field Width 187.20m
Field Height 78.46m



Front Warp Field Profile
Cross Section Area 11500.12 m²



Port Warp Field Profile
Cross Section Area 30265.22 m²



Top Warp Field Profile
Cross Section Area 69084.80 m²

WARP FIELDS

SRM3 04:03:09:04

STARFLEET REFERENCE MANUAL

NIFFEN CLASS

FEDERATION VESSEL

HEAVY TUG



General Information

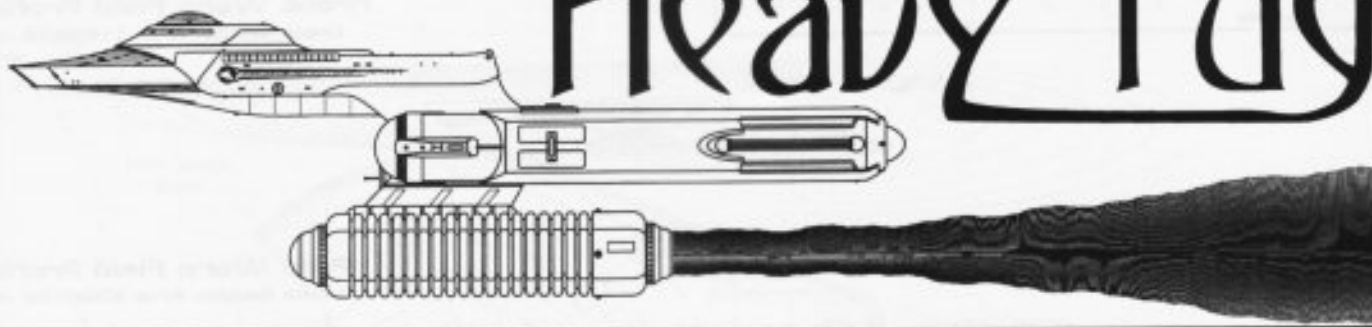
Specific Role: The Faranarton Class Heavy Tug is based on the Kobayashi Maru hull. These tugs are widely used in ship-yards and space-dock construction facilities. Several work bees are stored in the hangar bays for accomplishing small tasks. Although this vessel is an older design, its cheap maintenance cost allow many to remain in service for exceptionally long careers.

Physical Description: The (FC5/C-F3) standard bridge is centered on the top of the rectangular primary hull. The (DN5/A9) main navigational deflector is mounted on the front of the (SH92/C-L2N) secondary hull which mainly consists of connecting pylons and access walk-ways. A small hangar bay faces forward and three medium bays face aft. There is standard cargo storage between the front and rear bays. Slung underneath on (FP/95-15N) pylons are two (TB110/H92) heavy duty-extended cycle tractor beam emitters, four (BP1/15-1C) phasers: two forward, one to the rear and one underneath of the primary hull provide basic defense. Warp speed propulsion is provided by two (SC35/1-45F) self-contained warp engine nacelles, mounted to either side, and are supported on (KM/32-6F) standard pylons. A (IRF25E/2-IR) dual impulse unit is located on the rear of the primary hull just under the shuttle bays. In the event of an emergency, the self-contained warp core/nacelles and neutronic modules can be independently jettisoned and the carrier can continue on impulse until its fuel supply is depleted.

Class Emblem

Faranarton Class

Heavy Tug



Ship Silhouettes

Total Target Area 30888.21 m²



Top Silhouette
Area 18543.76 m²



Port Silhouette
Area 7049.59 m²

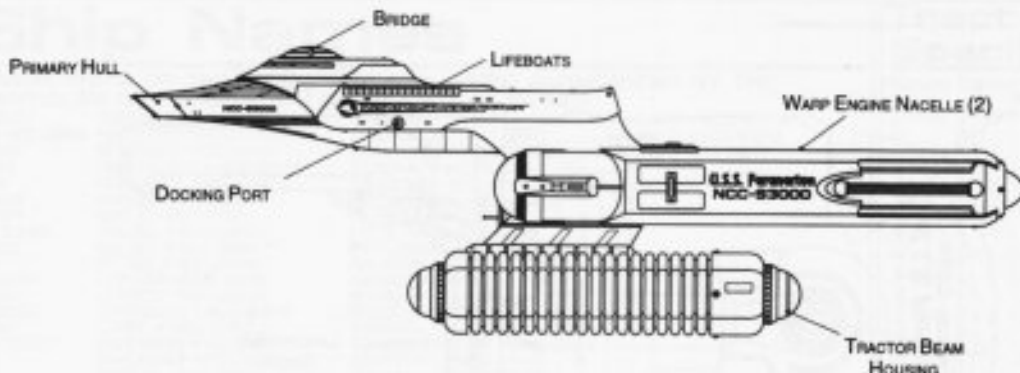


Front Silhouette
Area 5274.86 m²

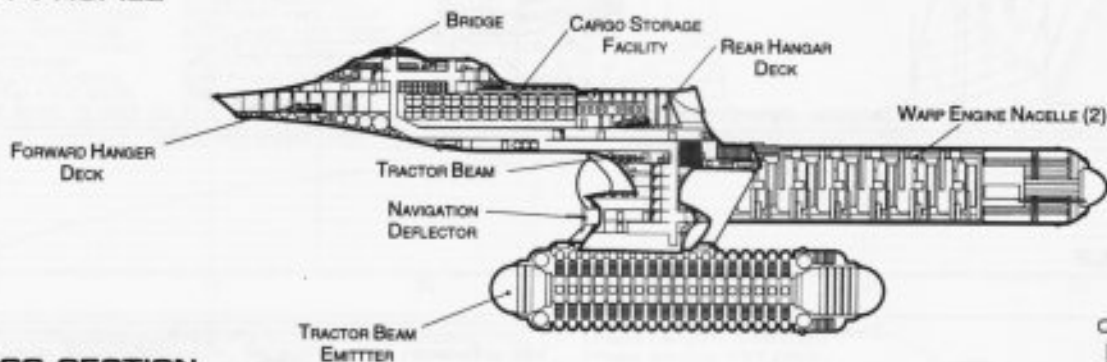


HEAVY TUG

FARANARTON CLASS



PORT PROFILE



CROSS SECTION

METERS
0 10 20 30 40 50
SCALE 1:2000

Statistics

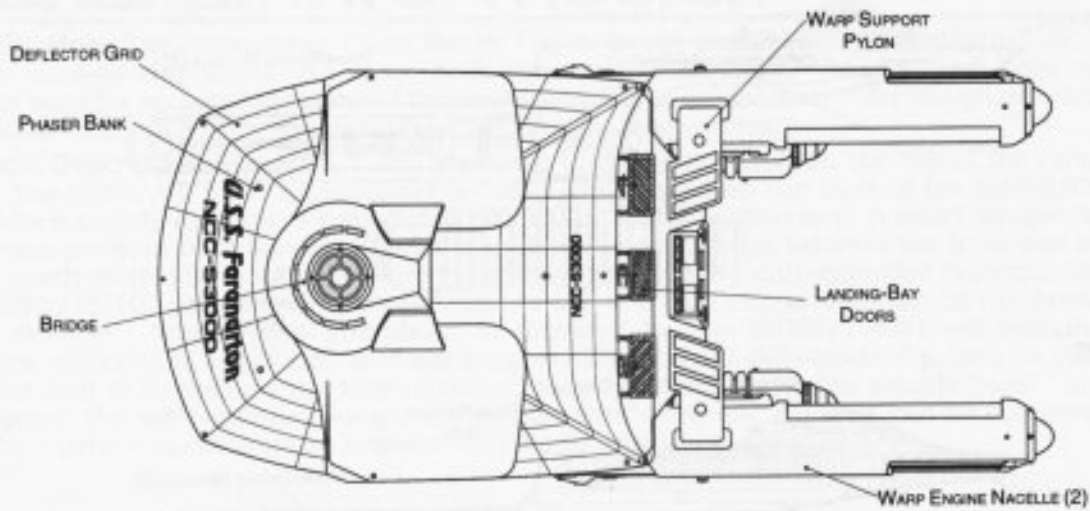
Classification: Heavy Tug	Optimum Speed: 5	Brigs: 9	ECM Index: 0.50
Category: Tug	Max. Safe Cruising: 6	Replicators: 12	Shield Rating:
Class: Faranarton	Emergency Speed: 6.5	Tractor Beams:	Shield Index: 0.41
Type: Class 2	Max. Speed: 8	Tow Capacity: 2.06E+07 mt	Holdoff Power: 4.68E+11 W
Model: MK2-VIII	Destructive Speed: 8.5	Max Range: 3.22E+05 km	Refresh Rate: 1.33E+11 W
Naval Construction Contract: S3000	Acceleration Power: 3	Cargo Specification:	Breakdown Rate: 1.59E+11 W
Number Proposed: 78	Acceleration Times:	Standard Cargo Units: 320	Shield Dimensions (Meters)
Number Constructed: 78	Warp 1 - Warp 2: 0.273 sec.	Cargo Capacity: 16000 mt	Length: 355.52 m
Number in Service: 74	Warp 2 - Warp 3: 0.437 sec.	Shuttlecraft Specifications:	Width: 166.55 m
Number Lost: 4	Warp 3 - Warp 4: 1.651 sec.	Docking Ports: 4	Height: 114.17 m
Dimensions:	Warp 4 - Warp 5: 2.374 sec.	Shuttlecraft Bays Total: 4	Weapons:
Overall Dimensions (Meters)	Warp 5 - Warp 6: 2.538 sec.	Small Bay: 4	Phaser Power Index: 0.083
Length: 237.01 m	Warp 6 - Warp 7: 2.742 sec.	Medium Bay: 0	Photon Power Index: 0.000
Width: 111.03 m	Warp 7 - Warp 8: 3.520 sec.	Large Bay: 0	Vessel Power Index: 0.042
Height: 76.11 m	Warp 8 - Warp 9: 5.034 sec.	Super Bay: 0	Weapon Placement:
Primary Hull Dimensions (Meters)	Warp 9 - Warp 9.5: 11.187 sec.	Shuttlecraft Standard: 22	Beam (Phasers) Total: 2 banks 2 each
Length: 276.90 m	Warp 9.5 - Warp 9.75: 12.961 sec.	Work Bees: 2	Output: 5.00E+11 W / 2.5E11 W
Width: 207.57 m	Warp 9.75 - Warp 9.9: 26.876	Travel Pods: 2	Range: 2.00E+05 km
Height: 115.57 m	Duration (Years)	Aquatic Shuttle: 2	Rate of Fire: 30 ppm / Cont.
Secondary Hull Dimensions (Meters)	Standard: 7 Years	Light Shuttle: 0	Forward Banks: 1
Length: N/A m	Maximum: 28 Years	Standard Shuttle: 6	Rear Banks: 1
Width: N/A m	Std. Ships Complement: 96	Heavy Shuttle: 2	Port Banks: 0
Height: N/A m	Officers: 16	Shutugs: 8	Starboard Banks: 0
Warp Unit Dimensions (Meters)	Crew (Ensign Grade): 80	Assault Shuttle: 0	Upper Banks: 0
Length: 290.16 m	Troops: 0	Killer Bees: 0	Lower Banks: 0
Width: 45.01 m	Passengers: 150	Light Fighter: 0	Beam (MegaPhasers) Total: 0
Height: 40.47 m	Emergency condition: + 312.686	Fighter: 0	Output: N/A
Displacement (Metric Tons)	Medical Facilities:	Heavy Fighter: 0	Range: N/A
Light: 145940 mt	Doctors: 1	Lifeboats: 16	Rate of Fire: N/A
Standard: 156358 mt	Nurses: 2	Turbolift (8 person): 10	Forward/Rear Banks: 0
Full Load: 174545 mt	Operating Rooms: 1.0	Lifeboat (10 person): 4	Port/Starboard Banks: 0
Performance: mt	Beds: 5	Lifeboat (20 person): 2	Upper/Lower Banks: 0
Impulse Units: Dual Unit (IRF25E/2-IR)	Laboratories: 5	Lifeboat (30 person): 0	Torpedoes (Photon) Total: 0 Bays
Impulse Engine Output: 3.90E+13 W	Transporters Total: 7	Cloaking Devices: 0	Stock: N/A
Impulse Power Index: 0.74	1 Person: 0	Sensor Index Values:	Range: N/A
Max Cruising: C	2 Person: 0	Planetary Survey: 0.2115	Output: N/A
Acceleration Rate:	6 Person: 2	Stellar Survey: 0.4230	Rate of Fire: N/A
0.00-0.25 Impulse: 0.301 sec.	12 Person: 0	Short Range: 0.4230	Forward Bay: 0
0.25-0.50 Impulse: 0.475 sec.	22 Person: 2	Long Range: 0.8459	Rear Bay: 0
0.50-0.75 Impulse: 0.633 sec.	Small Cargo: 2	Navigation: 0.2895	Port Bay: 0
0.75-Full Impulse: 0.792 sec.	Medium Cargo: 1	Special: 0.0483	Starboard Bay: 0
Warp Units: 2 Nacelle Units (SC35/1-45F)	Large Cargo: 0	Computers: 2	Upper Bay: 0
Warp Engine Output: 3.02E+15 W	Super Cargo: 0	Type: Daystrom Duotronic III:a	Lower Bay: 0
Warp Power Index: 0.74		Type: Daystrom Duotronic II:b	

FEDERATION VESSEL

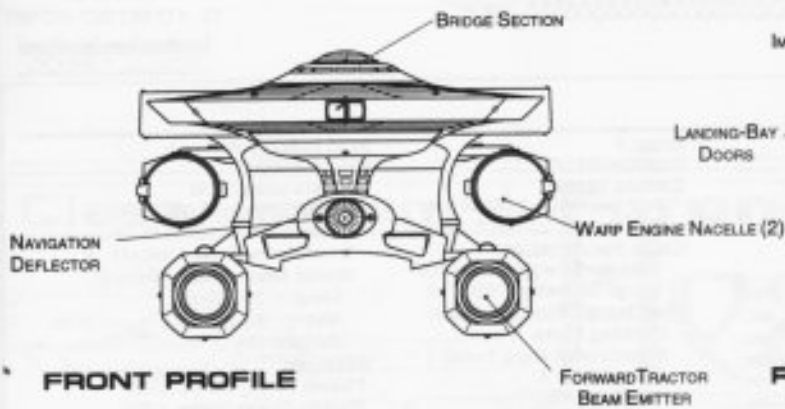
HEAVY TUG



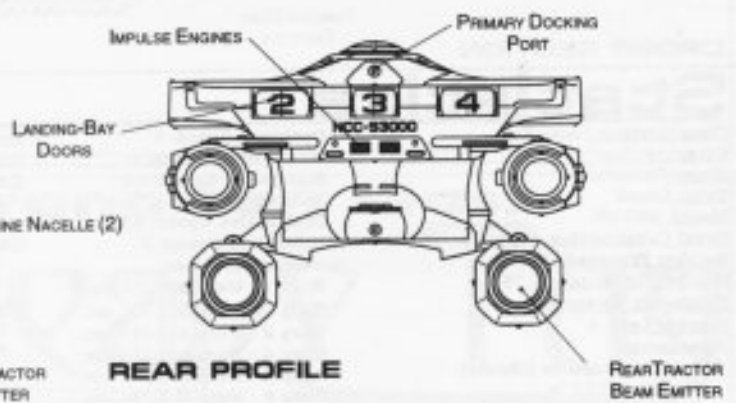
FARANARTON CLASS



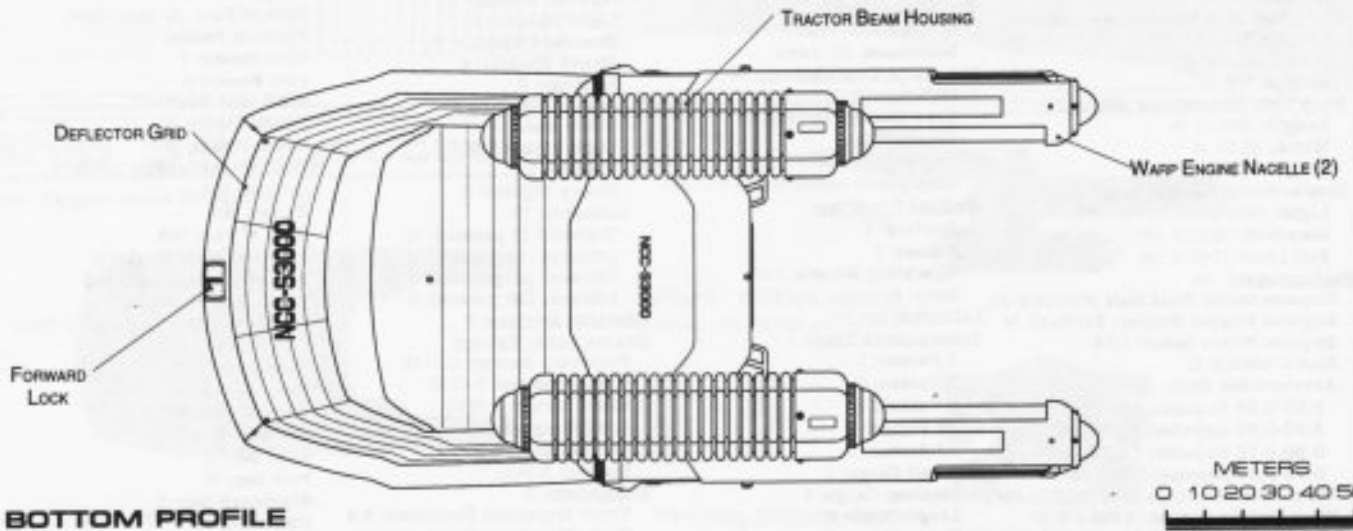
TOP PROFILE



FRONT PROFILE



REAR PROFILE



BOTTOM PROFILE

METERS
0 10 20 30 40 50
SCALE 1:2000

FEDERATION VESSEL



HEAVY TUG

Ship Names

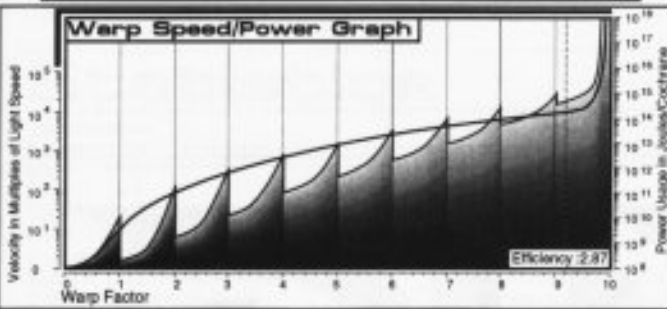

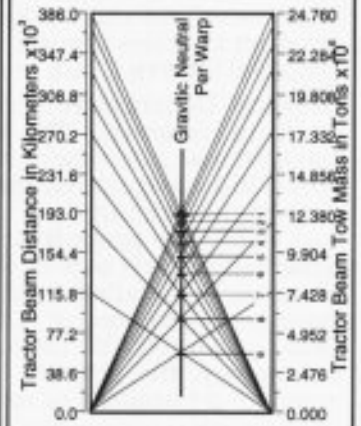
THE FOLLOWING SHIPS OF THE MK2-VIII CLASS WERE AUTHORIZED BY THE AMENDED ARTICLES OF FEDERATION OF STARDATE 2254.8

- | | | | |
|-----------------------------|-----------------------|---------------------------|-----------------------|
| ADRISSON • NCC-53023 | GUNTHER • NCC-53067 | NORMENT • NCC-53015 | WINDSOR • NCC-53002** |
| AGANOSTISANGIRA • NCC-53050 | HALSTEAD • NCC-53049 | O'DONNELL • NCC-53077 | WOMBLE • NCC-53016 |
| AGUNDIS • NCC-53086 | HEINRICH • NCC-53014 | PASEANJAPE • NCC-53001 | YOUNG • NCC-53011 |
| BAELEN • NCC-53013 | HOWINGTON • NCC-53065 | PASCHAL • NCC-53062 | |
| BICKER • NCC-53063 | HUFNAGLE • NCC-53009 | PAVLICEK • NCC-53012 | |
| BLEWETT • NCC-53010 | HURLEY • NCC-53030 | PENNINGTON • NCC-53028 | |
| BOLTON • NCC-53029** | IGEL-E • NCC-53071 | PETROS • NCC-53072 | |
| BOURDEAUX • NCC-53068 | JEWELL • NCC-53020 | PITTS • NCC-53021 | |
| BRIDGES • NCC-53022 | KELSEY • NCC-53041** | POVLOVSKY • NCC-53040 | |
| BUELL • NCC-53042 | KITTEN • NCC-53035 | RALSTON • NCC-53036 | |
| CABELLERO • NCC-53034 | LAWTON • NCC-53064 | REYMUNDO • NCC-53038 | |
| CASWELL • NCC-53037 | LECROY • NCC-53039 | RIEDEL • NCC-53056 | |
| CHARRIERE • NCC-53060 | LEWELLING • NCC-53059 | ROESCH • NCC-53033 | |
| CHELSEA • NCC-53027 | LOPEZ • NCC-53032 | SABATKA • NCC-53018 | |
| CLINKSCALES • NCC-53031 | MANDIAKIN • NCC-53017 | SCHWEISBERGER • NCC-53076 | |
| COVIN • NCC-53019 | MASLOWAR • NCC-53075 | SEABOURN • NCC-53043 | |
| DAO • NCC-53074** | MATEJA • NCC-53044 | SHANAFELT • NCC-53004 | |
| DAVIS • NCC-53048 | MAZZAMUTO • NCC-53003 | SLOVER • NCC-53047 | |
| DE VORE • NCC-53025 | MCGLAHA • NCC-53045 | SOLTER • NCC-53073 | |
| EASTERWOOD • NCC-53046 | MCINTURFF • NCC-53054 | SPAGNA • NCC-53065 | |
| ELLINGTON • NCC-53053 | MORTENSEN • NCC-53061 | WALDROP • NCC-53058 | |
| FARANARTON • NCC-53000 | MOUDY • NCC-53007 | WALSH • NCC-53006 | |
| GRAY • NCC-53067 | MUNDRIK • NCC-53025 | WATTERS • NCC-53024 | |
| GREENHILL • NCC-53028 | MUNN • NCC-53069 | WEAVER • NCC-53070 | |
| GUARJARDO • NCC-53026 | NAZARENUS • NCC-53052 | WHITE • NCC-53051 | |

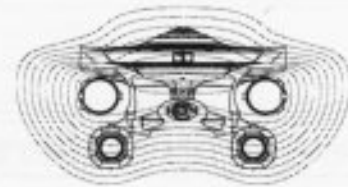
**CLASS SHIP. *LOST IN THE LINE OF DUTY. **PROPOSED. ALL NAMES PRECEDED WITH U.S.S.

Tractor Beam Specifications

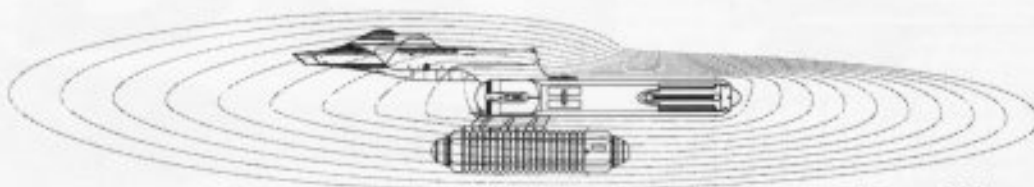
Primary Tractor Beam Load Calculator



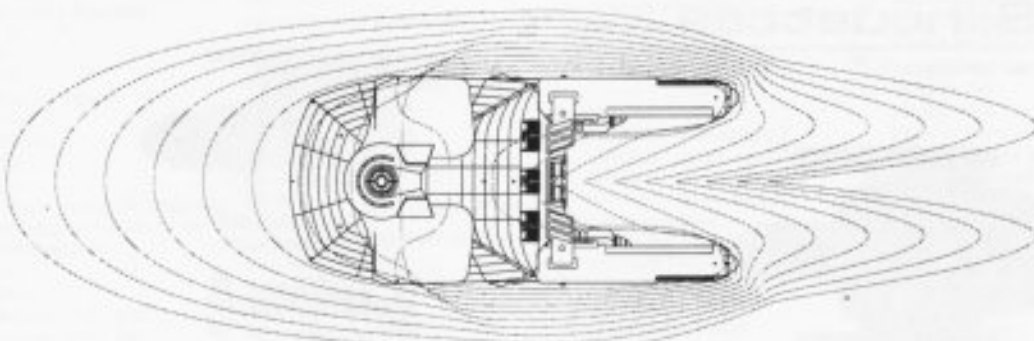
Field Length 546.02m
 Field Width 177.06m
 Field Height 84.36m



Front Warp Field Profile
 Cross Section Area 13060.98 m²



Port Warp Field Profile
 Cross Section Area 37080.50 m²



Top Warp Field Profile
 Cross Section Area 71530.80 m²

WARP FIELDS

SRM3 04:03:10:04

STARFLEET REFERENCE MANUAL

FARANARTON CLASS

FEDERATION VESSEL

TUG




TODEGA CLASS

General Information

Specific Role: The Todega Class Tug, with four warp nacelles, is a highly efficient tractor-beam workhorse and can be found throughout the Federation. Tugs are used extensively moving ships and starfleet facilities around which are unable to propel themselves. As a cost saving measure the hull is a modified Oberth Class research vessel upper section.

Physical Description: The (SH103/A-T6) primary hull is equipped with additional power conduits and back-up systems. The vessel is equipped with a (BT5/A-C5) bridge which incorporates additional navigational instrumentation. On the lower part of the hull is the (SM15/4G) main sensor array and (DN2/2R) navigational dome. Positioned forward of the bridge is a (BP2/30-2C) phaser bank. At the rear of the primary hull are two (ISR10E/2-SA) dual impulse units which are used for auxiliary power and sub-warp propulsion. The vessel's warp fields are generated by four (SU38/1-2RT) warp nacelles attached to each side of the hull. Running horizontally between the nacelles is the (M24/3-2T) intermix chamber. Installed to the rear of the hull are the (AM3/15-2H) matter/antimatter storage tanks for emergency jettisoning. On the front of the hull is a small hangar deck. Slung underneath the primary hull by two (DT/30-15G) connecting dorsals is a (TB110/H92) tractor beam emitter. In the event of an emergency, the primary hull can separate from one or more of the warp nacelles and proceed on the remaining nacelle(s) or impulse power for extended periods of time.

Class Emblem



Ship Silhouettes

Total Target Area 10498.00 m²



Top Silhouette
Area 7342.79 m²

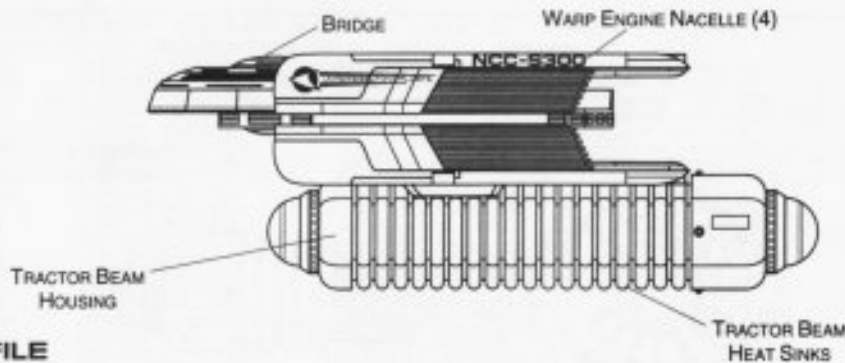


Port Silhouette
Area 4094.01 m²

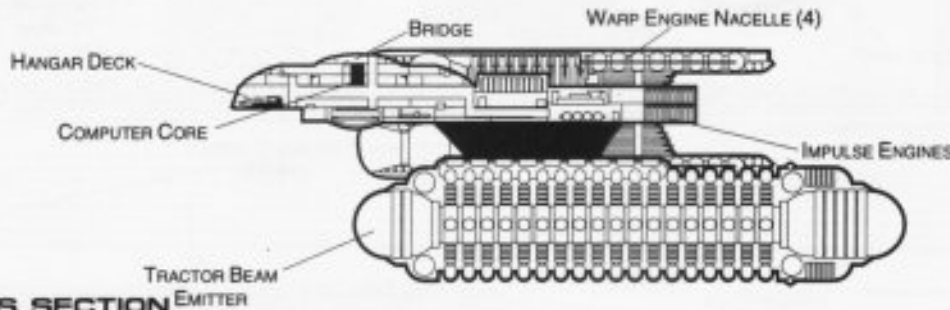


Front Silhouette
Area 1717.80 m²

FEDERATION VESSEL



PORT PROFILE



CROSS SECTION



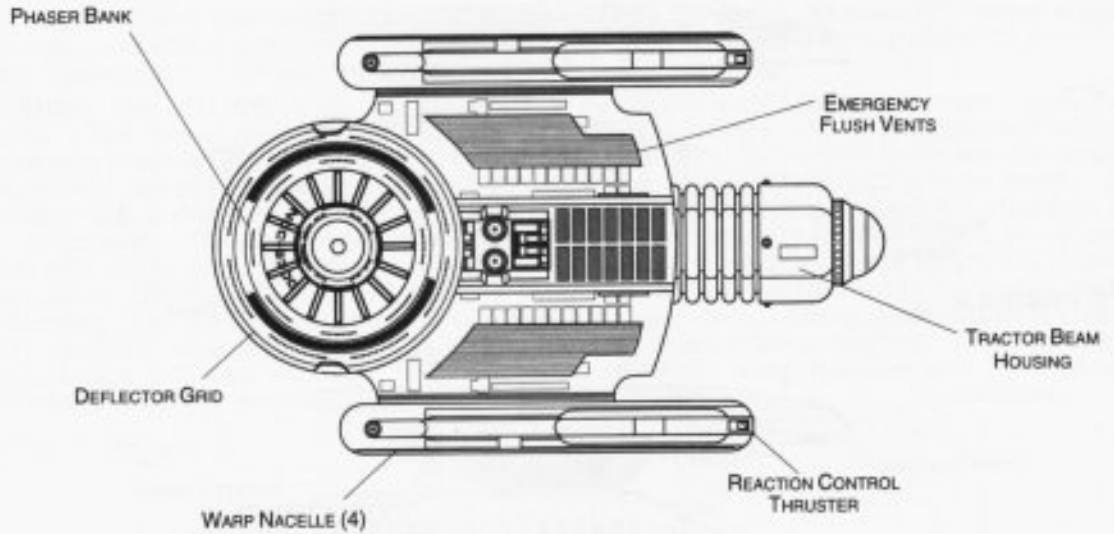
Statistics

<p>Classification: Tug Category: Tug Class: Todega Type: Class 2 Model: MK2-II Naval Construction Contract: S300 Number Proposed: 82 Number Constructed: 82 Number in Service: 76 Number Lost: 6 Dimensions: Overall Dimensions (Meters) Length: 133.41 m Width: 82.97 m Height: 47.39 m Primary Hull Dimensions (Meters) Length: 92.73 m Width: 82.97 m Height: 26.99 m Secondary Hull Dimensions (Meters) Length: N/A m Width: N/A m Height: N/A m Warp Unit Dimensions (Meters) Length: 83.09 m Width: 10.85 m Height: 12.17 m Displacement (Metric Tons) Light: 53752 mt Standard: 57590 mt Full Load: 64288 mt Performance: mt Impulse Units: Dual Unit (ISR10E/2-SA) Impulse Engine Output: 9.60E+12 W Impulse Power Index: 0.64 Max Cruising: C Acceleration Rate: 0.00-0.25 Impulse: 0.451 sec. 0.25-0.50 Impulse: 0.710 sec. 0.50-0.75 Impulse: 0.948 sec. 0.75-Full Impulse: 1.185 sec. Warp Units: 2 Nacelle Units (SU38/1-2RT) Warp Engine Output: 9.68E+14 W Warp Power Index: 0.64</p>	<p>Optimum Speed: 4 Max. Safe Cruising: 4 Emergency Speed: 7 Max. Speed: 8 Destructive Speed: 8.5 Acceleration Power: 3 Acceleration Times: Warp 1 - Warp 2: 0.314 sec. Warp 2 - Warp 3: 0.502 sec. Warp 3 - Warp 4: 1.900 sec. Warp 4 - Warp 5: 2.732 sec. Warp 5 - Warp 6: 2.921 sec. Warp 6 - Warp 7: 3.156 sec. Warp 7 - Warp 8: 4.051 sec. Warp 8 - Warp 9: 5.794 sec. Warp 9 - Warp 9.5: 12.876 sec. Warp 9.5 - Warp 9.75: 14.918 sec. Warp 9.75 - Warp 9.9: 30.934</p> <p>Duration (Years) Standard: 6 Years Maximum: 24 Years Std. Ships Complement: 111 Officers: 19 Crew (Ensign Grade): 92 Troops: 0 Passengers: 10 Emergency condition: + 153.791</p> <p>Medical Facilities: Doctors: 1 Nurses: 2 Operating Rooms: 1.0 Beds: 5</p> <p>Laboratories: 2 Transporters Total: 3 1 Person: 0 2 Person: 0 6 Person: 1 12 Person: 0 22 Person: 1 Small Cargo: 1 Medium Cargo: 0 Large Cargo: 0 Super Cargo: 0</p>	<p>Brigs: 3 Replicators: 4 Tractor Beams: Tow Capacity: 1.29E+07 mt Max Range: 2.50E+05 km Cargo Specification: Standard Cargo Units: 70 Cargo Capacity: 3500 mt Shuttlecraft Specifications: Docking Ports: 1 Shuttlecraft Bays Total: 1 Small Bay: 1 Medium Bay: 0 Large Bay: 0 Super Bay: 0 Shuttlecraft Standard: 19 Work Bees: 1 Travel Pods: 1 Aquatic Shuttle: 1 Light Shuttle: 0 Standard Shuttle: 6 Heavy Shuttle: 1 Cargo Shuttle: 1 Assault Shuttle: 0 Killer Bees: 2 Light Fighter: 2 Fighter: 2 Heavy Fighter: 2 Lifeboats: 11 Turbolift (8 person): 7 Lifeboat (10 person): 3 Lifeboat (20 person): 1 Lifeboat (30 person): 0</p> <p>Cloaking Devices: 0 Sensor Index Values: Planetary Survey: 0.1728 Stellar Survey: 0.3738 Short Range: 0.3817 Long Range: 0.8256 Navigation: 0.3229 Special: 0.0667 Computers: 2 Type: Daystrom Duotronic III d Type: Daystrom Duotronic II c</p>	<p>ECM Index: 0.46 Shield Rating: Shield Index: 0.29 Holdoff Power: 3.25E+11 W Refresh Rate: 9.23E+10 W Breakdown Rate: 1.11E+11 W Shield Dimensions (Meters) Length: 200.12 m Width: 124.46 m Height: 71.09 m Weapons: Phaser Power Index: 0.083 Photon Power Index: 0.000 Vessel Power Index: 0.042 Weapon Placement: Beam (Phasers) Total: 2 banks 2 each Output: 5.00E+11 W / 2.5E11 W Range: 2.50E+05 km Rate of Fire: 30 ppm / Cont. Forward Banks: 0 Rear Banks: 0 Port Banks: 0 Starboard Banks: 0 Upper Banks: 1 Lower Banks: 1 Beam (MegaPhasers) Total: 0 Output: N/A Range: N/A Rate of Fire: N/A Forward/Rear Banks: 0 Port/Starboard Banks: 0 Upper/Lower Banks: 0 Torpedoes (Photon) Total: 0 Bays Stock: N/A Range: N/A Output: N/A Rate of Fire: N/A Forward Bay: 0 Rear Bay: 0 Port Bay: 0 Starboard Bay: 0 Upper Bay: 0 Lower Bay: 0</p>
--	---	---	--

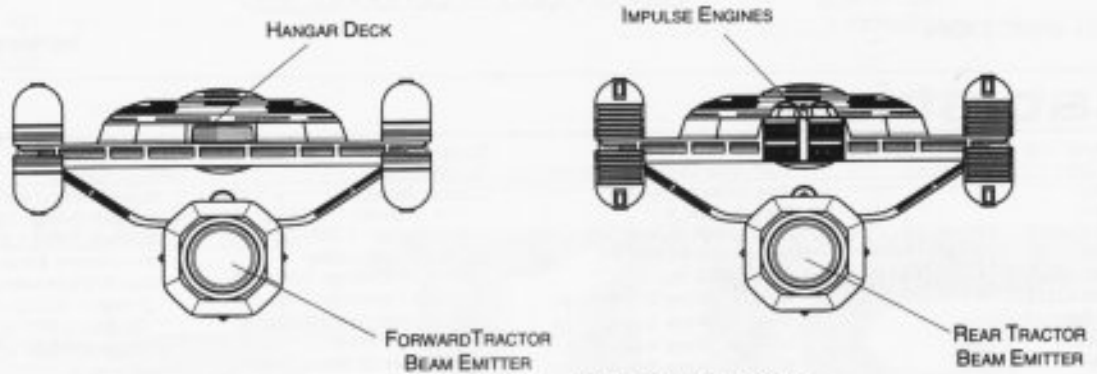
TUG



TODEGA CLASS

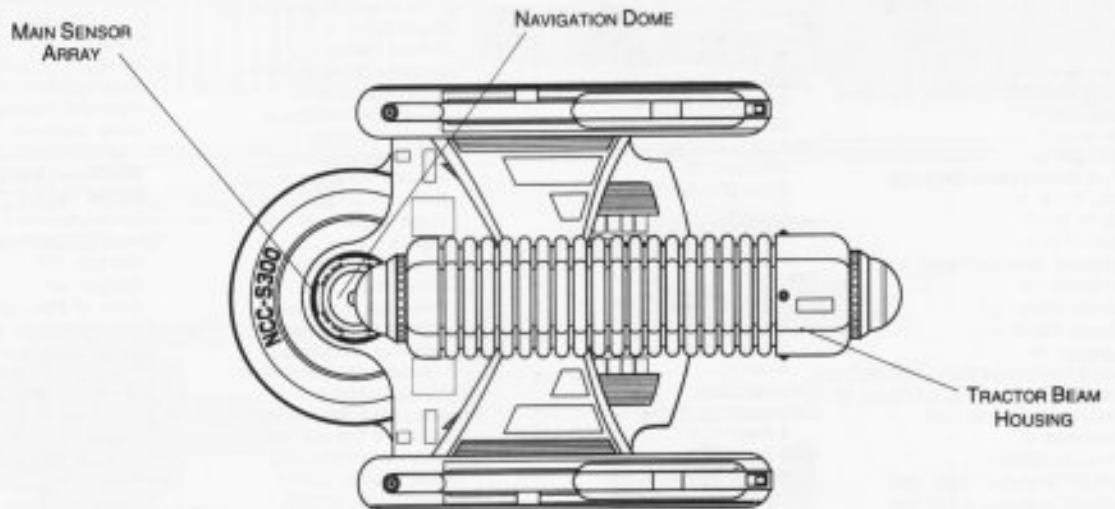


TOP PROFILE



FRONT PROFILE

REAR PROFILE



BOTTOM PROFILE



FEDERATION VESSEL



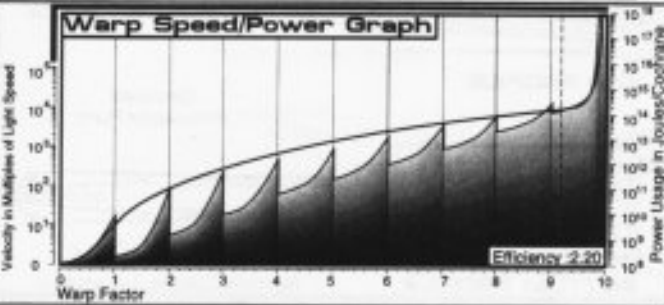

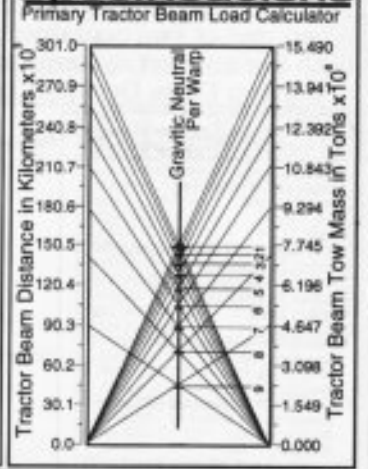
Ship Names

THE FOLLOWING SHIPS OF THE MK2-II CLASS WERE AUTHORIZED BY THE AMENDED ARTICLES OF FEDERATION OF STARDATE 2278.5

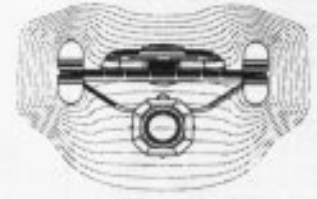
- | | | | |
|-----------------------|-----------------------|---------------------------|-----------------------|
| ALLBRIGHT • NCC-5357 | GRASSEL • NCC-5317** | MITTEMEYER • NCC-5355 | TURNBULL • NCC-5353** |
| ARMISTEAD • NCC-5348 | HAGLER • NCC-5358 | MORRIS • NCC-5316 | WALD • NCC-5318 |
| AWBREY • NCC-5367 | HARRELL • NCC-5350 | MUSOKE • NCC-5360 | WELLMAN • NCC-5359 |
| BARBEE • NCC-5337 | HEARNE • NCC-5365 | NEWCOM • NCC-5347 | WILLIAMS • NCC-5349 |
| BARNHILL • NCC-5301 | HENLEY • NCC-5340 | NOACK • NCC-5365** | WOJCIK • NCC-5364 |
| BRADSHAW • NCC-5368 | HERRELL • NCC-5302 | NOYOLA • NCC-5338 | WORRELL • NCC-5339 |
| BRAJAS • NCC-5371 | JALANDONI • NCC-5369 | PIGFORD • NCC-5370 | YANCY • NCC-5303 |
| BROUGHTON • NCC-5320 | JARNIGAN • NCC-5373 | PILLIFANT • NCC-5372 | |
| BROWNLEE • NCC-5306 | KARDANI • NCC-5322 | PONWEERA • NCC-5319 | |
| CARNEY • NCC-5380 | KAWECKI • NCC-5304 | PORTEOUS • NCC-5305 | |
| CAWTHON • NCC-5325 | LAMB • NCC-5379** | RHOTEN • NCC-5327** | |
| CHADICK • NCC-5375 | LEFKOWITZ • NCC-5326 | RICCI • NCC-5378 | |
| CHAMPLIN • NCC-5333 | LEGGIT • NCC-5374 | RICKWARTZ • NCC-5331 | |
| COOMES • NCC-5336 | LEMOND • NCC-5332 | RUMMEL • NCC-5334 | |
| COPPINGER • NCC-5354 | MAGNINI • NCC-5335 | RUSHIN • NCC-5351 | |
| CRAUSBAY • NCC-5323 | MAISTROS • NCC-5352 | SALIT • NCC-5324 | |
| DENSMORE • NCC-5329 | MARBURGER • NCC-5321 | SHADWICK • NCC-5330 | |
| DREWRY • NCC-5363 | MAZUREK • NCC-5328 | SHUMARD • NCC-5362 | |
| DUNFIELD • NCC-5377 | MCCCLUSKEY • NCC-5361 | SILVENNOINEN • NCC-5378** | |
| EADES • NCC-5344 | MCCRUM • NCC-5381 | SINGH • NCC-5345 | |
| ENRIQUEZ • NCC-5308 | MCEACHERN • NCC-5346 | STANFORD • NCC-5307 | |
| ETCHEVERRY • NCC-5343 | MCMMASTER • NCC-5309 | STEEN • NCC-5342 | |
| FRIDAY • NCC-5312 | MCILLION • NCC-5341 | THOMAS • NCC-5315 | |
| GAILBREATH • NCC-5313 | MEZA • NCC-5310 | TINAJERO • NCC-5311 | |
| GEANOPULOS • NCC-5356 | MILLSAP • NCC-5314 | TODEGA • NCC-5300 | |

CLASS SHIP. *LOST IN THE LINE OF DUTY. *PROPOSED. ALL NAMES PRECEDED WITH U.S.S.

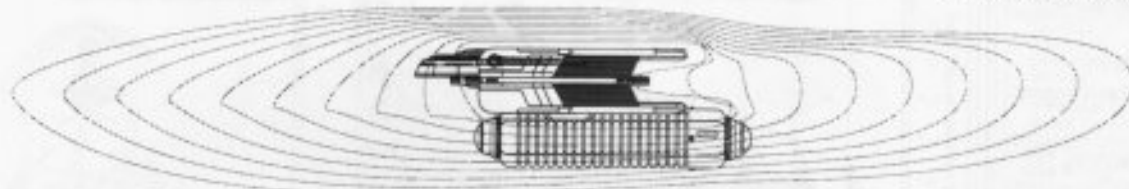
Tractor Beam Specifications



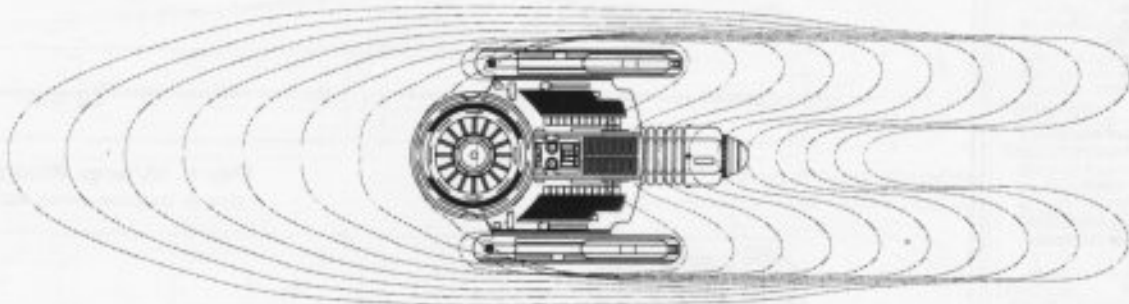
Field Length 445.30m
 Field Width 116.17m
 Field Height 74.22m



Front Warp Field Profile
 Cross Section Area 7057.82 m²



Port Warp Field Profile
 Cross Section Area 25641.30 m²



Top Warp Field Profile
 Cross Section Area 41379.84 m²

WARP FIELDS

SRM3 04:03:11:04

STARFLEET REFERENCE MANUAL

TODEGA CLASS

FEDERATION VESSEL

CONTAINER TUG



DELIVERER CLASS

General Information

The Container tug is specific mission oriented vessel for the warp transport of single containers. When one or two containers are needed in a hurry, the Deliverer class is the swiftest tug available. With few support systems and one weapon system, this vessel can use 98% of its power for warp propulsion. A Manasu Class Dockport craft is always attached to the docking ring on the rear of the bridge.

Statistics

Classification: Support Ship
Category: Container Tug
Class: Deliverer
Type: Class 2
Model: PLL II

Naval Construction Contract: S200
Number Proposed: 130
Number Constructed: 130
Number in Service: 125
Number Lost: 5

Dimensions:
Overall Dimensions (Meters)
 Length: 202.63m
 Width: 40.43m
 Height: 48.83m
Warp Unit Dimensions (Meters)
 Length: 163.61m
 Width: 12.93m
 Height: 17.94m
Displacement (Metric Tons)
 Standard: 37,508.22mt
 Full Load: 737,508.22mt

Performance:
Impulse Units: Dual Unit (JPF35E2-FD)
Impulse Engine Output: 7.8×10^{13} W
Max Cruising: C
Acceleration Rate:
 0.00-0.25 Impulse: 0.287 sec.
 0.25-0.50 Impulse: 0.381 sec.
 0.50-0.75 Impulse: 0.474 sec.
 0.75-Full Impulse: 0.568 sec.
Warp Units: 1 Nacelle Units (SE521-4AC)
Warp Engine Output: 6×10^{14} W
Optimum Speed: Warp 3
Max. Safe Cruising: Warp 5
Emergency Speed: Warp 6
Max. Speed: Warp 7.25
Destructive Speed: Warp 7.5
Acceleration Power: 3.0
Acceleration Times:
 Warp 1 - Warp 2: 0.748 sec.
 Warp 2 - Warp 3: 1,200 sec.
 Warp 3 - Warp 4: 4,532 sec.
 Warp 4 - Warp 5: 6,516 sec.
 Warp 5 - Warp 6: 6,964 sec.
 Warp 6 - Warp 7: 11,528 sec.
 Warp 7 - Warp 8: 8,580 sec.
 Warp 8 - Warp 9: N/A

Duration (Years)
 Standard: 7 Years 30 Max
Std. Ships Complement: 20
Officers: 2
Crew (Ensign Grade): 18
Troops: 0
Passengers: 0
Emergency condition: +4

Medical Facilities:
Doctors: 1
Nurses: 1
Operating Rooms: 1
Beds: 2

Transporters Total: 2
6 Person: 1
Small Cargo: 1
Tractor Beams: 1
Tow Capacity: 3.74×10^6 mt
Max Range: 9.00×10^4 km

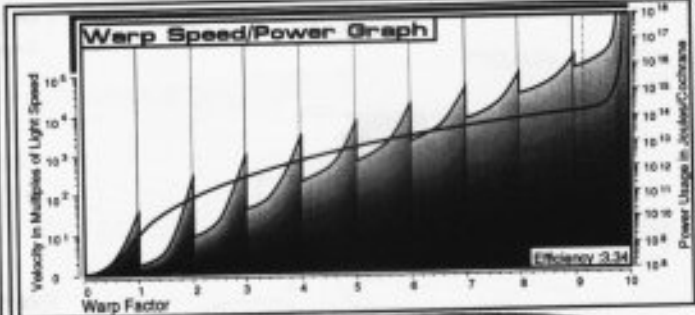
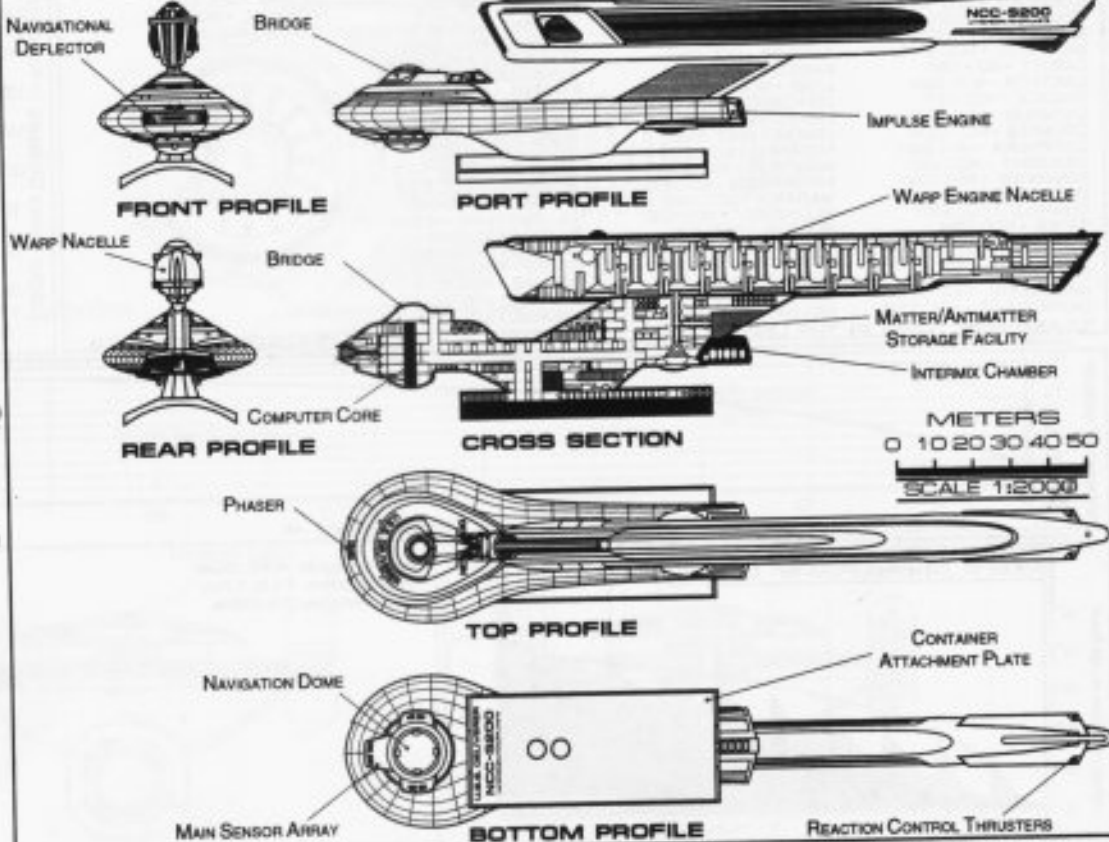
Shuttlecraft Specifications:
Docking Ports: 1
Shuttlecraft Standard: 1
Travel Pods: 0
D/P Shuttle: 1
Lifeboats: 4
Turbolift (8 person): 4

Sensor Index Values:
Planetary Survey: 0.223
Stellar Survey: 0.597
Short Range: 0.475
Long Range: 0.455
Navigation: 0.479
Special: 0.721

Computers: 2
Type: Daystrom Duotronic II-r
Type: Daystrom Duotronic I-c

Shield Rating:
Holdoff Power: 2.48×10^{12} W
Refresh Rate: 7.84×10^{11} W
Breakdown Rate: 1.02×10^{12} W
Shield Dimensions (Meters)
 Length: 630.48m
 Width: 121.55m
 Height: 118.20m

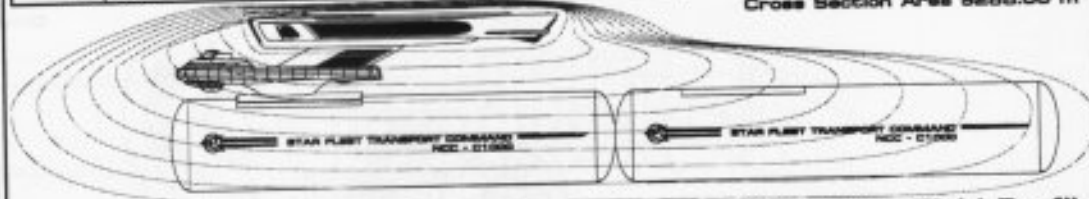
Weapons:
Weapon Placement:
Beam (Phasers) Total: 1 bank 2 each
Output: 5.0×10^{11} W / 2.5×10^{11} W
Range: 2.5×10^6 W
Rate of Fire: 30 ppm/Cont
Forward Banks: 1



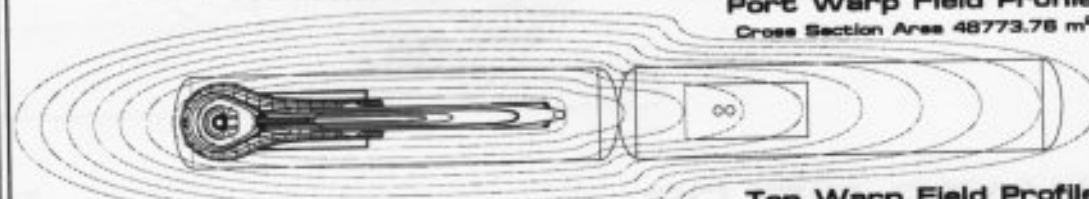
Field Length 573.16m
 Field Width 110.50m
 Field Height 107.48m



Front Warp Field Profile
 Cross Section Area 8288.00 m²



Port Warp Field Profile
 Cross Section Area 48773.75 m²



Top Warp Field Profile
 Cross Section Area 47809.44 m²

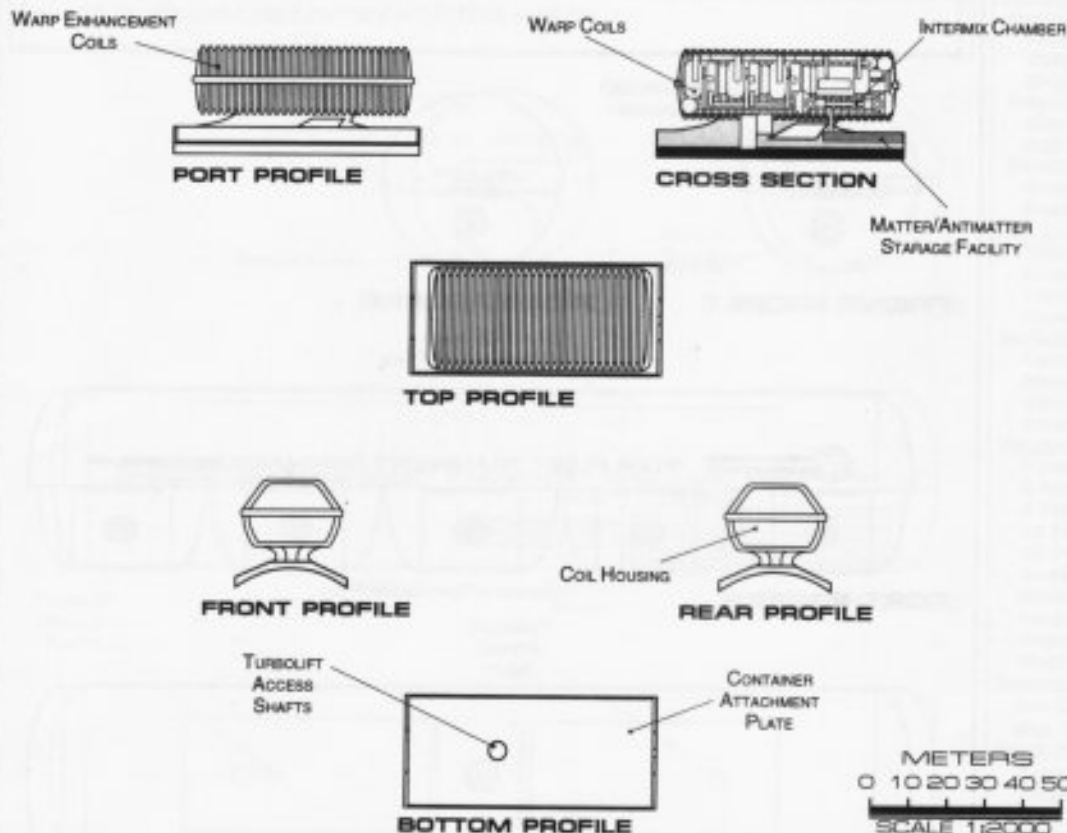
FEDERATION CONTAINER



CONTAINER WARP EXTENDER

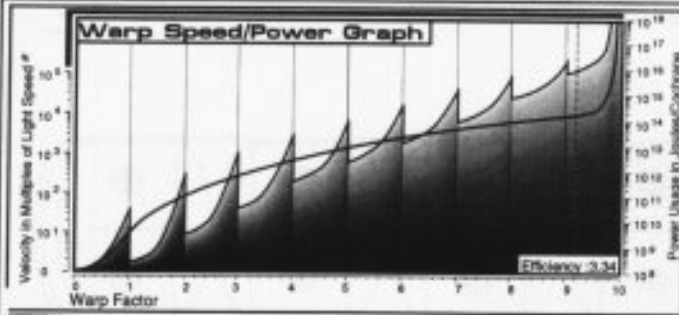
General Information

The Container Warp Extender simply extends a warp field by using a technique called sub-space resonance coupling. The design consists of an intermix chamber, warp coils and fuel cells in a single housing mounted to a container attachment plate. Explosive bolts can blow the whole unit clear of the container in the event of an emergency.



Statistics

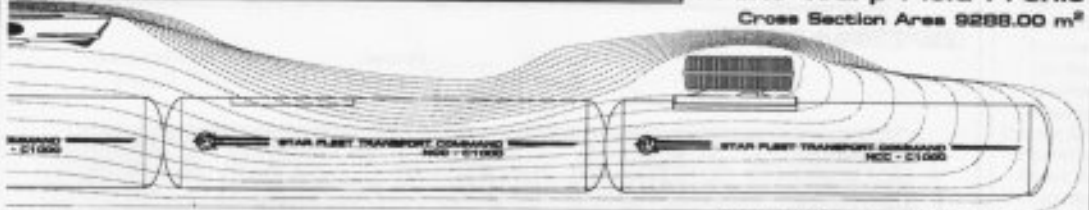
Classification: Support Vehicle
Category: Container Warp Extender
Class: Enhancer
Type: Class 6
Model: PLL 1a
Naval Construction Contract: V200
Number Proposed: 400
Number Constructed: 400
Number in Service: 396
Number Lost: 2
Dimensions:
Overall Dimensions (Meters)
 Length: 66.42m
 Width: 29.64m
 Height: 28.71m
Warp Unit Dimensions (Meters)
 Length: 58.88m
 Width: 27.12m
 Height: 17.81m
Displacement (Metric Tons)
 Standard: 20,938mt
 Full Load: 370,450mt
Performance:
Impulse Units: N/A
Impulse Engine Output: N/A
Max Cruising: N/A
Acceleration Rate:
 0.00-0.25 Impulse: N/A
 0.25-0.50 Impulse: N/A
 0.50-0.75 Impulse: N/A
 0.75-Full Impulse: N/A
Warp Units: 1 Niclos Units (WP551-SC)
Warp Engine Output: 2×10^{14} W
Optimum Speed: Slave Mode
Max. Safe Cruising: Slave Mode
Emergency Speed: Slave Mode
Max. Speed: Slave Mode
Destructive Speed: Slave Mode
Acceleration Power: 3.0
Acceleration Times:
 Warp 1 - Warp 2: Slave Mode
 Warp 2 - Warp 3: Slave Mode
 Warp 3 - Warp 4: Slave Mode
 Warp 4 - Warp 5: Slave Mode
 Warp 5 - Warp 6: Slave Mode
 Warp 6 - Warp 7: Slave Mode
 Warp 7 - Warp 8: Slave Mode
 Warp 8 - Warp 9: Slave Mode
Duration (Years)
 Standard: 5 Years 25 Max
Std. Ships Complement: 0
Officers: 0
Crew (Ensign Grade): 0
Troops: 0
Passengers: 0
Emergency condition: 0
Medical Facilities:
 Doctors: 0
 Nurses: 0
 Operating Rooms: 0
 Beds: 0
Transporters Total: 0
 6 Person: 0
 Small Cargo: 0
Traitor Beams: 0
 Tow Capacity: N/A
 Max Range: N/A
Shuttlecraft Specifications:
 Docking Ports: 0
 Shuttlecraft Standard: 0
 Travel Pods: 0
 Light Shuttle: 0
 Lifeboats: 0
 Turbolift (8 person): 0
Sensor Index Values:
 Planetary Survey: 0.000
 Stellar Survey: 0.000
 Short Range: 0.000
 Long Range: 0.000
 Navigation: 0.000
 Special: 0.000
Computers: 1
 Type: Duxstrom Duotronic I-g
 Type: N/A
Shield Rating:
 Holdoff Power: 2.01×10^{12} W
 Refresh Rate: 7.10×10^{11} W
 Breakdown Rate: 9.02×10^{11} W
Shield Dimensions (Meters)
 Length: +254.98m
 Width: 121.55m
 Height: 118.20m
Weapons:
Weapon Placement:
 Beam (Phasers) Total: N/A
 Output: N/A
 Range: N/A
 Rate of Fire: N/A
 Forward Banks: 0



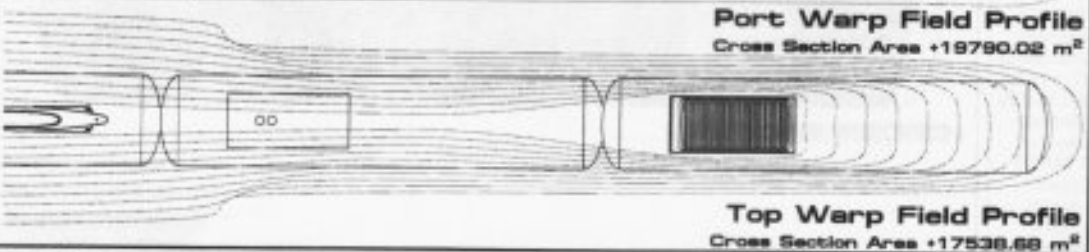
Field Length +231.82m
 Field Width 110.50m
 Field Height 107.48m



Front Warp Field Profile
 Cross Section Area 9288.00 m²



Port Warp Field Profile
 Cross Section Area +19790.02 m²



Top Warp Field Profile
 Cross Section Area +17538.68 m²

DEUTERIUM CONTAINER

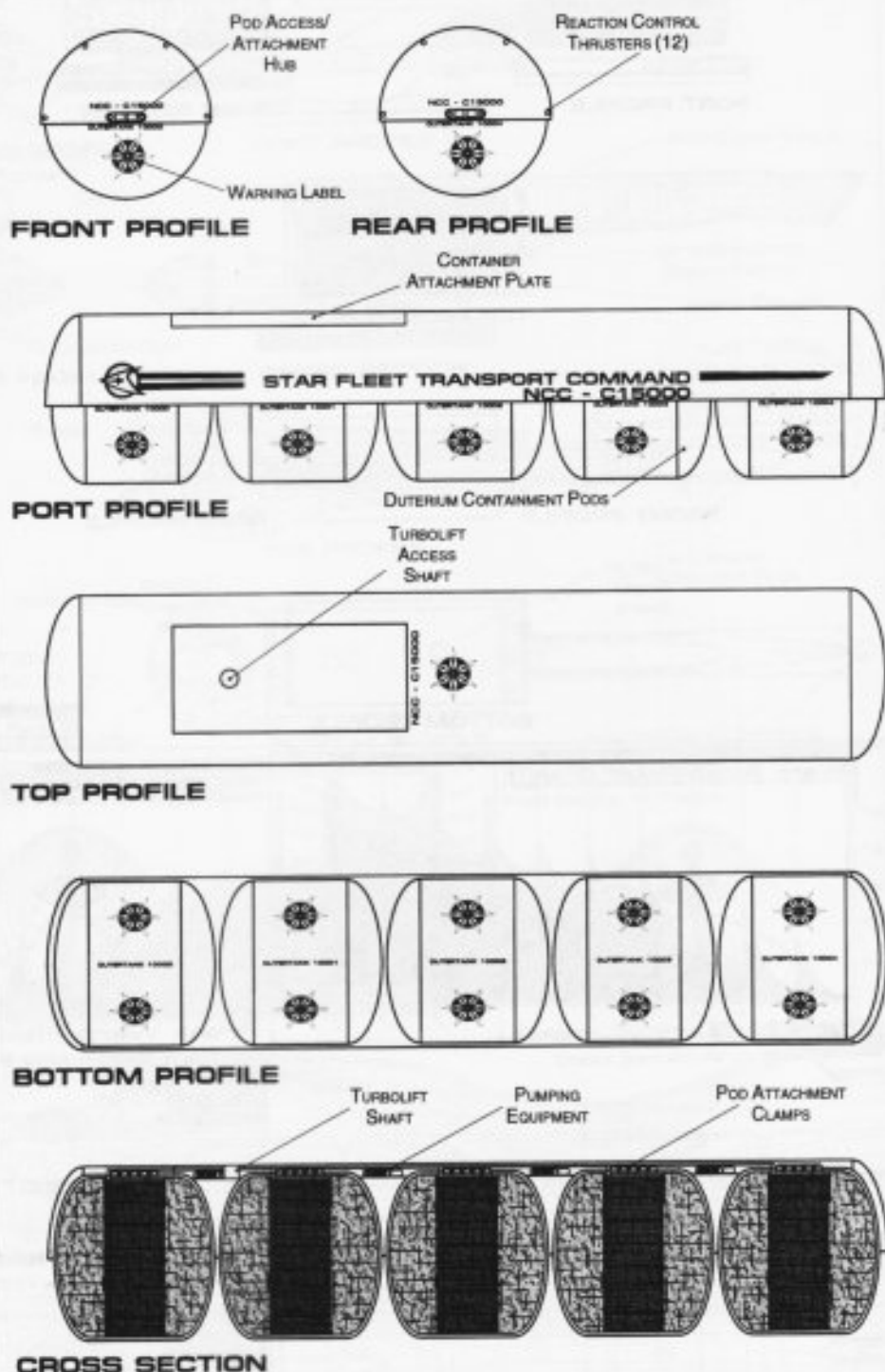


Statistics

Classification: Container
Category: Deuterium Container
Type: Class 7
Model: MK-XVI
Dimensions:
Overall Dimensions (Meters)
 Length: 235.05m
 Width: 48.00m
 Height: 25.63 / 47.71m
Displacement (Metric Tons)
 Standard: 125,389mt
 Full Load: 558,125mt
Duration (Years)
 Standard: 15 Years
 Maximum: 20 Years
Std. Container Complement: 0
Officers: 0
Crew (Ensign Grade): 0
Passengers: 0
Emergency condition: +0
Medical Facilities:
 Doctors: 0
 Nurses: 0
 Operating Rooms: 0
 Beds: 0
Transporters Total: 2
 1 Person: 0
 2 Person: 0
 6 Person: 0
 12 Person: 0
 22 Person: 0
 Small Cargo: 0
 Medium Cargo: 2
 Large Cargo: 0
 Super Cargo: 0
 Mega Cargo: 0
Tractor Beams: 0
 Tow Capacity: N/A
 Max. Range: N/A
Cargo Specification:
 Standard Cargo Units: N/A
 Cargo Capacity: N/A
 Deck Height: N/A
Shuttlecraft Specifications:
Shuttlecraft Bays Total: 0
 Small Bay: 0
 Medium Bay: 0
 Large Bay: 0
 Super Bay: 0
Shuttlecraft Standard: 0
 Work Bees: 0
 Travel Pods: 0
 Light Shuttle: 0
 Aquatic Shuttle: 0
 Shuttle Standard: 0
 Assault Shuttle: 0
 Fighter: 0
 Heavy Fighter: 0
Lifeboats: 0
 Turbolift (8 person): 0
 Lifeboat (10 person): 0
 Lifeboat (20 person): 0
 Lifeboat (30 person): 0
Docking Rings: 2
Sensor Input Values:
 Planetary Survey: 0.000
 Short Range: 0.000
 Long Range: 0.000
 Navigation: 0.000
 Special: 0.000
Computers: 1
 Type: Daystrom Duotronic 1k1
Shield Rating:
 Holdoff Power: 3.24E8
 Refresh Rate: 9.21E7
Shield Dimensions (Meters)
 Length: 282.01m
 Width: 57.6m
 Height: 57.6m

General Information

The Deuterium Container is a modular deuterium super-tanker system. Each pod can be independently removed for use or service and can be jettisoned in an emergency.

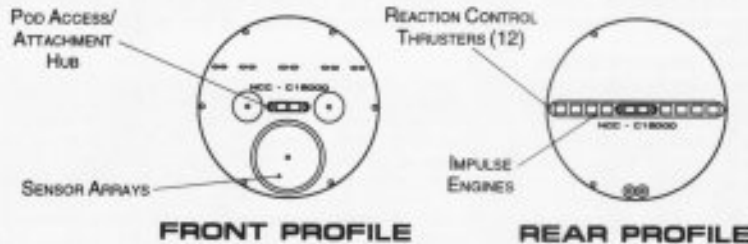


METERS
 0 10 20 30 40 50
 SCALE 1:2000

TENDER CONTAINER

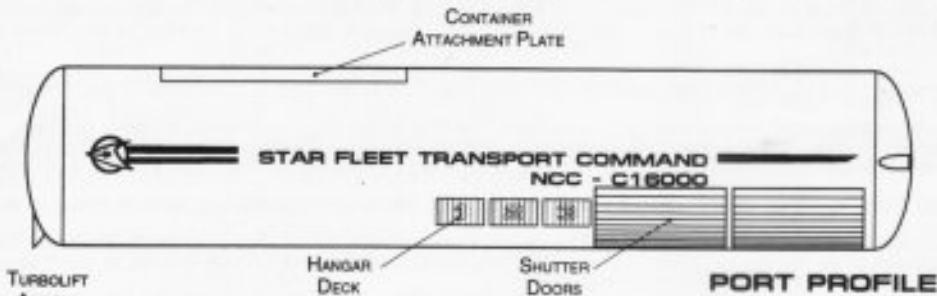
General Information

The Tender container carries parts and repair facilities normally to large or obscure to be included in a starships inventory. When attached to a container tug this facility can get to stranded vessels and replace their warp core or repair hull breaches before it has to be abandoned. Starfleet has saved much time and money with this system.

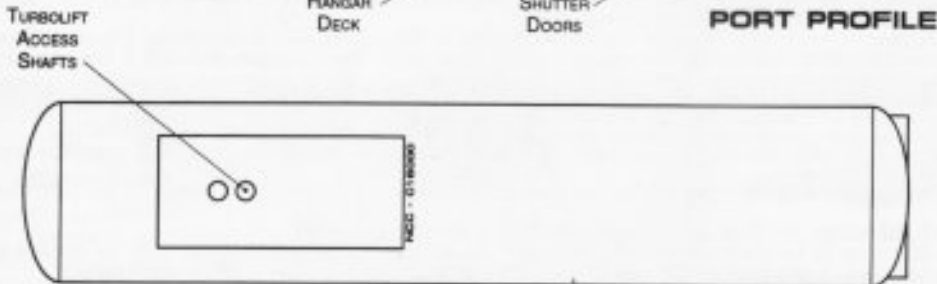


FRONT PROFILE


REAR PROFILE



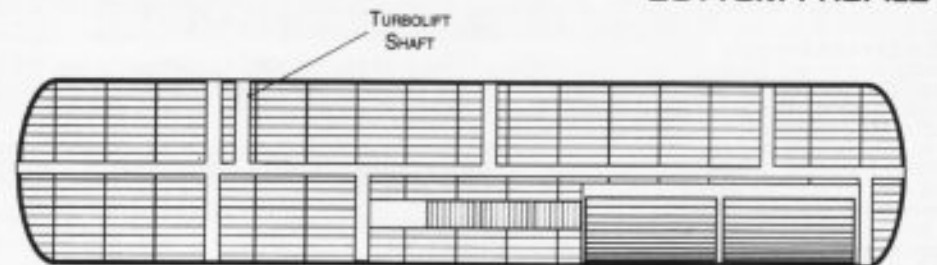
PORT PROFILE



TOP PROFILE



BOTTOM PROFILE



CROSS SECTION



Statistics

Classification: Container
Category: Tender Container
Type: Class 7
Model: MK-XVI
Dimensions:
Overall Dimensions (Meters)
 Length: 235.05m
 Width: 48.00m
 Height: 48.00m
Displacement (Metric Tons)
 Standard: 235,347mt
 Full Load: 347,442mt
Duration (Years)
 Standard: 15 Years
 Maximum: 20 Years
Std. Container Complement: 115
Officers: 15
Crew (Ensign Grade): 100
Passengers: 30
Emergency condition: +200
Medical Facilities:
 Doctors: 2
 Nurses: 8
 Operating Rooms: 3
 Beds: 10
Transporters Total: 12
 1 Person: 0
 2 Person: 0
 6 Person: 4
 12 Person: 2
 22 Person: 0
 Small Cargo: 0
 Medium Cargo: 4
 Large Cargo: 2
 Super Cargo: 0
 Mega Cargo: 0
Tractor Beams: 0
 Tow Capacity: 1.25x10⁶mt
 Max. Range: 2.51x10³km
Cargo Specification:
 Standard Cargo Units: 150
 Cargo Capacity: 7,500 mt
 Deck Height: 2.4 m
Shuttlecraft Specifications:
Shuttlecraft Bays Total: 3
 Small Bay: 0
 Medium Bay: 1
 Large Bay: 2
 Super Bay: 0
Shuttlecraft Standard: 13
 Work Bees: 2
 Travel Pods: 1
 Light Shuttle: 1
 Standard Shuttle: 2
 Passenger Shuttle: 1
 Light Cargo Shuttle: 2
 Cargo Shuttle: 2
 Heavy Cargo Shuttle: 2
Lifeboats: 7
 Turbolift (8 person): 5
 Lifeboat (10 person): 0
 Lifeboat (20 person): 2
 Lifeboat (30 person): 0
Docking Rings: 2
Sensor Input Values:
 Planetary Survey: 0.020
 Short Range: 0.020
 Long Range: 0.020
 Navigation: 0.020
 Special: 0.020
Computers: 1
 Type: Daystrom Duotronic II2
Shield Rating:
 Holdoff Power: 3.24EB
 Refresh Rate: 9.21E7
Shield Dimensions (Meters)
 Length: 282.01m
 Width: 57.6m
 Height: 57.6m

CLOSING

Closing Information

Closing

First off I would like to express my thanks to you for purchasing this book. I have tried to give the most information that I can for each ship without reducing the number of ships described. This in turn has lead to small print. I hope that this is not an inconvenience to anyone and if it is, I would like to express my deepest apology.

Stardate Errata

In place of the stardates, I have used the actual YEAR.MONTH due to the fact that I can not get an accurate stardate, as every group has a stardate system that while close, do not all match (Some systems differ by as much as 50 years). To achieve the stardate you need just use the date given and apply it to the stardate system you are acquainted with.

Warp speed Errata

I have had a number of people inquire as to why I have used the new warp curve system on older ships. The thing to understand here is that this curve also fits the older ships and is simply a conversion; when I get around to drawing the new ships the statistics will match and a ship to ship comparison can be made. A conversion chart has been included at the beginning of the ship section so that you can convert back to the old warp numbers.

Error in 1701B Cross Section

The cross section that appears in the back of the bridge is seriously flawed. If we assume the established length is 467 meters and the height is 74.93 meters. The bridge display cross section has 36 decks which works out to 2.08 meters (6.5 feet) per deck. This is a little on the short side since the average room height is 8 feet. The established deck height is 2.75 meters, which works out to 9 feet (8 feet to live in and 1 foot for flooring, conduit, supports and extra seldom seen high tech items). The location of the navigational deflector is shown over the cowling and not through as seen in the movie. The forward photon torpedoes are positioned in the connecting dorsal which would cause them to shoot off the navigational dome, which is probably a good reason why they had no torps until Tuesday. I changed the torp placement back to the original established location. I moved the rear torps into their original location for the same reason. The intermix chamber had to be moved since the new navigational deflector placement conflicted with the jettisoning of the core. The core is aligned with the deflection crystals, located on the upper engineering deck, which allows the core to be jettisoned through a plate in the navigational deflector opening. I have tried to match the remaining information provided in the cross section which shows the additions on the primary hull to be shuttle hangers (in the photos they look more like impulse engines). I decided to use them as hanger decks, but feel free to call them what you want.

Acknowledgments

I would like to acknowledge the many people, places, movies, magazines and reference materials that I have use to get the most accurate information for my work.

I would like to thank Chris Hatfield for his friendship and extensive help in re-writing my text in an effort to provide a better product.

I would like to thank the following magazines: Starlog, Future, Fantastic Films, Challenge, Stardate, Cinefix, Science Fiction Modeller, Fine Scale Modeler, Galactic Engineers Concordance and Digest Group for all the photos and excellent articles and insight that these magazines have given me in my research.

Thanks goes out to Joe Bob Williams for being my best distributor, his help on getting this book republished and to being a very unique individual.

I would also like to make note of Roy Firestone for his publication Galactic Engineers Concordance which is a non profit Techzine that he publishes which is made up of contributions from his readers. Various articles that have been included have helped in my train of thought for creating my starship designs. Thanks to Roy and the contributors of GEC.

I would like to thank Magne Kristiansen, Richard Fisher, Don Shanks, Paul Hollingsworth, Scott Bell, Alex Rosenzweig, Thomas Sasser and Shane Johnson for their suggestions and proofing that helped me catch errors that might have slipped through if they had not spotted them.

I would also like to thank all the people who were involved in the original stories and artwork creations. By looking at their models, photos, sketches and story lines I was able to draw additional craft that I hope still retained much of the flavor of the original story. I am sorry that I am not able to list their names but in many instances I have no idea who these individuals are.

Special thanks to my wife RoseAnna for her help with the naming of ships in this book and for her putting up with my crazy work hours to finish it, thanks honey.

My daughters Jaculynn and Jillian (where the name Jackill came from) for the daily reminders of the sweet things in life with their smiles and hugs.

And special thanks to Joshua and Michael Babunovic for their suggestions that I have used in this book.

And finally I would like to thank Eugenio Angueria III for his contribution. Although he does not know it, a page he sent me caused me to include the tractor beam calculator for each ship. I modified the standard tractor beam calculator for the various warp speeds.

And finally Tiny I'm still not worthy but after moving you back from Houston I'm getting close.

What was required to produce this book

I want to include a little information on what it took to produce this book. My first book was Jackill's Guide to Light Attack Craft (Volume 1) which was produced using MacDraw II.

To produce this book I used Canvas 3.5.3b. While having its own drawbacks, Canvas has so much more power that I am able to produce a more professional product. Additional programs that I have used are WingZ (spreadsheet program used to calculate the ship statistics and warp speed conversions); Cricket Graph, Delta Graph (graphing programs to produce the graphs); MacWrite Pro (word processing program used to write the text); and a few other programs that have helped in small ways but are too numerous to list.

This book takes up over 80 Meg as compared to 34.1 Meg for Vol. 1 and 46.5 Meg for Vol. 2. This book contains 30,612 words (which works out to 152,892 characters, just in case you wanted to know) and 448,619 drawing elements (lines, circles, squares, etc.) and over 49.9 miles of mouse travel (determined by a program called Mouse Odometer) which works out to well over 263,472 full mouse pad travels.

Information About Back Page

I have provided the address's to a number of groups that my readers might also like to get hold of. All of these groups are provided space free of charge as my way of helping Trek Fandom expand and hoping that in the long run more movies and materials will be produced.

Jackill's Engineers

Chris Hatfield (C1), Dr. Eugenio Angueria III (E3), Mark Wilson (E2:3), Shane Johnson (E2), Roger Sørensen (E1:2), Michael Alexander (E1), Scott Bell (E1+), Don Corson (E1), Cliff Maxwell (E1), Alex Rosenzweig (E1), Thomas Sasser (E1), Don Shanks (E1).

Thanks for the contributions

I would like to thank the contributors to this issue. Michael Alexander (Cruiser, based of his NX-1701 drawings), Mark Wilson (Deuterium Tanker, Through Deck Cruiser the *Through Deck Cruiser* design led to the *Dreadnought, Tactical, and Transport/Tug*), Thomas Sasser (Heavy Frigate), Don Shanks (Frigate), Alex Rosenzweig (Light Cruiser, based on earlier designs he sent me) and finally Shane Johnson (Scout/ Destroyer based off of his Joshua Class Command Cruiser).

I wanted to include the Kobayashi Maru to the support section, I did not want to create a forth design (This ship has been drawn three times already with each design being different) I decided to base mine on Roger Sørensen's *Kobayashi Maru* blueprints (The originality and quality of these blueprints is wonderful, and I recommend these blueprints if you are a collector).

Concern (My own personal soap box)

Always remember the government works for us, they are there to protect our freedoms not take them away.

Warnings & Disclaimers

WARNING: This book will exert an equal but opposite force to any force applied to it. This is not unique to this book.

CAUTION: If the matter in this book were to instantaneously convert into pure energy the outcome of this explosion would destroy this world and cause massive gravitational shifts that would cause damage to the whole system. This feature is not unique to this book and we assume no responsibility for any damage that might occur.

NOTE: Any reference to any lifeform living, dead or non-corporal is purely coincidental and most likely a figment of your imagination and you should seek professional help.

© (Eric Kristiansen 1995)



Jackill's
STAR FLEET REFERENCE MANUAL
Ships of the Fleet
Volume III



3