



Nelson
Grammar

Pupil Book 1B



OXFORD



**Nelson
Grammar**

Pupil Book 1B



OXFORD
UNIVERSITY PRESS

OXFORD

UNIVERSITY PRESS

Great Clarendon Street, Oxford, OX2 6DP, United Kingdom

Oxford University Press is a department of the University of Oxford. It furthers the University's objective of excellence in research, scholarship, and education by publishing worldwide. Oxford is a registered trade mark of Oxford University Press in the UK and in certain other countries

Text © Wendy Wren 2014

Illustrations © Marcus Cutler, Daniel Limon and Elisa Paganelli 2014

The moral rights of the author have been asserted

First published 2014

All rights reserved. No part of this publication may be reproduced, stored in a retrieval system, or transmitted, in any form or by any means, without the prior permission in writing of Oxford University Press, or as expressly permitted by law, by licence or under terms agreed with the appropriate reprographics rights organization. Enquiries concerning reproduction outside the scope of the above should be sent to the Rights Department, Oxford University Press, at the address above.

You must not circulate this work in any other form
and you must impose this same condition on any acquirer

British Library Cataloguing in Publication Data

Data available

ISBN: 978-1-4085-2388-9

1 3 5 7 9 10 8 6 4 2

Paper used in the production of this book is a natural, recyclable product made from wood grown in sustainable forests. The manufacturing process conforms to the environmental regulations of the country of origin.

Printed in Italy by L.E.G.O S.p.A.

Acknowledgements

Series editor: John Jackman
Cover illustrations: Marcus Cutler



Contents

| | | |
|----------------|-----------------------------|-----------|
| Unit 1 | Naming words | 4 |
| Unit 2 | Sentences | 6 |
| Unit 3 | Doing words | 8 |
| Unit 4 | Special naming words | 10 |
| Unit 5 | Sentences | 12 |
| Unit 6 | Describing words | 14 |
| Unit 7 | Special naming words | 16 |
| Unit 8 | Doing words | 18 |
| Unit 9 | More than one | 20 |
| Unit 10 | Joining words | 22 |
| Unit 11 | Special naming words | 24 |
| Unit 12 | Doing words | 26 |
| Unit 13 | Opposites | 28 |
| Unit 14 | Naming words | 30 |
| | How to use this book | 32 |

Naming words





Naming words are called **nouns**.

Naming words tell us the names of things.



chair



bucket



mat

Focus

- A** Look at the picture.
How many *naming words* can you find beginning with

1 b 2 s

- B** Look at the picture.
Finish the sentences with a *naming word*.

- 1 The dog is digging in the _____ .
- 2 The boy is making a _____ .
- 3 Dad is eating a _____ .
- 4 The baby is asleep in the _____ .
- 5 There is a boat on the _____ .
- 6 They are playing with a _____ .
- 7 The _____ is shining.
- 8 The dog has found a _____ .
- 9 Dad is sitting on a _____ .
- 10 The baby is under the _____ .



Sentences

What is your name?

My name is Tom.



How old are you?

I am six.



What do you like doing?

I like reading and playing football.



A **sentence** starts with a **capital letter**.

A **sentence** usually ends with a **full stop**.

These are **telling** sentences.

They are **statements**.

My name is Tom.



These sentences **tell** us something.

Some **sentences** end with a **question mark**.

These are **asking** sentences. They are **questions**.

What is your name?



These sentences **ask** us something.

Focus

- A** Look at the picture.
- 1 Say the **telling sentences**.
 - 2 Say the **asking sentences**.

- B** Ask Tom about:
- 1 his hair
 - 2 his height
 - 3 his brothers and sisters
 - 4 his pets



- C** Tell Kim about:
- 1 your favourite subject
 - 2 your last name
 - 3 the sport you like
 - 4 your favourite book



Doing words

1



My name is Eva.
I am flying a kite.

2



This is Tom.
He is swimming.

3




Here is Nadia.
She is feeding the dog.

4



The dog is called Jack.
Jack is eating.

5



We are twins.
We are doing sums.

6



The cats are Bill and Ben.
They are sleeping.



Doing words are called **verbs**.

Am, is and are help to make **doing words**.

am, is, are + verb family name + ing

| | | |
|-------------------------|---------------------------|------------------------|
| I am looking. | I am painting. | I am washing. |
| He is walking. | She is talking. | It is drinking. |
| You are working. | They are laughing. | We are playing. |

Focus

A Look at the pictures.

Say what they are *doing*.

- | | |
|-----------------------------|----------------------------|
| 1 What is Eva doing? | 2 What is Tom doing? |
| 3 What is Nadia doing? | 4 What is Jack doing? |
| 5 What are the twins doing? | 6 What are the cats doing? |

B Choose *am, is* or *are*.

1



The cats _____ playing.

2



She _____ riding.

3



Tom _____ running.

4



Jack _____ digging.

Special naming words

This is Y1.

Mrs Hill is their teacher.



This is Y1's timetable.

| | | | | | | | | | |
|-----------|---------|---------|---|---------|---------|---|------------|---|------------|
| Monday | English | Maths | B | PE | Music | L | Spelling | B | Story time |
| Tuesday | Maths | English | R | Art | Reading | U | Story time | R | PE |
| Wednesday | Art | English | E | Reading | Music | N | Maths | E | Story time |
| Thursday | English | Music | A | Art | Reading | C | PE | A | Story time |
| Friday | Maths | Art | K | English | Music | H | Reading | K | PE |

Special naming words have **capital letters**.

Names of people are **special naming words**.

Mrs Hill

Days of the week are also **special naming words**.

Monday **Tuesday**



Special naming words are **proper nouns**.

Focus

A Look at the timetable.

Read the *days of the week*.

B Look at the timetable.

Answer the questions.

- 1 When is English the first lesson?
- 2 When is Maths the first lesson?
- 3 When is Story time the last lesson?
- 4 When is PE the last lesson?

C Answer the questions.

- 1 What is the first day of the school week?
- 2 What is the last day of the school week?
- 3 What are the two days at the weekend?

D Which day begins with the letter:

- 1 F
- 2 M

E Which days begin with the letter:

- 1 T
- 2 W





A **sentence** starts with a **capital letter**.

A **sentence** usually ends with a **full stop**.

These are **telling sentences**. They are **statements**.

I am going by train.

Telling sentences can also be called **commands**.

Wait for me!

Some sentences end with a **question mark**.

These are asking sentences. They are **questions**.

What time is your train?

Some sentences show people are:

shouting



angry



surprised



These sentences end with an **exclamation mark**.

They are **exclamations**.

I have missed my train!

Capital letters, full stops, question marks and exclamation marks are all **punctuation marks**.



Focus

Look at the picture. Find:

- 1 a telling sentence •
- 2 an asking sentence ?
- 3 an exclamation !

Describing words

1



tall

2



small

3



fat

4



thin

5



little

6



big

7



long

8



short

9



wide

10



narrow

11



cold

12



hot

13



wet

14



dry

15



young

16



old

Describing words are called **adjectives**.

They tell us more about people, places and things.



a **round** ball



a **pretty** flower



a **happy** child

Focus

A Look at the pictures.

Read the *describing words*.

B Say a sentence for each picture.

Say the *describing words*.

The first one is
done for you.

1 Number 1 is a tall man.

2 Number 2 is a _____.

3 Number 3 is a _____.

4 Number 4 is a _____.

5 Number 5 is a _____.

6 Number 6 is a _____.

7 Number 7 is a _____.

8 Number 8 is a _____.

9 Number 9 is a _____.

10 Number 10 is a _____.

11 Number 11 is a _____.

12 Number 12 is a _____.

13 Number 13 is a _____.

14 Number 14 is a _____.

15 Number 15 is a _____.

16 Number 16 is a _____.

Special naming words



January




February



March



April



May



June



July



August



September



October



November



December

Special naming words have **capital letters**.

Names are special naming words.

Mrs Hill

Days of the week are special naming words.

Monday

Months of the year are also special naming words.

January

Focus

A Look at the pictures. Read the *months of the year*.

B Look at the pictures. Answer the questions.

- 1 Which month has snow?
- 2 Which month has yellow flowers?
- 3 When can you see lambs?
- 4 Which month has leaves falling?
- 5 When is Bonfire Night?

C Answer the questions.

- 1 What is the first month of the year?
- 2 What is the last month of the year?
- 3 What is the month of your birthday?

D Which months begin with:


- | | | |
|-----|-----|-----|
| 1 D | 2 F | 3 O |
| 4 N | 5 S | |

E Which months begin with:

- | | | |
|-----|-----|-----|
| 1 A | 2 J | 3 M |
|-----|-----|-----|




Doing words




prowled



watched



walked



lifted



chewed



jumped

The words in the pictures are **doing words**.
They are called **verbs**.

They tell us what people, animals and things **did** in the past.



help**ed**



peck**ed**



talk**ed**

verb family name + **ed**

help + ed = help**ed**

peck + ed = peck**ed**

talk + ed = talk**ed**

Focus

A Look at the pictures.

Tell the story.

B Answer the questions.

Picture **1** What did the lion do?

Picture **2** What did the hunter do?

Picture **3** What did the lion do?

Picture **4** What did the net do?

Picture **5** What did the mouse do?


Picture **6** What did the lion do?

Use the **doing word**
under each picture.



More than one

WE SELL EVERYTHING





One is **singular**.
More than one is **plural**.

We add **s** to **naming words**
when we mean **more than one**.



one hat



two hats

If a **naming word** ends in **ch sh s** or **x** we add **es**.



one match



six matches

Focus

A Look at the picture.
Say how many.

- | | | |
|---------|---------|---------|
| 1 glass | 2 bus | 3 watch |
| 4 box | 5 dress | 6 torch |



B Do these word sums.

1 glass + es =

2 bus + es =

3 watch + es =

4 box + es =

5 dress + es =

6 torch + es =



Joining words

1

a



b



2

a



b

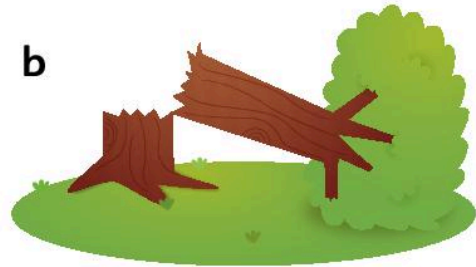


3

a



b



4

a



b





Joining words are called **conjunctions**.

We use **joining words** to **join sentences**.

A useful **joining** word is **and**.

Sentence 1: Mum made a cake.



Sentence 2: She put it in the oven.



You can make one sentence by using *and*.

You need **one** capital letter and **one** full stop.

Mum made a cake **and** she put it in the oven.

Focus

Look at the pictures.

1 What is happening in picture 1a?

What is happening in picture 1b?

Say what is happening in 1a and 1b.

Use **and**.

2 What is happening in picture 2a?

What is happening in picture 2b?

Say what is happening in 2a and 2b.

Use **and**.

3 What is happening in picture 3a?

What is happening in picture 3b?

Say what is happening in 3a and 3b.

Use **and**.

Special naming words



Special naming words have **capital letters**.

Names are special naming words.

Mrs Hill

Days of the week are special naming words.

Monday

Months of the year are special naming words.

January

Names of places are also special naming words.

Midtown

Focus

A Look at the map. Read the *place names*.

B Look at the map. Answer the questions.

- 1 What is the name of the town?
- 2 What is the name of the school?
- 3 What is the name of the church?
- 4 What is the river called?
- 5 What is the park called?
- 6 What are the mountains called?

C Do you know...

- 1 the name of the road you live in?
- 2 the name of the town you live in?
- 3 the name of your school?



Doing words



walked



pointed



touched



crashed



shouted



walked

The words in the picture are **doing words**.

They are called **verbs**.

Verbs tell us what people, animals and things **did**.



chew**ed**



play**ed**



jump**ed**

verb family name + **ed**

chew + ed = chew**ed**

play + ed = play**ed**

jump + ed = jump**ed**

Focus

A Look at the pictures.
Tell the story.

B Answer the questions.

Picture **1** What did the class do?

Picture **2** What did the teacher do?

Picture **3** What did the boy do?

Picture **4** What did the shield do?

Picture **5** What did the manager do?

Picture **6** What did the boy do?

Use the **doing word**
under each picture.



Opposites

1

a



happy

b



unhappy

2

a



tidy

b



untidy

3

a



friendly

b



unfriendly

4

a



successful

b



unsuccessful

Describing words are called **adjectives**.

Adjectives can have **opposites**.

un + describing word = opposite



lucky



unlucky

Focus

A Look at the pictures.

Read the *describing words*.

Read the *opposites*.

B Finish and say the sentences.

1 Picture **1 a** It is a _____ face.

Picture **1 b** It is an _____ face.

2 Picture **2 a** It is a _____ room.

Picture **2 b** It is an _____ room.

3 Picture **3 a** The man is _____.

Picture **3 b** The man is _____.

4 Picture **4 a** The girl is _____.

Picture **4 b** The boy is _____.

Naming words



Naming words tell us the names of things.



bicycle



car



Naming words
are called nouns.

We can make **naming words** from doing words.

doing word

paint

naming word

painter

Focus

- A** Look at the picture.
Complete the sentences.

The first one has
been done for you.

1 Can you see the girl **riding**?

She is a rider.

2 Can you see the man **cleaning**
the windows?

He is a _____.

3 Look at the lady **shopping**.

She is a _____.

4 There is a man **driving**.

He is a _____.

5 Can you see the man **sweeping**
the road?

He is a _____.

- B** What are you if you:

1 swim  a _____

2 sing  a _____

3 build  a _____

4 bake  a _____



How to use this book

The heading tells you what the page is about.

This box gives you information about different types of words and sentences.

UNIT 14 Naming words



Naming words tell us the names of things.



bicycle



car



Naming words are called nouns.

We can make **naming words** from doing words.

doing word
paint

naming word
painter

Focus

A Look at the picture.
Complete the sentences.

The first one has been done for you.

- Can you see the girl **riding**? She is a rider.
- Can you see the man **cleaning** the windows? He is a _____.
- Look at the lady **shopping**. She is a _____.
- There is a man **driving**. He is a _____.
- Can you see the man **sweeping** the road? He is a _____.

B What are you if you:

- swim a _____
- sing a _____
- build a _____
- bake a _____

Look at the picture and talk about it.

Talk about these questions before you answer them.



Nelson Grammar

Nelson Grammar provides a step-by-step course for the teaching and learning of essential grammar concepts. The course carefully builds children's confidence in applying grammatical knowledge and understanding to their everyday work. Designed with ease of use in mind, the course provides three levels of differentiation as well as assessment materials to help ensure that all children are on track.

The course provides:

- Differentiated materials for plenty of practice, extension and reinforcement
- A clear progression and full curriculum coverage
- Support for assessing children's knowledge and understanding in preparation for national tests

Pupil Book 1B

OXFORD
UNIVERSITY PRESS

How to get in touch:

web www.oxfordprimary.co.uk
email primary.enquiries@oup.com
tel. +44 (0) 1536 452610
fax +44 (0) 1865 313472

ISBN 978-1-4085-2388-9



9 781408 523889