

LESSON EIGHT

HEXING

CONTENTS

BLACK CANDLES

KARMA CANDLE

WHO IS CASTING THE HEX?

HEX-REVERSING/UNCROSSING RITUAL

PEEK AT SOME POTIONS

THE TRICKY MAGICIAN

**HOW TO DEAL WITH EX-LOVER/EX-FRIENDS WHO
CAST HEXES ON YOU**

CREATIVE HEXING

UNREASONABLE LANDLORDS/DEALING WITH RIPOFFS

DEALING WITH HATE

FINGERNAILS, HAIR AND UNDERWEAR

DOLLS AND THEIR USES

STICKING PINS IN DOLLS

HEXING HERBS

SUCCESSFUL POWER & COMMANDING RITUALS

ANIMAL SPIRITS UNLEASHED

I have already discussed so-called Black magick. I will not go further into the subject. This is something you must make up your own mind on. I have given the basics on it already. The following are procedures for Hexing and Hex-Reversing.

BLACK CANDLES

Black is used for all hexing. Almost all hexing oils, incenses etc., call for black bases. Black figure candles are only used in hexing rituals. It is the rarest of occasion that you will ever use Black for anything but hexing. You need to reserve this color for hexing only. To use it in anything else, lessens the impact of the hexing ritual. Many traditions commonly use this color in their rituals, this is a mistake. When they truly need this color for hexing rituals, the effects of using black, will be greatly lessened.

Black is the color of Evil, denial and negativity. Like the executioner's hood, black is the color conflict and hexing.

KARMA CANDLE

The so-called Karma Candle, is really a hex-reversing ritual. The best way to fight a person that is hexing you, is to send all their negative energies right back to them. I always add a little more, when I send something back to a person. Hex-Reversing is also safe for those silly people that believe in Karma. By sending it back, you are not creating anything negative yourself. You are just sending back, what was sent your way. Does that make you feel better now?

Here is how to do it. Get three Black Votive candles with their glass containers. Coat the inside with commanding or Obeah oil. Into the bottom of each container put the following:

*1 part Sulfur
2 parts black pepper
2 parts Red Pepper
a pinch of Asafetida
a pinch of Hot Chili powder.*

Next on virgin parchment paper write the names of the people hexing you, and place the parchment on top of the powder in the candle

with the writing side down. You will need three of these. One for each candle. The writing side will be touching the powder, thus sending back the hex to the person.

Next take the candle and anoint it with Double Cross, Hex-reversing or one of the many hexing oils you have been told about.

Then you need to replace the candles in their containers. Since this is a *REVERSING*, you need to put the candle in *UPSIDE DOWN*. You may need to use a knife to find the wick on the bottom and carve it out, so it can be lit. If you put it in the correct way, you would be hexing the person, not Reversing the hex. By putting it up side down, you are symbolically sending the hex back, and not creating more to hex the person with.

Once you have placed the candles in their containers, you then command the Spirits of Justice to bring judgment against your enemy. But do not set yourself up as the judge, let the Spirits do that.

Now you are ready to light the candle, hold the lighted match in your right hand, and just as you touch it to the wick, snap the fingers of

your left hand, right next to the top of the container. You should also snap your finger on the left hand when you put the candle in the container. The snapping is a commanding gesture the Spirits need in order to get out there and do their job.

You also should make a little extra powder and sprinkle it into the flame of the candle from time to time. If your flame is blazing, it generally means the hex has been inflicted. Sometimes the candle will go out, this means that you have selected the wrong person.

WHO IS CASTING THE HEX

Sometimes you may be wrong about the person casting the hex. It could be a person you never thought would do such a thing. Other times, we have so many enemies that it is hard to tell if one is hexing you more than another.

There is one way to tell if a person is hexing you. Get a number of small white candles and carve the names of all of the suspected persons,

one on each candle. Anoint the candles with Ten Commandment oil and light them all at once. Watch which candle burns badly or which blazes uncontrollably. This will indicate the guilty party. Make sure that you are in a place where there are no drafts etc. Reread what I told you about watching the candle flames.

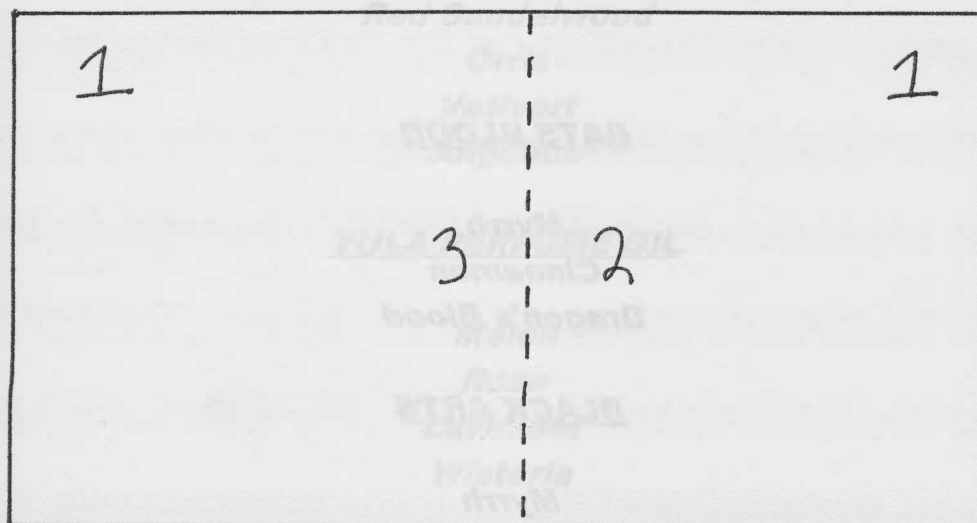
However, one need not work with herbs, oils and candles to cast a hex. Most people hex you psychically, whether they are aware of it or not. There are any number of ways that people hex you. The negative thought forms people generate and empower, can be potent hexers. This is why you must always protect and cleanse your aura and home.

While these attacks are very common, they are also **VERY EASY** to reverse. The major decision you need to make, as with all magickal workings, is the correct way to reverse the hex.

A HEX-REVERSING/UNCROSSING RITUAL

The following set-up is a combination Uncrossing/Hex-reversing

ritual. The number **ONE** candles are white and anointed with High Altar oil. The Number **TWO** candle is a white figure candle that represents you. This is anointed with Uncrossing oil and Fiery Wall of Protection oil. Down the center of the altar you place a line of powder separating candles **TWO** and **THREE**. This powder is a combination of Commanding and Uncrossing powders. Candle **THREE** is a black figure candle and anointed with Flying Devil oil. You also need to carve the name of the person that is hexing you on it.



For even more power, surround the number **THREE** candle with a powder you made for the Karma Ritual. This along with sprinkling some of it into the flame of the candle, gives the ritual a great deal of punch.

You should also sprinkle Uncrossing powder into the candle flame of number **TWO**. This will help you be rid of the hex even faster.

The best incense to use is, Commanding or a combination of Uncrossing and hex-reversing herbs. You can also add a little Dragon's Blood Reed to the mixture for even more power and protection.

PEEK AT POTIONS

HEXING FORMULAS

BATS BLOOD

Myrrh

Cinnamon

Dragon's Blood

BLACK ARTS

Myrrh

Patchouli

Cinnamon

Gum Mastic

Graveyard Dust

Vetivert

Mullen

JU JU

Myrrh

Mimosa

Jasmine

Patchouli

SNUFF POWDER

Tobacco

Goldenseal

Bayberry

YO YO POWDER

Red Sandalwood

Orris

Vetivert

Angelica

YULA PERFUME OIL

Melon

Rose

Lavender

Wisteria

As you can see, it is an interesting blend of White Magick herbs with other twister herbs. These combinations are very potent, and should not be taken lightly.

When you use a hexing oil on a “positive” colored candle, you generally reverse the effects of that positive candle. Meaning, if you put Love Breaker on a Red candle, you are causing trouble in that relationship. If you put a hexing oil on a white candle that stands for Peace, you are turning that peace into conflict. While it is better to use these on black candles, sometimes you can better define your attack by using a candle the represents the situation you are attacking.

By using baneful herbs with positive herbs, you are changing, distorting and reversing the effects of the positive herbs. Anointing a white candle with hexing oils, distorts the use of the white candle. Mixing rose with various hexing herbs, *INVERTS* the use of the Rose.

Note how Myrrh is used in most of the formulas. That just shows you how baneful Myrrh can be. I have already talked about this in greater detail in past lessons. One of the more interesting formulas is Bat's Blood. It combines Myrrh, Cinnamon and Dragon's Blood. Myrrh is so potent, that it can reverse the effects of these two powerful positive herbs.

Myrrh is seen as the supreme gum, and ruler of the material plane.

Myrrh when mixed Frankincense, gives you a very balanced mixture. That is why you tend to see them mixed together. A 50/50 blend balances the two. Since one relates to the Spiritual plane, while the other represents the material plane.

Obviously, despite its nasty name, Bat's Blood is a weak formula.

Black Arts is a very strong formula. Note that it includes Graveyard Dust and since both Patchouli and Mullen are sometimes used as substitutions for Graveyard Dust, this makes this a deadly formula. Note the use of Gum Mastic and Cinnamon. This inverts the basic function of the Mastic Gum, through the adding of other baneful herbs. The nature of Cinnamon, which is normally a catalyst becomes inverted, which means that it will drain energy, instead of giving it. Since Cinnamon is excellent for Money Drawing and Luck recipes, inverting it will cause great trouble for the person.

By substituting other herbs for Cinnamon and Gum Mastic, you could pinpoint effects. For example, substitute Rose Buds for Mastic Gum

would cause love problems. Substituting Lavender would cause problems with tranquillity. Substituting Anise would cause psychic problems etc., etc., etc.

CAUGHT BY A TRICKY MAGICIAN

Words can be a powerful hexer. Many hexes are done just by using the power of speech!!! Ancient man gave great power to the spoken word. For example, Tetragrammaton. IHVH (Jehovah/Yahweh) is a combination of four letters and it is one of the names of the old Testament's more central Gods. This has been referred to as the "Unpronounceable" word of power. It was thought to be so powerful, that it should not be said. There are many such **WORDS** in the **KEY OF SOLOMON** and **THE GOETIA**, for those interested in such. These books have words of power for Angelic, Archangelic, and Demonic beings. A fascinating read. One of the classic texts, that every occultist should read.

There are a lot of excellent occult books out there. The Society publishes many of them. After taking this course, you will be able to properly sort through all these texts and find the interesting and useful pieces. In general, most occult books only give you pieces, very few are complete systems of value. Many occult books are total nonsense and loaded with irrelevant rituals and restrictions which have nothing to do with true magick. A lot of people think magick *MUST* be very *ELABORATE* to work. They are also going for some hidden secrets. Basically, there are no hidden secrets, you will find it all in print. Those that may have these secrets, will never give them out, that is if they even are secrets. Many lodges state they possess *GREAT SECRETS*, but they have nothing to show, for those Great Secrets!!! Nothing at all. Most of these lodges are poorly ran and financial broke!!! So much for great power. Generally, the simpler the magick, the more effective it is. The Society has done years of research on this subject. The more complicated it is, the harder to get results. That is why the system you are learning is so effective. It combines all the correct factors in easy rituals. This all adds up to a very

effective system of magick. A system that has been proven time after time.

I do recommend that you read as many books as you can on all types of magickal systems and practices. The more you know the better. You are looking for those "*PIECES*" again. Little bits that will make your magick more effective and powerful in a shorter time. You should not be looking for some *GREAT SECRET* to open the world to you. Only hard steady work, will get you results. There are no secrets for you to control the world, or manifest anything you choose. If this were possible, the whole World could be turned "*UPSIDE DOWN*" by one person. Do you think that this is possible, that there are not Spirit Protectors to stop you from doing this? Magick can totally change your life, open doors that would be closed to you if you did not practice it, but do not believe the Hollywood movies, or some old grimoires, that you can rule the world by using this certain type of magick. After all, the person that wrote that old grimoire never ruled the world with it.

You can also get too caught up in searching. It can be and end in

itself. It is much easier to just read about something, then it is to actually **DO IT!!!** The main thing you must do with any information you get is, to **USE IT PRACTICALLY**. In another words, **USE IT!!!** It has no value unless you can get it to work for you.

As a student, you must constantly seek to be objective and questioning about everything you hear and read. The best Sorcerers are skeptics. Not believing or disbelieving, but seeking what works for them. Too many people totally believe what a so-called Master teaches them. Like slaves they follow that person. While this is good for the time being, once you learn the basics, you need to break from this and find the path of **"PERSONAL TRUTH"**. Nothing works for everybody, all the time. Keep an open mind, but never believe something until you have proven it to yourself.

This course will give you the basics to judge all others by. It by far, is not the end all be all, it is the starting point. It is the bottom of your pyramid. From here you must build the rest of your pyramid. With a strong foundation, you will grow and grow in power. not be afraid to seek out

other systems, but to **CAREFUL** not to be **CONTROLLED** by this other system. Use the good and throw away the bad. The key is knowing what is bad. Take the pieces but, do not overly mix systems too much together. If you fully understand the basics, you will know how to integrate other systems into this one. The key again, is knowing the basics well. Do not get caught in dogma, but **STAY WITH THE BASICS**. The Key to being a successful Sorcerer is:

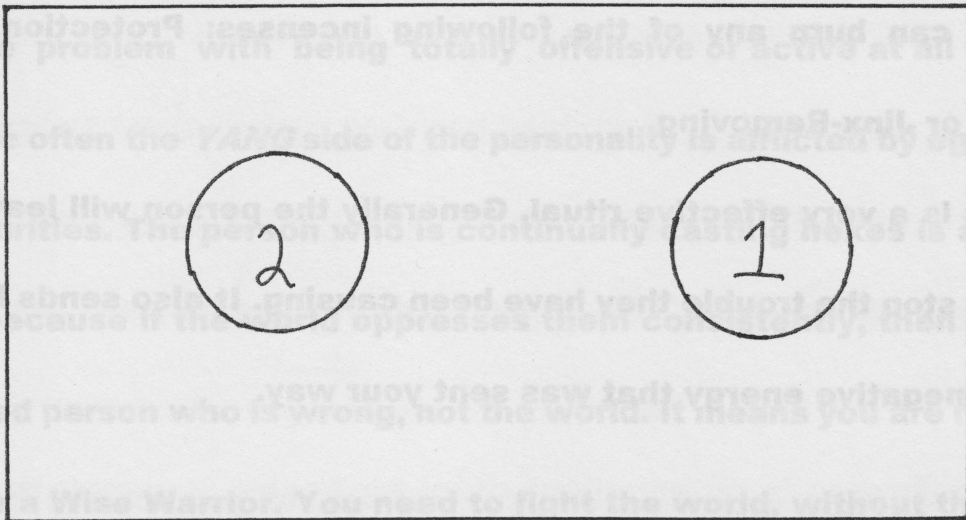
BE BALANCED & STAY ACTIVE!!!

This may seem simple, but it is very hard to achieve.

**HOW TO DEAL WITH EX-LOVERS &
EX-FRIENDS WHO CAST HEXES ON YOU**

The following ritual is for a person that is being hexed by another person through gossiping about them. By having a person "talk you down", they are causing you to be hexed or crossed.

You will note in the ritual set up drawing that I have eliminated the two altar candles. You could include white candles if you choose anointed with Van Van or Uncrossing oil, but they are not necessary in a Hex-Reversal ritual. If you tend to draw in bad energies, it is a good idea to use the two white candles.



The candle marked **ONE** represents the person being hexed by another. It should be a white figure candle representing that persons sex. It needs to be anointed with Uncrossing oil, Fiery Wall of Protection, and Crown of Success oil. You then circle this candle with Fiery Wall of Protection powder, or Bay leaves. If you use Bay leaves, anoint them with fiery Wall of Protection oil.

The candle marked **TWO** represents the person hexing you. This is a black figure candle of the correct sex, with Flying Devil oil on it. You then circle this candle with Snuff Powder or Devil's Snuff powder. You can also circle the candle with Slippery Elm bark, if you do not have the powders.

You can burn any of the following incenses: Protection, Hex-reversing or Jinx-Removing.

This is a very effective ritual. Generally the person will leave you alone and stop the trouble they have been causing. It also sends back a lot of the negative energy that was sent your way.

CREATIVE HEXING

Sometimes in the process of learning magick, the teacher hexes his students!!! This is done to give the students a **REAL** challenge to overcome. While this is not done here, this is the way it would be done if you were being personally taught.

A successful Sorcerer is an active person. You balance between the active and the passive parts of your psyche. At times, you may want to be passive and receptive when this stance is required and dominating and active when this is needed. You are always the wise warrior, not just constantly fighting, but watching for the right time to attack.

The problem with being totally offensive or active at all times is that quite often the *YANG* side of the personality is afflicted by ego needs or insecurities. The person who is continually casting hexes is a failure simply because if the world oppresses them consistently, then it is the oppressed person who is wrong, not the world. It means you are not very smart, or a Wise Warrior. You need to fight the world, without the world knowing it. Think about that for a while.

I know that this may be hard to deal with, but you do create your own reality to a great degree. If you are always having problems, then you are doing something wrong. You cannot blame the world for all your problems. The Wise Warrior uses the systems, and laughs at them. Like a spy, they never know that he is there, working for his own goals. You

need to **GET OFF YOUR ASS**, and change your life. That is what this course is all about. I hope you are doing this course actively, and not just reading it. A lot of people just **READ** courses, and do nothing more. That is why we do not require you to answer and return questions. Many think that after answering the questions that they have done something, they have done **NOTHING!!!** Answering questions correctly does not make you a Master Sorcerer. Yet, I am amazed how few people order supplies for the course. I guess they are only reading. This course is the open door to unimaginable power!!! For this reason some will only read, while the chosen will do!!!

The following is an excellent ritual for hexing a person that has brought great harm to you. While this is designed for a person that has been raped, you can read between the lines, and see how you can use it for other criminal situations.

When you decide to Hex:

NEVER HOLD BACK!!!
GO AT IT WITH ALL THE PASSION YOU CAN DRUM UP!!!

You do this for two reasons. First **NEVER DRAW A SORCERERS BLOOD!!!** If you as a Sorcerer is ever attacked it your duty to the Magickal World to deal harsh punishment to that person. People must understand that the occult is not a joke, and to mess with a Sorcerer is a **BIG MISTAKE!!!** Second, you need this extra energy to destroy your enemy.

Now, back to the rape. All you need is one Black candle. You can nail this scum without even going near a Police Station. I recommend that you do follow through after doing this ritual, or at least after collecting the needed ingredients for the ritual.

After the rape, try to collect yourself as best as possible and realize that anything the rapist did to you will be as nothing compared to what you are going to do to him.

You need to act quickly. After the assault, you should go home right away. Since you have in your possession some of the man's semen, you have in your hands the ultimate weapon, if you use it correctly. You should try to salvage as much of the semen as you can and use it to

anoint the black candle with. If you know the attackers name, carve it on the candle. Once the semen is on the candle, you need to get regular table mustard and rub it on the candle along with some of your own spit. When you light the candle simply say, "**YOU'RE DEAD**". This ritual will not necessarily kill the rapist, if you are lucky it will, but you can bet your last dollar that you will be his last victim.

Nothing is simpler than taking away a man's virility or in depriving a woman of the use of her genitals. Since the kundalini force manifests at its lowest level at the genitals in the orgasmic response, it is very easy to aim this magickal energy at those regions. The black candle ritual above very often succeeds in depriving a male of the ability to achieve an erection, although hexing procedures in general very often afflict the sexual regions anyway since jamming a person's creativity at its lowest level of manifestation succeeds also in jamming it on the higher levels.

In some of the negative Voodoo traditions the sacrifice of certain animals is used to inflict hexes. For example, chickens are often sacrificed and the spirit of the chicken is then directed to attack the

person. This gives you some insights into the how negative cults use animals. This type of ritual is practiced by many primitive tribes throughout the world. As I have stated, ***NEVER DO THIS KIND OF RITUAL!!!*** If you do, pray, I do not catch you!!!

HANDLING AN UNREASONABLE LANDLORD/
DEALING WITH A RIPOFF

Landlords can be ***REAL*** assholes in every way. All they do right, is raise rents and ***NOT*** fix things. The cost of moving is also a great problem, so I have found an excellent ritual for you to perform.

Use the usual set up with two white candles anointed with Van Van. Add two purple candles with the managers' name on it, or the owners/ both. Anoint the candles with Commanding and Ten Commandment oil. You use Ten Commandments because landlords generally break all of them. This can be very effective in many ways. One person used this, and caused the apartment he was in to become haunted. No one could stay in there for a long period of time, thus the landlord lost a great deal of

money for screwing with a Sorcerer.

Another common problem in apartment living is noisy or obnoxious neighbors. A little bit of Patchouli oil on their doorknob and a light dusting of *GET AWAY* powder across their transom is usually enough to calm them down. It is also a good idea to burn *PEACEFUL HOME* incense in your apartment.

Now, how to deal with *RIPOFFS*. Ripoffs take many forms. It can be and out and out thief or burglar who breaks into your home and makes off with your valuables, or a salesman who sells you a lemon, and so on.

Ten Commandment is a useful recipe, along with Thief powder. However, be careful with Thief powder as stated before.

A theft is a form of a hex. It is an action or a series of actions aimed at depriving you of something you enjoy. Hence, one of the best ways to get back at a thief is a hex-reversal ritual. The "Karma Candle" ritual given at the beginning of this lesson is an excellent procedure for handling this, only in addition to the powder we specified, add some Thief powder to the bottom of the jar and also sprinkle Thief powder from time

to time into the flame of the burning candle.

DEALING WITH HATE

If someone truly hates you, you will be bombarded by their psychic vibrations all the time. Even without the person knowing they are doing it. Some people have natural psychic abilities without them even knowing it. If they are a magickal practitioner you are in even more trouble.

Those that have worked with Schizophrenics (people whose kundalini or Chi is improperly balanced) know that they are obsessed with spiritual and religious concerns, that they frequently pun and play with language, and that psychic or strange effects often occur around them.

The problem with schizophrenia is that it can often turn into paranoia and simultaneous delusions of grandeur. Another problem with Schizophrenia is that the emotions tend to be wildly erratic and during periods of anger or hate very powerful psychic vibrations go out which

are dangerous and destructive if you happen to the target.

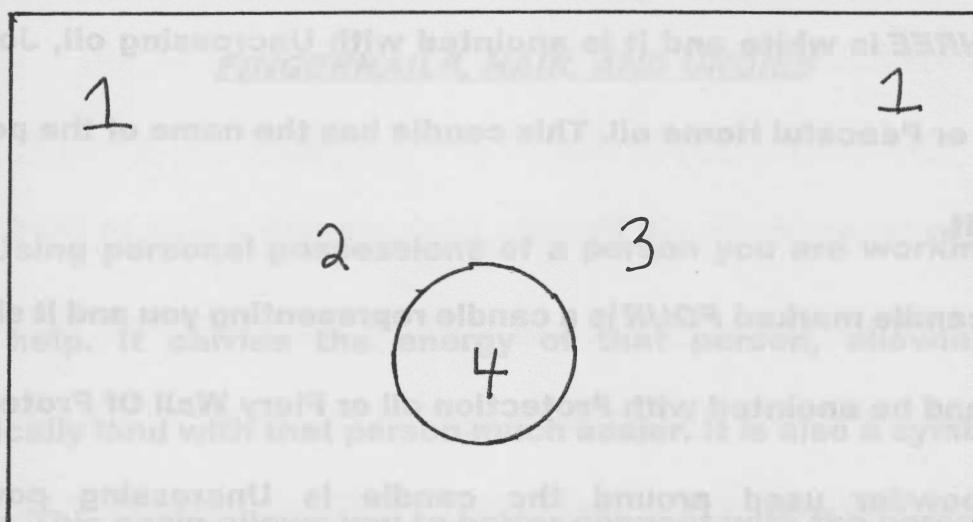
Hate can be a crossed condition. In the case of a schizophrenic, it is a case of self-crossing in the sense that their wiring is defective in ways which cause imbalances in the psychic realms. I have been very successful in using Uncrossing rituals on schizophrenics. It seems that occult study in general, can help a lot of mentally ill people. Like everyone, it helps them to better understand and control their lives.

When dealing with someone that hates you, never use black candles. Black in addition to its other qualities, also is the color of hate. Hate is the absence of spiritual light. Hate is a form of blindness and is a demon similar to Fear, Guilt and Anger. That is if it gets out of control. Controlling hate is another skill of a master Sorcerer. You can channel this energy to an evil doer, or tap into it in general but, only a Master Sorcerer can totally control it.

What you need to use if a person hates you are white candles. Lots of white candles. Removing a psychotic or neurotic state takes time. It involves the undoing of many difficult problems. In addition to white

candles, blue candles are also of great value. They increase communication between people and also serve to calm. While this is technically an uncrossing ritual and might more properly be discussed later, the hate vibration is one of the commonest sources of hexes and consequently it is perhaps appropriate to learn this technique now.

The following set up illustrates a ritual to help reverse hate. By "reverse", I mean that it will turn the hate back upon the person throwing it at you.



A person filled with hate is a pitiful person. Sending their hate back to them would only make them more hateful. What you are dealing with here is someone who has problems. Generally they need healing and not

more pain. The only way to stop them, is to try and heal them. Send back hate, or sending more negative energy their way, usually does not work. You either heal or kill them. There is no in between here.

What is needed is an Uncrossing ritual of types. You use white candles for the Number *ONE* candles anointed with High Altar and Uncrossing. The candle marked *TWO* is blue and is anointed with both Hermes and Peace oil. (If the hateful person is a so-called friend or a member of your family, use Peaceful Home and Peace oils). The candle marked *THREE* is white and it is anointed with Uncrossing oil, Joy oil, and Peace or Peaceful Home oil. This candle has the name of the person carved on it.

The candle marked *FOUR* is a candle representing you and it should be purple and be anointed with Protection oil or Fiery Wall Of Protection oil. The powder used around the candle is Uncrossing powder. Uncrossing powder should also be sprinkled into the candle flame of candle *THREE* each day during the performance of the ritual.

The ritual should be begun during the period of the waxing moon

and should be started during the planetary hours of Venus, Mercury, or Jupiter. This should be a Seven Day ritual.

You will see the hate disappearing, but it will take several more rituals to totally remove or greatly lessen it. You need to do a single burn ritual with a white candle and the persons name carved on it, anointed with Uncrossing, Peace, and Joy oils as a follow up until you get the desired results.

FINGERNAILS, HAIR, AND UNDIES

Using personal possessions of a person you are working on is a great help. It carries the energy of that person, allowing you to psychically bind with that person much easier. It is also a symbol of that person. This again allows you to better connect with the person you are trying to influence. The better the connection the easier it will be to succeed.

For example, in the recipe for Stay At Home powder we see that a

piece of bed sheet upon which the errant spouse has slept is needed. You could also use a piece of their underwear or pubic hair instead of the sheet.

Photographs are also used in most rituals. Very often I perform Uncrossing rituals for people I do not know and have contacted me from a distance by mail. For the ritual to work, I need to have a photograph to better focus my ritual energies on. The more items you have of the person the better. Most of the time a small bit of hair taped onto the photograph, is also good to have.

You can also use the sexual fluids of both sexes, and menstrual blood all can be used. An old Voodoo trick women use is to feed small amounts of their menstrual blood to their husbands to keep them from wandering. Semen is also commonly used in lust, and fertility rituals.

Anytime you have come across real traumatic situation in your life, like rape etc. You need to uncross yourself from that situation or person. Your aura has been damaged and dirtied by someone or the situation. You need to bathe, lots of baths with Uncrossing oils in it.

You also need to burn several white candles anointed with Uncrossing and Banishing oils until you feel you are uncrossed from the situation. As I have stated before, you should be doing protection rituals with Fiery Wall of Protection *BEFORE* you get into problems. Why wait until you are scared for your own life by a situation. This is how the fool learns.

Personal objects are mostly used in love rituals of all kinds. They are also used in hexes and uncrossing. There is no guide as to what object you should use, you should use the object that best represents the situation you are working on. You would use underpants for Love and Lust, or for causing sexual malfunction.

If you use photographs, only use photographs that have the person you are working on in it. If you use a photograph with other people in it, they will be affected too. This usual means mixed up results. Like falling in love with the wrong person etc.

The easiest usually to obtain for a ritual is hair or nail clippings. That is why they are used so much. You can easily get the hair you need

from the persons hair brush. I still like to have a photograph of the person too, to work with. It is so much easier to project at a picture of a person, than at a piece of their hair.

PLAYING WITH DOLLS
THE VOODOO DOLL CONNECTION

This is what comes to most of our minds when we think of magick and Voodoo in particular.

Voodoo dolls are very important and effective tools you can use. They are easy to make and play an important role in most of your rituals.

THERE IS NOTHING MORE POTENT ON YOUR ALTAR THAN A DOLL!!!

They are very, very effective in every sort of ritual and their manufacture is a ritual in itself. When making a doll you focus all your psychic energy on your task, and since it takes some time to make a doll, you are putting a lot of psychic energy into your goal.

The more you work with dolls, the more effective they become. If you are male, do not feel silly working with these, think of them as G.I.

Joes. Ha, Ha. These are just one of the many tools you will be working with that may seem strange at this time. The main thing is their effectiveness.

While making a doll it is important you keep the right mental attitude. You should meditate on your goal just before starting the process and keep that thought all the time while making it. Take your time in making the doll. The more time and trouble you take to make the doll, the more power it will hold.

Once the doll is finished, you *MUST* think of it as a person. You should talk to it, and believe as deeply as possible that it is a real person or part of a person you are working on. This is all part of the magickal mind. If you are good at visualization, this should not be hard. Again, do not feel silly, whatever works is what you must keep in mind. Try to remember how you played as a child, and then use this for psychically connecting with the doll. We all do this ritual when we played with toys as children. These were not toys, they were real cars, soldiers etc.

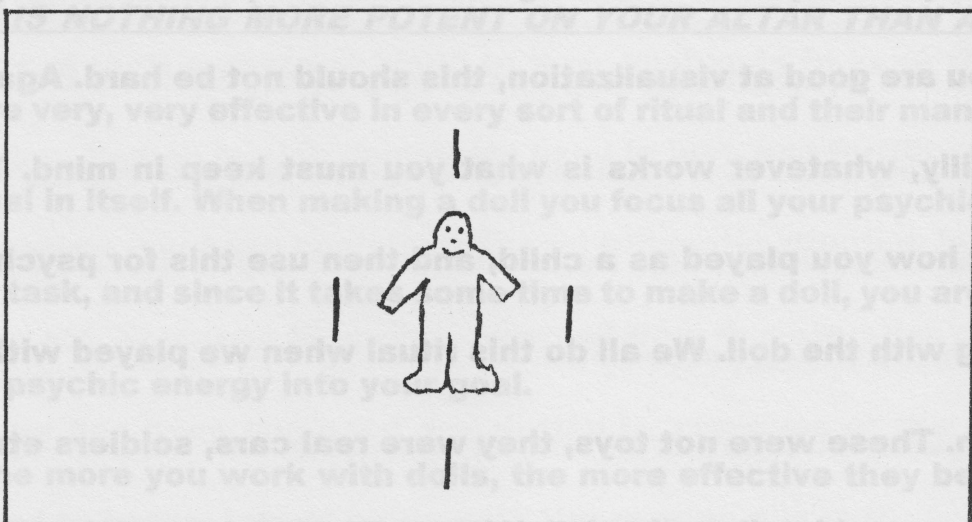
As I have said, talk to the doll, if it represents a lover, take it to bed

with you and think of it as a lover. If it represents your boss, explain to it how much you need that raise or promotion. If it is you in an uncrossing ritual, keep telling you are getting better and better.

When using a doll on your altar, it is almost always the foremost thing on the altar. For example, it would even go in front of the master candle or central candle since it is surely the most potent object and the most overt symbol of your will.

When using a doll, you needn't also symbolize the person with a candle. Since the person is already symbolized by the doll.

The following set up shows how a doll is used on your altar, and is surrounded by candles.



In the set up given you see the doll surrounded by candles. The candles are purple candles. This set up is for a ***SUPER HIGH POWER UNCROSSING RITUAL***. Notice that the doll is placed with purple candles at the North, East, South and West. The candles are encircled with Bay leaves and anointed with Uncrossing/Fiery Wall of Protection oils. The candles themselves are anointed with Obeah and Uncrossing oil. the incense you would use is Banishing.

How you handle the doll following the ritual is ***VERY*** important. ***KEEP THE DOLL WRAPPED IN A WHITE OR OTHER APPROPRIATE COLOR CLOTH MADE OF NATURAL FABRIC IS IMPERATIVE!!!*** You must also keep it in a place where other ***WILL NOT TOUCH IT!!!*** Once the doll has served its purpose you need to carefully dispose of it.

You can dispose of it in the normal manner as with all your ritual items but, in the case of hexing dolls, you should bury them. ***Uncrossing dolls are usually burned. They contain the removed hex and once the hex is fully contained within the doll, the fire destroys it.***

You must be careful with dolls made for Love & Success. Normally

one never gets rid of such dolls. However, you need to be careful where you keep this doll. If another person touches your doll, it becomes useless. Keep the doll in a secure hiding place where no other person will find it.

Rarely will you create a doll that refuses to work well for you or that works in the opposite direction than your goal. If this happens, first look at what you put into the doll. Make sure you did not put the wrong herbs in it. If you have the correct herbs, try putting some Commanding oil directly on the doll and command it verbally to get in line with your desires. If you still have problems, try other candles in your ritual. If it persists, your goal is probably unattainable and you need to make another doll. You need to burn this doll.

STICKING PINS IN DOLLS

Just as you treat positive dolls like a person you care about, you treat hexing dolls like you do not. This includes sticking pins in it to hurt

the person represented by the doll.

Not all pin use is negative. You can use them for healing or for winning a lover's heart.

Sticking pins is generally used in hexes. The idea of piercing, which is normally done to the head, heart, and genitals of the doll, is to transfer violent, angry energy symbolically through the pin into the doll and through sympathetic magick to inflict pain or agony in the areas pierced. To attack the head is to create psychic or psychological agony. To pierce the heart is to cause pain in Love or loss of luck. To pierce the genitals is to create impotency or disease or to seek control over the person.

A nasty little trick is to, dip the pin first into hexing oils before sticking it in the doll. You can do the same procedures with figure candles, if you do not want to make a doll. This is one of the main reasons for using figure candles. It is not all negative. Think of the effectiveness of dripping a pin in love oil and then inserting it in the candles or doll's heart? Think of what a pin with Yula Perfume on it would do.

Remember, using pins dipped in hexing oils is a ***VERY STRONG TECHNIQUE***, that is only used in extreme cases and by more advanced Sorcerers. think carefully before doing this. Make sure the person deserves it, and then go after them with both feet!!! One way to tell if you are correct in attacking a person is, to ask several people about the person you are about to work on. Tell them about your problem with that person, and see what they tell you. In the end, you must be your own guide, but outside opinions can be of help sometimes. I also like to sleep on it a couple of days. It is amazing the insights you get after a couple of days of thought.

MORE ON HEXING HERBS

I have already talked about most of the hexing herbs and have told you that most, if not all of them are **VERY POISONOUS!!! MANY DEADLY IF TAKEN INTERNALLY!!!!!!!!!!!!!!**

Never take any herb internally, or even burn in a closed room

without knowing totally what you are doing. Most magickal herbs, even if considered safe, are generally not of the quality to be taken internally. It is best if you purchase these in stores where they are made for this purpose. You should be studying herbs in general, anyway. The more you know the better. Not to mention that herbs can be a great help to you physically if you have any health problems, or just to cleanse the body. You should sign up for the Herbal Healing Academy herbal course. You will greatly benefit from the course they offer.

The use of any poisonous herbs in a magickal incense or powder contains the concept that poison translates in intent from the material to the psychic realms. In other words, what will kill you in reality, will kill you in magick.

The same with foul-smelling herbs such as Skunk Cabbage and Valerian, they are often used in hexing. The foul smell is seen as awful or unpleasant and it is transferred to the person you are working on. The Astral realms pick up these negative energies and shower them onto the person you direct them to. Being very strong energies these rituals tend

to work easier than others.

The use of "**HOT**" herbs is also common in hexing rituals. Chili and Capsicum are well known "**HOT**" herbs. The idea of heat or "The flames of Hell" is contained within the hot, catalytic herbs. Cinnamon is used in a lot of hexing recipes to pervert or reverse its naturally good powers. This adds even more power to the hex.

You can use any herb that is offensive to humans may be used in hexing rituals. This is the same reason that urine, excrements, and spit are often used in baneful procedures.

ZONE ANOINTING THE KEY TO SUCCESSFUL POWER AND COMMANDING RITUALS

Most commanding, compelling, and controlling rituals involve only the use of a single candle. Generally this is a figure candle, but actually you can use any type of candle. Since only one candle is being used, spectacular effects are obtained through the use of several oils on a single candle through the technique called **ZONE ANOINTING**.

Since commanding and compelling rituals are most frequently used in the area of Love, the following is an example of the use of the **ZONE ANOINTING** technique.

Barbi is very much in love with Ken, but Ken doesn't know she is alive. Here is a situation where one is interested and the other is not. Barbi needs to get a Red Male figure candle. She will need several oils too. They are: Van Van or Altar, a strong Love or Sexual oil of your choosing, a Commanding/Compelling oil of your choice, and a Psychic oil of your choice.

Zone anointing is anointing certain areas or parts of the candles body with different oils. First anoint the entire candle with Van Van or Altar, and then anoint the entire candle with a strong Love/Sexual oil. Third you anoint **ONLY** the head with the Psychic oil, and last anoint the genitals with commanding or controlling oil.

When doing a sexual ritual, it is best to talk to the candle as much as possible. Tell the candle how much you want him or her to be with you in person. Use the loved one's name over and over again, particularly

when anointing the head and the genital area.

You need to use one of the following incenses when doing the ritual. Come To Me Incense / Commanding Incense / Spiritual Incense / Van Van Incense.

It is even better to use a mixture of all of these together for the best results. By doing this all the elements are used in the mixture that you need for the ritual.

You need to pay close attention to planetary hours when doing this kind of ritual. This will give you the “edge” you need for success. For this reason, practitioners have determined that just as **ZONE ANOINTING** effective, **ZONE BURNING** is also effective for these kinds of rituals. In other words, you would work during several planetary hours. For example, using the ritual we just did, we have the elements of love, sex and commanding. Consequently, we would work during the hours of Venus-Love, Mars-Sex, and Saturn for commanding/compelling. You can also burn the candle during the hour of Jupiter to bring in good energies to the ritual. You burn the candle only during these hours, other hours the

candle is out. You keep the burning cycle going until the candle is totally consumed. Figure candles burn down pretty quickly, anywhere from 60 minutes to several hours. Meaning, that you may only be able to burn it during one or two planetary hour times.

As you can see, the ritual will vary greatly depending on how long the candle burns. The burning will differ depending also on the psychic and external circumstances involved. The important point in any ritual is ***TO LET THE CANDLE BURN COMPLETELY DOWN UNTIL THEY GO OUT BY THEMSELVES.*** Sometimes all of the candles but one will out. The one candle seems to burn and burn. Do not touch or remove anything on the altar until the final candle burns out. In the above ritual, there is only one candle, so this does not matter, but if you use more than one, stay with this procedure. If one candle really seems to be burning badly or slowly, try adding a little oil to it. This will give it more power.

In the ritual with Barbi and Ken, she will probably notice that the figure candle burns faster at some planetary hour than at others. Most probably in this ritual it would be Saturn. By noting how fast the candle

burns at different planetary hours, you can tell how the ritual is working.

The case of Barbi and Ken, is an extreme case. Barbi had to use several oils. The following case is not as extreme, and will give you an idea on how to handle this type of case.

Maria is having trouble getting Arnold into bed with her. They have great conversations and meetings, but he will not commit to a sexual relationship. Here we have only one major problem to deal with and it can be handled with one figure candle and two oils. A sacred oil (Van Van) and a Commanding oil of your choice.

The sacred oil for sexual situation that is best is Van Van, the reason for this is mentioned in other lessons. It helps to cleanse the ritual of any sort of negative energies or spirits. The Commanding oil would be used to anoint the genital area of the figure candle. Since she is using a red candle and it is clear that Arnold likes her, she need not use a love oil. You also do not need a psychic oil because Arnold is already communicating well with her.

SEXUAL BOMBARDMENT

The last technique I will tell you about is not really a candle burning technique. It is commonly employed for purposes of hexing.

There are many aspects to sexuality, and in magick, sex can be used to inflict and remove hexes. The commonest way to inflict or remove a hex is through *FOCUSED* masturbation. It is a simple technique involving focusing baneful, horrible, torturing thoughts towards the person you wish to hex, focusing particularly intently at the moment of orgasm, and then *PROJECTING* it at the person you dislike. At the moment of orgasm your psychic powers are very focused and powerful. By following this technique you send a *SHOTGUN* blast to your target of what ever energy you are thinking about. This does not have to be negative energy. It can be any type of energy you choose to send.

In reversing or removing a hex you focus your attention on lifting the hex and returning it to the person. This is one of the nicer rituals you can do, as sexual energy is one of the powerful forces a Sorcerer can

use.

The problem is **FOCUSING** through the orgasm and properly projecting the energy. While you can tap into some of this power, only a Master Sorcerer can truly use this power.

In closing this lesson on hexing, I have only given you the basics here. Future courses will go into greater hexing procedures. The Society offers several hexing kits. They are very powerful and highly recommended for an important revenge situation.

You **MUST** carefully think about hexing before you do it, and then **NEVER LOOK BACK**. A true Warrior knows when to act, and when **NOT** to act. I always ask myself, if that person is worth the trouble and energy to attack them? After all, in a way, if you respond to an action of another by attacking them, they are, in a way, controlling you. Even if, you eliminate them.

On the other hand, it is your duty as a Sorcerer, to stop evil wherever it shows its ugly head. The key is working from your higher self and the universal law of Justice.....