

The Gypsy Wisdom Spellbook



by
Denise Alvarado

Gypsy Wisdom Spellbook

The Gypsy Wisdom Spellbook, Copyright © 2009 Denise Alvarado, All rights reserved. No part of this publication may be reproduced or transmitted in any form or by any means, electronic, or mechanical, including photocopy, or any information storage and retrieval system, without permission from the author and publisher, except in brief quotations embodied in critical articles and reviews.

All artwork and photography is in the public domain.

Other books by this author:

The Voodoo Hoodoo Spellbook

A Guide to Serving the Seven African Powers

Voodoo Dolls in Magick and Ritual

A Guide for Invoking the Divine Power of Exu

A Pictorial Guide to Voodoo Dolls

Table of Contents

Chapter One: Things You Should Know	6
What is Gypsy Magick?	9
Chapter Two: Gypsy Spells	12
Spell for Attracting Business	12
Old World Prosperity Spell.....	13
Gypsy Spell to Get Rid of a Pesky Suitor.....	13
Spell To Deter an Unwanted Visitor.....	14
Spell to Bring Happiness	15
Spell To Remove a Problem	16
Spell To Remove a Problem (2).....	16
Spell to Make Your Lover Go Away.....	16
Spell to Get Rid of an Unwanted Lover.....	17
Gypsy Spell for Protection.....	18
Gypsy Protection Spell	19
Gypsy Spell to Attract the One You love	19
Spell To Find a Lover	20
Gypsy Love Herbs	21
Attraction Love Spell.....	22
Key to the Heart Spell.....	22
Love Pendulum	23
To Find Out if you will Marry your Lover	25
Courage to Love Spell	25
Draw a Lover to You	27
Gypsy Willow Twigs Thief Spell	28
Gypsy Willow Knot Love Spell.....	28
Gypsy Blade of Glass Love Spell.....	29
Gypsy Foot Track Magick Spell.....	30
Gypsy Love Charm to Get a Woman.....	31
Gypsy Red Amulet Spell	31
Gypsy Gold Amulet Spell.....	32
Gypsy Silver Amulet Spell	32
Gypsy Lucky Key Spell	33
Unlucky Days for Gypsy Love	33

Spell to Stop Eating Sweets	34
Spell To Cure A Bad Habit.....	34
Gypsy Healing Spell	35
Spell to Remove A Headache	35
Spell to Increase Health and Vitality	36
Gypsy Spell to Get Pregnant.....	36
Gypsy Tree Spell for Empowerment	37
Gypsy Truth Spell.....	38
Spell To Dream of your Future Spouse	38
How to Foretell Your Wedding Day.....	39
Gypsy Beauty Recipe.....	39
Chapter Three: Good Luck	42
Talismans	42
How to Make Talismans	43
Directions.....	43
Lucky Symbols	45
Chapter Four: Gypsy Wisdom	50
How a Gipsy Saved a Child's Life By Breaking a Window	50
The Gipsy Story of the Bird and the Hedgehog.....	51
A Story of a Fortune Teller.....	51
How the Royston Rook Deceived the Rooks and Pigeons	52
The Gipsy's Story of the Gorgio and the Rommany Chal.....	52
How the Gipsy Bribed the Policeman	53
How a Gipsy Lost Threepence.....	53
The Story of the Gipsy's Dog.....	54
A Story of the Prizefighter and the Gentleman.....	54
Of the Gentleman and the Old Gipsy Woman.....	55
The Gipsy Tells of the Cat and the Hare	55
Of the Girl That Was to Marry the Devil.....	55



Photo: 1. Arabe de Jaffa, 1889, public domain.

Ja Develehi!

Go with God!

Chapter One: Things You Should Know

According to the Oxford English Dictionary, the word **gypsy** refers to members of a wandering race of Hindu origin, erroneously believed to have come from Egypt. Initially, the word was used to refer to the Romani people, who first appeared in England at about the beginning of the 16th century. Although in certain contexts it is still used to describe the Romani, it also describes those in English speaking countries who live a lifestyle similar to that of the Romani. In contemporary North America, the word **gypsy** is commonly used as a reference to lifestyle or fashion, as opposed to Romani ethnicity.

Today, gypsies are viewed in a romantic and mystical light. However, theirs is a traumatic history; one worth acknowledging if we are to borrow from them the magick and wisdom of their culture. When the Romani people first arrived in Europe, they were met with much curiosity. Soon, hostility and xenophobia replaced curiosity (**xenophobia** is an intense dislike and/or fear of foreigners). For five centuries, Romanies were enslaved in Wallachia and Moldavia until

abolition in 1856.¹ In other places in Europe, gypsies were subjected to ethnic cleansing, abduction of their children, and forced labor. During World War II, the Nazis murdered 200,000 to 800,000 Romanies in an attempted genocide known as the **Porajmos**. Gypsies were marked for extermination, often killed on sight, and sentenced to forced labor and imprisonment in concentration camps.

In Communist Eastern Europe, gypsies were subject to assimilation policies and stripped of their culture. Romani language and music were banned, and Romani women were sterilized as part of a state policy to reduce their population. Tragically, the illegal sterilization of Romani women persisted to recent times, with new cases discovered in 2006 in both the Czech Republic and Slovakia.²

According to recent reports by Amnesty International, instances of discrimination against gypsies have continued during the 2000s, particularly in Bulgaria, Romania, Slovakia, Hungary, Slovenia, and Kosovo. Romanies are often confined to low-class ghettos, and are subject to prejudice in jobs, schools, and police brutality.

You may be asking yourself at this point, why all the talk about discrimination and genocide? I thought this was a book about magick? Indeed, this is a book about magick. Most sites on the internet and

¹Hancock, I. (2001). *Ame sam e romane džene / We are the Romani People*, The Open Society Institute, New York, p. 25

² Thomas, J. (2006). "Coercive Sterilization of Romani Women Examined at Hearing: New report focuses on Czech Republic and Slovakia". *Washington File*. Bureau of International Information Programs, U.S. Department of State. <http://usinfo.state.gov/xarchives/display.html?p=washfile-english&y=2006&m=August&x=200608171045451CJsamohT0.678158>.

Gypsy Wisdom Spellbook

many popular books on gypsy magick and culture however, present information through rose colored glasses. Most of the time, these serious issues are never even mentioned! People either write superficial descriptions of gypsy culture, or just present information about magick, much of which is not even gypsy in origin. I, on the other hand, feel it is important to raise awareness of the ongoing struggles of the Romani people. To simply make a list of spells and quotes would be utterly disrespectful. As the popular saying goes, “You can’t change what you don’t acknowledge.” At least, if we acknowledge the historical and contemporary truth, we can be part of the solution. Thus, it is in the spirit of honor and celebration of the Romani people that this book is written.



Photo: 2 A group of Gypsy prisoners, awaiting instructions from their German captors, sit in an open area near the fence in the Belzec concentration camp, circa 1940. Photo courtesy of the United States Holocaust Memorial Archive.

Gypsies do not consist of just one ethnic group. In fact, there are four major ethnic groups that are referred to as gypsies in North America, although they may not refer to themselves as such. For example, the Black Dutch are gypsies from Germany, generally referred to in the literature as Chikeners. They are known as horse traders and basket makers, and some of them continue to provide baskets to Amish and Mennonite communities. The Ludar are Romanian gypsies who specialized as animal trainers and show people. The Rom are from Serbia, Russia, and Austria-Hungary and specialized in coppersmith and developed fortune telling businesses in urban areas. Most of the literature written about gypsies focuses on this particular population. The Romnichel, also referred to as English Gypsies, worked first as horse traders, then as basket makers, makers of rustic furniture, and fortune tellers. In addition to these groups, there are the Hungarian gypsies, the Irish Travelers, and the Scottish Travelers. According to the Gypsy Lore Society, the present populations of North American Gypsies and Travelers date from immigrations of 1850 and thereafter.

What is Gypsy Magick?

No matter their origin, gypsies are best known for their psychic prowess, their gift for fortune telling, and the ability to attract good fortune or bring about a curse. There are four popular types of gypsy fortune telling (Dukkerin'). These are palm reading, tea leaves, crystal

gazing, and cards. There are a number of good books on these topics available.

Gypsy magick indeed reflects a lifestyle. It is not just about spells, reading tea leaves, and fortune telling. Most of the magick reflects strong ties to nature, elemental spirits, and the planets. Gypsy magick requires complete faith in the magick at hand; it must be accepted as a natural part of human existence. Gypsy magick can be considered folk magick in that it is based on simple principles and rituals and does not require any kind of fancy occult paraphernalia.

To practice Gypsy magick, you must recognize the power of the Universe. You must develop your confidence in your own personal power, and cultivate a respect for the environment and all living things. Learn to live in the moment, and break free from material things. In other words, don't spend your time worrying about how much you can accumulate, and don't let it get to you when you experience a loss of something material. Stuff is only stuff, but magick is harmony, and magick is power.

The spells contained in this book were compiled from a variety of sources, which are listed when known. I hope you enjoy them!



Photo: 3 Happy Romanies, n.d., public domain.

Chapter Two: Gypsy Spells

Spell for Attracting Business

This spell is designed to give the self-employed some much needed economic relief. For this spell you will need:

- Handful of fresh basil
- 3 lodestones

Directions:

1. Pour a cup of fresh basil into your bath water.
2. Add 3 lodestones to the bath.
3. Soak in the bath for 20 minutes.
4. Drain the bath, keeping a cup of the infused water and the lodestones.
5. Carry the lodestones with you or keep them where you do the majority of your work, such as your computer desk, artist studio, etc...).
6. Put the water in a spray bottle and spray the lodestone-infused water over the entrances and thresholds of your business area, as well as in corners, behind doors and anywhere else you would cross or where the energy could be stagnant.

Alternately, you can place the basil, lodestones and 3 cups of water in a non-metal container for 3 days instead of taking a bath. Then, proceed with steps 5 & 6. ³

Old World Prosperity Spell

At the full of the moon, place three coins beneath your skirts and take them, hidden, to where the oak tree grows. Press each to the tree's rugged armor, drawing the power of the strong tree to your will. It will give gladly.

Take the three coins and spend them as quickly as you can, but only on that which brings you joy or makes you smile.

Four times (once a week) visit the tree so that you may reconnect with the coins wherever their travels have taken them.

At one month's end, your coins will have gathered energy and multiplied themselves many times over, bringing you the desired increase in prosperity.

Gypsy Spell to Get Rid of a Pesky Suitor

This is a good spell for getting rid of an unwanted suitor. Take a small square of paper and write on it the name of the annoying would-be lover. Use black ink for this. Many Gypsies also say that it is

³ From: <http://www.gypsygirlpress.net/gypsymagickk/index.html>

best to use one of the old "dip" pens and ink, rather than a modern ballpoint, but you could experiment. Let the ink dry; don't blot it. Then light a white candle and burn the piece of paper in its flame while thinking of the person running away from you. Catch the ashes in something (burning the paper over an ashtray is a good idea) and carry them out to a hillside (you can do this by putting them in a small plastic bag, similar). There you must place the ashes on the upturned palm of your right hand and hold it up, saying:

Winds of the North, East, South and West,

Carry these affections to where they'll be best.

Let her/his heart be open and free,

And let her/his mind be away from me.

Then blow on the ashes so that they scatter to the winds.⁴

Spell To Deter an Unwanted Visitor

To avoid being revisited by an unwanted visitor, sprinkle salt around the premises immediately after they leave. Salt has purification and protection properties, and can ward off evil and negativity.

⁴From Gypsy Love Magick by Raymond Buckland, 2002



Photo: 4. Gypsy Fortune teller

Spell to Bring Happiness

Light an orange candle and place a bunch of St. John's Wort flowers beside it. Make a wish, and then hang the bunch of flowers over you main entrance way into your home. Leave the candle to burn out on its own. It will bring your wish and ward off evil too.

Spell To Remove a Problem

Write the problem on the sole on the sole of an old shoe. Put the shoe on, stamp on the problem three times, then take the shoe off and burn it in a fire.

Spell To Remove a Problem (2)

Write your problem on a piece of paper. Dig a hole, place the paper inside, and bury it along with a piece of iron, copper and some zinc.

Spell to Make Your Lover Go Away

This spell is best performed on a Friday during a waning moon! Light a new blue candle, and then ring tiny bells three times. Draw a circle on a clean white sheet of paper to represent the sun and to the left of the circle, write the unwanted lover's name and a crescent moon curving towards the left. This represents the waning moon.

Stain the paper with some squeezed juice from an apple. Fold the paper in half, then in quarters, imagining you are folding up the love you shared.

Burn the paper in the candle, and then place the ashes on a clean white dish. Put your finger in the ashes and write the unwanted lover's initials on your forehead. Divide the ashes into seven parts and

sprinkle the ashes on seven more pieces of clean white papers. Fold the papers into envelope shapes, and seal them with the wax, while visualizing a peaceful ending. Bury the papers in the garden.

Spell to Get Rid of an Unwanted Lover

Some people are wooed by persistent would-be lovers, those who won't take no for an answer and who won't leave them alone. This is the ideal spell for such a situation. It should be done during the waning cycle of the Moon - that is, after the Full Moon and before the New Moon. Have a roaring fire going, then go outside and pick up two handfuls of dry Vervain leaves (you can place them on the ground ahead of time, if necessary.) As you pick them up, shout out the name of the one you wish to be rid of. Turn and go into the house (or cross to the fire if this is all done out in the open) and fling leaves onto the fire with the words:

*"Here is my pain;
Take it and soar.
Depart from me now
And offend me no more."*

Do this for three nights in a row. You will hear no more from the unwanted ones.⁵

Gypsy Spell for Protection

The Gypsies placed great value in the power of cards. This simple spell was used to protect the family from those wishing them harm. On the face side of the ace of spades, the person's name is written in red ink. On top of this, place a black candle and 3 crow feathers.

At midnight, before the Moon turns new, light the black candle and chant the following:

*"Let there be no delusion,
You are bound by confusion,
I now send your way,
Far from me you shall stay."*

When the candle has burnt out, bind the card with red and black thread. Take to the nearest crossroads and bury. The intention is to cause confusion in the victim's life so he/she will no longer bother you.

⁵From Gypsy Love Magick by Raymond Buckland, 2002

Gypsy Protection Spell

This spell can be used to improve the health of an elderly person as well as to keep harm away from someone who is housebound.

Take a horseshoe or an iron nail and bless it by immersing it under a full moon in salt water. Bury it in the garden of the person, or in a pot. Make sure the tip is sticking out a little, to act as a conductor to disperse the energy. Saying while you bury it...

*I'll health I do tell,
Run through this iron,
(name) is free and well)*

Gypsy Spell to Attract the One You love

On a Friday evening, light a white candle and place it in a glass holder. Imagine that the flame is a bright flame of love burning within your lover's heart, and the candle holder is your lover's torso. As you stare into the flame, will the flame to rise. Your own passion will make it happen, and when it does, think of your emotions pouring into the flame. Think positively of your lover and draw him or her into the warmth of the candle's flame as it rises and diminishes. Say the following:

May this flame of passion burn within your heart.

From me, you will not part.

Let the candle to burn out. Repeat the spell on consecutive nights until you receive the communication from your lover that you desire.

Spell To Find a Lover

On the day of the new moon, cut out a red heart from paper. If you have a rose, use a fallen petal that is heart shaped. Take a clean sheet of white paper and with a pen no one else has used, write the following:

As this red heart glows in the candlelight,

I draw you, lover, closer to me this night.

Then bath and change into nightclothes. When you're ready, light a red candle and read the spell out loud. Hold the heart in front of the flame and let the candlelight shine upon it.

Then place the heart and spell in a new envelope, and seal it with wax from the candle. Conceal the envelope and leave it undisturbed for one cycle of the moon. By the time of the next new moon, there should be love in your life.



Photo: 5. Gypsy wagon, n.d., public domain.

Gypsy Love Herbs

Many Gypsy women have enjoyed the fruits of long-lasting love by reciting this charm while mixing rye and pimento into almost every dish. While stirring in these amorous herbs, recite:

*"Rye of earth, pimento of fire,
Eaten surely fuels desire.
Serve to be whose love I crave
And his heart I will enslave".⁶*

⁶ From "Witch's Brew Good Spells for Love" by Chronicle Books

Attraction Love Spell

This is when you have a lover but he or she is not as attentive as you would wish. You know they love you but...

Sit before a dying fire and gaze into it, clearing your mind of all but thoughts of your lover. Have a small basket of laurel leaves between your knees. Keeping your gaze fixed on the fire, dip your left hand into the basket, take out a handful of leaves, and toss them onto the fire. As they burst into flames, chant out loud the following:

*“Laurel leaves that burn in the fire,
Draw unto me my heart’s desire.”*

Wait until the flames have died down and then repeat the action. Do it a third time. Within 24 hours your lover will come to visit you.⁷

Key to the Heart Spell

It is considered very lucky to find a key. Any sort of key is lucky, but an antique one is especially so. As with the finding of something red, there are words to say at the time of finding it:

The key to your heart lies on the ground

⁷From Gypsy Love Magick by Raymond Buckland, 2002

*The key to your heart has now been found
I lock up your love with the heart of my own
I'll guard it forever with the love I have shown.*

As you say these words, think of the one you love and of the two of you being together forever. Sleep with the key under your pillow for nine nights, carrying it with you during the day. It may then be put in a place of safety. ⁸

Love Pendulum

The pendulum can be used for many things: finding lost objects, discovering hidden treasures, divining water, communicating with spirits of the dead, diagnosing illness and prescribing medicine...all these and more. Gypsies use the pendulum quite a lot. One of the uses to which they put it is in determining whether or not a particular lover is the right one for you.

The pendulum itself should be a ring suspended on a length of red silk thread or ribbon. Many girls use their mother's wedding band for the ring. The only other thing you need is a connection with the one you are wondering about. This can be an article of his or her clothing, a handkerchief, a watch, ring, or other piece of jewelry, a photograph, or anything similar that has a direct link with the person.

⁸ From Gypsy Love Magick by Raymond Buckland, 2002

Simply sit with the object, photograph, or whatever in front of you and hold the pendulum over it. It doesn't matter whether or not your elbow rests on the table, but hold the thread so that the ring is suspended about an inch or so above the object. Allow seven inches of the thread between your fingers and the ring.

Concentrate your thoughts on the person you are wondering about. Is he/she the right one for you? Think of all their good qualities, and their bad. Then say:

Av, ml Romani mal,

Pawdel dur chumbas.

Av kitane mansa?

This little verse in Romanes (the Gypsy language) can be roughly translated as "Come my Gypsy friend, over the hills so far away. Will you come along with me?" Repeat it, saying it three times in all.

As you say the verse the pendulum will start to swing. If it swings backwards and forwards, towards you and away from you, then it means "yes," that person is the right one for you. But if it swings from side to side, across you, then it means "no," they are not right for you. With some people the pendulum may swing in a circle, rather than

backwards and forwards. If it does, then clockwise means "Yes" and counterclockwise means "no".⁹

To Find Out if you will Marry your Lover

To find if the one you love will become your spouse, do the following:

In the morning, as soon as you arise, peel a small lemon. Keep two equal pieces of the peel, each about the size of a half-dollar. Place the pieces with the insides together and the peel sides out, and put them in your right-hand pocket or in your purse. Leave them there all day.

At night, when you undress for bed, take the peel from your pocket or purse and rub the legs of the bed with it. Then place both pieces of the peel under your pillow and lay down to sleep. If you dream of your love, then you will surely marry him/her.¹⁰

Courage to Love Spell

This is an interesting spell. It does not interfere with another's free will. All it does is give them the courage to state what is on their mind. It is done when you feel very strongly that the person is in love

⁹ From Gypsy Love Magick by Raymond Buckland, 2002

¹⁰ From Gypsy Love Magick by Raymond Buckland, 2002

with you but that they hesitate to say so. If it turns out that they are not in love with you after all, then it simply won't work, so that's why it doesn't exert undue pressure.

This should be done at the same hour on seven consecutive Fridays, ending on the one closest to the Full Moon (before the moon reaches full, not just after).

Take a pink candle and mark six rings around it, at equal distances apart. This will give you seven sections of a candle. Light the candle and call out the name of the one you think loves you. Then say:

Gana, be with me in all that I do.

Gana, please bring me a love who is true.

Give him (her) the strength to put into words

His (her) feelings, and sing like the song of the birds.

Think about the person for a few moments - think of them coming to you and declaring their love then repeat the chant. Keep doing this until the candle has burned down to the first line. Then extinguish the candle (by pinching it out, never by blowing) and put it away till next week. On the final week, keep it up until the candle burns itself out.¹¹

¹¹ From Gypsy Love Magick by Raymond Buckland, 2002

Draw a Lover to You

This spell is to draw someone to you. No names, though you can certainly specify the type of person, e.g., "a dark, six-footer, with a sense of humor and an interest in hang-gliding," or whatever.

The two favorite semiprecious "stones" of the Gypsies are jet and amber. Of course neither one is truly a stone. Jet is an organic product: bituminous coal that can be polished. Amber is the fossilized, hardened resin of the pine tree *Pinus succinifera*, formed during the Cretaceous period (about 50 million years ago). For this spell you need a piece of amber, and it should (for best results) be a piece with an insect inclusion. If not available, then any piece of amber can be used.

This should be done on a Friday, first thing in the morning when you rise and before you do anything else. Take a piece of amber and hold it in your (closed) left hand. Hold the hand over your heart, close your eyes, and concentrate your thoughts on the type of person you want to attract to you. See him or her in as much detail as you can: height, weight, eye and hair coloring. Think of the interests, sports, activities, you would like them to have. Then see the two of you together, walking hand in hand.

Now kiss the amber and place it in a piece of pink or red silk and wrap it up securely. Carry that with you at all times for the next seven days, sleeping with it under your pillow. Every morning repeat the holding and visualizing, though hold it still wrapped in the silk;

don't unwrap it. By the seventh day you will have met something just like the person you have been wishing for.¹²

Gypsy Willow Twigs Thief Spell

If a man who is seeking for stolen goods finds willow twigs grown into a knot, he ties it up and says:--

"Me avri pçándáv çoreskro báçt!"

"I tie up the thief's luck!"

There is also a belief among the gypsies that these knots are twined by the fairies, and that whoever undoes them undoes his own luck, or that of the person on whom he is thinking. .

Gypsy Willow Knot Love Spell

Willow-knots are much used in love-charms. To win the love of a woman, cut a willow knot, put it into your mouth, and say:--

"T're báçt me çáv,

T're baçt me pijáv,

¹² From Gypsy Love Magick by Raymond Buckland, 2002

*Dáv tute m're baçt,
Kána tu mánge sál."
I eat thy luck,
I drink thy luck
Give me that luck of thine,
Then thou shalt be mine."*

Then, secretly hide this knot in the bed of the one you long for.

Gypsy Blade of Glass Love Spell

This charm is similar to the previous spell. The lover takes a blade of grass in her mouth, and turning to the East and the West, says:--

*"Kay o kám, avriável,
Kiya mánge lele beshel!
Kay o kám tel' ável,
Kiya lelákri me besbar."
"Where the sun goes up
Shall my love be by me
Where the sun goes down
There by her I'll be."*

Then the blade of grass is cut up into pieces and mingled with some food which the target must eat, and if they swallow the least bit of the grass, they will be *gewogen und treugesinnt*--moved to love, and true-hearted.

Gypsy Foot Track Magick Spell

If you are in love with someone who hasn't yet noticed you, find a foot-print of your target, dig out the earth which is within its outline, and bury it under a willow tree. While doing this, chant:

*"Upro pçuv hin but Pçuvá;
Kás kámáv, mange th' ávlá!
Bárvol, bárvol, sálciye,
Brigá ná hin mánge!
Yov tover, me pori,
Yov kokosh, me cátrá,
Ádá, ádá me kaman!"*

*"Many earths on earth there be,
Whom I love my own shall be,
Grow, grow willow tree!
Sorrow none unto me!
He the axe, I the helve,*

*He the cock, I the hen,
This, this (be as) I will!"*

Gypsy Love Charm to Get a Woman

The following is a love charm known far and wide for belonging to the ancient black witchcraft tradition. When dogs are mating, the lover suddenly covers them with a cloth, if possible, one which is afterwards presented to the girl whose love and affection is sought. While doing this say:

*"Me juklo, yoy jukli,
Yoy tover, me pori,
Me kokosh, yoy cátrá,
Ádá, ádá, me kamáv!"*
*"I the dog, she the bitch,
I the helve, she the axe,
I the cock (and) she the hen,
That, that I desire!"*

Gypsy Red Amulet Spell

This spell takes advantage of something that is happenstance. If you happen to find a piece of red ribbon, tape, or red stuff of any kind, pick it up and carry it as a love drawing amulet. When picking it up

from the ground, you must make a wish for the love of some person, or if you have no particular desire for any one, you may wish for luck in love, or a sweetheart.

Gypsy Gold Amulet Spell

This is another spell that takes advantage of something that is happenstance. If you happen to find a piece of yellow ribbon or flower, especially if it is floating on water, pick it up and carry it as a gold drawing amulet. When picking it up from the ground, you must make a wish for the gold, or if you have no particular desire for gold, you may wish for jewelry or money.

Gypsy Silver Amulet Spell

This is yet another spell that takes advantage of something that is happenstance. If you happen to find a white object, pick it up and carry it as a silver or peace drawing amulet. When picking it up from the ground, you must make a wish for the silver, or if you have no particular desire for silver, you may wish for peace or reconciliation with enemies.

Gypsy Lucky Key Spell

Very old keys are valuable amulets. It is lucky for love to find a key. Those who carry them will learn secrets, penetrate mysteries, and succeed in what they undertake.¹³

Unlucky Days for Gypsy Love

According to the Gypsies, the following days are considered to be unlucky for Love. Don't start a relationship, get married, etc. on these dates:¹⁴

MONTH	DAYS
January	1, 2, 6, 14, 27
February	1, 17, 19
March	11, 26
April	10, 27, 28
May	11, 12

¹³ From *Gypsy Sorcery and Fortune Telling* by Charles Godfrey Leland (1891).

¹⁴From *Gypsy Love Magick* by Raymond Buckland, (2002).

June	19
July	18, 21
August	2, 26, 27
September	10, 18
October	6
November	6, 17
December	5, 14, 23

Spell to Stop Eating Sweets

This spell makes it amazingly easy to stop eating sweets. Take a piece of cake, a cookie, or a chunk of chocolate, or whatever sweet you are finding hard to resist. Bury it in a pot or in the garden and plant three cloves of garlic on top. By the time the garlic has grown, your craving will be gone.

Spell To Cure A Bad Habit

To help yourself or another to give up smoking, nail biting, or any other unwanted habit, first find nine strands of hair belonging to the afflicted person, and wind them around an iron nail. The nail

should then be hammered into a wooden post. The habit is believed to fade away as the nail rusts.

Gypsy Healing Spell

Take a coin you have found on the ground and put a pinch of salt on it. Then transfer the salt into a small amount of boiling water, and let it dissolve. When the water has cooled, use the coin to flick the saline solution onto the palms of the patient's hand and on the soles of his or her feet. Yet another traditional remedy uses candle magick. On a blue candle, use a pin to inscribe from the base to the tip the name of the ill person. Pierce the candle with the pin and leave it there. Let the candle burn down and extinguish itself, and keep the pin for future spells.

Spell to Remove A Headache

Rub your forehead with a stone and then cover the stone with soil. The ache is believed to be absorbed by the soil.

Alternately, you can rub a headache away by rubbing a horseshoe or piece of iron on your forehead.

Another method is to lie down and place a quartz crystal on your pillow. If you can't lie down, try holding a piece of quartz crystal to your head for a few minutes to relieve the symptoms.

Spell to Increase Health and Vitality

A quartz crystal emits a frequency of energy, a vibration. Romanies are known for using crystal balls for clairvoyance, but they also use quartz rock crystal for healing. If you have a quartz crystal, first wash it in warm soapy water and rinse it with running water. Then hold the crystal in both hands. Close your eyes and imagine being bathed in white light. Visualize the area of your illness and hold the crystal to that site. Imagine a stream of light flowing from the crystal and bathing the area in its pure rays. Place your crystal under your pillow while you sleep.

Gypsy Spell to Get Pregnant

Don't do this spell unless you really want to have children!
Note: if you do not have a stable relationship or home life -this spell will not work! You will need the following items:

- Tarot cards – Ace of wands, 10 of cups, the SUN
- Something for a baby you bought specifically for this ritual (a bib, a small blanket...etc.....)
- 9 red candles.

Light the candles and lay out the tarot cards one by one. Visualize yourself finding out your pregnant - staring at a positive pregnancy test. Repeat the following:

“With these cards and with this spell- I call upon the good and helpful powers. I desire to start a family - I desire energy and love to continue. This small item (hold up the baby item) is the token of the commitment we are ready to make. We are ready to love our children - we are ready to teach our children and we are ready to have our children.

So it is - so it shall be!”

Seal this spell with kisses and hugs followed by lots of passionate lovemaking. 15

Gypsy Tree Spell for Empowerment

Sit with your back against a strong tree when you’re tired out or are feeling ill. You sit until the bark pressing into your back no longer feels like pain, and you feel yourself sinking back into the tree’s flesh. Then feel the power of the earth being drawn up through the tree’s roots, nourishing not only the tree, but filling your body as well. Soon you’ll feel a powerful vitality flooding through you, and when you rise to your feet again, you’ll find that you’re ready to conquer anything!¹⁶

¹⁵From the now defunct spell.com

¹⁶ From: <http://www.caradorian.com/library/treatises/arcane/gypsytreemagickk.html>

Gypsy Truth Spell

Lie beneath a tree with a question in your head. Let yourself drift into a quiet wondering, the question always in your mind, and then focus on the wind moving through the tree's leaves. After a time, it is said that the stirrings will resolve themselves into softly spoken words, and the answer to your question will be made clear.¹⁷

Spell To Dream of your Future Spouse

One way to determine whom you will marry is to use a bowl of water and a flat stick. The bowl should be earthenware and should be filled at least half full of water that has been taken from a flowing stream. A flat stick or piece of wood is then laid across the bowl, from one edge to the other. This represents a bridge over a river or stream.

On the night of a Full Moon, place the bowl of water and stick underneath your bed. Just before you sleep, concentrate your thoughts on an actual footbridge over a stream. Tell yourself that you will dream of it that night. Not only will you dream of the bridge, but you will dream of yourself crossing the bridge and, halfway over, falling off into the water. But you have no fear, someone will come and rescue you.

With these expectations, built up in your mind throughout the day and then reinforced just before you sleep, you should have no

¹⁷ From: <http://www.caradorian.com/library/treatises/arcane/gypsytreamagickk.html>

trouble actually having that dream. The trick then is to remember when you wake who it was who came to your rescue and pulled you from the water. That person is your future spouse.¹⁸

How to Foretell Your Wedding Day

This old custom for finding whether or not you will be married within the coming year is performed on New Year's Eve. The enquirer takes an old shoe and throws it up in to the branches of a willow tree. If the shoe of falls to the ground again, there will be no wedding within 12 months. But if it catches in the branches and does not fall, then there will be a wedding within the year.¹⁹

Gypsy Beauty Recipe

Astringents are used to remove excess oil from the skin. In addition, they tone the skin and help prepare it for moisturizing. While they are especially appropriate for oily skin, any type of skin can benefit from using the pore-tightening effects of an astringent.

¹⁸From Gypsy Love Magick by Raymond Buckland, 2002

¹⁹ From Gypsy Love Magick by Raymond Buckland, 2002

This wonderful astringent lotion has been hailed as the first herbal product to ever be produced and marketed. Legend has it the early Gypsies formulated it and claimed it to be a cure-all. Whether or not it is I hardly know, but I do know that it is an excellent astringent for the face (both rose water and witch hazel are light astringent tonics) and a great rinse for dark hair.

I think in some ways it is one of the world's finest cosmetic formulas. It combines gentle, common herbs in a masterful way; it's easy and inexpensive to make, and very versatile. The Gypsies claimed it was good as a hair rinse, mouthwash, headache remedy, aftershave, foot bath, and who knows what else! I have seen this same formula bottled in exotic little bottles and sold in expensive department stores for a fancy price. You can make it for the cost of a few herbs and a bottle of vinegar.

6 parts lemon balm

4 parts chamomile

1 part rosemary

3 parts calendula

4 parts roses

1 part lemon peel

1 part sage

3 parts comfrey leaf

vinegar to cover (apple cider or wine vinegar) rose or witch hazel extract

essential oil of lavender or rose (optional)

1. Place all herbs in a wide mouthed jar. Add enough vinegar to come about an inch or two above the herb mixture. Cover tightly and let sit in a warm spot for two to three weeks.

2. Strain. Reserve the liquid. To each cup of herbal vinegar add 1/2 - 1 cup of rose water or witch hazel. Add a drop or two of essential oil, if desired. Rebottle. This product does not need to be refrigerated and will stay preserved indefinitely.²⁰



Photo: 6. Mazang gypsy woman.

²⁰ Excerpt from *Rosemary Gladstar's Herbs for Natural Beauty*, by Rosemary Gladstar. Copyright (c) 1999 by Rosemary Gladstar

Chapter Three: Good Luck Talismans

No book about gypsy magick would be complete without a section on good luck talismans. Everyone wants to have good things happen in their lives, and creating and using gypsy good luck talismans is one way of aligning your wishes with universal forces and making it happen.

Gypsies use a variety of symbols as talismans from their own cultures as well as borrowing from others. Icelandic runes make excellent talismans, as do Celtic, Hindu, and other occult symbols. In addition to using these symbols for good luck talismans, they also create special talismans called *duk rak*. These function as psychic and spiritual barriers for your home. However, what really makes a talisman effective is the manner in which it is made. Gypsies create talismans with focused intent, and you should too, if you want your talismans to be as powerful and effective as possible.

How to Make Talismans

The following method is just one way to make a talisman utilizing gypsy traditions. Note that gypsy talismans are usually kept in small cloth bags that are in the color appropriate for the purpose. This is not unlike the mojo bags of hoodoo and medicine bags of the Native Americans. Below is a list of colors, their associated planets, days, and meanings:

Violet – Mercury; Tuesday; spirituality; study, communication, inspiration

Indigo – Saturn; Saturday; esoteric ideas, calmness, study, intuition

Blue – Jupiter; Thursday; luck, success, wealth, honor, religious inspiration

Green – Jupiter; Thursday; wealth, luck; success, harmony, sympathy

Yellow – Sun; Sunday; health, success, luck, intellect

Orange – Mars, Tuesday; fighting, conflict, energy

Red – Venus; Friday; love, lust, beauty, friendship, life

Directions

To make a talisman, you will need to collect a smooth black stone or a slice of fruit wood. You will also need red paint to paint the symbol on the rock or wood. Red is a power color, and the stones and

wood are symbolic of the power of the earth. Alternately, you can draw the symbols on a piece of parchment paper.

Select a symbol that strikes a chord in your psyche. Wash your rock or wood in salt water prior to painting it. Then, paint the symbol on the stone or piece of fruit wood. When this dries, paint it again with a sealant.

On a small table, drape a white cloth and arrange three white candles in a triangle configuration. Place a bowl of water to which you have added salt and essential oil to the right, and place some incense to the left. Place your talisman in the center. Take a few minutes to focus your thoughts on the power you wish your talisman to possess. Take the talisman and pass it through the candle flames three times and through the smoke of the incense three times. Put it back in the center of the triangle and using your fingertips, sprinkle a little water on the talisman three times.

As you sprinkle the talisman with water, say the following:

I call upon the universal forces, the power of the elements of the earth, and the power of the four directions (here you may also petition any deity or spirit force you desire). Hear my request and bring power to my purpose and intention.

Fill this talisman with your power. May it bring limitless joy, good luck, protection, and success for me (or whoever you are making it for).

Now you can speak to the universal forces and your chosen deity about that which you need from the talisman. When you are done, name your deity by name and say:

(Name), thank you for bestowing your great power and blessings into this talisman. May we part in love and light now and always. So be it.

Now you should place your talisman into a cloth bag made of the appropriate color and anointed with the appropriate essential oil.

Lucky Symbols

Here are a few symbols that are commonly used as talismans to attract luck. Feel free to copy and use these or find and create your own to make your good luck talismans.



- 1. This symbol combines Aquarius for winter and air with Uranus symbology. Use it to attract prosperity.**



2. This is the zodiac sign for Taurus and earth. Use it to attract prosperity.



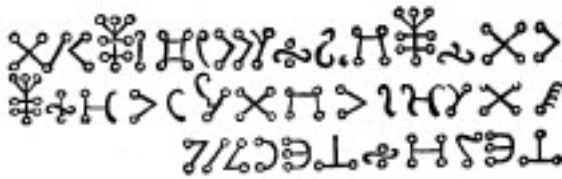
3. This is the zodiac sign for Leo representing summer and fire. Use it to attract prosperity.



4. Zodiac sign for Scorpio representing autumn and water. Use it to attract prosperity.



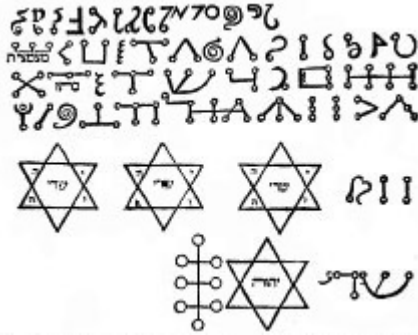
5. The Nefer amulet is an Egyptian amulet used to attract strength, happiness, and good luck.



6. Hebrew amulet for luck and friendship.



7. Viking rune to attract balance and joy.



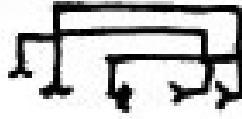
8. Hebrew amulet for protection against enemies and injuries against deadly enemies.



9. "Gibo Auija" Viking rune for good luck.



10. Viking rune for good health.



11. This is the seal of Bethor, one of seven planetary angels. Use it to attract wealth and the friendship of kings and important people.

Chapter Four: Gypsy Wisdom

English Gipsies and Their Language, by Charles G. Leland, [1874]

The following is a bit of gypsy folk wisdom. These stories are taken from *English Gipsies and their Language* by Charles Leland (1874). Each tale has a moral to it.

How a Gipsy Saved a Child's Life By Breaking a Window

On a day (or once) a Gipsy was playing at cockshy, and he threw a stick through the window of a great house and broke the glass. Came the policeman and said, "You must answer (or pay) for the glass." But when they went into the house, they found the stick had killed a mad dog that was going to bite the child (boy). So the lady gave the Gipsy a gold watch and a good horse.

But every stick that breaks a window does not kill a dog.

The Gipsy Story of the Bird and the Hedgehog

On a day a hedgehog met a bird in the field, and the bird told him, “Do not go around by the right hand, or the hunters’ horses will trample you dead in the dirt; and if you go around by the left hand, there’s a Gipsy tent, and the Gipsies will eat you.” Said the hedgehog, “I’d rather go with the Gipsies, and be eaten by folk that like me, than be trampled on by people that despise (literally, look black upon) me.”

It is better for a real Gipsy to be killed by a Gipsy brother than to be hung by Gorgios.

A Story of a Fortune Teller

Once a little Gorgio put on a woman’s gown and went to an old Gipsy mother to have his fortune told. And she told him, “You’ll marry a Fair Man with black eyes.” Then the young man gave her a sixpence and said, “If this sixpence were as big as the lie you told me, you could fill all hell with silver.” But, stop a bit! after a while—maybe in a week, maybe a month, maybe in a year, maybe the other day—he married a girl by the name of Fair Man, and her eyes were as black as my sweetheart’s.

There are always two sides to a prediction.

How the Royston Rook Deceived the Rooks and Pigeons

On a day a Royston rook went among the crows (black birds), and they asked him, "Where did you steal your white coat?" And he told (them), "I stole it from a fool of a pigeon." Then he went among the pigeons and said, "How are you, brothers?" And they asked him, "Where did you get those black trousers and sleeves?" And he said, "I stole 'em from those wretches the rooks."

Half-breeds call themselves Gorgio among Gorgios, and Gipsy among Gipsies.

The Gipsy's Story of the Gorgio and the Rommany Chal

Once upon a time a Gorgio said to a Gipsy, "Why do you always go about the country so? There is 'no good' in what does not rest (literally, stop here)." Said the Gipsy, "Show me your money!" And he showed him a guinea, a sovereign, a half-sovereign, a half-guinea, a five-shilling piece, a half-crown, a two-shilling piece, a shilling, a sixpence, a fourpenny piece, a threepence, a twopence, a penny, a halfpenny, a farthing, a half-farthing. Said the Gipsy, "This is all bad money." "No," said the other man; "it is all good and sound. Toss it in your hand and hear it ring!" "Yes," replied the Gipsy. "You told me

that only bad things *keep going*, and this money has gone all over the country many a time.”

All men are not like trees. Some must travel, and cannot keep still.

How the Gipsy Bribed the Policeman

Once on a time a Gipsy stole a turkey, and then met a policeman on the road. “Where did you steal that turkey?” asked the policeman. “It’s no turkey; it’s a goose that I bought in the town to give you.” “Fact,” said the policeman, “it *is* the finest goose I ever saw. Where *did* you buy it?”

Yes, many’s the time I have given a shilling (three fourpence) to a policeman to let me pitch my tent with the children.

How a Gipsy Lost Threepence

Once a poor man sat down to make threepence-worth of skewers for a butcher. There came along a gentleman, who said, “Hold my horse, and I’ll give you a sixpence.” While he held the horse a lady said to him, “Carry this basket to my house, and I’ll give you a shilling.” So he got a boy to hold the horse, and said to him, “You shall have half the money.” Well, as he was carrying the basket and hurrying along fast across the road he saw a gentleman, who said, “If you’ll go to the house and bring my dog to me, I will give you half-a-crown.” So he got another boy to carry the basket for half the money, while he went for

the dog. Going along, he saw a rich farmer, who said, “Come and help me here to get my cow out of the ditch, and I’ll give you five shillings.” So he got it. But at the end of the day, when he was counting his money, he said, “What a pity it is I lost the threepence I might have got for the skewers!” (literally, meat-woods.)

A man must always put the grain in the ground before he can cut the harvest.

The Story of the Gipsy’s Dog

On a day a poor man had a dog that used to steal things and carry them home for his master—meat, money, watches, and spoons. A gentleman bought the dog, and made a great deal of money by showing him at fairs.

Where rich men can make money honestly, poor men have to steal.

A Story of the Prizefighter and the Gentleman

On a time a prize-fighter was to fight, and a gentleman asked him, “Will you sell the fight” (*i.e.*, let yourself be beaten) “for twenty pounds?” Said the prize-fighter, “Will you let me break your leg for a hundred pounds?” “No,” said the gentleman; “for if I did, I should never walk well again.” “And if I lost a fight,” said the prize-fighter (literally, master, doer), “I could never ‘run’ again.”

Credit is better than money.

Of the Gentleman and the Old Gipsy Woman

On a time a Gipsy mother at the fair asked a gentleman to give her a shilling for luck. And he gave it, and asked her, “If I lose my money a-betting on the horses, where will my luck be?” “My fine gentleman,” she said, “the luck will be a shilling’s worth with me and my children.”

Luck that is paid for is always somewhere (literally, there).

The Gipsy Tells of the Cat and the Hare

Once the cat went to see her cousin the hare. And there came a hunter, and the cat scrambled up the hill, further up, up a tree, and there she found a bird’s nest. But the hare ran down the hill, far down into the country.

Bad luck sends a poor man further down, but it causes a great man to rise still more.

Of the Girl That Was to Marry the Devil

On a day a Gipsy mother told a girl’s fortune, and said to her that a dark (black) gentleman loved her. But when the woman demanded her money, the girl said, “Old mother, I haven’t got a

halfpenny to give you. But tell me the name of the dark gentleman.”
Then the mother roared out, very angry, “Devil is the name of your
sweetheart, and he is black enough.”

If you cheat old women you will catch the devil.

Finis •

P'aves Baxtalo/Baxtali!

("pah-vis bach-tah-low/bach-tah-lee")—

May you be lucky!