



astateofmind

TALISMANS AMULETS & MAGICAL SYMBOLS

A SHORT GUIDE TO
CREATING, USING AND
DESTROYING TALISMANS
AND AMULETS

BY
NATHANIEL

A State of Mind's

Talismans, Amulets & Magical Symbols

First Edition

Copyright © 2011 Nathaniel
Creative Commons (cc) By-Nc-Sa 3.0 2013 by Nathaniel

Published by A State of Mind, Wrocław 2011, Poland
A result of self-publishing efforts, design and DTP by Nathaniel
Illustrations: [aHighway](#) / Website: [astateofmind.eu](#)

ISBN 978-83-931471-2-0

Written by non-native English speaker who decided to learn this beautiful language.

Additional Credit:

A State of Mind's Logo Font – Fertigo, by
Other cover fonts include: Optimus Princeps by Manfred Klein

Introduction to Free Edition

On the second day of October, 2013, this e-book has been released for free – and as such, it can be shared, because it's now licensed as Creative Commons By-Nc-Sa 3.0.

My English skills were not perfect back in 2011, and I never used any grammar editors or copy editors back then, but even so, it should not be a problem to understand the content of this work.

It can be used as a reference work, it can be printed, shared and republished, as long as it agrees with the Creative Commons license.

Enjoy!

**DO YOU WISH TO OFFER
GRATITUDE?**



This work is free – to read, use, share, enjoy.

If you wish to offer your gratitude to me, and for some reason repay me for publishing this e-book, the best way to do so would be to send me a book gift. Here is my wishlist on Amazon.com

<http://www.amazon.com/registry/wishlist/ENCCGSECUWCT/>

And here is the address, to which you can send the gift:

**Wojciech Usarzewicz
os. Lesniczowka 31
34-350 Wegierska Gorka
POLAND**

Thank you for your gratitude!

Table of Contents

Introduction to Free Edition	3
Introduction	6
The Use of Knowledge	6
Short History of the Talismans	7
How Do The Symbols Work?	8
Creating & Destroying Magical Symbols	10
Dictionary of Symbols	24
A Spiral	26
Money & Success	27
Health	31
Love & Relationship	37
Happiness	40
Protection	46
Travel	48
War & Peace	51
Family	54
Meditation	56
Religion & Spirituality	60
Psychic Abilities	69
Magick & Occult Symbols	72
Mayan Symbols	83
Angelic & Hebrew Seals	90
Norse Runes	102
Summary	112
Resources	113
Glossary of Terms	113
Bibliography	114

Preface

After half a year of work (with some breaks), hundreds of hours of drawing, scanning, cropping, writing and putting it together, my e-book is done. I hope you will find it useful and educating. I'd like to say thank you to every supporter and reader of A State of Mind, and buyers of my previous e-books. You're making my dreams come true, so I could provide you with more knowledge each day.

Introduction

In the age of reason, knowledge, science and technology, magick is still popular among people, both young and old. For this day, people visit psychics, druids, shamans and others skilled in extraordinary arts of magical practices. One of the most popular elements of magick that is still very often used by many people, is the powerful mixture of talismans, amulets, sigils and other magical symbols. For this reason, I decided to combine most popular symbols from different parts of the world, and put them all within my another book, this time guiding you all during process of creation, charging, use and destruction of talismans and amulets.

Within this book you will find not just the tips and tutorials for detailed process of creation of magical symbols, but also techniques for charging them with elemental energies, creating your sacred space where all the objects will be created. You will also learn how to use magical objects, and finally, methods of destroying them without doing any harm to anyone or anything. Consider this guidebook as your introduction to White Magick.

And of course, you will be provided with images and descriptions of over 100 magical symbols, that you can use by yourself to attract wealth, spiritual development, love, success, money, relationship, gain protection or enforce your strengths. May this book will be your another step in learning the mysterious secret knowledge of our civilization.

The Use of Knowledge

Many people are afraid of using talismans, amulets or sigils because they have been taught that such symbols are dangerous, and they should be never used by Christians (or any different faith or religion). The very name “occult” is being feared by many, yet it is very important to understand for everyone, you do not have to dig deeply into the occult only because you want to use a talisman to attract some money.

All you need to do is to learn some of the basics that you can find in this work - these basics do not require you to change your faith or religion, sacrifice anything, drink blood or anything else you might have heard. Honestly, you don't have to practice anything if you don't want to - you can simply read over this e-book and decide for yourself if you want to dig into this subject.

I assure you - that I will explain how everything works, and I will present different points of view - it will be you that will have to decide what to believe. In most objective and simple to understand way, I'm taking you for a journey to the world of magical symbols. First, we're going to learn how the symbols work. Then we're going to learn how to create them, and finally we're going to learn the symbols themselves.

Short History of the Talismans

Talismans, Amulets, Sigils and other magical symbols are directly connected to occult practices and magick in general. They have been used for thousands of years in almost every single culture around the world. The origins of magical symbols can be found in caves of the ancient man, when you can see as simple paintings as spirals, that were meant to attract positive energies. Today, spirals are often used in "radionic devices" for neutralization of negative energies. Through ages, different cultures have designed their own set of magical symbols that had a meaning for these cultures. Continuing use of these symbols have charged them with esoteric energies and esoteric meaning, thus today, believing in symbol isn't required, the very presence of the symbol is what really turns the wheels.

Talismanic magick was quite popular among people from different ancient cultures like Egypt, and among secret occult practitioners of the Medieval Europe. Talismans and amulets were a tools for priests, occultists and normal people who just wanted to attract something, or protect themselves against negative events. For thousands of years, magical objects were being created by professionals – priests or occultists skilled in magical works. Today, you

can purchase talismans and amulets in esoteric on-line stores, but as I will explain later, this is not the best thing to do. Still, modern world is full of witches, psychics and occultists who are still using old practices to create powerful magical objects.

How Do The Symbols Work?

How does a talisman or any other magical symbol works? There are many, many theories trying to explain this. Here are just few of them, most popular. Just remember - it doesn't matter which theory you will agree with - talismans and amulets, and other magical symbols do work - and that's all you need to know.

- **The Energy Theory** - First theory is related to energy - so called "energy" sometimes referred as PSI, Ki, Chi, Prana etc. is a fuel for all magical activities. Why and how, nobody really knows. It is said that the talismans project specific types of energies that influence physical reality. This is happening because the symbols have been in use for thousands of years, and they have been charged with energies first. And now, we see the effects. In some magical workings such effect is called as "thought-form". A thought-form can be described as energy programming (like HTML programming in web development terms). If enough number of people believe in symbol to be working, a thought form is created, a specific pattern of thinking that is shaping the universe around us. Therefore, if you're using pretty old and pretty popular symbol, it really works because great numbers of people were using the symbol for many, many years. That is why often magical objects like talismans that are being created on production line in a factory, often provide some level of magical energy radiation. I remember doing a psychic reading on a Celtic earring, definitely one of thousands produced at single day and it did radiated with magical energies, proving to me that thought-form theory is correct.
- **The Shape Radiation Theory** - Another theory says that talismans owns specific shape radiation and it's related to Sacred Geometry.

Sacred Geometry is field of the occult sciences that says our Universe, everything in it is based on sacred shapes and geometrical figures and dimensions. Some objects that apply to most sacred shapes, generates specific energies that influence physical reality. This theory would be good, if it wouldn't be for some symbols that do work, but have nothing to do with sacred geometrical shapes. Still, even if we can't say that all magical symbols work because of Sacred Geometry rules, some part of these symbols is based on this field of occult science, thus explaining why some symbols work.

- **The Belief Theory** - Finally, the last theory says that talismans and amulets work only because the owner beliefs they work. And in reality, it is not the symbol that influence the reality, but our own mind and your own Will. Again, in case of some symbols this might really be the case. It is my personal belief that most of our life problems is caused by negative patterns that are caused by traumatic and emotional events from our life. Any magical symbols will therefore stand in the way of the our negative thoughts, creating positive effects.

In my personal opinion, all of above theories are correct, but only as whole - energy, shape and belief are important in the same way. Some magical symbols work because of the belief and specific intend. Some work because of shape radiation, and some work because the radiate with specific magical energies. But as I said - it doesn't matter how do symbols work as long as they work. Just believe in the symbol, and it will do the trick. Basically, nearly every single magical tradition is based on your mind and your intention – what you want the symbol to do, it shall do.

Creating & Destroying Magical Symbols

In this part of the book you will learn how to create, use, and then destroy magical symbols, step by step. I will not use the phrase “talisman or amulet” too often, instead, I will refer to your magical item as “the object” - to simplify terms.

Your Sacred Space

The very first step in creation of any magical symbol is choosing the place where it will be created, and know this, not every place is right for creation of magical items. Talismans or amulets can be created anywhere, depending on the need, yes, but the best place to create, charge and cleanse them would be something we call a Sacred Space. Sacred Space is a place meant only for magical purposes - creation of talismans, casting spells or even summoning spirits and something as simple as meditation. Such sacred spaces are widely popular around the world, perhaps more than you think so.

For example, a church is a sacred space, meant only for religious purposes. An occultist or witch can create such sacred space using single room in a house or flat, or even some abandoned building, or a cave. If you have a place for meditation purposes, then it's your sacred space as well. The place doesn't really matter as long as some rules are obeyed. Here the are:

- **The place must be quiet** - so you won't be disturbed. These days, most modern buildings are sound-proof to some degree, so you shouldn't have problems with that.
- **The place must be dark** - light isn't good for magical purposes. The only light allowed in your sacred space should be generated by candles.
- **The place must be used only for sacred space** - no other activity should be performed in the place.

Sacred Space is giving its user two things - first is simple, focus and concentration. With Sacred Space you can focus on performing your magical task without being disturbed in any way. Second thing is - the Sacred Space is increasing energy vibration. And magick is all about energy. When the place is used only for magical purposes, the energy is becoming more "magical", more sacred, and therefore, any magical activities performed in such place are giving better results. Even the candle light or incenses have a meaning here – they are putting your mind into specific mind state that is increasing the effects of your magical work.

How to Create Sacred Space

Now that you know what sacred space is and why you should use it, you can learn how to create it. First of all, you need to choose the room – it might be an attic or basement, or normal room in your house that is not used at all. Or it can be a house placed deeply in forest, or mountain cabin. The choice is yours, what really matters is that the place need to be quiet and not disturbed by anyone, as you already know.

Then, you should follow these steps.

1. **Clean the room** – You need to clean the room from all items, objects and garbages of any sort. Leave no furniture, no artificial lights, nothing at all. The place must be cleaned totally. This is first thing to do, and the most physical thing to do.
2. **Cleanse the room** –Then you need to [cleanse the room of negative energies](#). If you're an energy worker, you can use energy manipulation skills, and scratch the walls of energies, and throw them away. But I recognize not everyone is an energy worker, so I have to give you more details. First, sit down inside the room and visualize all negative, dark energies being thrown through doors or through window - just visualize it – or in other words, imagine it. Then, visualize bright white light covering the entire room, try to feel a light breeze inside it. These are semi-magical, or should I say, semi-psychical (psychic) steps to make. After this, take a candle, place it in a pot, and place the pot inside the room. Sprinkle salt around the place, and light the candle. Let it burn out (it might take some time). Then, light an incense (of any sort, you might want to consult some books or websites to choose the best, but in my eyes, any natural incense will do the trick), let the incense burn out as well. Candle heat, salt and incense's smoke are known for cleansing capabilities, and yes - this is magical doing right now. Finally, if you have wind bells, you can hover the inside the room and open all doors

and windows, and air the room. This will cleanse the room of all negative energies and prepare it for magical purposes.

3. **Decorate the Room** – Some people prefer for their sacred space to be spartan in look - no fabric, no furniture, nothing at all. Others like to decorate the room - attach some fabric to the walls, some candlestick and so on. I suggest that you should not get the room too dirty - it should remain as simplest as possible. But definitely, piece of fabric should be placed on all window, and it should cover the doors as well. The room must be dark, as light tends to disrupt proper magical energies. The best advice I can give you here is that the room should have a nice feel in your eyes, if you're thinking about extremely gothic-like room like the one on old vampire movies, go for it! Just make sure the room won't get cluttered.
4. **Build an Altar** – You need to build an altar. Do not worry, it won't be meant for sacrificing virgins or poor cats - just a place where you will create your magical objects. It can be a box, or a short table, with or without fabric on it. Upon altar, you can place ritual objects, or it can remain empty for further use. But it must be there.
5. **Draw a circle** - Using chalk, paint or even duck tape, you need to draw a circle around the altar, about 3 meters in diameter. It will not only symbolize your connection with universe and understanding of wholeness, but it will also act as basic protection, as circles are well known for protection purposes.
6. **Ward the room** – Finally if you're an energy worker, you can also [ward the room](#). Remember to recharge the ward from time to time. If you're not an energy worker, you can still try to ward the room by following these steps. Sit down and with closed eyes, visualize bright white light covering all walls, windows, doors, floor and ceiling of the room. Visualize this bright white light becoming solid mass that cannot be passed by any other energies. That's it - the room is now warded.

And now you are done – you have created your sacred space. Remember – if you cannot find a whole room, a corner of a room will be enough for start.

Just keep others away from it, and cleanse its energies more often. No people should be allowed in your Sacred Space, as they will disrupt the energies. Room should remain dark as well. The more rituals you will perform there, the stronger the energy will become. I have two more tips for you:

- **Never get angry in your Sacred Space** - let it remain sacred and peaceful. If you're angry or feared, get outside, or find other room. No negative energies are allowed in Sacred Space.
- **Use it for other purposes** - of course, Sacred Space is not meant only for creation of magical objects; it can be used for different magical purposes, or psychic work, or even something as simple as meditation.

Creation process of your Sacred Space might take 2 days, or whole week - that depends how much garbage do you have in the room. If you still feel some old, residual energies inside it after cleansing, use candles and incenses again. Perform this step carefully, as it's probably the most important step in an entire creation process.

If no Sacred Space is at our Reach

I know that sometimes it's just impossible to find an entire room to turn it into your Sacred Space. As I said, you can use just a corner of the room, but in some cases even this might be impossible - perhaps for family reasons. I encourage you to look around for possible Sacred Space site, but if you still can't find any, then you will have to rely on the technique that follows.

With no access to Sacred Space, for example when you are out in the field, and yet you need to create a talisman, all you really need is some peace and quiet. You can find a place where you will not be disturbed and light a candle and incense (if you have any). If you don't have them, simple peaceful mind will have to do the trick. So sit down, and meditate (you will learn basic meditation technique in just few moments), clear your mind and simple prepare the object you want.

This technique will work as long as you will focus totally on charging the object with desired energies, and that will be explained soon. In simple words - focus and peaceful mind will be enough to create talisman or amulet in proper way.

Tools of the Trade

You have prepared your Sacred Space, or you have prepared at least your mind. It's time to collect the tools you will require for creation process. Collect them first, and start your work later. It would be a shame if you would have to look around for additional tools during creation of the talisman for example. Think of the objects you will need and place them on the altar. And here's what you might need.

- **Pencil** - to mark the lines that you will curve later.
- **Knife** - in order to cut the symbols in the wood.
- **Drill** - to create holes inside the wood for leather straps for example.
- **Brush** - to paint the symbol.

You might also need some paint or ink if necessary. You might want to use electrical tools that can carve shapes in stone or crystals, it's OK to use them. Some people create talismans out of clay, and burn them out. Finally, a lot of talismans and amulets is created from metal of different sort. But we will try to stick to tradition, and we will use wood.

So prepare some pieces of wood – small, big, very big. Some pagans or Wiccans might advise for you to cut some branches from living tree, but ask it for permission first. If you would like to do this, simple approach the tree, and say what you're going to do and why are you going to do this in your mind, intending the message to reach the tree. Then cut the branch, and once again, inside your mind, apologize the tree for the pain you've caused.

I'm not the person that follows these rules - I mean, I do not take wood from

living trees at all, I take it from branches that have already fallen on their own, due to the wind or storm for example. In either way, I have the wood for work. In addition, make sure you collect enough leather straps, so you can turn talisman into pendant.

You will also need to prepare some incenses. As I said, it doesn't really matter what kind of incense you will have. I like sage, but you can choose whatever you want. The smoke from burning incenses will help you achieve proper state of mind, and it will further increase vibrations, and the strength of the energies. Finally, you need candles - as you won't be using any natural sunlight, or artificial electric light. Burning candles further increase the energies of your Sacred Space, and also deal with any negative energies that might float around. For thousands of years, open fire was known as great tool of fighting off negative energies. A word of advice, though. Make sure you're not allergic to the incenses you want to use. I might use sage as my primary smell source, but you don't have to do this if you're allergic to sage.

With wood, leather straps, and tools of the trade, you're ready to create a magical talisman.

State of Mind

Beside tools and proper room, in order to successfully create working talisman, you will require proper state of mind. To do so, you will now learn how to meditate. I will teach you some basic meditation technique that will be enough to introduce you to proper mind state that is required for creation of talismans and amulets.

Meditation Tutorial

Sit down, make sure you feel comfortable. You can kneel, sit in either full or half-full lotus position with your legs crossed, or find a chair in your sacred space. Close your eyes, relax, focus on the blackness in front of your closed eyes. Now start counting from 30 to 1, breathing slowly at the same time. Count slowly, coordinate it with breathing. At 25, relax all tensions of your muscles. At 20, focus on the sound of breathing. At 15 focus on your heart

bit, or at least blood pulsing in your veins. At 10, focus on the darkness before your eyes. When you will reach 0, you will be in proper meditative state of meditation. Remain in it for few minutes. Keep breathing.

That's it – you have learned the basic meditation technique. Before every single ritual meant to create, charge, or cleanse your magical item, be sure to meditate for few minutes. This will introduce your mind to proper state of mind, necessary for any ritual work.

Creating the Object

Now you can get to real work. Just sit down in your sacred space and start your work. Carve or paint the symbol based on the instructions or images of the symbol you want – you might use this book as reference, or you can find a different source for magical symbols. Either way, keep your goal in mind at all the time. It means that if you're creating a talisman to attract love, then keep that intention in your mind all the time. Make all the process sacred for you. Stay cool, stay positive and don't get angry. Any negative emotion you might have will cause the magical object to be charged with such negative energies.

So relax and find a pleasure in your work. You might want to choose a specific time for your magical work – a full moon perhaps, but personally, I don't wait for full moon to do something. Some people believe that full moon improves the effects of your work, because it do something to the magical energies any magician or witch is using for magical purposes. It's all the matter of perspective, if you “feel” that particular talisman should be created on specific day, or time of the day, stick to this. Your intuition is your greatest tool.

Carve the object, charge it, add leather strap if you want to make it a pendant, and clean the room of all the tools, dirt and clutter only after you're done with your ritual. Start and finish the magical object during one session – this means that you should not take breaks during creation process. In some cases

of charging, you might need to go for a walk another day, for example to find a creek to charge the symbol with water energies. That's OK.

Turning to Paper

If you have no time to create wooden object, or there is no good materials around, and you're in rush, or even if the symbol is too complex to carve, you can use paper. By using natural inks you can simple draw or paint the symbol, and then charge it. For example, angelic seals are easier to create as paper talismans. Keep in mind, that the material doesn't really influence the symbol itself – it's the symbol and your belief that really matters. Drawing or painting a symbol isn't very different from carving it in wood. In your Sacred Space just sit down, meditate, and then paint the symbol – remember to prepare all tools and materials before ritual first.

Charging the Object

When you have prepared the object by carving or drawing the symbol on the material, you need to charge it with elemental energies to give it additional power. There are five elemental energies:

- Fire
- Air
- Water
- Earth
- Spirit

These energies originate from Greek beliefs – why Greek? Because modern magick is based on Hermetism, and Hermetism is associated with Greek culture, simple enough.

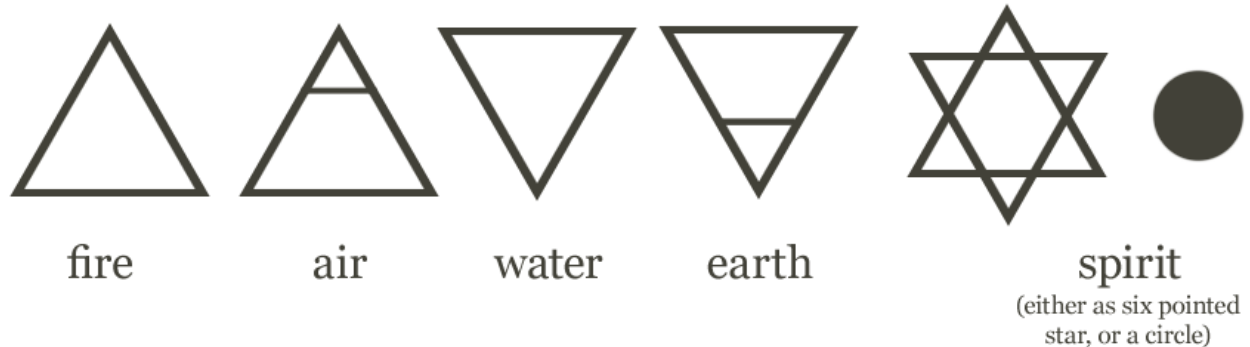


Illustration 1: Classic Symbols for Elements

All these energies will be used now to charge the talisman.

- First, you're going to charge it with **elemental energies of fire**. To do so, hover the object few times over burning candle and say “I'm charging you with elemental energies of fire”.
- **Next goes air**. Hover the object in smoke of burning incense and say “I'm charging you with elemental energies of air”.
- **Now water**. You need to find a creek, and place the object in flowing water for few minutes, saying “I'm charging you with elemental energies of water”. You might collect creek water before your ritual into a bottle and then sprinkle the water onto the talisman within your sacred space.
- **Earth**. Dig a hole in the ground, and bury the object there for few hours. When burying, say “I'm charging you with elemental energies of earth”. In sacred space, you can use natural salt to cover the magical object for few hours.

Finally, you need to charge the object with spirit energies. You've already done this by focusing on your goal, but now you're going to add a little bit more energy to it. Sit down and meditate for few minutes. Then take the object into your hands, close your eyes, say “I'm charging you with elemental energy of spirit” and visualize bright powerful white light filling the object. While doing this, think that this light is charging the object with desire effect. For example, if I would like to create a talisman that would attract money,

while charging it with spirit element, I would think that this bright light is charging the object with power to attract money. It's all about the intend, and intend is all about “I want something to happen”.

If you have no access to “living” water (water that actively flows, a a river or a creek), you can prepare a jar with normal water (use bottled water), and place white transparent Quartz crystal in the jar for 24 hours. Then, place the magical object in the jar for few minutes and say the charging formula. By the way, you might ask why should you even bother speaking the words aloud? Because it's a magical practice, words gives you additional focus, and they help you direct your energies and intend. Never hesitate to speak the spell or rite.

And that's it – you have charged the object.

If you will be charging the object that is made of paper, you can still bury it, “smoke” it, and hover around fire – but for obvious reasons you won't be able to charge it with elemental energies of water – that is OK. But you can still place paper object in waterproof container, right?

Cleansing & Recharging the Object

With time, as you will be using the object, it will collect negative energies – when you're sad, anger or feared, or you're entering a room filled with such negative feelings, everything is collecting negative energies – you, your clothes, and your magical object. Negative energies are like dust. Therefore, it's mandatory to cleanse it from time to time with proper magical techniques.

There are few methods you can try in order to cleanse your magical objects.

- **Amethyst** – placing the object near amethyst crystal should do the job. Amethyst is known of its properties to cleanse negative energies.
- **Creek Stream** – placing the object within creek stream for few hours is also a well-know technique.

- **Sun Light** – Sunlight works as “etheric eraser”, it deals with negative energies and cleanse everything.
- **Moonlight** – Similar to Sunlight, but this time you're placing the object in moonlight.
- **Smoking** – placing the object in smoke of the incenses works, too.
- **Salt Water** – finally, if you can't use any of the method above, prepare a jar with bottled water, add a lot of salt into it, and place the object within for few hours.
- **Salt alone** – or you can skip the water part, and just place some salt in a jar, put the object in, then cover it with more salt and leave it that way for 24 hours.

These methods (choose one, all of them will work) will cleanse the object of negative energies. Then, you will have to recharge it again with elemental energies. Personally, because I'm Reiki practitioner, I use Reiki energy to cleanse all magical objects. You might try that as well.

Recharging is simpler – with time, the object might run out of energies you charged it with. Therefore, you should charge it again, using the very same technique as I described earlier for charging the object. This should be performed each month.

Destroying the Object

The object cannot be simple throw into trash. It must be destroyed when you intend not to use it any more. Wooden and paper objects should be burned. Objects made of stone or crystals on the other hand, must be buried in the ground. You need to find a crossroad – the energy streams there will keep energies of the object trapped, so it won't be able to affect you any more. When you have located a crossroad, go there, dig a hole, and bury the object there.

If the object won't be destroyed, it can influence your life in negative way, or it can even be used by someone to hurt you. That's why it's important to

destroy the object when not using it any more. Or at least hide it, if you intend to use it again one day.

Your Talisman is Yours Only

Here's another small tip for you - never let others to take your object – not use it, nor even touch it. It's only yours, and when touched by someone else, it must be cleansed and recharged again, as the energies will be disrupted. Also, an object made for you might hurt someone else, and vice versa – an object made by you might hurt you. Keep this in mind, and protect your magical objects.

Creating the Item for Yourself and for Other People

The object should be prepared by you for yourself. Then it will have the strongest influence over you. Of course, when properly charged and created, it can help others as well. Just keep in mind while creating the object, that it's not meant for you, but for someone else. For example, when making money attracting talisman, think not “I want this talisman to attract me the money”, but rather think “I want this talisman to attract money to Jennifer.”

Of course, talismans and amulets can be bought as well, then cleansed and charged in magical ritual. And they will work as well.

Not everything can be wear

You should know that not all of the symbols from the this e-book should be wear. Some can be used as pendants, or just pieces of wood kept in the pocket. Some should be use only for non-living objects, from pieces of furniture to rooms, to whole buildings. Finally some symbols has been placed in this book only for references, and they should not be used.

Also, I advise that you should not turn any of the symbols below into a tattoo - these are magical symbols, and when created or use improperly, they can give you more problems than you can think of - and if so would happen, it would be very difficult to get rid of these. There is only one symbol I advise for tattoo - it's Aegishjalmur, ancient Norse symbol that will be presented

further this book. But even this one requires you to think if you really want this.

The fact that not everything should be carried with you is also changing the way some symbols are made. For example, if you will decide to create an angelic seal, you can use electrical tools to carve the shape in some big stone - and place it later in the room or in the garden. That will require some changes in your Sacred Space, and dealing with charging process, but it can be done.

Finally, some symbols simple cannot be turned into physical objects because they're too complex – in such case, this guide will act as reference only to help you identify the symbols. Of course, you can look around for some local store, or on-line store that sells magical objects, and simple bought the talisman or amulet you desire – it will work as long as you will cleanse it and then charge it again in magical ritual.

In case of purchasing amulets and talismans, do not purchase something that has not been included in this book, unless you have read about the symbol in some other source. Many stores offer fake symbols – that have no history nor power, and they just look cool. I cannot say all the symbols that work has been included here – I have only scratched the surface. And I cannot say that every symbol from this book works as well. What I'm saying is that you should always look into few good books on the subject and consult them before you will purchase an object that you're not familiar with. Cross-reference the sources – I've done my homework, but I admit, I haven't tested all the symbols on my own skin. For example, if a symbol is Egyptian in origin, then even if it's being advertised as it originates in lost Atlantis, then you can consider purchasing it. As you can see, it's complex subject, therefore the only advice I can offer you is to read before buying something. Know this – most talismans and amulets offered in on-line or off-line occult shops, even if they're legitimate, won't work as they should be.

There's a reason why good magical symbol requires a sacred space. Amulets and talismans that are sold on-line are created in bulk in a number of hundreds, if not thousands – and in most cases, by machines. They have no energy within them. And if they are made by living beings, then these people are charging the objects with negative energies – because they're bored, tired and they have a deadline approaching. Because of this, a talisman or amulet that has been purchased (either from big store, or individual person) have to be cleansed first, then charged with elemental energies and proper intention before it can be used. This is very important, because a magical object filled with negative energies can be very dangerous and should not be used.

Remember that you can still draw symbols on paper and they will work well, too, if it's too complex to carve in stone, wood or metal.

Using Symbols

How to use magical object? You can either carry it with you, as pendant or hidden in your pocket, or you can hang it on a wall, or place it on a table. Generally, the talismans that are meant to attract something for you and only you, should be wear and kept closely. Talismans meant to attract something for wider group of people, for example – success of your team, should be placed in the office or a room where this group gathers. The same thing relates to amulets – objects for your own protection should be wear, and objects for general protection should be placed in physical location. There's no big philosophy here and I'm sure you will figure out how to use each symbol.

Dictionary of Symbols

Finally, after you have learned the theory and ways to manage talismans, you can start learning the symbols themselves. I've divided all the symbols into few different categories to make it easier to find the right one. It might be a little bit chaotic, but trust me – I couldn't figure out any better way to sort the symbols.

All symbols are hand draw based on number of sources in my reach, mainly from my own private library. Along with *aHighway*, who made all the illustration, we decided for manual work, and not digital graphics for two reasons - hand draw magical symbols looks better, and they work better. You will not use printed images for amulets, right? Digital images are simple not the same... This is one more lesson for you - the symbols you will prepare will never look perfect - perfection is impossible to achieve here, but that's OK. So don't worry if you will make the symbol a little too big, or too small, too round, too square etc. It will work. Also, try to stick to the details, but if you can't prepare detailed talisman, again - don't worry. Details aren't really that important - your belief is.

And if you will use this book as reference to recognize symbols you have encountered, manual drawings will exercise your brain a little and will provide you with additional information how real symbol looks like. I hope you will like this approach.

Finally, many symbols has been draw by me in my notebook, and since I'm not the best artist, *aHighway* was kind enough to draw the symbols again. This way, I like to think that hand-draws have made this book looks more like a grimoire book of talisman magick, which is kind a cool.

Amulets & Talismans & Sigils

Just to make few terms clear – amulet is an object that is meant to protect, for example against negative energies, or astral entities. Talisman is an object


meant to attract, for example love, money, power. Finally, Sigils are also known as seals, and these are something between. They're meant to attract and protect at the same time, by “summoning the power of the entity they represent”. This is it, Seals represent specific entities. Sigils from this e-book represents mainly Angels from Kabbalistic beliefs..

More About Sigils

The above explanation of sigils is only one method. Generally, in magical systems, sigil is a symbol meant to represent something. With this point of view, we can say that each talisman and amulet is in reality physical object with sigil on it. And this is true.. Even more – if you like, you can create sigils for yourself, by drawing a symbol that in your mind will symbolize something, for example friendship. How would you illustrate friendship with simple symbol? Draw it – and this is a way to create your own sigils.

I hope with this paragraphs you will understand the difference between these three types of magical symbols. Now, let's start the Dictionary itself, shall we?

A Spiral



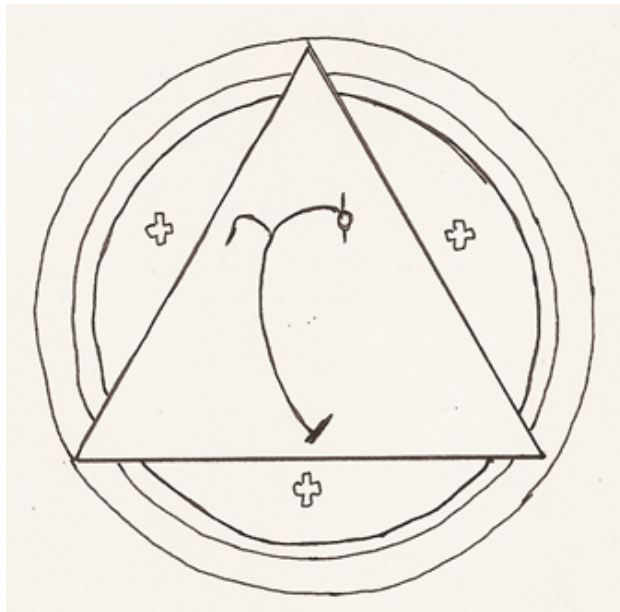
Let's start with the simplest symbol you can use for magical purposes, one that I've already mentioned. Above you can see a spiral – it's one of the oldest symbols known to mankind, it can be found even on cave walls. But there are two types of spirals. First type, the one you can see on the left, is used to draw the energy of the Source (some people call it God) to material plane – it's the energy that creates. The spiral on the right is used to draw the Source energy as well, but this time the energy is meant to destroy things. Therefore, beware – do not use the second spiral until you need to destroy something, for example negative patterns in your life that are holding you back.

Use the spiral on the left, the “good one”, for example as painting on the wall, in order to bring positive energies into the room. Or use it as a pendant and keep it close to you, so you will be blessed with positive energies all the time.

Money & Success

Most popular use of talismans is meant to attract money, material wealth and success. We live on planet Earth, and there is nothing wrong in making money, as long as no one gets hurt and you're not making money only to collect them, but to use them to live your life and be a good person. Below you will find some symbols that can be used to create talismans for attracting money, wealth and success. How may they work? For example, by giving you inspirations for additional income sources, like telling you “c'mon, write a book”.

Pentacle for Success



Main Use: Gambling

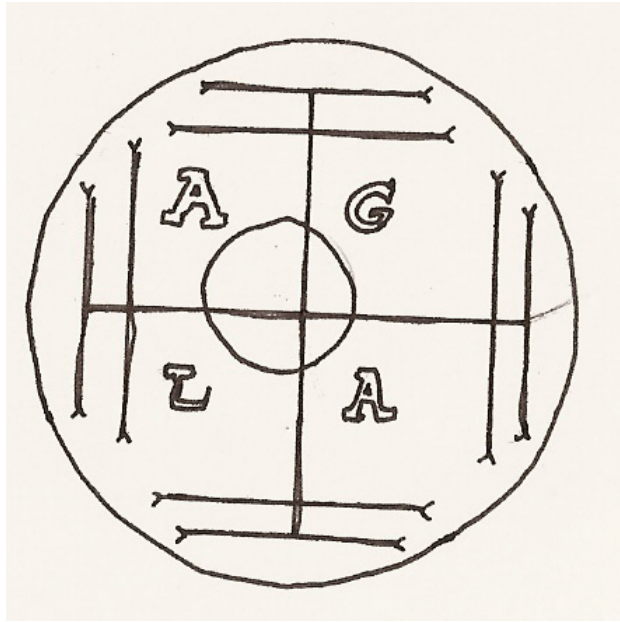
Best Material: Paper

Method of Creation: Drawing

Origins: - unknown -

This talisman increases your chances in gambling and hazard in general. It also helps finding treasures and stolen things, including those who steal them.

Ate Gebir Leiham Adonai

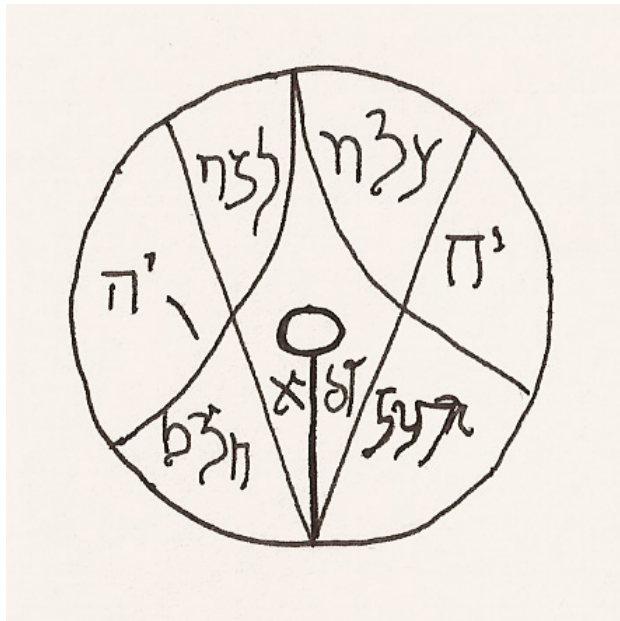


Main Use: Attract Good Luck
Best Material: Paper
Method of Creation: Drawing
Origins: - unknown -

Probably Christian in origin, the symbol is meant to attract good luck and scare away evil of different sort.

It can be also used in gambling to attract winning.

Hebrew Business Talisman



Main Use: Attract Business Success
Best Material: Wood, Stone, Paper
Method of Creation: Drawing, Carving
Origins: Hebrew

An old Hebrew talisman that attract success in business, and attract wise decisions in investing money.

If you're thinking about investing some dollars, or achieving business success, this is the right talisman for you.

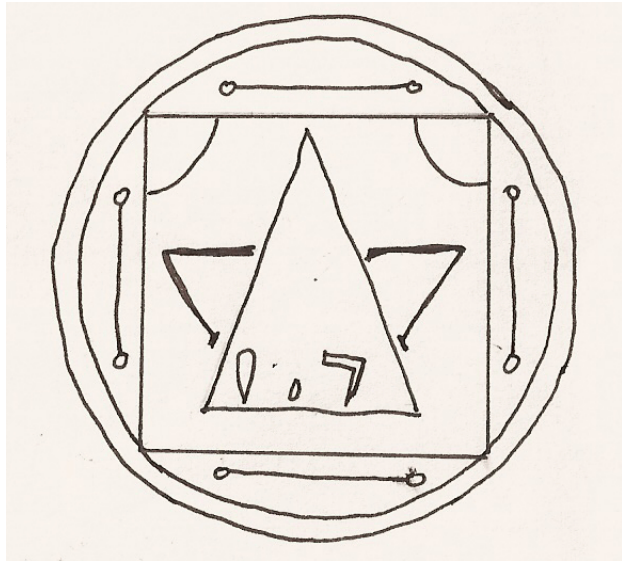
King's Seal



Main Use: Leadership
Best Material: Stone
Method of Creation: Carving
Origins: - unknown -

An old symbol attracting self-confidence, and leadership skills, necessary for those who would like to achieve success on their post or job.


Magical Pentacle of the King



Main Use: General Success
Best Material: Paper
Method of Creation: Drawing
Origins: - unknown -

Somehow complex talisman with simple goals – attract success in exams and contests, and repel poverty and troubles.

The Prosperity



Main Use: To attract prosperity


Best Material: Wood, Metal

Method of Creation: Carving

Origins: Medieval Beliefs

It's a sword that symbolizes the knight, passing through letter S in the middle of the entire symbol. The crosses on both sides symbolizes the Saints. As talisman, it helps attract prosperity in general.

The Talisman of Self-Confidence



Main Use: Achieving Success

Best Material: Wood, Metal

Method of Creation: Carving

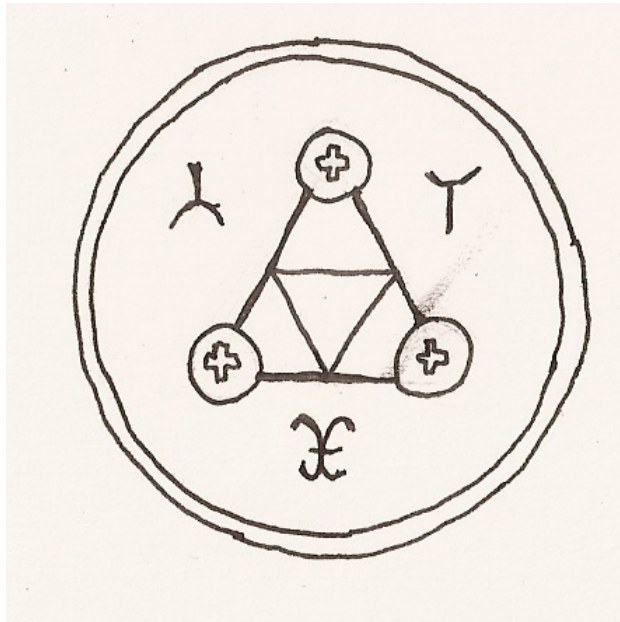
Origins: Medieval

This one symbolize the journey towards God, but as talisman, it helps achieving success in work, job and business.

Health

Health is something we all desire. We all one to be healthy, and live a long life. Talismans that were improving health exists for thousands of years. If you suffer from illness, some of the talismans below can help you. **But beware!** Wearing a talisman will not replace classic treatment! You still need to go and visit a doctor. Magick and holistic medicine can be used to support a treatment, not to replace it!

Mother's Magical Pentacle



Main Use: Protection

Best Material: Metal, Wood


Method of Creation: Carving

Origins: - unknown -

This amulet was meant to protect against all diseases and accidents.

As talisman, it helps in getting back to full health. Generally, it attracts good health.

Father's Magical Pentacle



Main Use: Life Balance


Best Material: Wood, Metal

Origins: Medieval

It's meant to overcome all daily life troubles, and give you support.

What's interesting, is that it's also meant to protect you against nightmares and bad feelings you might have.

Pentacle of Raphael



Main Use: Overcome Physical Pain

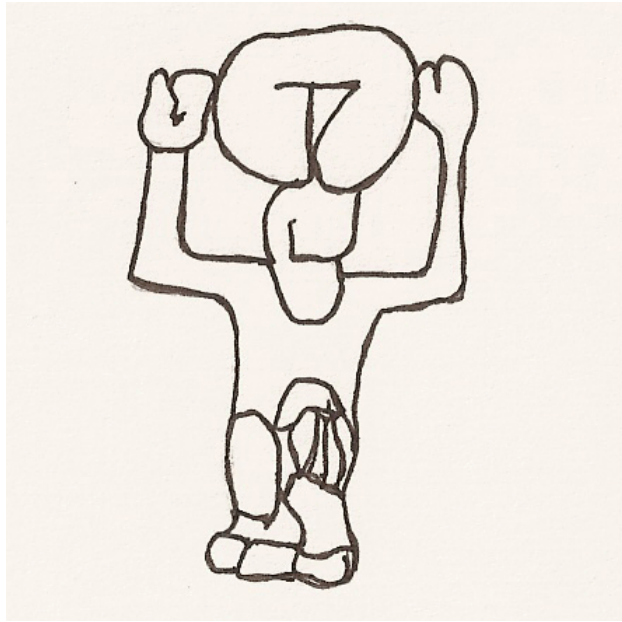
Best Material: Wood, Metal

Origins: Medieval

This symbol is meant to overcome physical pain, as well as mental suffering, such as depression.

Generally, it's meant to ease all possible pain.

Szu



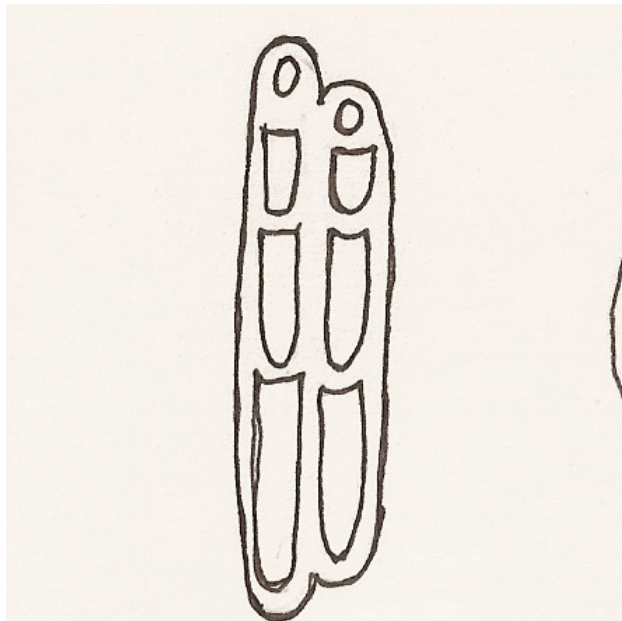
Main Use: Protect

Best Material: Wood, Stone

Origins: Egyptian

Another symbol for protection of your health. This one protect you from physical lung disease, and in more metaphorical sense – against all health problems (as everywhere on the world, air is considered to be the source of all life).

Sacred Fingers of Horus



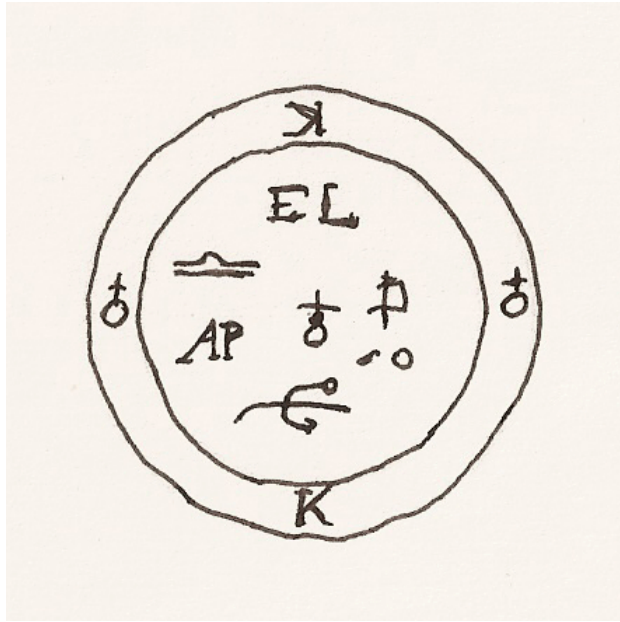
Main Use: Help with Suffering

Best Material: Wood, Stone

Origins: Egyptian

Symbolizing the direction of life, this symbol is meant to help you in suffering related to a disease and ease mental pain.

Health Amulet from Archidoxis Magica




Main Use: Counter Illness, Bring Good Sight

Best Material: Wood, Metal

Origins: Medieval

Used to bring health and counter illnesses of different sort. But mainly, it's used to attract better sight for both young and old.

Nam-C'u-Van-Dan




Main Use: Mental & Physical Equilibrium

Best Material: Stone, Metal

Origins: Tibet

Ancient Tibetan monogram is used to clear mind, bringing physical and mental equilibrium.

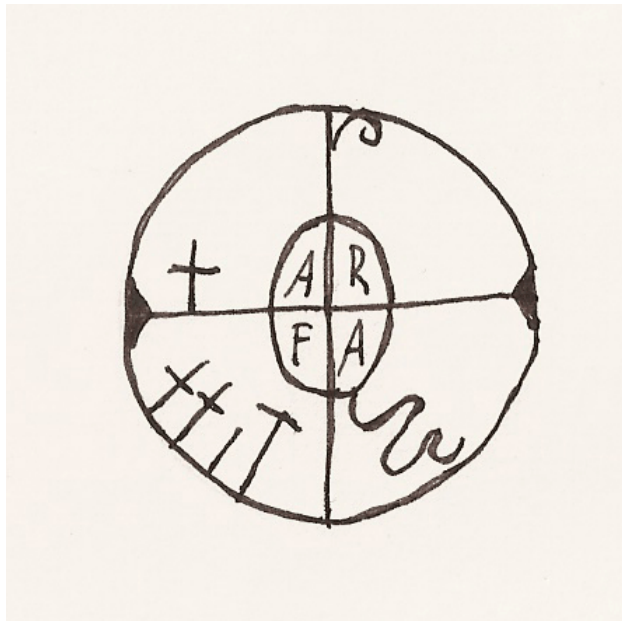
Mental Stability Talisman



Main Use: Mental Stability
Best Material: Wood, Metal
Origins: Byzantium

Old symbol meant to attract mental stability after loss or illness. It can be used to counter depression and different mental and emotional problems.


Health Talisman



Main Use: Obtaining Good Health
Best Material: Wood, Metal
Origins: Medieval

Another talisman from Medieval ages, this one originates from the time of Crusades. It can be used to obtain good health, remain healthy for many years to come.

Solar Coin



Main Use: To Attract Good Health

Best Material: Metal (gold)

Origins: - unknown -

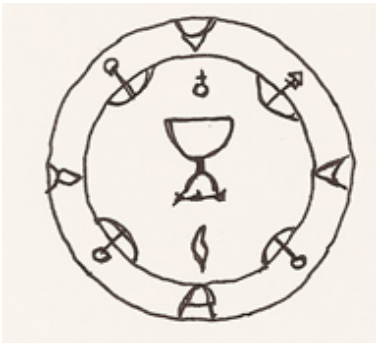
Often carved on gold, this talisman is used to attract good health and happiness, by attracting the power of seven minerals (planets) just as the words stand:

*... diesertaler ist v. denen 7.
mineralienprepariert ...*

Love & Relationship

One of the most popular uses of real magick these days is attracting love. It appears that people always had problems with getting into relationship. Because of this, a lot of love magical practices came into existence, and of course – a lot of talismans were in use. Even these days, most psychics and witches make money by providing others with such talismans. Now, you too can create it for yourself.

Queen's Pentacle



Main Use: Attract Love
Best Material: Wood, Metal
Origins: - unknown -

Originally used as divination coin that was casted in order to foretell love. Later it turned into talisman that helped in attracting happiness and joy, and of course love as well.

An Egyptian Relationship Amulet



Main Use: Protect Against Heartbreaks
Best Material: Stone
Origins: Egypt

An Egyptian amulet protecting against cheating and breaking one's heart.

Knight's Sword



Main Use: Attract Lovers

Best Material: Wood

Origins: Medieval

Medieval talisman meant to attract joyful love or just friendship. Replace letter “K” with your name's first letter, and letter “J” with your love's first name's letter.

“Jeora de Nona”



Main Use: Attract Lover

Best Material: Wood, Metal

Origins: - unknown -

On the reverse of this talisman you should write down “Jeora de Nona” - and it should be carried on a thread from potential lover's clothes. Talisman is meant to attract love of a person we desire.

Love Pentagram



Main Use: Attract Relationship

Best Material: Wood, Stone

Origins: - unknown -

Pentagram origins suggest that in some cultures it was symbolizing relationship between man and woman. This pentagram is supported by Christian symbols like the cross and letters I and G. It's meant to attract love.

Happiness

Are you happy? Do you want to be? Even if we can't really define what happiness is, we all want it. That's why we have created talismans to attract it. Pay attention what will happen after you start using such talisman – we all perceive happiness in different way, so the talisman will attract things that make you happy – pay attention to them.

Old Chinese Symbol of Longevity



Main Use: Bring Longevity

Best Material: Wood

Origins: China

It is believed that this symbol supports vital energies, attracting longevity. It was often used by Taoist masters to live long and prosper live.

Coin of Luck




Main Use: Attract Luck

Best Material: Wood, Stone

Origins: Korea

Not-so-simple symbol was meant to attract luck from every corner of the world. It's meant to create “fluids of positive thinking”.

Matrix of Success




Main Use: Attract Positive Powers

Best Material: Wood

Origins: China

Another Chinese symbol meant to attract positive powers in life, and by this – attracting success and happiness.

Happiness Talisman



Main Use: Attract Happiness

Best Material: Wood

Origins: China

One more talisman from China. Attracting happiness, health, peace and longevity along with natural death. It's meant to give you never ending pleasure from your life.

Symbol of Bliss




Main Use: Attract Blessings

Best Material: Wood

Origins: China

Ancient Chinese symbol meant to attract four blessings: happiness, health, peace, longevity and goodness.

Holy Axe




Main Use: Protection of Heaven

Best Material: Wood

Origins: China

This one symbolize protection from heaven, providing longevity and happiness during your whole life. It keeps a steady course of justice and peace throughout one life.

Symbol of Longevity




Main Use: Attract Longevity

Best Material: Wood (painted)

Origins: China

Chinese people surely wanted longevity, ain't they? This symbol is another one meant to provide you with longevity, long and good life.


Tau Pentacle



Main Use: Find Happiness
Best Material: Wood, Metal
Origins: Medieval

It symbolize the equilibrium between opposite forces, like European Yin & Yang. It helps finding happiness in your life, faith, hope and wealth.


Symbol of the Moon



Main Use: Attract long and prosper life
Best Material: Wood, Stone
Origins: Ethiopia

Five faces of the God can be see on the symbol. It helps you achieve life according to god rules, that makes sure you live long and proser life.

Fu



Main Use: Attract Happiness

Best Material: Wood

Origins: China

Ancient Chinese symbol of luck and happiness. It symbolize the happiness in general, as you like it. Carry it to gain happiness in your life.

Hand of Krishna



Main Use: Bring happiness

Best Material: Wood, Stone, Metal

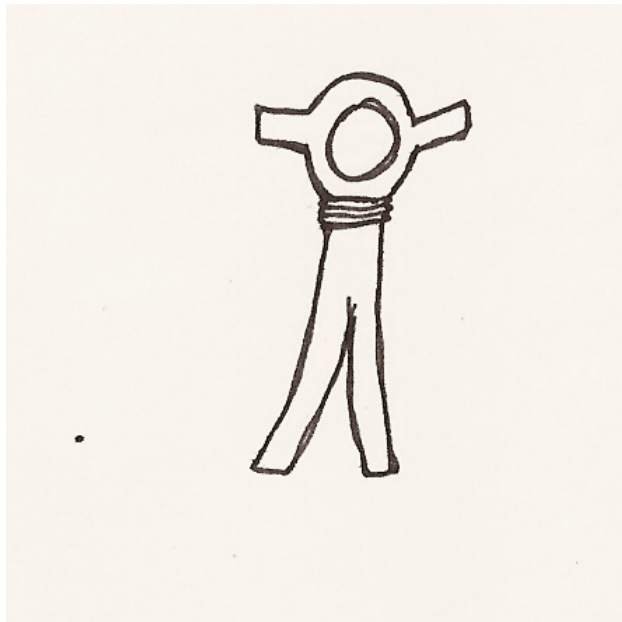
Origins: Hindu

The symbol of activity and power, it helps bring luck and happiness to your life – always choose the right things, always meet good friends etc.

Protection

From police officer to paranormal investigator, safety is one of our primal instincts. We want to be safe, that's why amulets for overall protection exists. Although here I will provide you only with two simple shapes – because you will find more of them further, within Magick & Occult symbols section.

Sa




Main Use: Protection

Best Material: Stone, Wood

Origins: Egyptian

It is an hieroglyph meant to protect – either your physical health, or general – you, against different negative energies.

The Green Man



Main Use: Protect In The Wilderness

Best Material: Wood


Origins: Possible Celtic

Known as Carnunnos, the Green Man was the protector of Nature. As talisman, this symbol can be used to protect Nature, and yourself against wild animals or loosing way “in the field”.

Travel

Safety in travel is something everyone desire, for the same reason as we desire talismans for general protection – we want to be safe. Throughout ages, many talismans and amulets for safe journey and travel has been designed.

Talisman for Navigation




Main Use: Sea Travels

Best Material: Wood, Metal

Origins: - unknown -

It's talisman supporting sea travels, it helps finding the right way across the see, protect from getting lost.

Egyptian Hand



Main Use: Traveler' protection


Best Material: Stone

Origins: Egyptian

Used by sailors as amulet, meant to protect against curses, bad luck and superstitions.

It's also meant to protect against furious powers of nature, for example – storms.

Shield of Providence



Main Use: Protection in Travel


Best Material: Metal

Origins: European, XVII century

It's meant to establish new contacts and relationship outside home place.

It can be used to find missing people, or people we would like to meet. It also protects against negative people we might find during our journey.

The Anchor of Neptune



Main Use: Protection & Good Outcome

Best Material: Stone, Metal

Origins: European

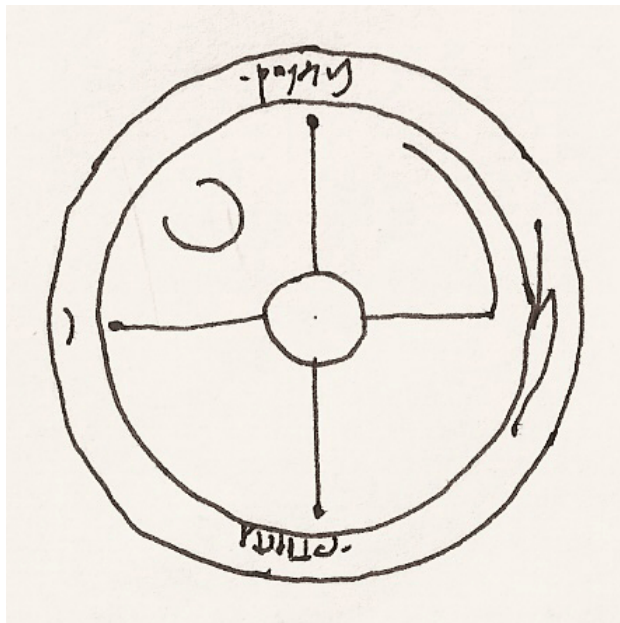
This symbol is meant to attract positive outcome of your travel and/or journey, finding the things you seek or look for.

It's another symbol that protects against furious nature.

War & Peace

Make peace, not war, right? But sometimes we engage battle of different sort – in school with bigger guys, for example. Or we experience war as competition in business. Finally, we fight real battles. In such cases, we need different magical symbols to support ourselves.

Greater War Talisman



Main Use: Protection


Best Material: Stone, Metal

Origins: Hebrew

Kabbalistic shield meant to protect against wounds and suffering, giving you protection in battle and military duty.

Beside amulet properties, it's also a talisman – attracting tactical skills.

Old Korean Double Axe



Main Use: Leadership

Best Material: Wood

Origins: Korea

It's a symbol of warriorship and power and justice. It's meant to protect against your enemies and attract leadership skills.

“Pantalpha”



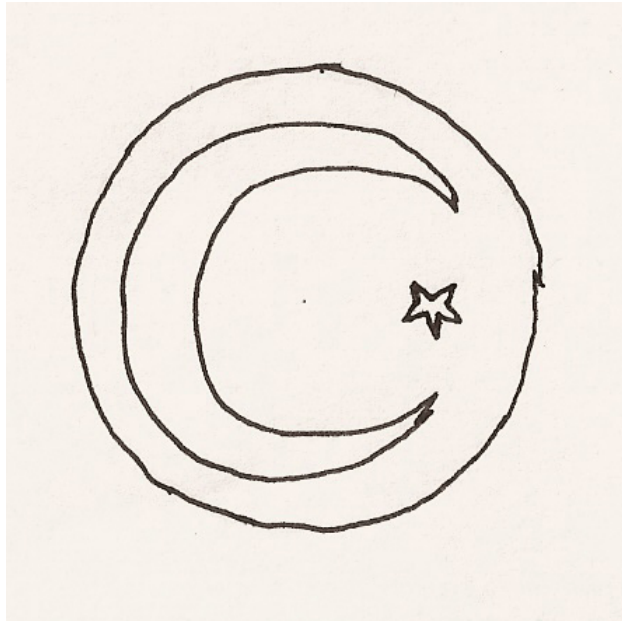
Main Use: Getting out of troubles

Best Material: Stone, Metal, Paper

Origins: Greece

As talisman it's meant to develop clarity of your mind, and by this, help you solve all problems and troubles, getting out of any hopeless situation.

Independence Talisman



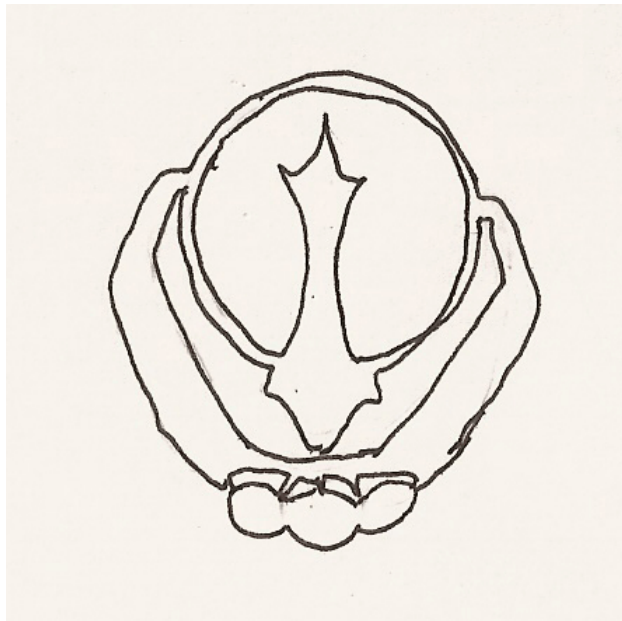
Main Use: Freedom

Best Material: Wood, Metal, Stone

Origins: Arabic

It's universal symbol for Arabic countries and Near East, representing freedom and independence.

Khanda



Main Use: Warrior's Virtue

Best Material: Wood, Metal


Origins: Hindu

Representing two swords and a dagger, it's universal symbol for military actions. It's talisman for true warrior, pure in body, mind and spirit.

Family

Family is important. We want to keep it safe, and happy. Of course, talismans and amulets for such purposes do exist.

Knot of Isis



Main Use: Solve Family Problems

Best Material: Stone

Origins: Egypt

Symbol of Isis, the mother-goddess, it can be used to solve problems within your family and give hope in family relationship.

Harmony



Main Use: Support Family Relationship

Best Material: Wood

Origins: Hebrew

Old magical symbol, it is said that it protect from illness, but mainly it supports family relationship. It can be used to help marriage when in troubles, and bring luck in your family.

Meditation

Meditation is a way of putting your mind at peace, and developing on spiritual level. Different symbols exists that support meditation process. They can be carried with you, or placed in the room in which you meditate..


Om (Ohm)



Main Use: Achieve Illumination
Best Material: Wood, Stone, Metal
Origins: Far East

Ancient Hindu symbol representing meditation, appearing in different eastern religions. It helps in achieving illumination, developing psychic powers.

Jantra



Main Use: Meditation

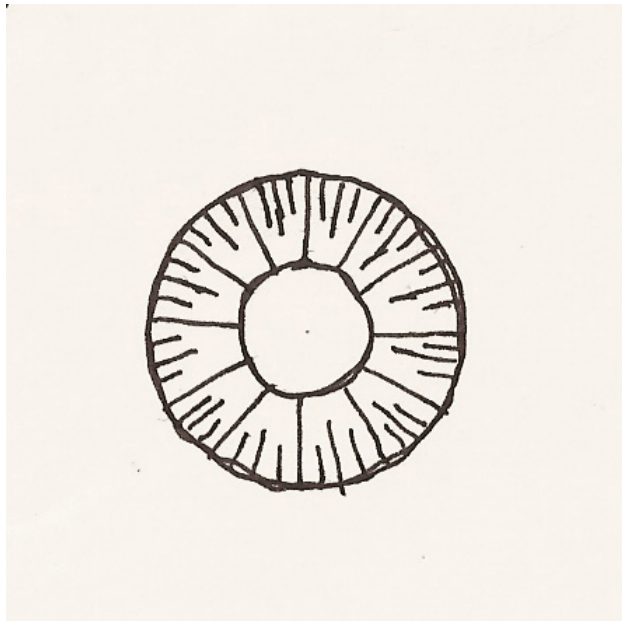
Best Material: Wood, Stone (as painting)

Origins: Hindu

Another Hindu symbol, a form of mandala, helping you in meditation, achieving trance, developing yourself.

It can be also used to gain hope.

Surya




Main Use: Obtain Knowledge

Best Material: Wood, Stone

Origins: Buddhist

As talisman it can be used to ease the learning process of religious truth, while keeping an open mind. It can be used to obtain understanding of the universe and higher knowledge.

Savitri




Main Use: Achieve Mental Goals
Best Material: Wood, Stone, Metal
Origins: Hindu

It's the symbol of pursuit toward illumination, seeking god in our minds. The wheel inside should contain 12 sections.

It can be used to achieve any mental goal you wish.

Crossed Wadgra



Main Use: Achieve Equilibrium
Best Material: Metal
Origins: Buddhist

The symbol, as talisman, gives you power of believe in constant reincarnation. It can be used for tantric meditation, helping you also in achieving equilibrium between mental state and physical reality.

The Wheel of Dharma



Main Use: Attract Illumination

Best Material: Metal

Origins: Buddhist

It's a symbol for people who would like to follow the path of Buddha himself and share the principles of this philosophy.

It can be used as talisman to attract understanding and illumination.

Egyptian Scarab



Main Use: Spiritual Leadership

Best Material: Stone, Metal


Origins: Egypt

Sacred Scarab from Egypt can be used to help your leadership skills, but only if you're thinking about spiritual leadership.

Religion & Spirituality

Religion & spirituality, two elements that has been nearly forgotten these days by too many people. Both are important, and in order to growth on spiritual level, you can support yourself with magical symbols as follows.

The Symbol of Unity




Main Use: Learn Tolerance

Best Material: Wood, Stone

Origins: Hindu

It's a symbol of unity between all faiths and religions, helping you become more tolerant for other believers.

Pre-Slavic Cross, also known as “Hands of God”




Main Use: Get God's Support

Best Material: Wood, Stone

Origins: Ancient Slavic Lands, Poland

An ideogram symbolizing the great power of God. It gives the owner help and support from the God.

Symbol of the Rosycross



Main Use: Get Religious Understanding


Best Material: Wood, Metal

Origins: Medieval

It's the symbol of Rosicrucian Order. It's a symbol helping the owner in seeking understanding and knowledge of the universe.

It also helps in acting wisely, and secretly at the same time.

The Cross of Shamsi




Main Use: Achieve Pure Intentions

Best Material: Wood, Metal

Origins: Possible Asyria

It is a symbol of God protection, love and pure intentions. As talisman, it helps achieving these elements of your personality.

The Cross of Jerusalem




Main Use: Achieve Illumination

Best Material: Wood, Metal, Stone

Origins: Medieval

It's the symbol of city of Jerusalem, the holy place. It symbolize the pilgrims, and journey of each one of us towards holy places, and illumination.

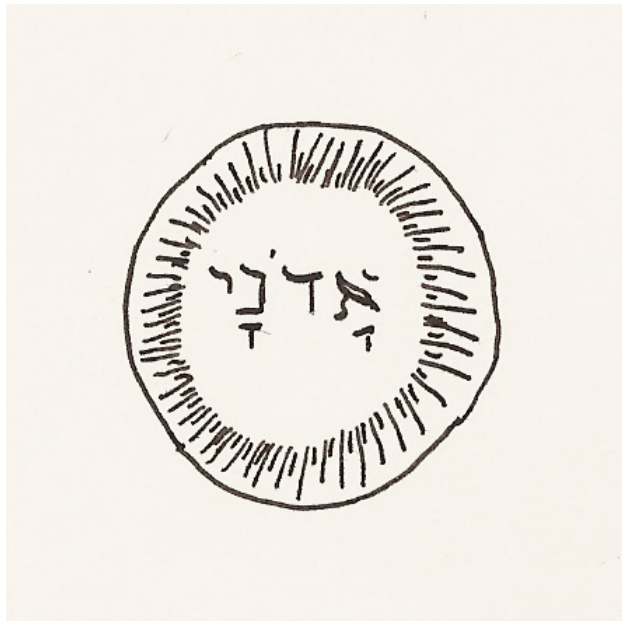
The Hexagram – The Star of David



Main Use: Achieve Equilibrium
Best Material: Wood, Metal, Stone
Origins: Hebrew

Most popular magical symbol beside pentagram. Symbolizing equilibrium between light and darkness, peace and war etc.

Adonai




Main Use: Obtain Peace and Goodness
Best Material: Wood, Metal
Origins: Hebrew

Another Hebrew symbol, symbolizing the Hebrew/Christian God and his ultimate power.

It can be used to obtain peace and goodness inside your heart.

Trinity




Main Use: Become Good Christian

Best Material: Wood, Metal

Origins: Christian

Christian symbol of Trinity – the God, Holy Spirit and Son, symbolizing power and peace and wiseness. It should be used when you want to develop on Spiritual plain according to Christian ways.

Saint Patric & Saint Andrew Cross



Main Use: Stick To Religious Rules

Best Material: Wood, Stone, Metal

Origins: Christian

This symbol is used to warn people against passion, dangers or getting lost, or even breaking the law of Heaven.

It can be used to help you stick to the rules and be good person.

The Tao




Main Use: Achieve Wisdom of the Tao

Best Material: Wood, Metal

Origins: China

The symbol of Tao, symbolizing the equilibrium between all powers in the universe. It provides you with wisdom, and also reminds you that what goes around, comes around.

Alpha et Omega



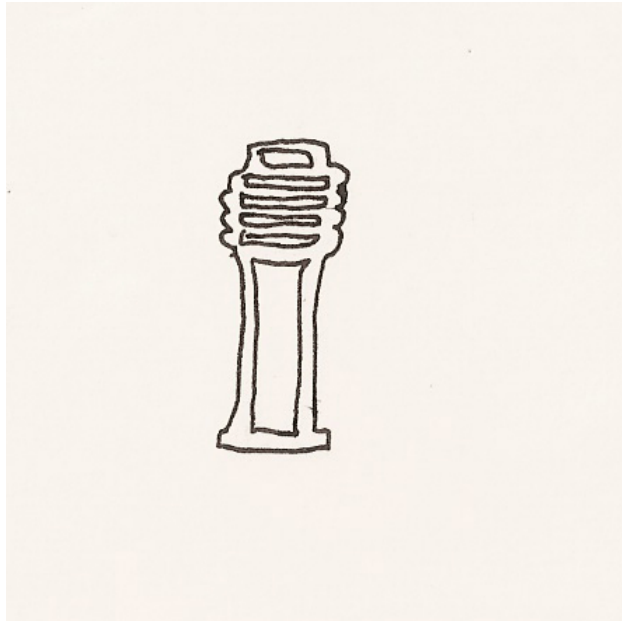
Main Use: Obtain Knowledge

Best Material: Wood, Metal

Origins: Possible Christian

The Alpha and the Omega, the beginning and the end. It symbolize the universe as a whole, it's greatness. It can be used to obtain greater knowledge or psychic powers.

Djet



Main Use: Obtain Heaven's Support


Best Material: Stone, Metal

Origins: Egypt

It symbolize the existence of the Universe, longevity, and immortality, connection between Heaven and Earth.

It can be used to obtain longevity, or support from Heaven.

Sari Chakra




Main Use: Bring Happiness

Best Material: Wood, Metal

Origins: Hindu

Yet another Hindu symbol, it's a general talisman that is often used to bring health, happiness, justice, love, because it symbolize the universe that is meant to be “user-friendly”.

The Symbol of Longevity




Main Use: Achieve Longevity

Best Material: Wood, Metal

Origins: - unknown -

Another symbol of longevity, that can be achieved when this symbol will be used as talisman.

The Cosmic Egg



Main Use: Develop Humility


Best Material: Wood, Stone

Origins: Possible Celtic or Medieval

The Cosmic Egg symbolizes the universe that was created out of nothingness. It helps you achieve state of mind of contemplation regarding the universal creation.

It can also help you develop humility.

The Seal of Addiction



Main Use: Overcome Addiction

Best Material: Wood, Metal


Origins: Medieval

Symbolizing the power of God (the Source, the Universe), this talisman can help you overcome addiction of any sort – cigarettes, alcohol and even obsessive thoughts.

Psychic Abilities

There are also symbols that support learning & development of psychic abilities. So you can learn the skills with my [e-book](#), and support yourself with magical symbolics, too.

Key to Astrological Knowledge




Main Use: Awake Psychic Powers

Best Material: Stone, Metal

Origins: Hebrew

Used in Kaballa as support for divination, these days it can also be used in similar manner, to awaken inner psychic abilities of clairvoyance, like visions or prophetic dreams.

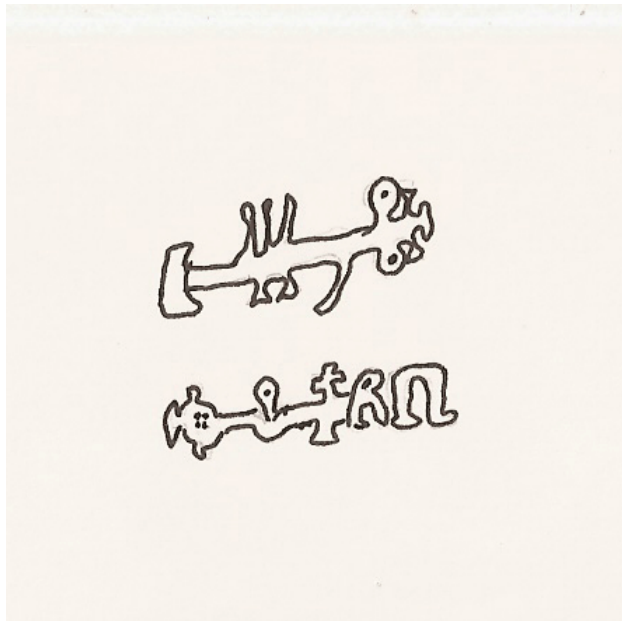
Seal Of Salomon



Main Use: Awake Intuition
Best Material: Stone, Metal
Origins: Hebrew

Symbol of Salomon, symbolizing the perfection of the universe. It can be used in achieving illumination, and to awaken intuition.


Two Hieroglyphs



Main Use: Obtain Psychic Invisibility
Best Material: Stone, Metal
Origins: Egypt

These two Egyptian symbols were used to obtain invisibility – not physically, but psychically, forcing people to ignore the owner.

Triple Celtic Knot




Main Use: Develop Intuition

Best Material: Wood

Origins: Celtic

This symbol can help you develop your intuition, which is the basic for all psychic abilities. It can also help you develop your imagination, which is also important for psychic mind.

Quadruple Knot



Main Use: Develop Intuition

Best Material: Wood

Origins: Celtic

Sufficient to say, this is yet another Celtic knot that can help you develop your natural psychic intuition further.

Magick & Occult Symbols

Talismans are part of the occult sciences, so it's impossible to write an e-book about magical symbols, without including symbols for magical use withing.

Sator – Magick Square



Main Use: Protection

Best Material: Wood, Metal, Stone

Origins: Medieval or older

A form of mantra, it can be carried with you, but mainly, it should be intonate. Speaking the word from the square are meant to give you power and protection against magick, attract happiness and health.

Dancing Siwa



Main Use: Protection Against Magick


Best Material: Stone, Wood, Metal

Origins: Hindu

The symbol of god Siwa is meant to give the owner protection against magick and negative energies.

It can be also used to discover the mysteries of nature and the universe.

Ankh



Main Use: Different


Best Material: Stone, Metal

Origins: Egypt

The ultimate symbol of life. It can be used to bring equilibrium to psychic energies, achieve longevity, or awaken psychic powers.

- These days, it's also a symbol for modern vampyric community.

Yin & Yang surrounded by Eight Trigrams



Main Use: Predict Future Events

Best Material: Wood, Metal

Origins: China

Magical symbol of the universe – the reasons of being, cause and effect. Symbol of powers ruling the universe, it can be used to predict future events.

Messenger of Heaven



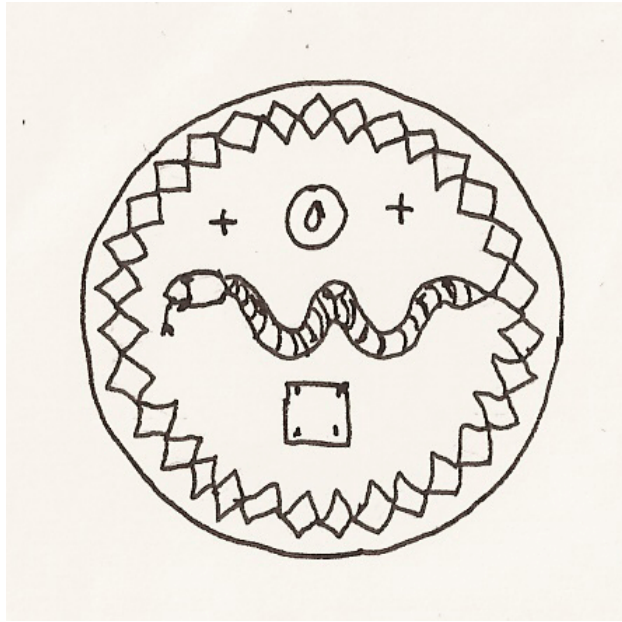
Main Use: Deal With Evil Spirits

Best Material: Wood, Stone

Origins: China

Ancient amulet supporting process of exorcising evil entities, it was meant to give the owner power to bring justice and deal with evil spirits.

Protection Amulet



Main Use: Protection Symbol

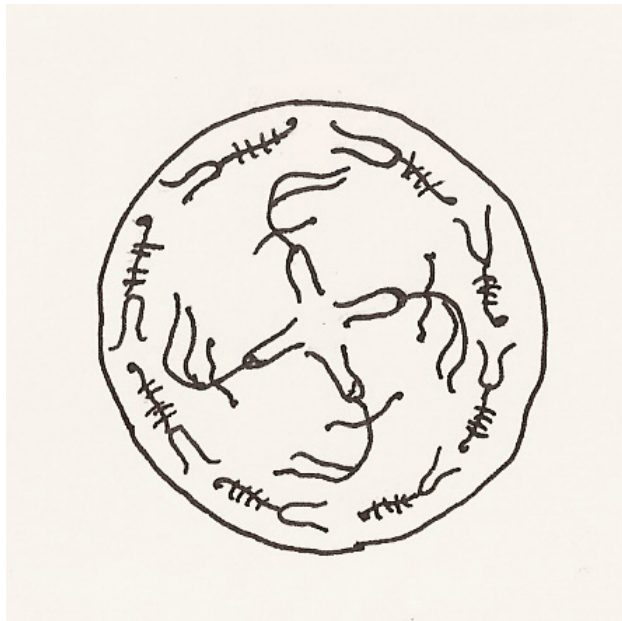
Best Material: Wood, Metal

Origins: Medieval

This symbol can be used to protect against evil spirits, curses, negative spells and pagan practices.

Definitely, protection symbol.

Gammata Cross



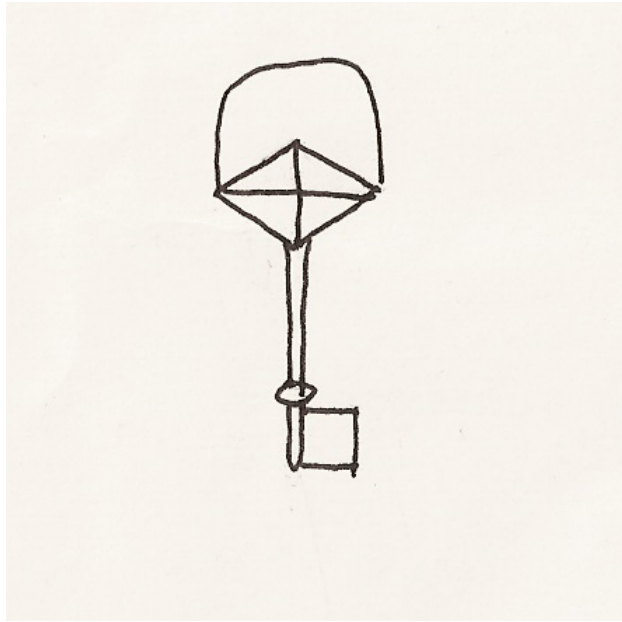
Main Use: Attract Wisdom

Best Material: Wood, Metal

Origins: Hindu

Sun Wheel, it's meant to attract knowledge and wisdom required for enlightenment, illumination, entering the doors of Heaven.

The Key of Hekate



Main Use: Attract Wisdom


Best Material: Wood, Stone, Metal

Origins: Greek

The key of Greek goddess Hekate, meant to attract knowledge and wisdom, deal with daily problems and troubles.

It can be used as support for student of the occult, as introduction to magick and occult practices.

Pentacle



Main Use: Magical Protection

Best Material: Metal

Origins: Medieval

Meant to protect against evil spirits, spells, negative energies etc. Also known as white pentagram, it's a protection during magical rituals, it can be used also to support development of magical powers.

Some of you might wonder what's the difference between a Pentacle and the Pentagram. Well, pentacle above is a pentagram enclosed within a circle, and

it's often associated with Wicca. It's generally a protection symbol. Pentagram, on the other hand, is much more complex symbol when it comes to its meaning. A pentagram can be associated with both male and female elements, or with transmutations of the Chinese elements, and these are only few meanings. To be honest, explaining the history of the pentagram symbol would take a whole book. So, another time, perhaps...

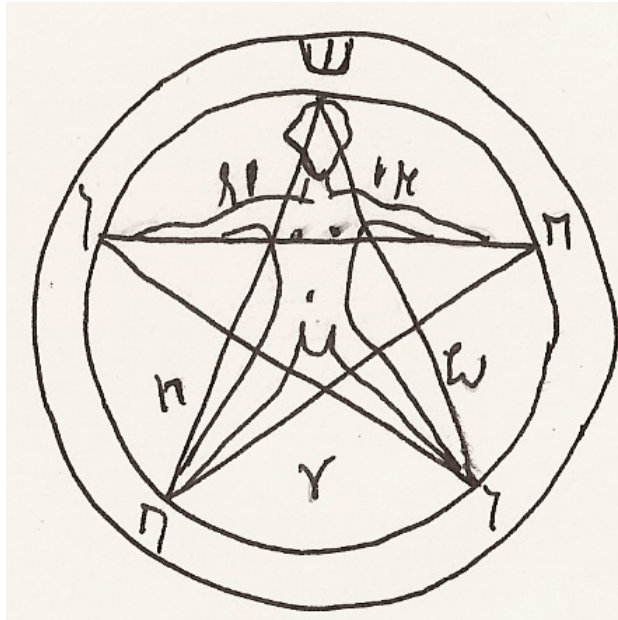
The Thor's Hammer



Main Use: Achieve Victory
Best Material: Metal, Wood
Origins: Norse

Also known as Mjollnir, it's meant for absolute protection against evil and negative energies. It supports achieving victory, and even face your inner demons and fears.

Hebrew Pentagram



Main Use: Magical Protection

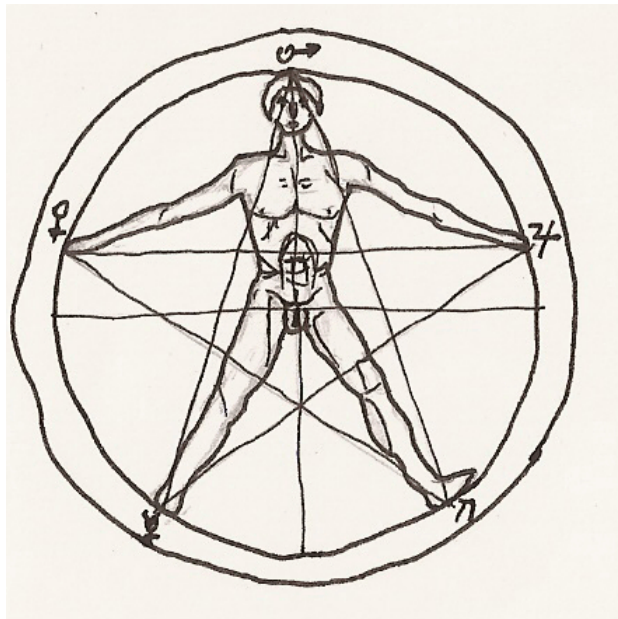
Best Material: Stone, Metal

Origins: Hebrew

This symbol is giving you protection when dealing with supernatural powers like disembodied entities.

It can also attract vital energies and equilibrium to your life.

Pentagram of Agrippa the Magus



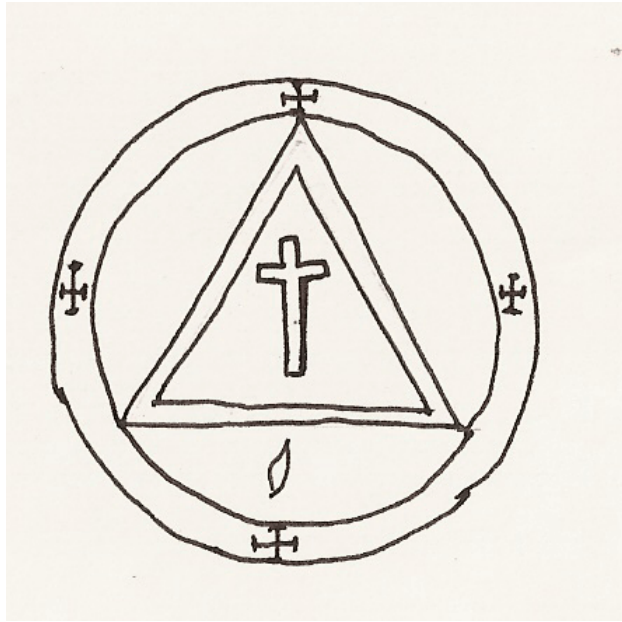
Main Use: Magical Protection

Best Material: Metal

Origins: Medieval

The symbol of light, often used in magic rituals, giving the mage protection against evil and occult powers. It's another protection symbol for occult practitioners.

Magical Pentacle of the Son



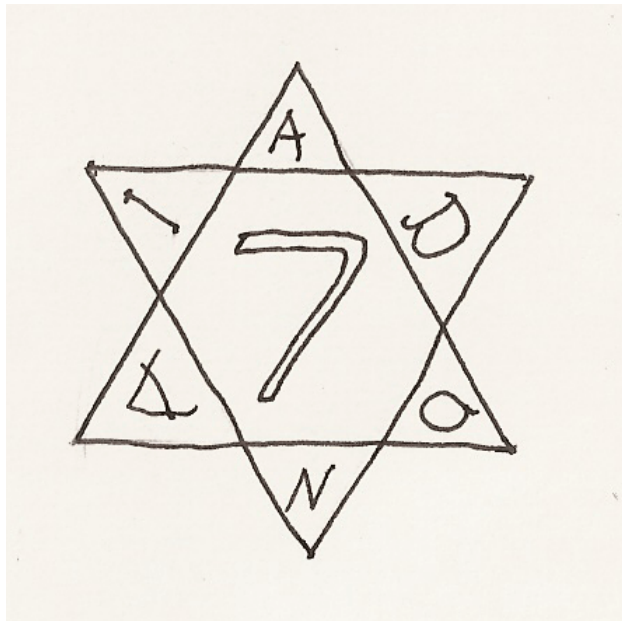
Main Use: Magical Protection

Best Material: Wood, Metal

Origins: Medieval

This symbol is magical protection against curses and gossips. It can be also used to protect against demons and different occult powers.

Magical Seal of Salomon



Main Use: Protect Against Spirits

Best Material: Wood, Metal

Origins: Hebrew

The symbol of God power symbolized by Hebrew name of God – Adonai. It provides you with magical protection. It can be used to win the battle against evil.

Udjat – Eye of Horus



Main Use: Protection Against Bad Wishing


Best Material: Stone, Metal

Origins: Egypt

Sacred Eye of Horus is symbolizing magical means of acquiring knowledge and understanding the universe.

It can be used as protection against bad wishing.

Fire Star of the Masons




Main Use: Magical Protection

Best Material: Metal, Stone

Origins: Medieval

Letter G is the symbol of gnosis – learning and understanding. When used during magic rituals and ceremonies, it provides you with protection coming from good spirits.

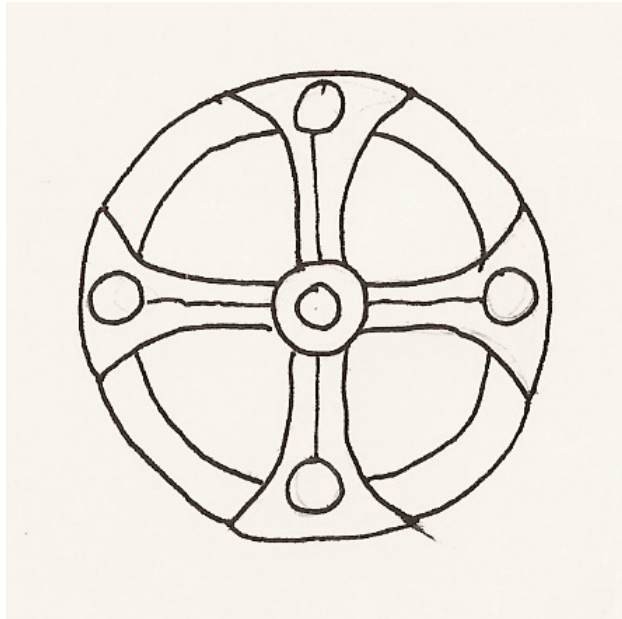
Abrakadabra



Main Use: Magical Protection
Best Material: Stone, Metal
Origins: Possible Ancient Mesopotamia

One of the oldest and probably the best known talisman – it contains two words, *Abra* = God, and *Cad* = saint. It's used for protection against magick, but it can also attract magical abilities. To make it work, you must write it down from entire world to one last letter, just like on the image to the left.


Celtic Circle



Main Use: Achieve Goals
Best Material: Stone, Wood
Origins: Celtic

The Celtic Circle helps you reach for the power of spirit, so the power can help you in achieving your goals by walking the path of wisdom and self-development.

Valknutr



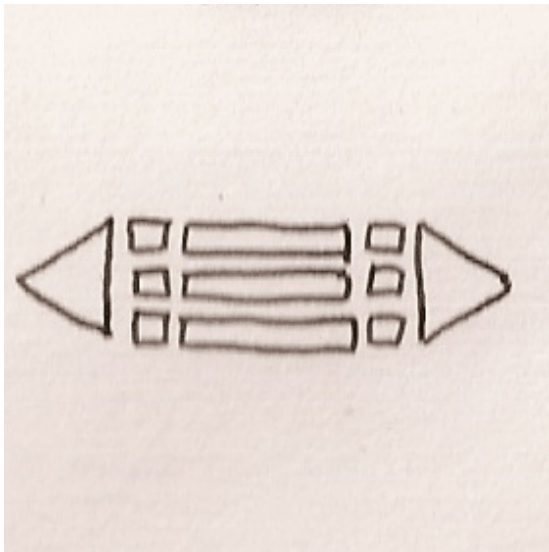
Main Use: Magical Protection

Best Material: Wood, Metal

Origins: Norse

It's another amulet for general protection. But mainly, it protect you against lower deeds and negative magical practices you might perform. It symbolizes the nine words and it's often associated with Norse symbolism.

The Atlant Symbol



Main Use: Protection & Healing

Best Material: Metal

Origins: Egypt (possible ancient Atlantis)


Symbol of healing and protection and spiritual development. This symbol is said to originate in ancient Atlantis, but in reality it was found in Egypt.

It has many uses, that require stand-alone book on the subject.

Mayan Symbols

We do not know much about Mayan's culture. Based on many studies, we managed to identify some of their alphabet and knowledge, but we think we only managed to scratch the surface. Below are the symbols associated with magical powers that can be used as talismans or amulets.

Ahau




Main Use: Find Love

Best Material: Stone

Symbol of cosmic harmony that helps you find love, and learn the art of tolerance.

Akbal




Main Use: Deal With Problems

Best Material: Stone

Simple, yet powerful symbol that helps negative patterns re-emerge from your subconscious to your conscious mind. Identifying your problems is first step towards dealing with them.

Ben




Main Use: Protection

Best Material: Stone

Another simple symbol that can guard you on your journey of life, giving you courage to face new day. It protects against the unknown.


Caban



Main Use: Deal With Negative Thoughts
Best Material: Stone

This symbol can center you – it means that it helps you live in the present, a rare skill these days. It protect you against negative thought caused by past events, or the fear of the future.

Cauac



Main Use: Fight Addictions
Best Material: Stone

This symbol helps you reconnect with your inner-self in order to face the fears you was putting away. It can also help you fight your addictions, and stop being afraid of the unknown.

Chiccan




Main Use: Develop Intuition

Best Material: Stone

Not so simple, but quite useful symbol for those who wish to reconnect with their higher self and their psychic intuition.

Chuen



Main Use: Awake Psychic Abilities

Best Material: Stone

Both eyes are closed, with the Third Eye opened – this symbol can be useful for psychic-wannabes, but its main purpose is to teach you to always speak the truth.

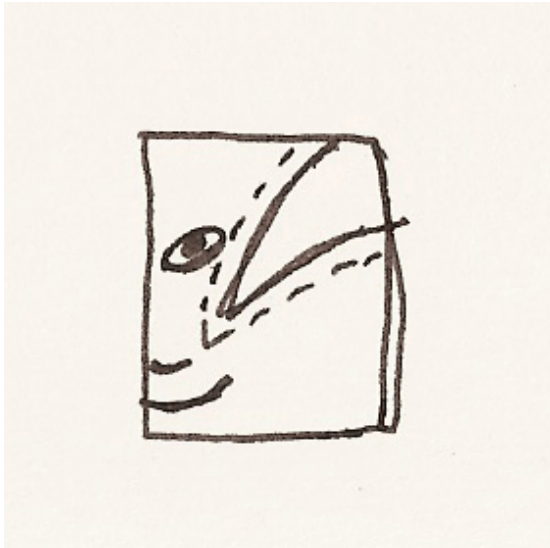
Cib



Main Use: Develop Psychic Intuition
Best Material: Stone

Another symbol that helps you reconnect with your higher-self and your psychic intuition.

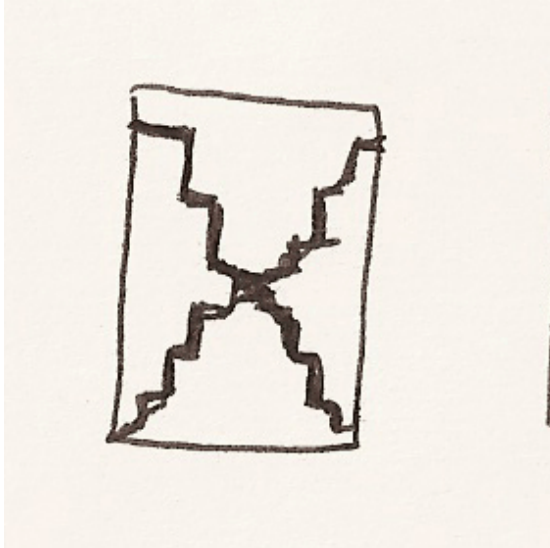
Eb



Main Use: Develop Your Spirituality
Best Material: Stone

This symbol can teach you to do good and good only, It also cleanse you so you become a channel for spiritual forces.

Etnab




Main Use: Deal With Illusions

Best Material: Stone

This symbol helps you recognize false things and illusions, allowing you to accept the truth no matter how hard it can be.

Ik




Main Use: Unleash Inspiration

Best Material: Stone

Very simple symbol that can help you unleash your inspiration and act according to your intuition.

Kan



Main Use: Get Rid of Fear

Best Material: Stone


This symbol can help you achieve your dreams and force you to act here and now so you can work on achieving your goals. It can help you get rid of fear of risking things, it can also destroys old thinking patterns that are holding your creativity back.

Angelic & Hebrew Seals

You might have heard about angelic seals - these are the symbols that were introduced by *Clavicula Salomonis* - the Key of Salomon. It's an ancient grimoire, magical book, probably Hebrew in origin. Throughout ages it provided mages and occultists with both positive, angelic seals, and negative, demonic seals as well. For obvious reasons this book won't provide you with demonic seals, but only with Angelic seals. Throughout centuries, similar seals has been created within Hebrew culture's magical circles, and later among Kabbalists and mages who were basing their studies upon Hebrew magick.

Seals can be turned into different sort of amulets and talismans. Then can be made into pendants, or draw and hanged on a wall, or placed upon books, inside books, etc. They can be draw on the ceiling or floor, you can even us some tape to create them. Because of their complexity, the best way to prepare a seal is to draw it using pencil or ink.

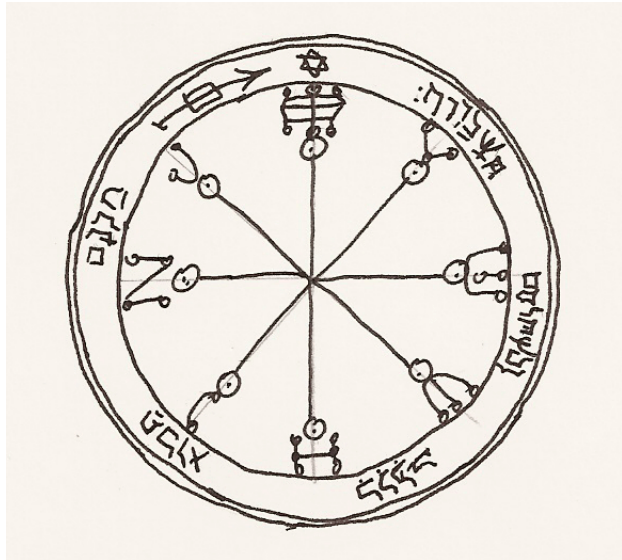
Fifth Pentacle of Saturn



Main Use: Protection

A protective seal for anyone who is invoking the spirits of Saturn, containing four names of angels – Rakhaniel, Arahanach, Noaphiel and Roelhaiphar.

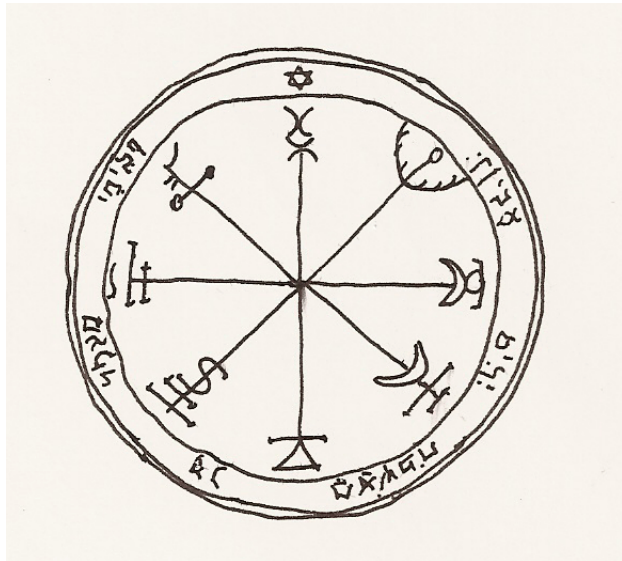
Sixth Pentacle of Mars



Main Use: Protection

It's another protective seal. This particular symbol protects the owner from injury or any harm, sometimes turning the weapons of enemies against them.

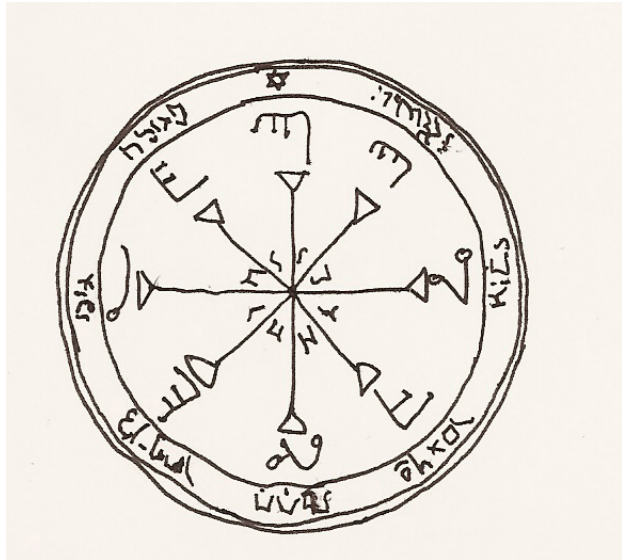
Seventh Pentacle of Jupiter



Main Use: Finding “Treasures”

Are you seeking for treasures? This seal can help the owner in finding hidden treasures. But beware – what “treasure” really means to you? It doesn't have to be a chest full of gold coins. Also, this seal protects against poverty.

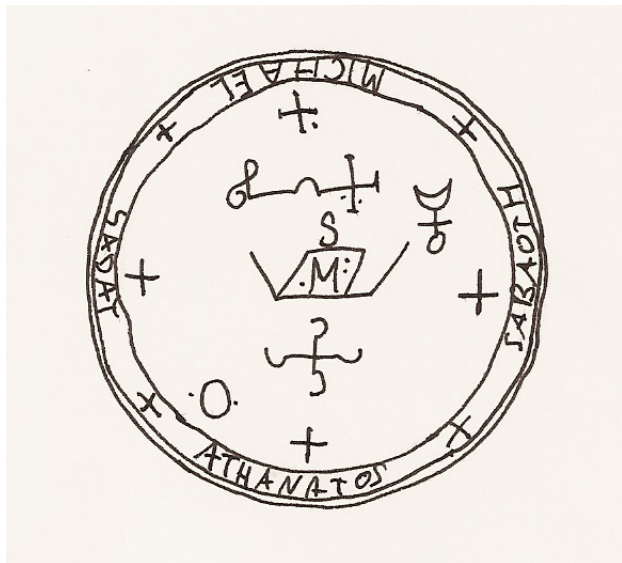
Fourth Pentacle of the Sun



Main Use: Seeing Spirits

Something for paranormal investigators, this seal is said to allow the owner to see spirits. But some sources note that it works only during ritual work, forcing the spirits to appear.

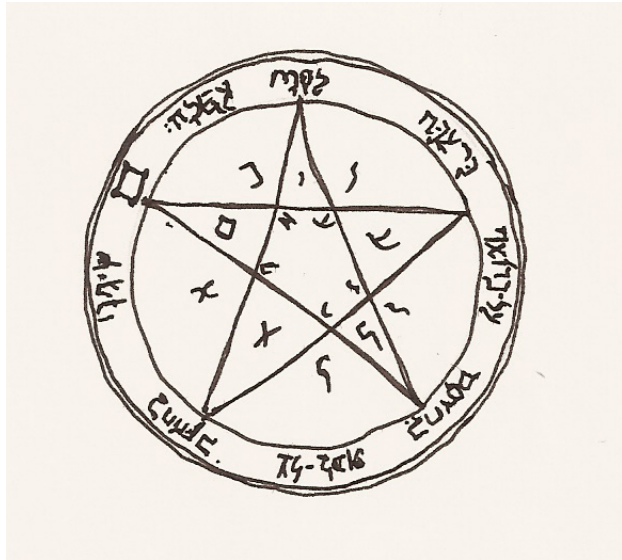
Seal of Archangel Michael



It's a seal for invoking the Archangel Michael himself. It's not meant for protection or attraction, but for working with powerful entity. Don't play with this one.

It's more a symbol for reference than for use.

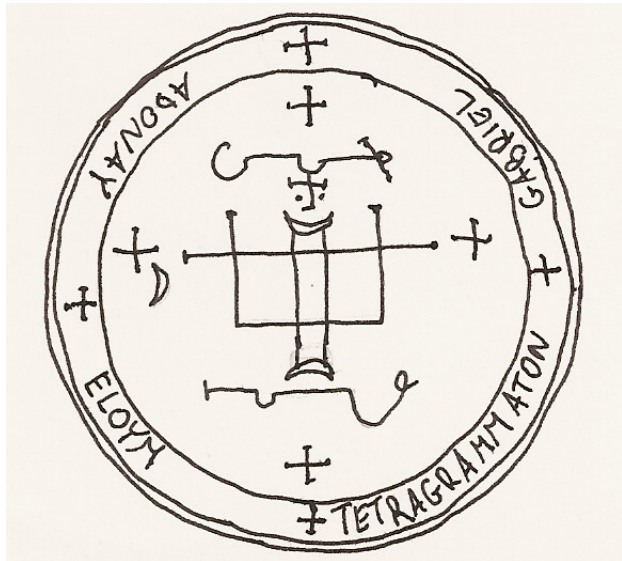
Second Pentacle of Venus



Main Use: Attract Honor

As talisman, this seal helps the owner attract honor, and gifts of Venus. Now, Venus is a symbol of love and relationships, but also new day and hope. This seal might be able to attract love as well, then.

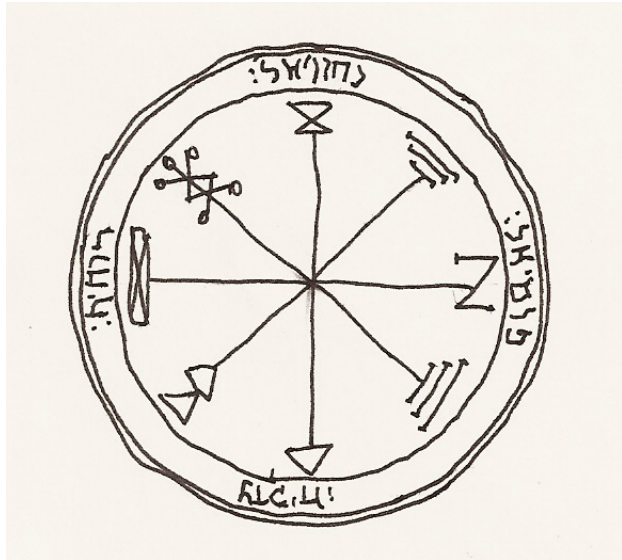
Seal of Archangel Gabriel



Main Use: Improve Health

Another archangel's seal, this one of archangel Gabriel. It is supposed to improve health and vitality.

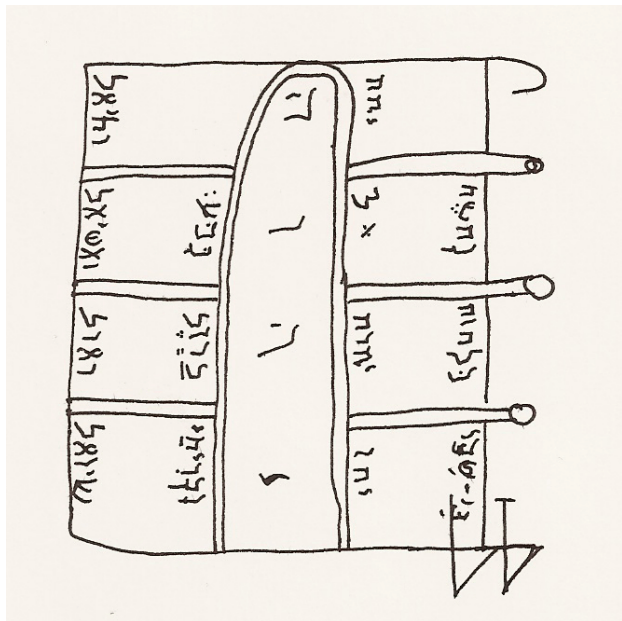
First Pentacle of Jupiter



Main Use: Find “Treasures”

This seal is used to invoke the spirits of Jupiter, but mainly, it contains the name of Parasiel, an angel that was the the master of treasures. It's possible for this seal to help you find hidden treasures. But again, it doesn't have to be a chest full of gold coins.


Pentacle of the Moon



Main Use: Discover Hidden Talents

As talisman, the pentacle can help you discover your innate talents and release your creativity. It can also be used to deal with any problems on your path.

Wealth Talisman



Main Use: Attract Wealth

As talisman of wealth, it can help you in multiplying your money, earn more money, better your financial situations.


Pentacle of Jupiter



Main Use: Attract Luck

The talisman of luck. When used, it can help you in hazard or different games, attracting luck. It can also be used to help you make the right decision.

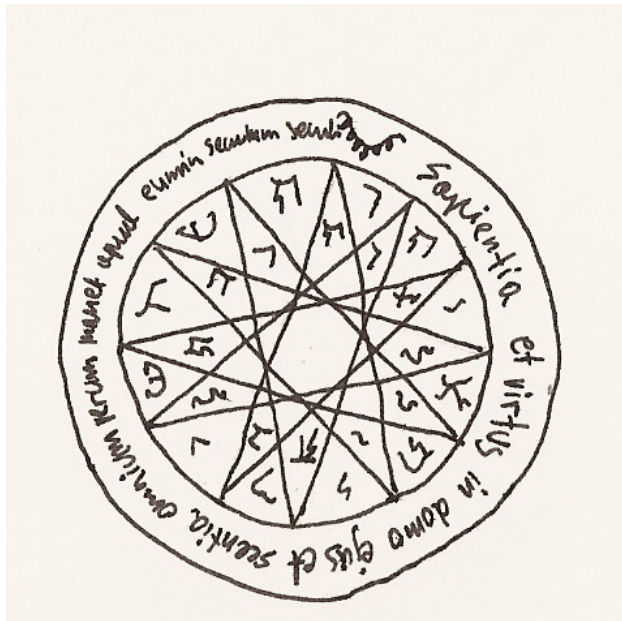
Pentacle of the Sun



Main Use: Develop Self-Confidence

This seal as talisman can develop life power, happiness, self-confidence and clear mind. It helps in achieving life success, begin new endeavors and obtain fame.

Pentacle of the Mercury



Main Use: Improve Focus

As talisman this symbol is used to improve your focus and concentration, as talisman it protects against stupidity. The words on the outer ring goes; *Sapientia et virtus in domo eius et scientia omnium rerum manet apud eum in seculum seculi*, which can be translated as “wisdom and power are in His house, and the knowledge of all things forever and ever”.


Magical Circle



Main Use: Material Gain

This pentacle is related to money. When used, it can help you out in business and industry issues, make the right call in business deals, and increase your material stocks.

Relax Talisman



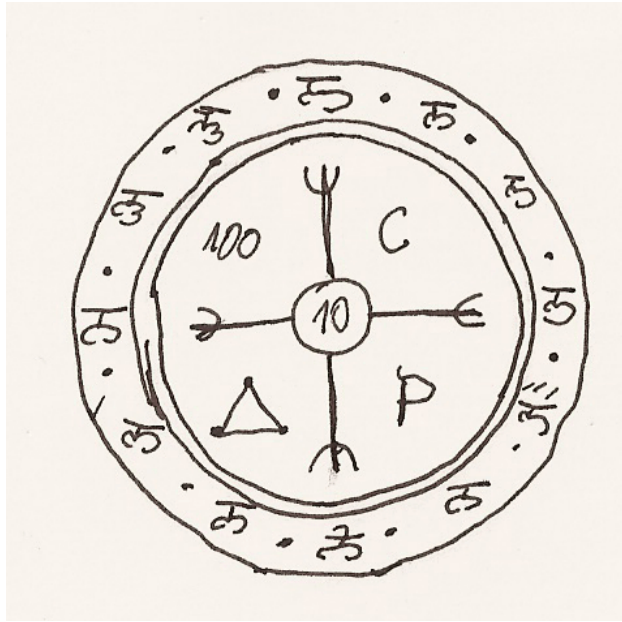
Main Use: Obtain happiness.

I just couldn't come up with better name.

This symbol is used for relaxation and obtaining happiness. As talisman it can help you improve your mood, relax and face problems with smile.

As amulet, it protects from fear, depression and loneliness.

Healing and Releasing Amulet



Main Use: Deal With Curses

As talisman, this symbol can help you deal with curses, hide from your opponent, and provide you with good sleep. As amulet, it protects from magick and evil entities, and nightmares as well.

Travel Amulet

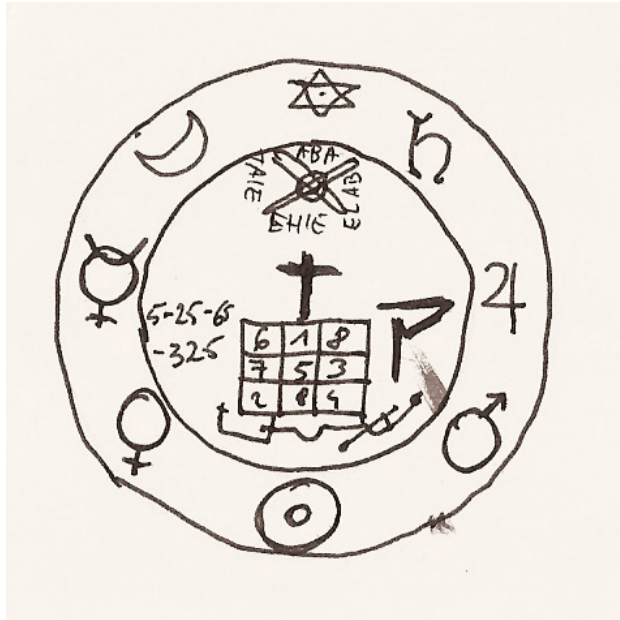


Main Use: Deal With Problems

As talisman it helps you deal with problems and dangerous situations, and find safe shelter.

As amulet, it protects from unknown enemies and accidents during journey.

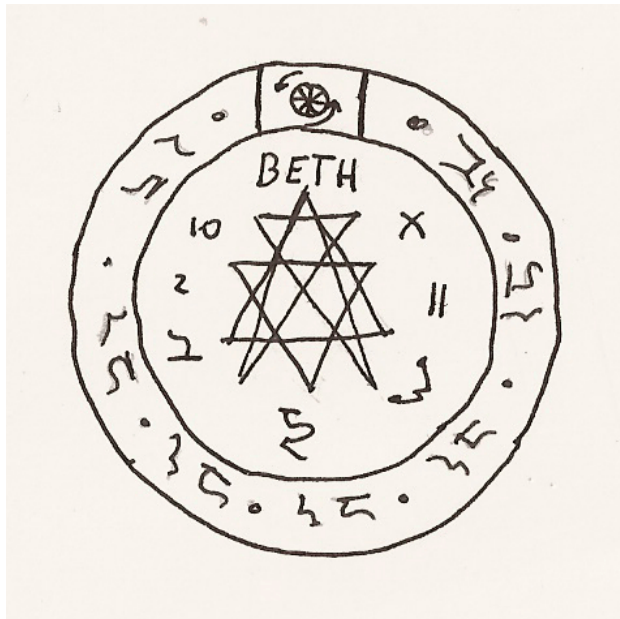
Universal Talisman



This is quite universal symbol, as talisman placed in sleeping room, it helps in both body and mind regeneration.

As amulet, it protects from general dangers.

Unity Talisman



Main Use: Heal Relationship

This symbol should be used by couples with problems. It can help in healing your relationship, deal with conflicts in marriage, or partnership relations, and increase your sexual vitality.

Pentacle of Mars



Main Use: Protection and Healing

This talisman can be used as mean of defense. It can protect you from negative energies or enemies. It can be also used to increase your healing rate.

Pentacle of Venus



Main Use: Relationship

This pentacle can be used to obtain love, increase your attractiveness, find new friends, create new relationship. And improve your current relationship.

Regarding creation of the seals. We've tried number of drawings, and all the time for non-hebrew speaker, it would be difficult to identify the letters. IF

they're Latin it's OK, but if the seal contains Hebrew letter, I strongly suggest grabbing some Hebrew alphabet reference for additional identification. It's difficult to represent original letters with hand write, sorry. You will find a link to Hebrew alphabet reference site in the resources section.

Norse Runes

Norse Runes are powerful magical symbols. Each of 24 runes, that create the Elder Futhark alphabet, can be used as talismans or amulets - and this use have been described on following few pages. Runes can be also turned into more complex magical symbols - formulas (also known as runic scripts) or bindrunes. But because it's more complex subject, these runic formulas and bindrunes can be found in my other e-book, [A Librarian's Guide: Norse Runes Mastered](#). Here you will only learn about basic use of 24 runic symbols.

Credit: runes' photos comes from [my own collection](#) which is licensed as Creative Commons on Flickr.

Fehu



Main Use: Obtain Wealth

Fehu represents monetary gain and financial issues, but also the beginning and the end of a cycle. It can be used as talisman attracting money and success.

Uruz



Main Use: Obtain Strength

Uruz symbolizes strength, therefore it can be used as talisman that attracts both mental and physical strength and power. It can also attract good health, and protect you against dangers or losing your independence.

Thurisaz



Main Use: Protection

Thurisaz can attract additional sexual strength to your life, but mainly, it's a symbol that can be used to protect yourself against dangers and evil forces, in Norse mythology represented by Giants, the enemies of the Asgard.

Ansuz



Main Use: Wisdom And Intelligence

Ansuz is a rune of communication, therefore it can help you overcome communication problems (are you a negotiator, perhaps?). Also, it's a rune of God Odin, so it can attract wisdom and knowledge.

Raido



Main Use: Protect In Travel

A rune of travels – both spiritual and physical. As amulet, it will protect you in your journey, or in times of trouble. It can also help you understand what your destiny is and what goals are really important to you.

Kenaz



Main Use: Obtain Knowledge

Kenaz is a rune of knowledge and fire. As amulet Kenaz will protect you against negative energies or black magick. But it can also show you the way in times of trouble, or help you improve your learning process as well.

Gebo



Main Use: Relationship

Gebo is a rune of exchange and gifts. It teaches that everything in this world is an exchange. It's a rune that attract love and good relationships.

Wunjo



Main Use: Happiness

Wunjo is a rune of luck, happiness and success, therefore it can be used as talisman that will attract all these things.

Hagalaz



Main Use: Destroying Negative Patterns

Hagalaz can be used as magical symbol of destruction – a destruction of your own negative thoughts or negative patterns, that must be destroyed in order to make place for positive changes.

Nautiz



Main Use: Get The Answers

Nautiz is not a rune that should be used often, it symbolizes the need. Therefore, it should be used only in times of trouble when you have no idea what to do, and you need advices – Nautiz will provide you with the answers you seek.

Isa



Main Use: Seek Individualism

Isa is a rune of individualism. As talisman it can be used to support your independence. You might want to use it when in times of trouble to slow things down.

Jera



Main Use: Wealth and Success

Jera is a rune of success and harvest. It can be used to attract monetary gain, or business success, or any other kind of success. But it can also teach you patience, that is really needed in all areas of life.

Eihwaz



Main Use: Psychic Development

This rune will help you understand the Universe, and your own self, by teaching you secrets of life and death. It's symbolizing your primary energy channels, thus representing your psychic potential as well.

Perthro



Main Use: Obtain Luck

Perthro as rune of luck can help you attract positive results, but it also teaches that it's hard to predict the future, and you must be very careful.

Elahaz



Main Use: Magical Protection

Elahaz is powerful magical rune that can be used as amulet, protecting you against black magick and negative energies, or as talisman, which will support you with the power of spiritual world.

Sowilo



Main Use: Victory

Sowilo is another powerful rune that can help you attract success and, what's more important, illumination. It's also a rune of victory, so if you're fighting over something, use this rune as talisman.

Tiwaz



Main Use: Justice

Tiwaz is a rune of justice – use it as talisman when you want to be victorious in court, for example.

Berkano



Main Use: Physical Protection

A protective rune for everyone who creates something new. But mainly, it's a rune for mother and her kids.

Ehwaz



Main Use: Improve Cooperation

This rune can be used if you wish to attract help and support of other people. It's a rune that brings harmony to cooperation between two parties.

Manaaz



Main Use: Human Skills

Manaaz can be used as amulet protecting your secrets, but also as talisman, attracting positive changes to your life, teaching you what it really means to be human.

Laguz



Main Use: Deal With Problems

Laguz can be used as talisman when passing difficult time of your life.

Ingwaz



Main Use: Achieve Happiness

Ingwaz is another rune that can be used as talisman for attracting positive changes, success and harmony to your life.

Daguz



Main Use: Obtain Hope

Daguz is a rune of new day and hope. Use it if you experience problems in your life and you wish to attract strength needed to survive these difficult times.

Othala

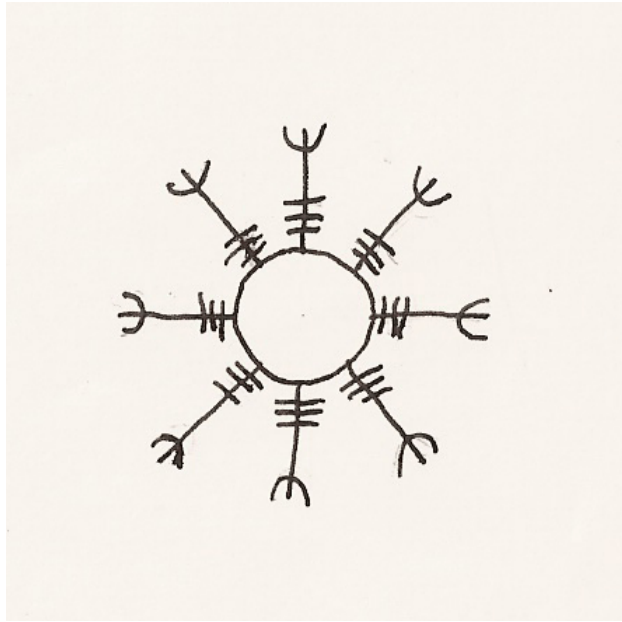


Main Use: The Rune of Family

Othala can protect your estate and home, as well as your entire family. It symbolizes the end of something as well, so it can be used to end things you're tired of.

These are only short explanations of the runes. If you wish to learn more about Norse Runes and runic magick, purchase my another e-book, the [Norse Runes Mastered](#).

Aegishjalmur



Main Use: Protection & Power
Best Material: Wood, Stone, **Tattoo**
Method of Creation: carving
Origins: Norse

Aegishjalmur is an ancient Norse powerful symbol, meant to protect against negative influences, and attract power and strength. It was often tattooed by leaders and Norse king, meant to make them powerful. Use it to protect places, people. It's the only runic symbol that can be tattooed.

If we've reached Norse symbols, there is one more symbol that needs to be mentioned.

Solar Cross



Illustration 2: Classic European Solar Cross

One symbol that can be found in many cultures around the world requires more explanation. The above is known as solar cross, Thor's Hammer or Swastika – the symbol of Nazi movement. Well, is it really? Actually, the symbol above is not the Swastika – it's just the solar cross. So what swastika really is? Look at the image below.

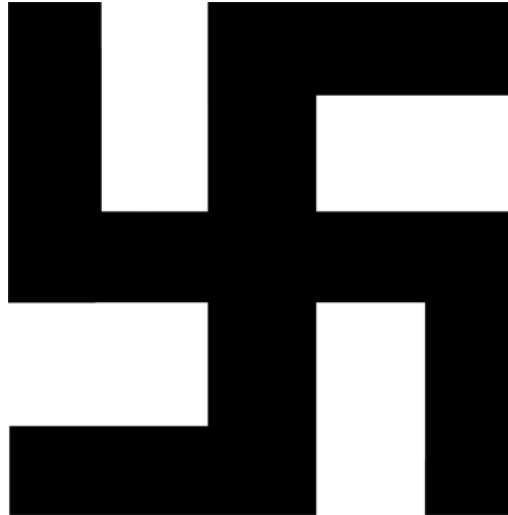


Illustration 3: Original Nazi Swastika

This is swastika – note that direction the arms are turned. Both symbols are very old, and their meanings are quite similar. Do you remember spiral at the beginning of this small dictionary? A spiral that goes counter-clockwise brings positive energies, and the spiral that goes clockwise brings destructive energies. Same thing applies to the solar cross. It is a symbol of powerful energy for fire and the sun that is well known in many cultures and it was always a positive symbol until the Nazi movement decided to use it as their own symbol. But bare with me, please.

The solar cross facing left, the first one, brings the powerful energies of creation, while the solar cross facing right, the second one, used by Nazi, brings energies of destruction. There's a hypothesis that Hitler was just a pawn to a group of occultists who persuaded him to use right-faced solar cross as his symbol. And yes, Nazi have destroyed a large portion of the

Europe at first, but then – something happened. Hitler decided to turn the symbol a bit... or about 45 degrees, and this is what he got.




Illustration 4: Nazi Swastika

Now this solar cross is a symbol of the victory of the ego, and it's not a natural symbol. Therefore, Nazi have lost support in the laws of Nature by changing their primary symbol, and this has lead to their defeat.

I'm not saying that you should use solar cross as your talisman or amulet if you live in Europe or North America. I'm just saying – don't be surprised if you will find solar crosses in other parts of the world as quite common symbols of creation and positive light.

Summary

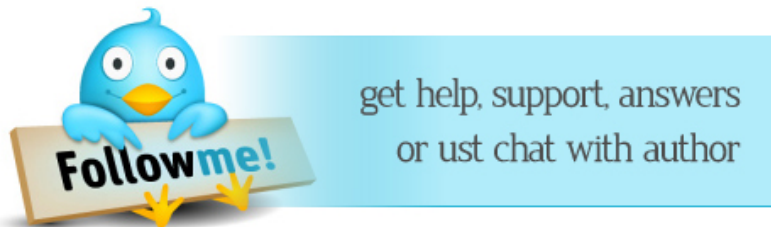
That completes this short e-book guide to talismans. I hope you have found it interesting and educating. Feel free to print it, and use it as further reference. Know that the world of magical symbols is very wide and it would take few tomes of encyclopedias to describe all the symbols that were ever used.

Feedback & Comments

I will greatly appreciate any comments and feedback emails, and testimonials as well – simple send them to my email: nathan@astateofmind.eu

About The Author

Nathaniel is an energy worker and psychic, paranormal investigator and occult explorer. He lives in Poland, and he make a living by writing and blogging. His occult experience includes Ceremonial and Chaos magick practices and modern vampirism as well. Currently, he study spiritual development and he's also Reiki practitioner.



Or network with Nathaniel on [Facebook!](#)

Resources

[Symbols.net](#) – huge on-line database of different symbols.

[Hebrew Alphabet Reference](#) – a reference you might want to use when creating talismans and amulets containing Hebrew letters.

[Spiral Fire Studios](#) – you can order some beautifully draw seals from Key of Salomon from this website.

Glossary of Terms

Amulet – magical object that is meant to protect, for example against negative energies.

Clavicula Salomonis – also known as The Key of Salomon in English, or as Lemage-ton. It's a Medieval grimoire, a book of magick some occultists credit to King Salomon. Yet, the proof for Salomon's authorship has never been found.

Sacred Space – an area designed for magical or spiritual working.

Seal - see: sigil.

Sigil – magical symbol, graphical representation of a specific idea. Sigils can represent specific entities, thoughts and entire ideas.

Talisman – magical object that is meant to attract, for example money or love.