


BOOK OF MAGIC



Contents

Chapter One: The Subject of Magic

Chapter Two: Magical Power and Natural Energy

Inner Power

Energy of the Elements

Space and Planetary Energy

Chapter Three: Fulfillment of Wishes

Chapter Four: Money Magic

The Money Attraction

Money Talismans

Business Magic

Chapter Five: Love Magic

Spells and Rituals for Love

Love Talismans

Love Potions (#1–15)

Love Divinations

Antidotes for Love

Chapter Six: Magical attack and protection

Personal Protection

Home Protection

Break the Evil Eye and Hexes

Justice and Retribution

Chapter Seven: Magic for Various Purposes

Success and Protection of Different Lines

The Deliverance from Pernicious Habits

Healing Magic

Chapter One

The Subject of Magic

Is there anything, in this or other world, so powerful that just a saying of its name would set in motion all uncompromising opinions and indifferent feelings? Is a thought so material that capable to melt an ice and light a flame, to be cause of gigantic destructions or great creations? Where is a border, having crossed which, you will find yourself beyond reach, and all in the world will be easily accessible and subject to you?

Is it possible already now, in this life, to find a magical door behind which you are waited answers to all mysteries and questions? Will be these answers those what you expected, or they will disappoint you, will they give cause for new quest and new victories? Having made a step and found a new world, will you want to return back?

Putting these and other questions for yourself, did you have clear answers? Was a public mind definitive for you, or only temporarily it became a replacement for your own opinion? Did it brake your own search, your hope, thought, wish and success? If it was so, make a new step. Find your own world. The future begins right now, let's try to create it.

The Basis of Magic

Magic is ability of people to change the reality in a necessary direction by the power of thought and will. But in itself a thought about desirable events is a little worth in our physical world. Only when our wishes are supported by a real action, their translation into life is possible. So in daily life, to have any things and profits it is necessary to make certain actions. Magic means an imitation of these actions combined with a mental work. For example, you dream of love of a person and decide to use magic to arouse desire — then you mentally imagine your intimacy, how your hearts afire with passion and at the same time you connect two candles symbolizing your bodies, and light fires which are symbols of your passion. In

other words, you create an idea and images of wishful events (use your will, faith, and imagination) and support them in the physical world by special actions repeating the real events (manipulate energy of the natural elements) — that is, you build a mental model, a spatial matrix, filling which, various events and circumstances take the form of the wishful reality.

Thus magic is a connection of two worlds, material and spiritual space, where an idea can influence physical reality and reality can form necessary thoughts and feelings.

Spells and Incantations

At the beginning, there was a word. And the word was magic. Yes, indeed, creation of a matter from a void, using only power of words, is a magic work.

A word is a great power. A word can kill or give a new life. In our world by means of words, states are ruled, laws are ratified, wars are begun and ended, marriage promises are made and feelings are expressed. In the real world, we can get various things by entreating favors of our patrons or demanding obedience from our subordinates. But here, we should recollect that the great ones of this world are not the main authority in the universe. There are the more high-ranking ones — the Nature Powers and Old Gods able to grant to us what we want or to take away what we already have. A direct verbal contact with these forces is the oldest kind of magic.

But, certainly, using of common words and expressions will hardly help you to have contact with a power of the universe. Here, it is necessary to use special word formulas which are named magical spells and incantations.

Incantation. This term has several different meanings. The first meaning is an entreaty or a supplication for anything in the name of someone. The second meaning is a bending in your will or a subjection of somebody or something by power of magical words.

The primary kind of incantations is a special speech that are directed to an object on that it is necessary to influence. This influence can be directed on various objects of our world or the beyond, on people, supernatural beings and natural phenomena which are personified — all they are consider as living creatures. Usually, such incantations have form of demands and commands, which are made in a dogmatically imperative tone and into them quite often there are mention of punishment in case of not carrying-out a commands. A formula or a common construction of the incantations is *“I order you to make this and that...”*.

The other kind of magic word formulas are imploring or beseeching incantations. In this case, magical words are directed not to object of the influence, but to an intermediary — natural forces from which a help is expected. Beseeching incantations can be directed to Old Gods, the Sun, the Moon, stars, nature elements, spirits of ancestors, spirits of house or forest in whose power to decide one or another question. Fairly often, the magical words are accompanied with symbolical sacrifices — food, wine, clothes and different things are burnt, buried, sunk or thrown before a wind as offering for the nature elements. These incantations are constructed as the two-part formula: *“I give you... and you will give me”*.

Magical spells are “placing of words on” or “uttering on” — magical words are uttered directly on a thing so that a breath touch its surface. In essence, it is a direct transmission of a magical power to an object. Usually, spells are uttered on salt, sugar, food, water, ground, and on things belonging to a person on who it is necessary to influence.

There are spells a basis of which is a comparison or a likening of two objects or events — actual and wishful. A common construction of such spells is “*As... so*” or “*When... then*”. Often, a realization of wishful events is compared and connected with time of beginning and ending of various natural phenomena. For example, “*When all leaves will have fallen from this tree, the illness will have gone off*”. In that way, a natural force responsible for one process is called for help in another affair. Spells of this kind are usually said at time of an action that are similar to one that is wanted to cause — they as if describe and explain an inside meaning of the imitating actions. For example, a wizard lights a candle and says, “*I light not a candle. I kindle love. As the flame is hot, so the love will be ardent*”.

Also, spells can be uttered without any actions at all. In this case, spells are considered as a substitution of a real action by its description. Anyway, a casting of any spell must necessarily be accompanied by a mental visualization — you must mentally see what you speak and what consequences your words will be have.

So, the power of magic word is boundless: it can control natural elements, prevent or evoke a thunder, a storm, a rains, and a hail, give bumper crop or sterility, increase herds or extirpate them by a plague, grant a happiness, a health, a success to people or distress them, heal a sick man or send illnesses to healthy one, inflame love in heart or cool a passion, inspire a mercy, a gentleness, or an anger and a grudge, give an accuracy to weapon and make a soldier invulnerable to bullets, arrows, and swords, cure wounds and stop blood, turn people into animals, trees, or stones — in short, a magic word can influence on events, change essence of things, subjugate beneficial and malicious forces of the nature to a will of a witch or a wizard.

Talismans and Amulets

Each physical object has internal power which was given to it by nature or which it has received as a result of certain actions. This power has a constant influence on ambient space and other objects. Could say that we live in the world of constant interactions and power exchanges. That is why our physical and spiritual state, abilities and skills, way of thinking and behavior, mental and visual appeal, our social status and courses of life, can depend on things with which we daily communicate. Thus, choosing one or another object for our milieu, we can change ourselves or our destiny — and it is already magic.

Certainly, different objects have different power, and what is more, various objects have a different volume of the power and have the greater or smaller ability to influence on other objects. Therefore, for the fastest and effective result you should choose the most active objects designed for magic transformations by the nature or specially created for this purpose by hands of people. Such power-valuable objects are named talismans and amulets. It is

necessary to notice that, at different time and in different countries, these terms have had various interpretations.

The word talisman is derived from Arabian words *tilism* or *tilsam* which are translated as “a magical picture” or “a magical script” — originally, it was special objects with arcane inscriptions and magical symbols. Talismans were produced from stone, metal, wood, but most frequently, it was a piece of parchment with written magical formulas which must protect an owner of the talisman from disasters or fulfill certain wishes. The most known ancient talisman is so-called “abracadabra” — the word that is read the same in all directions. Usually, it is pictured as a triangle inverted by top downwards and the word is divided into separate letters.

The word amulet is derived from Latin *amuletum* that is translated as protection from malevolent magic, illnesses, wounds, poisons and other disasters. That is, amulet is thing which gives a protection. At the same time, there is an opinion that the Arabian word *hamala* (the literal meaning is “to carry”) was a basis for amulet — as a rule, amulets are carried on a neck. The first ancient amulets was made from various materials in the form of sacred creatures, totem animals and parts of a body of people — a scarab, an unicorn, a fish, a key, a hand, a palm, a leg or an all-seeing eye.

Also, it is considered that a talisman supports and strengthens your personal abilities and skills given to you by nature. It creates internal harmony between you and world around, helps you to withstand troubles and difficulties. So, if you use a talisman for getting of riches, you will become more dexterous and dynamical, receive flair to see what can give you a profit, and can avoid unnecessary expenditures and risks. In this case, you have all due to your intuition and new professional qualities given to you by an influence of a talisman. In the capacity of such talisman, parts of a body of various animals, whose qualities want to transmit to a person, are often used — it can be a tooth of a shark or a wolf, a tiger’s claw, or an eagle’s feather.

The main influence of an amulet is directed at the world around its owner, that is, on an outside protection and an obtaining of benefits from other people. In this case, all occurs not due to your personal abilities and skills, but due to a secret movement of outside forces. If you use an amulet instead of a talisman for getting of riches, money can come to you without your active actions. But, at the same time, if you have not professional qualities and skill of handling with money, you can easily lose all your new achievements.

Here, we notice that often the distinction between a talisman and an amulet is rather conditionally. The fact is that it is impossible to consider a person as an isolated object. Any your internal change results in a external change and vice versa — the world around you changes you. Therefore, using something as a talisman, you receive that what an amulet could give you. A development of your internal qualities will result in movement of outside forces, and a change of external movements will give stimulus for occurrence of new personal ability. That is why, in many cases, the words talisman and amulet are considered as synonyms.

In final, it is necessary to say that there are natural and artificial talismans and amulets. That is, natural ones are objects which already by nature have great magic power necessary

for a certain affair and there is no need for any additional actions for their effective work. First of all, it is stones, minerals, metals, herb, saint relics, and things from holy places — gold, silver, diamonds, rubies, stones with unusual natural tracery, bones, seashells, mandrake's root, holy water, etc.

Artificial talismans and amulets are same natural objects with which special transformations were made — objects are charged by magical power by means of making rituals, uttering of magical formulas, or drawing of special symbols. As a result of this, natural qualities and abilities of the objects are strengthened or the objects get new values, functions, and abilities. These already are not usual objects, but magical devices capable to change a destiny of other things which are in a field of their influence.

Among artificial talismans, graphic talismans have a significant place, and we shall consider them more particularly.

Magical Symbols

The fact is that for the fast and reliable result, your magical actions should be supported by special spiritual forces. And for these forces are more easy to respond to a call that was made in specific designations.

The spiritual world is beyond our common comprehension, the language of spirits and angels not always can be designated by simple words. The world of shadows communicates with us by means of images and unclear signs arising in our subconsciousness. In other words, in order that we understand the spiritual world, it tries to speak with us in our language. And in order that our words were accessible to the parallel world, we must use symbols known to it.

Most of the magical symbols and signs are names of those forces which are necessary for a fulfillment of our wishes. And when these “names” are incorporated by one common purpose and are in a constant effort, they become not only a drawing, but a real action — spiritual forces, whose names were involved, create conditions and situations which promote a realization of our desires.

But in order that changes really will start to occur in our life, it is not enough only to draw any symbols. It is necessary that these signs could perceive your words and thoughts and became a receptacle of your energy and wish. So that their reading makes move not only your lips, but also would set in motion the concealed laws of the Universe. And for this, there are rituals of an embodiment and spells of a personification.

Rituals

As we have already defined, magical work or magical ritual is a creation of mental forms — matrixes of future events — where the building material for these forms is energy of the nature elements (the Fire, the Water, the Earth, and the Air), and the tools for their construction are your Imagination, Faith and Will.

Beginning a magical ritual, enter a particular mental state. Use your Will, Faith and

Imagination. During a ritual, imagine those events which your actions must cause. Be completely sure in your right and in your acts. You must trust that the wishful events necessarily will take place in your life. Think about the future as about the existent present.

Making magical actions, you must necessarily see what result they will give. Surround yourself on all time of a magic ritual with images and visions of mystical forces and desirable events. If you use forces of Fire, Water, Moon, Cosmos or other supreme spheres, their images accepting the forms familiar to you or arising from your subconsciousness as symbols and obscure visions, necessarily must be visibly present at your magical space.

Your Will must help your Faith and Imagination, to direct energy in a necessary direction, create the exertion and the discharging of magical space, move material objects and transform the time. The magical Will, like a lens, focuses your emotions and forces in one point and helps to achieve the purpose.

Making magical changes of reality, you will use not only your internal, but also external forces and energies.

As in the physical world for production of various things and objects various materials are necessary, so in the spiritual world for initiation of different events is used power of various qualities. It is considered that the main materials of which are created all objects of the physical world are the four elements of nature: the Earth, the Water, the Fire, and the Air. Aspects of these main forces of nature (their energy) are present at all manifestations of our reality and constantly exert various influences on any sphere of our life. Therefore, correct revealing and use of energy of the four elements of nature will be utterly necessary for who will decide to change the world and oneself.

In our world, there are another secret influences and energies which can be useful for building of a favorable reality. First of all this is energy of the stars and planets — Sun, Moon, Venus, Jove, Mars, Saturn and Mercury. All these planets, as well as Gods in whose honor they were named, patronize the different activity categories of the people. Patronage of Supreme Forces also will be necessary for you to have the reliable protection and the bigger domination over people and a situation.

Having finished magical ritual, hide traces of your secret action.

Continue magic and in other days of your life. Remember that magical actions are not only ritual ceremonial acts, but also daily magic in real life.

Be not afraid of possible insignificant failures and difficulties — going towards big aim, you cannot avoid them. If something has not the result from the first, persistent recurrence or approach to a problem on the other hand necessarily will give you success. Remember much depends on you, on decisions made by you, and on promises given to yourself.

Feel that you have mystical connection with all living on the Earth and existing in infinite Universe. Make your own choice and find out not only the visible world, but also its latent scope.

The Time of Magic

One of the main laws of mysticism and daily life is “for each thing or event there are the defined place and the time”. Different actions have the bigger or smaller efficiency in different seasons of year. Magical rituals also have the bigger productivity in the specific periods. Therefore, in order to your magic would be really effective, it is necessary to coordinate it with indications of earthly and celestial clocks.

It is considered that all kinds of beneficial magic should be made on the waxing moon, and destructive forces are in the competence of the waning moon.

Besides the moon cycles, there is the daily magic schedule — each day of week is under the auspices of one of the seven planets and Old Gods. Individual interaction of the planets with the Earth's biofield enables to get the greater success in magic in the definite time interval. Different Old Gods have different influences upon life of people and an appealing to them at an appointed day (day when they have the most authorities) gives more chances that your words will be heard. So if your magic have concern with money and a receiving of material benefits, it will be more successfully on Wednesday than on Monday. For love magic, Friday is intended and Saturday fits for it least of all. Here is the conformity between the days and universal influences.

Sunday is day of the Sun. On this day, the Sun is Lord in the sky and on the Earth, and it can give all its greatness and authority to the one who will make a request. The Sun is a star of kings and grand people and it gives popularity, force, riches and glory. The Sun grants light and warmth, moves heavenly bodies, makes a change of day and night, seasons, years and centuries. The Sun gives blessings, riches, happiness and prosperity. Also, The Sun patronizes weddings. On this day, you can make rituals for successful purchase and sale, attraction of money, career, leadership, for any high aims, happiness, confidence, composure, persuasion and patience, for male sexuality, physical and mental strength. Also could say that on Sunday any magic is possible if only it does not contradict your internal foundations and rules.

Monday is day of the planet Moon. The Moon is the female planet, therefore, it most of all is responsible for a state of female health and fertility. Monday is intended for all kinds of magic connected to spiritism, receiving of information, prophecy and clairvoyance. Rituals of this day for getting of female energy, normalization of personal cycles and internal processes, for development of mental capacity, for home and hearth, for cancellation and neutralization of any magic, for lesbian and homosexual love. The Moon also takes care of sprouts and the future crop, therefore this day successful for any magic connected with sowing and planting.

Tuesday is day of the planet Mars. On this day, there are completely various influences. On the one hand, militant Mars brings destruction and this influence can be use for malicious magic. On the other hand, the power of this planet is very useful in affairs demanding perseverance and resoluteness — when it is necessary to resist to enemies and to have an advantage over them. Today, you can make rituals for stamina, courage, independence, leadership, competition, confrontation, struggle and victory, for success in sport, hunt and war, for male sexuality, for elimination of negative influences, return of black energy and punishment of an offender.

Wednesday is day of the planet Mercury. The Mercury is very dynamic planet that is

responsible for business and money. On this day, magic rituals are successful for travel, getting approbation, homosexual love, receiving of information, prophecy and clairvoyance. Mercury is a patron of traders, cattle-breeders, grain-grower, hunters and travelers. All lowest spirits submit to him. Moneymaking bargains, profitable investments, business connections, professional qualities, gambles, study, education and all kinds of art are under protection of Mercury.

Thursday is day of the planet Jove. The Jove is most intellectual planet capable to bring a success in all spheres of your life. Jove is creator of the world. He impregnates the Earth by rains and awakes the nature for life. Jove punishes for defiance of laws. On this day, you should make rituals for prosperity, advantage over rivals and enemies, for success in gambles, legal cases, public affairs, politics, and higher education. Besides, Jove has concern with male sexuality and voluptuousness; therefore, this day is useful for making various love poisons.

Friday is day of the planet Venus. Venus is goddess of the earth and a harvest, mother of winds, the sovereign of the forest world, the patroness of female needlework, the mistress of crossroads of universe. She owns a secret of a passage from this world into the other world. Venus gives an exit from the most hopeless situations, but she reward only who have strength of mind and who not lose hope. Venus is goddess of woman destiny and that is why Friday is the most suitable day for rituals of fulfillment of any woman wishes. The Venus has concern with public work, shopping, gifts, comfort, harmony, and magnificence, female sexuality, emotionality, beauty and attraction. This planet promotes strengthening of friendship, partnership and marriage, removes hatred and gives peace. Any love magic, making in this day, will give beneficial effect.

Saturday is day of the planet Saturn. Saturn is most dark and mystical force. Dark not always means bad. Here, there is the great secret of eternity which people cannot understand completely. Contact with the forces of this planet usually has negative or cognitive character. Venus is the Father God or the Old God. He patronizes old people and parents, gives wisdom and authority, allots lot and blessing. On Saturday, you can make rituals for success in scientific work, for transformation, reorganization, and reforms, for claiming of debts, reminding of obligations, stagnation of business of your competitors, creation and negotiation of obstacles, antidotes for love magic, antidotes for hexes, curses and the evil eye. And of course, this day is suitable for any malevolent black magic.

Being guided by the rule of seven days, you already can have all prospect of success of your magic. But more the success of your magic will be guaranteed, if you make it in the right place.

The Place of Magic

By ancient traditions, magic should be made at specific places such as a crossroads, an open country, a top of a hill, a ruinous church, an uninhabited house, or a bath-house. Many spells and rituals are made in a kitchen (near a fireplace or a stove), a cellar, or a garret room. Wherever you make magic, remember the following rules.

Beginning your magic, determine the place for a performance of a ritual. The main

condition is a preservation of secrecy. Nobody must prevent you. Nobody must know about your magic. Certainly, other people can know that you have a magic practice, but they must not guess about your real actions.

For a designation of your magical space, create a magic circle. You can use for this purpose a long white rope, by which delimit the external world and the world of your magical transformations. Instead of the rope, you can draw a circle on a floor by chalk. Create in your mind an imagined circle — an energy wall that separates you from the external world. The magic circle is necessary for isolation and an increase of a saturation of the space with magical emanations. Inside the circle, laws of physics not always those to which we have got used. Here, the space and the time are subject to refraction — the future not always is a continuation of the past, and the present lives according to laws of the other world. The closer to circle centre, the stronger these anomalies. Therefore, your main magical place is an altar always should be in the middle of the magic circle.

As the altar you can use a small square table or a stool sheeted with a dark red or black fabric. The altar plays a role of the centre of a concentration of the influences necessary to your magic. Besides, it is considered as the reduced copy of the Universe where all forces and influences of world are collected.

On the altar are placed all magical tools and implements using by you during a ritual.

Magical Implements

Certainly, you can acquire various magical implements as required, but the best of all would be provided with them beforehand. Here is the short list of necessary things. Colored candles. A pen or a thin brush for drawing of magical symbols. A pencil. A drawing paper and a cardboard. A scissors, needles and colored threads. Small plates and cups. Vessels with plugs for magical potions, herbs and granular substances. Sugar, salt, black pepper, herbs and essential oils. Bones of animals and feathers of birds.

All these things must be purchased only on the waxing moon; it is desirable on Thursday or on Wednesday. All magic implements must be cleared by fire and water. For that, hold a cleaning thing above a flame of a white candle so that warm streams of air take away all unnecessary energy and information belonging to this object. Then put it in running water — in a spring or brook, or simply place it under stream of cold water in a washbowl. What can be spoiled by water must be exposed longer fiery cleaning without water influence at all. Anyway, hold a cleaning thing above the flame highly enough so that fire could not spoil it.

Keep all your magical implements in one secret place and use them only in the magical purposes. Having made or bought once any magical implement, do not try to replace it constantly by other new thing — do it only when they have full used up or broken.

Chapter Two

Magical Power and Natural Energy

There are only two ways to get special magical power — either was born with it or to try to develop it. And for the final result, the second way does not concede to the first.

We have many examples when people with bright abilities do not suspect about them at all, and only having begun to develop them, they find in themselves new abilities and forces. Let's notice that each person has magical abilities, but someone has them “on a surface” and at someone, they are deeply latent. Therefore, for someone is easy to look into himself and at once to receive a necessary answer, others need time and great tenacity for long quest. In any case, not doing attempts, you never learn your secret sides and the latent abilities. Having started motion and search, you not be able to remain without changes.

Making various magical actions, you will use energy of the four elements of nature: the Water, the Fire, the Earth, and the Air. And to operate with these energies you will be by means of your Imagination, Faith and Will. Of these three aspects — the faith in yourself and in your actions, the imagination that creates real pictures of possible events, and the will which directs your ideas in a necessary direction — consists a base of a mental influence on spiritual and real world. To these three beginnings of a magical reality it is necessary to add the fourth magical constant — the Secrecy which raises the Faith, strengthens the Will and gives rise to latent images of your Imagination.

Therefore, your first task is to learn to use all aspects of your mind, and to find out how to receive energy from ambient space.

Inner Power

The Magical Will

The most effective method of the development of the will is a focusing of the attention.

Place a candle on a table. Give a flame to the wick. Surround yourself with silence, comfort and calmness. Focus your attention on the flame. Look only at the flame, don't remove the stare from it. Think only of this fiery substance. Become completely indifferent to all others. Don't distract and don't blink. Try to prolong this exercise as it is possible longer. Repeat exercise several days, and very soon, you will notice how it will be easy for you to focus the attention on other subjects and objects.

This focusing of the attention must become your everyday practice. Not necessarily to choose for this exercise any determined time. As soon as you have opportunity, focus the attention on any motionless object: a pen, a lighter, a book, a picture, etc. Imagine that this object is the most important in all over the world. This object must become for you only one object in the Universe. Nothing is able to distract you from contemplation its appearance, and sensation of its internal essence.

Next time, concentrate your will and attention on moving objects. Keep your eyes glued on a second hand of a watch. Focus on a person who going by you. Unnecessary that your focusing lasted too long. Eventually, you must learn quickly "switch on" and "switch off" your attention.

Here are others exercises. Read a book when there are many surround sounds, don't distract, and clear understand what you read. Try to draw a circle by the right hand and a square by the left hand at the same time. Do it without participation of your will, and if you'll fail, take a volitional decision — "necessarily to do it" — and actually achieve a success.

Try by effort of the will to create different emotions, moods and sensations for yourself. Feel a joy, a fun, an excitement, a fear, an anger, a fury and a delight. This experience will necessary when you'll want to influence on somebody — making magic, you must to feel the same feelings that you want to inspire in other people.

By effort of the will compel yourself to see any object which there isn't in your field of vision: for example, a flame of a candle or a person familiar to you. And here your will becomes a part of your imagination that able to move you to another time and another dimension.

The Magical Imagination

Create in the imagination various situations and objects. Begin with simple — imagine different colors: blue, red, green. Feel different kinds of matter. A gaseous air, its gentle motion and strong gusts of wind. Imagine water, what it is by touch, how it flow between your fingers. Create a picture of a quiet sea and a storming ocean. Add to these pictures smells, sounds and colors. If you imagine a candle, you should hear a sound of its burning; if

you think of water, sounds of rain and ocean must be present in your imagination. If your fancy is a fine rose, touch its soft petals, smell its aroma.

Make imaginary travel in an unknown far country. Visit a tropical island, equatorial jungle, secret caves and primeval forest. Imagine that you are at a home of your friend. Recollect all furniture and things which were there at your last visiting.

Add action. Imagine specific situations of your contact with people. See all this in colors and sensations as if it takes place actually.

Learn to think not in words, but in images and real pictures. The more visible and real will be imaginary pictures, the bigger support will be received your faith.

The Magical Faith

It is our nature — we rather believe in what we wish and throw away unsuitable reality. Sometimes our dreams are more corporeal and real than the real events. In that way, our faith can to change not only our perception of reality, but also to change the world around of us.

Certainly, in daily life it is not necessary to train the faith in any special way. It comes or exists in us in itself. However, in magic practice, the faith has some other sense and value — it acts as a magnet and attracts to us specific events.

For strengthening of your magical faith, begin with the imagination and the statement (aloud or mentally) for yourself of those situations and events that necessarily must take place soon. For instance, tomorrow will be an important for you meeting and talk. You must use your faith and conviction that the situation will be develop in the most favorable direction for you. When tomorrow has come, you must do your best to have all what you conceived. That is, set a goal for yourself, believe in it, and confirm words and thoughts by an action. Feel a relationship between words, thoughts and events. If you feel and believe that your deals will be perfectly in order, then you will have a real possibility to avoid troubles and achieve a success.

Observe yourself and other people, and you will notice that self-confidence or indecision can predetermine position of people in a society and their success in love and business. Therefore, the faith in yourself and in your powers can solve many your problems. And when the will is connected to the faith, the biggest success is possible. In life frequently happens that a person who is not have the knowledge and any other special abilities, but have the purpose (i.e. the will), who stop at nothing and believe in his (or she) right and impeccability, achieves the greater, than others, competent and worthy people. The faith and the will remove obstacles on his (or her) way and make a profit on an empty place.

As you can see, in laws and rules of magic there is nothing new. All they are result from daily life. They get particularity and power only when incorporate in a single whole and to them are added the fourth side of the magical pyramid — magical secrecy.

The Magical Secrecy

Secrecy is impossible without a will. Only a strong will forms secrecy. The strongest

faith arises at a meeting with a mysterious and an obscure. The most lively images are born in our imagination, when we imagine an uncertainty and inaccessible for our look places.

Secrecy is energy and a force which may to influence on real events. Remember how strongly something unknown, mysterious and inconceivable influences on you, how a secret or a riddle does not give you rest, compel to think about it constantly, to perform some deeds and actions. And how quick energy and attractiveness of a secret disappears when it became available and clear.

Keeping secrecy, you create special currents of energy, make move people's thoughts in another direction, and by it you really influence on the physical world. At the same time, your mystery will be supply magical forces for you and promote its accumulation. Create secrecy inside and around yourself and it, certainly, will attract success and new opportunities for you.

Do the simple experiment and the excellent exercise for the development of your magical will. As soon you will want to impart news or a secret to friend or colleague, make the strong-willed decision to don't let the cat out of the bag. For many people this test possibly will be very difficult. Your secret (energy) necessarily will look for an outside exit. And the more strongly you feel an urge to blab out, your magical will is less advanced.

In any case, try your best to finish experiment with success. If you continue this exercise and repeat it some more time, soon you unexpectedly will notice that this action (keeping secrecy) cease to cause internal resistance and irritation for you. And even the contrary, this purposive conservation of a secret gives rise to new especial feelings which are very pleasant for you. You, certainly, will feel joy and satisfaction concerning of the full control of the feelings and energies. And here this feeling of a magical force becomes a part of your magical faith. You will understand that there is nothing inaccessible for you, and what earlier seemed unattainable and far now is easy feasible.

At the same time, you will notice how a relation of other people to you has changed. Attracted to you by your internal power and secrecy, they necessarily will start to search your company. Your mystery and power of the will enable you to operate and to decide, instead of to be dependent upon a whim and wishes of other people.

Think of what people are especially interesting for you. Probably those who have some secrets. But their mystery does not mean unsociability. Simply, such people know, what and for who to tell, and what and from who to keep secret. Usually they perfectly know a language of hints and riddles, — when there is only a visible part of an iceberg, problem or image, and very difficult to know (but much want) what there is in a depth of water.

Rousing curiosity and leaving people alone with their guesses and ideas, you force they to work in the necessary for you direction and to make acts favorable to you. By the way, on it is based not only magic practice, but also all that connected with love game or business, where semi-nudity is more alluring than full nakedness and a fiction is already success.

For a creation of a special magical aura around you and acquisition of new success, practice the following exercise. When someone informs you shocking unheard-of news, and naturally, waits from you the proper reaction, remain quiet and do not make comments on it. You should stay polite — you do not neglect of opinion of other person, just this news is not able to excite you any strong emotions. Such your reaction (counter-energy) necessarily will

cause your interlocutor “confusion of feelings”, when excitation energy of an interlocutor will not find a response, and will confront with indifference. Such behavior will let your interlocutors to feel your internal force, mental balance and composure, and this necessarily will excite their interest and heighten respect for you. This distribution of power subconsciously inclines your interlocutors on a role of giver, and gives you a role of taker. In other words, they give you the energy and want it was accepted, and you decide what and when to accept or reject.

Exactly so, all take place in real life. However, people seldom think about it and the roles are distributed naturally — by virtue of your personal merits or demerits. Using magical or any other secret knowledge, you choose roles yourselves, you decide to be weaker or stronger, to attract or push away, to be happy or sad.

Unite your faith, will, and imagination all together. Surround yourself with magical mystery. Believe in your mental images. Worship your secret. Make the volitional decision and make a step to a mastering of a new amazing world.

Energy of the Elements

The physical world consists of the four elements of nature: the Water, the Earth, the Fire and the Air. Their combination gives all variety of things and objects in our universe. Each of these elements has the power and force necessary for change of physical and spirit space. Aspects of these four elements are present in our soul, supply it with energy, influence on formation of our character and can cause of greater or smaller our life success. Finding presence of these elements in yourself and having understood correct ways of their use, you receive ability to control your personal forces and forces of nature.

Certainly, all influences of different elements are various and individual. So, the element of Fire is responsible for our conscious will, the Air for our thinking and creativity, the Water is responsible for feelings, and the Earth has influence on behavior and actions.

Thus if your work cannot do without thinking and intelligence or you simply want to increase your ability to brainwork, take advantage of force of the Air. If you want deep and long love feelings, then you need ritual of the Water. Wanting of money and feeling ability by your own work to achieve the big results, apply to influence of the earth element. If your purpose is to shine like a bright star, to have near to you strong emotions and feelings, then force of the Fire must become your main companion. Having taken advantage of all four elements, you can expect the maximal success in all your affairs, feelings and relations.

Energy of the Water

What can water give us? Certainly, it gives life. Birth and sojourn of us on this planet is

completely impregnated with water. It is the important part of our physical world, and the most important part of the spirit world — the world of high emotions and deep feelings. Under protection of the water element, there are our best qualities: spirituality, faith, affection and faithfulness. Therefore, energy of this element is irreplaceable for maintenance of any unions and friendly relations, it also determines our perception of outward things, gives us rest, peace of mind and satisfaction.

From professional qualities, the water element is responsible for intelligence, intuition, pliancy of thinking, skill to compromise and to achieve success where force and authority are powerless. This element of professional players, whose game is life. And if you plan development and use of all these advantages and qualities, make the rituals devoted to the water element.

For getting of the magical energy of the water element, sip water slowly and imagine that with each sip your organism receives the necessary power.

Take a bath, or fill a cup with pure water, go to a river, to an ocean and observe their slow or impetuous stream, their ebbs and flows. Imagine yourself as a part of this movement. Find in yourself qualities inherent in water. At the given moment, a cup with water, water in your bath or pond must symbolize for you all forms and conditions inherent in the water element. This is a power of storming oceans, a silence of forest lakes, a secret of underground streams and a purity of mountain springs. A summer rain, a morning fog, crystal pure snow and limpid ice are also common water conditions.

Strengthen your relation and a unity with the water element, by saying the magic words:

*Shoreless Limpid Sea,
Sacred Mother of all alive,
Tsarina of heavenly and underground waters,
Be help for me.
Grant me compassion and sympathy,
Purgation and liberation,
Faith, hope, and love.
Give me vigor and authority
To conquer not conquered,
And to execute not executed.*

Feel how each cell of your body absorbs power belonging to the Water. You must feel a full unification with the water element.

Looking at a smooth surface of water, imagine when and how the qualities belonging to this element will be necessary and useful to you. First of all, the water element cements affection, any partnerships and unions. Where there is a need to an interconnected work and your success depends on your ability to work in a group and to contact with people, force of the water element will be irreplaceable.

In a magic work, energy of the Water is most valuable for a reflection of mental attacks, for a cleansing from negative energy, a deliverance from hexes and evil eye, for a creation of

mental images, for prophecies and predictions. As spring water clears our hands from blackness, as well energy of this element clears our souls from evil. Gazing at a surface of water in a magic cup, a soothsayer tries to perceive a picture of the future events reflected in a water mirror.

Mystical influence of this element leaves a sign on your personal qualities, develops and raises your intelligence, gives you supple mind and ability to rhetoric, makes you more interesting and sociable person.

Now, if ever you will lack energy of the water element, imagine a storming ocean or a smooth surface of a quiet sea. Inwardly or aloud say the secret words, and power of the Water will remove all disadvantages, attract to you that you wish, protect from unnecessary problems and bad feelings.

Energy of the Earth

Stand, sit, or lie down on a flat ground. Put palms on ground surface or feel its warmth and softness by the bare feet. You can to stay at home, in that case place on a table flowerpot with the black friable earth or a plateful of salt. Imagine a magnificent landscape, green leas, mountain heights, valleys between these mountains, all beauty of the Earth. Also, imagine deep grottos and gloomy caves — a kingdom of gnomes. Create in the imagination all that belongs to the Earth. Feel that you are a part of the Earth nature too.

Touch the ground or hold the hands above it. Inwardly or aloud, make an appeal to the earth element:

*Sacred Flesh of the Earth,
Mistress of dark caves,
Tsarina of mountains and valleys,
Become a support for me.
Grant me purpose and aspiration,
Steadiness, strength, and recreation.
Give me vigor and authority
To conquer not conquered
And to execute not executed.*

Feel how the Earth currents are transferred to you. Feel how power of the Earth, its vitality, solidity and fertility has become your power.

The earth element is responsible for motivation, behavior and action. All material aspects of our life are competence of this element. Any business cannot be made without participation of power of the Earth. This element gives us ability to raise money and to find profitable ways application of them.

Certainly, you have met people who find especially favor with the earth element. These people do not do anything especial, but many material benefits fall to their lot. Other people always deeply in debt and financial ruins. Even if money comes to them, they are not able to

keep it. In many cases, influence of the earth element is the reason of these situations. Any misbalance of your Earth power can become the reason of your material failure. But having corrected this state of affairs, you will be able to change your situation to the best.

Energy of the Earth is especially valuable for medical practice, for physical healing and restoration, for protection against harmful power influences, for carnal love and rise of sexual activity.

Besides, under patronage of the earth element also there are such qualities and abilities as reliability, stability, taste and skill to understand a style, architecture, history and agriculture.

Energy of the Fire

Light a candle. Keep hands maximum close to its flame. Close your eyes. Listen to yourself. Feel how Fire power is close to your nature. Now in an image of the flame must be present all kinds of a fire. First of all, remember the Sun consisting of storming plasma, near to which, all objects have the form and the quality of a fire. Power and energy of the Sun are so great, that even running the huge way of space vacuum, a solar light is able to bring a heat and a life to all alive on our Earth.

Visualize a clear sunny day, a scorching sun, a hot dry air. Imagine that you become plasma and that all forms and kinds of fire are inherent in you. And it not only your physical sensations. It is a part of your soul, its condition and energy. Feel an increasing presence of new secret forces around you and inside yourself. And when you feel that a culmination of these internal sensations has come, say, directing your words to the fire element:

*Spark of life,
Sacred Eternal Flame,
Tsar of light and fire,
Illuminate the way of truth for me,
Be the true companions of my quests.
Give me vigor and authority
To conquer not conquered
And to execute not executed.*

Feel how power of the Fire is transferred to your hands.

Take the candle in hands. Looking on its flame, imagine those life situations and developments where force of the Fire could be useful to you. This is all cases of strongest emotions — love, passion, anger and hatred. Situations where necessary ability to influence other people, to give orders and steadily, to follow the personal purpose. Sport, any competitions, career, struggle, professional success is under protection of the fire element.

The Fire power will help you when necessary to resist to dangerous influences and to have effective protection against physical and mental attacks.

Energy of the Air

Go out of doors at that time when a storm begins, a wind rises, when the air element prepares a serious ordeal for the one who will not be afraid to resist to its force. Stand confront to a wind, inhale deeply the fresh air. Feel how all its force becomes your force. Feel that you have power to operate this element.

If you stayed at home, turn on an electric fan or only your imagination. Close the eyes and imagine movement of an air. At first, a light breeze. Gradually, the force of it starts to rise. Then it gets the form of a blast, a great power that able to break all on its way. You notice that all hurricanes, tornados, typhoons and storms are in the closed space of your room. But despite of its destructive force, they do not bring troubles and dangers for you. Quite the contrary, they are imagined by you as unified constructive force, in whose authority there are a development and a decision of questions, movement and connection of time and space.

Say aloud so that your words are accordant with gusts:

*Tsar of winds,
Sovereign of the boundless sky,
Guardian of heights, be a cover for me.
Grant me flexibility and penetration,
Idea and inspiration.
Give me vigor and authority
To conquer not conquered
And to execute not executed.*

Feel how your words conquer the storm, direct the wind in necessary for you course and make you a part of the air element.

Meditate what can be useful and necessary for you in the essence of the air element. Basically, the air element personifies an idea, a thinking, an intellect and new knowledge. Memory and study, development of intuitive thinking, ability to various sciences and all kinds of art, creativity, adroitness, cunning, analytical mind, habits and hobbies — all this are competence of the air element. In short, where your intelligence is able to attract people attention to you or to solve a problem as you want, using of energy of the air element is the most effective.

In all cases of perception of elements energy, it is necessarily to imagine you become that substance with which there is your dialogue. During your ritual, you must become a fiery flame, a water stream, a solid earth or limpid air. You necessarily must feel that you have all those qualities which are a basis of the element of nature.

Try to take energy and power from all elements in equal amount so that they were equally sufficient. Do so at the beginning your magic study, later on you can give the greater preference to force of those elements in which you feel the bigger necessity.

Magic power is not determined by its amount. Only its qualities — changeability, all permeability and mobility — are its main characteristics. And these qualities evolve from correct and harmonious intercourse with nature and its basic aspects. For someone is necessary more Fire, for others the air element is the main source of their vital energy and inspiration. There are “people of earth”, “people of seas and oceans”. Force of a forest and mighty trees is necessary for others for daily and magical action. However, even having energy preferences, you need to remember that magic power is work of the four elements and only full use of all natural energies is able to bring a real success of magical transformations.

Space and Planetary Energy

Energies and influences of nearest to the Earth planets, as well as influences of the four elements of nature, are used in various kinds of magic. Not without purpose that all these planets have names of Olympic and Italic gods who patronized various fields of activity of people. So the Venus is the planet and goddess of love, and an application of its charming secrets grant to you a fine feeling. The planet Moon and Selenium goddess is the queen of a night beauty and female influence on the earth world. The Jupiter is the planet of greatness. The Saturn is responsible for flow of time. The Sun for glory and vital force. Mercury is god of trade and business. Mars is god of war and antagonisms.

The most important influences on all fields of people activity are given by the Moon and the Sun. Energy of these heavenly bodies supply our personal forces and qualities, and without this energy is impossible not only any magical activity, but also our life.

Energy of the Sun

At noon when the Sun will be direct above your head, stand in that place where its influence will not be reduced by any shadow. Raise the hands in different sides on shoulders level and close your eyes. Place the face and the palms under warm solar beams and say:

*Shining Sun, Tsar of all sky,
Grant me your greatness, vigor and authority
To conquer not conquered
And to execute not executed.*

Imagine that with each breath your skin absorbs a warm and energy of the Sun. When you exhale air, you must feel how the warm spread on all body and becomes your own energy and force. In the end of the ritual, fold arms on the chest and feel concentration and conservation of the power.

If you feel that energy of the Sun is especially necessary in your work, make this ritual three times per day — at dawn, at noon and at sunset.

The Sun in its gist is “male planet”; therefore, males must do the greater accent on the restoration of solar power. Influence of the Moon is more necessary for a woman. However, it is only general rules. The main thing that all energies and forces perceived by you must were equally sufficient and harmonious. All this is determined by personal practice. Therefore, just beginning the first magical experiments, use the standard rules, and further determine your own power sympathies.

Energy of the Moon

On the night of a full moon, when the moon is especially well visible, find such place where nobody could hinder your secret action. Stand so that you are completely covered by a charming moonlight. Remain in clothes or choose the full nakedness. Send to the Moon your gaze and entreaty:

*Tsarina of a night sky,
Goddess of light and love
Grant me magic power that you have
For transformation of simple things into acts,
Acts into events and events into a reality.
Light of yours will fill my soul,
Energy of yours will fill my body,
Authority of yours will mark my acts.
Will be so!*

Feel how light of the Moon becomes your personal luminescence. Each your breath must add to your new sensation and new power, and an outward breath must transform this power into your personal advantage.

If you do not have opportunity to make this ritual out of doors, take advantage of properties of water to absorb and transfer magical lunar emanations. Fill a glass vessel with pure water and leave it overnight in that place where it will be well covered by moonlight. When morning has come, remove the vessel with the water impregnated with the lunar power in a dark place and use it in future as addition for a bath. Pour out yours “Lunar elixir” in a bath already filled with usual water. Taking this charming bath, imagine how the lunar power belonging to water becomes your personal magical force.

If you feel the bigger need for lunar power, make the Moon rituals more often. Make it only on the waxing moon when your sorcery is directed on creation. Dialogue with the Moon in its “dark days” leave to worshippers of “black art”.

Contacts with other planets and their influences will be considered in appropriate chapters devoted to specific magical actions.

The Protection of Supreme Heavenly Power

Seldom enough in our daily life, we feel presence beside us of those forces which we categorize as manifestation of the Supreme Divine Mind. For someone visiting of a church temple is a touch to a secret of eternal life, for others a contact with Mother Nature is approaching to truth. In any case, a choice is yours; decide yourself, what gives you power to exist in this world.

Appealing to Force of Infinite Space, go out of doors at midnight, stand face to the east, raise the hands above the head and turn the palms to a centre of the universe. Direct your internal and external look to the starry sky. Feel all importance and uncommonness of the present situation. Now and here, you are between two worlds, beyond time, outside a reality, where death has meeting with birth and infinity with eternity. At this moment, you are maximum close to the nature and its secrets which under ruling of Supreme Mind, and to it must be directed your words and thoughts:

*I stand to the East.
I ask for protection.
Tsar of Tsars,
Greatest Deity of All Deities,
Infinite Wisdom of the Boundless Universe,
Whose voice is heard in night,
Filling darkness with light and hope,
The one who stands at top of the world,
Operates life and death
Of plain people and heavenly bodies,
Greatest Deity of All Deities,
To you I ask and pray,
Direct and protect your slave [your name]
From forces of evil and unfaith,
Give me vigor and authority
To conquer not conquered
And to execute not executed.*

It is not necessary to reproduce all words given here in accuracy. You can make your own definitions for that Supreme Power to which your prayers are sent. Remember, only when behind common words and phrases there are magical will, sincere wish and aspiration to change of a humdrum reality, only then magical transformations in a real life are possible.

You must feel the answer of the Supreme Mind, to feel a breath of space — power movement to you, to hear words of support and approval. Notice how astral light surrounds your body like a fog. Feel an embraces of eternity, the presence of timeless forces and influences. All secrets of night are concentrated around you at this mystical hour. Accept them. Imagine a beam of white light that starts in a centre of the universe, enters your soul

and heart, gives to you new knowledge and afflatus. Feel fine changes inside and around yourself.

Many things remain as before, but otherwise risen stars will give you their light. And not only with silence their image will be filled, they will begin their story, and their words will be clear for you, as if you knew them since the first day of your life. Listen. Look around. All is bright. All is quiet. Now, you not alone, and in silence of night there is a voice resounded specially for you.

Make this ritual when you decide that necessary time for it has come, or use general rules which determine night since Thursday on Friday as the best time for this magical action.

Chapter Three

Fulfillment of Wishes

At all times, people have wanted to have more than they really have, to look better than they actually look, to be richer, younger, and stronger. And many have achieved their goals, others could not. Reasons of their success were always clear for some people. Others, losing in conjectures, remained in inability to escape from a vicious circle of problems and circumstances. Though, at first sight, these all “more” and “better” are different conceptions, but they all have the common origin and the common laws of development. As a rule, an owner of one or several advantages has an access to other goods. Riches bring new opportunities inaccessible to other people. Great intellect, quick wits and intuition are able to bring success to their owner. Beauty has rights and additional chance to get that was intended to it from birth.

Possession of secret magical knowledge and skill to use it results to that you will have “more” and “better”. Such secret knowledge gives access to the understanding of latent rules and laws of all things. There are not reasons to doubt the availability of these secret laws. Very often we speak, “Everything for one, nothing for others”. And it is a visible existing rule — the better attract the best, and troubles never come singly.

Mainly, all saying above concern our mentation. That is why if you will can to create a particular aura around yourself — a charming atmosphere of success, happiness and prosperity — just one it can become the centre of an attraction for new benefits, riches and advantages. But in order that your success will be really great, you need to learn to influence not only on your surroundings, but also on fate moments of your life.

Nature of human fate can be compared to a wide river. Sometimes the river is narrowed, movement of its stream is accelerated — your life is full of events. Sometimes you are aground, and nothing particular happens in your life. Getting on reefs or in whirlpools, you have damage and troubles.

Certainly, you can go with the stream and receive both good and bad as a simple concurrence and usual chances. But you can yourself choose one or another direction, avoid

shoals, whirlpools, skillfully bypass sharp stones and keep right fast stream — to have success, prosperity and happiness.

All this is allowable and natural, therefore can be accepted for real action. The only one thing you need to remember — any movement against the current or the destiny is not always justified and often produces an inverse effect. Only in interaction with natural forces is possible harmonious change of a reality. In other words, if the destiny intends for you the area filled from a shore up to a shore with whirlpools and dangers, then it is no good to be floating back. Some time you can struggle with stream, constrain and postpone inevitable events, but in that way you only will waste time and spend your forces. Therefore, your struggle, your decision must be directed on a detour of sharpest stones, on a choice of optimum positions — when not fate rules over you, but you choose the best place on width of the river named the destiny.

So if on your way there are any important for you events, you can create additional conditions which will give your life the right current and will help you “to not swim past” the wishful reality.

The Idea-form

Probably you already know that our thoughts are material and can make material changes in our life. May be you also know that an idea supported with an action is hundred times stronger and more effective, therefore almost always has chance to become the objective reality. And now, materialization of an idea is our main task.

At the beginning, very clear imagine a situation or a necessary way of its development. See events desirable by you how if they already have taken place actually. Then try to characterize them only one short phrase. For example, “This affair must be in my advantage” or “Someone must consider my opinion, pay attention to me” and so on.

Focusing on this ideas and internal images, strain muscles of all body — as strongly as it is possible. Muscles of legs, hands and trunks must be in a strain some time. Then you relax all muscles, and imagine how all energy of your muscles is transferred to your idea, making it more material and dynamical. That is, you reserve power for mechanical action (for movement), but not using it, translate this power in other condition. Thus energy of the body, becoming energy of a spiritual embodiment, is able to make these embodiments in the physical world.

Very often, just this one simple action is enough to have many things. This method also is suit for first self-testing to know your natural abilities in a magical art.

Don't be upset and don't stop, if from the first not all happen as you conceived. The fact is that this magic action has feature to gain strength, if to repeat it. The more you practise it, the more your magical skills and abilities are developing. And not without reason, in work of ancient magicians this exercise was most frequent action.

At the time of above magical experiment, in order to give the more materiality to your idea, put a plate with milk or honey on a table in front of you. You can add to it several drops of blood, or to use nothing but blood. All these substances contain large amount of vital force

and are the best intermediaries between the material world and its spiritual reflection. Just the vital force, contained in various physical objects, gives the material covering for your idea. Milk, honey, or blood are representatives of the water element that gives a birth for all in the real world. All these substances are symbols of earth life and frequently used when it is necessary to give material forms for ideas.

You also can use more subtle matter of the Fire element. Create an idea. Strain your muscles. Not spending the muscles energy on movement, send it to a flame of a candle. Fire has the more dynamics in action. Therefore, use it when necessary to solve all your problems very quickly.

The Air element also has the fast movement for acquisition of different things. Straining muscles, you must hold your breath. Keep an internal strain as possible longer, and with a relaxation of muscles, exhale air. Imagine that your internal energy, having joined with your breath, becomes the reason of beginning of the events desirable by you.

If in your life there is a situation that does not suit you, you can use energy of thawing ice. Get a little piece of pure ice created by nature or freeze water in a refrigerator. Being in a warm room, place the ice on a plate. Formulate for yourself the desirable future or the outlet from a difficult situation. Strain mind and muscles. Imagine that your non-realized physical energy becomes the foundation for your idea, and energy of thawing ice promotes material development of idea in real life.

Making this magic, not necessarily to strain mental and physical strengths very strongly. Simply feel a strain and completely focus attention on changes occurring with ice. When ice has turned to water completely, let off your strain and powers for performance of problems put by you.

Liberated energy of ice, fire, air, or other objects in connection with your idea and action form the special material structures named idea-form. And such idea-form is a basis for any magical action.

Ideas-forms are always birth at cast any spell. Making a spell, you necessarily must feel internally strain and movement of your power. Only being supported with an internal movement of the will, your words and actions will have real authority and force. The magic is an emotional, creative and volitional process, and if you miss even one of these parts, your work can be unfinished and ineffective.

So, whether you cast a spell, whether give life for a new magic symbol and talisman, passionately wish something and bend every effort to this, in all these cases you give rise idea-form — use ability of a matter to transform from a solid condition in fluid, gaseous and mental form. And certainly, simultaneously with it there is an inverse process of materialization of idea that perceived by us as a change of events and reality. Here become apparent one of the main laws of mysticism and everyday life — asking a verbal question, it is possible to receive the physical answer. It remained only to ask correctly, correctly define your demand, and you will have a necessary decision.

Having learned to create elementary ideas-forms, go on to directed use of the four elements of nature for fulfillment of your desires. Use power of the Fire and the Air — burn a paper or a candle on which was designated your wish, and then scatter ashes before the wind.

Apply force of the water element — use ice as a basis concluding inside itself definition of your dream. Forces of the Earth are latent in stones and crystals, and with the right approach, you can release them.

The Frozen Wish

Formulate your desire in one short phrase. For example, “Today I shall achieve success”. Write it on a small paper card, using water-resistant ink or paints. Prepare a paper or plastic form, that must have the little more size than a card with your desire. Fill on half the form with water. Place it into a refrigerator. When water has frozen completely, put desire card on the formed ice. Add more water in the form and expose it again to the frost. In finale, you have a bar of ice inside which there is the paper card.

Keep the ice in the refrigerator until then a fulfillment of your wish will be the most probable or desired. When such time has come, take out the ice, put it on a small plate and say such magic words:

*I determine the triple law,
The law of a word,
The law of a cause, the law of an effect.
By words the law will be confirmed,
By the cause the word will be strengthened,
And the idea will find the form.*

Leave the plate with the ice alone. During all day, don't disturb the thawing ice and do your affairs. Magic forces will try to create those coincidences and circumstances which will be optimum for fulfillment your plans. In the evening, pour out the water that remained after thawing of ice, dry and reduce to ashes the card in a flame of a candle.

Such magic action is possible to make each day. In any cases, pose problems for spiritual forces that will be achievable for them. Never ask that has no the right to exist in real life. Be guided by prudence, then you always will can find a secret force which able to become your aide.

The Ice Bath

If fulfillment of your wish depends on your own decisions and acts, which tomorrow you must do, use the power and wisdom of the most energy-valuable trees. On the eve of the important day, prepare an infusion of oak bark, eucalyptus leaves, and pine needles. When the infusion has got cold, filter and pour it in any nonmetallic form. Place the form in a refrigerator and leave it there over night. In the morning, taking a bath, throw in warm water the formed ice. Being in water, watch for thawing of the ice and imagine how new powers, necessary for fulfillment of the wish, are transferred you.

The Influence on Executive

When fulfillment of your wish depends on decisions of some person, work in the following way. Write person's name some times on a circle on a square paper card, so that the beginning of the first word has joint to the ending of the last. Take the paper in the hands, look in the centre of the circle, imagine the face of the person and think about your wish that he (or she) must execute. Make the three sign of the cross over the paper saying these words:

*I think and it is the law for you,
I want and it is the rule for you,
I say and you do what I want and think.*

After that, pierce the centre of the circle with a needle so that the needle has penetrated in the paper on half of its length. Hide this charm in a safe secret place and store it until then your wish will be fulfilled. Then extract the needle and tear the paper.

You can do it by another way. Write a letter or a petition to a person with whom you shall have contact. Burn this letter in a flame of a candle, imagining the face of the person and your wish that he must execute. Then scatter ashes before the wind.


Here is one more method. Write nine times on a sheet of paper the name of a person on whom you want somehow to influence. Do it nine days, using the same sheet, so that in finale eighty one word was written on the paper. Roll the sheet with inscriptions in a tubule and put it into a bottle that fill up with granulated sugar and say:

*I have done a sugar life for you
You will do what I want.*


Cork up the bottle and keep it in a secret place.

The Spiral of Wishes

Draw the spiral and the magical symbols inside it on a paper with black ink (Fig. 1). After ink dry up, cut out the spiral. Pull the spiral by the ends and give it three-dimensional shape.



Put a photo or a business card of a person who must fulfill your wishes on your altar or on a table. If you have not a photo or a card, use a piece of paper on which write his (or her) first and last name. Place a violet candle on the photo and set fire to its wick.



Take the magic spiral by its external black end, and light the opposite black end from the candle (see Fig. 2). When the spiral has the consecutive burning, you must hold it over the photo and the candle. If fire on the spiral will weaken, feed it from the candle. When fire has devoured last magic symbol and scarcely touched black sector, extinguish the flame. Rub the photo or the card with ashes of the burned spiral.

Hide the photo in a secret place. Have the saved black part of the spiral in your pocket when you will be communicating with the necessary person, and all that you will ask him he necessarily will do.

Candle Magic

Have you ever performed a magical ritual? Did you make magic of fulfillment of wishes at least once? The many will tell “No”, and they will be not right. A blowing out candles on a birthday cake and a making a wish at this moment is the real magic ritual. Making this action, you use all main principles of magic, create mental images of the wishful future — use imagination, and make physical transformation — transform energy of a flame from one condition in another.

Light a candle. Place your palms around of it. Connect the finger-tips of the left and right hand – thumb with thumb, forefinger with forefinger — by that you create “magic circle” in the centre of which is the flame of the candle. Look at the flame and think of your desire and ways of its fulfillment. Feel an increasing concentration of energy in inside space of your magic circle. After a time, when you will feel that tension of energy has culminated, blow out the candle. Close the palms above the candle and catch a disappearing smoke. Quickly move your hands forward and open the palms – you as if throw away something from your hand. At the same time, imagine that, doing this, you direct magic power in necessary direction for fulfillment of your desire.

In each specific case of fulfillment of a desire, use a candle of the appropriate color.

White color comprises all colors and can be used for all positive purposes — for general protection, mental and physical cleaning, making peace, for truth, spirituality, sincerity, unanimity, astuteness, and dedication, for any achievements in affairs, in feelings and in relations.

Black is absence of color. Such candles are used for harmful influences, manifestations of brute physical force, negativity, discord, quarrel, confusion, loss, punishment and retribution. At the same time, black color is a symbol of an outer space and can be used for the positive purposes — for deliverance from negative powers, illnesses and pernicious habits, for absorption of negativity, eradication of evil and returning of the missed opportunities.

Red candle for life and death, creation and destruction, punishment, retribution and reconciliation, for love, passion, sex, courage, protection and aggression, for attractive power, career, preservation of health, physical force and energy.

Purple candle for development of magical abilities, prevision, clairvoyance, wisdom, for meditation and contact with supreme forces of nature, for healing of serious illnesses, acceleration of healing of physical and mental wounds.

Pink candle for all emotional things — for romantic love, marriage, friendship, affinity, compassion, spiritual awakening, healing of mental anguish, overcoming of evil, entertainment and exultant mood.

Orange is energy in pure form. Use this candle for attraction of feelings, desires and

events, for increase of personal physical force, rising courage, adaptability to the environment, meeting with approval, obtaining quick promotion and decision of legal problems.

Yellow candle for development of intelligence, memory, imagination, eloquence, inspiration, for all things connected with art, creativity, education, for development of new plans, actions, movement, for reliability of vehicles, successful safety travel, for a prediction and clairvoyance.

Green candle for material and financial success — money, luck, employment, progress, prosperity, wealth, commercial papers, for recovery of health and good physical state, also for good crops and harvest, for marriage and family affairs.

Dark blue candle for peace, happiness, patience, loyalty, understanding, wisdom, accuracy, composure, for development of creative force, inspiration, good health, protection, harmony in the house, for prophetic dreams, astral travel, positive or negative mental influence, contact with mysterious, also for making harmful magic and neutralization of harmful magic, for creation or elimination of evil, malicious gossip and lie.

Brown candle for needs of an agriculture, protection of domestic animals, veterinary science, for affairs connected with the real estate, for attraction of financial success, balance of forces, for decision of family problems.

Grey candle for neutralization of something, cancellation of agreements and decisions, for balance of forces, establishment of legality, for search of regularity and the necessary sequence, for creation of indifference to something and maintenance of neutrality.

Gold candle for glory, luck, grandiose success, for riches, prosperity, fertility, protection, for development of intuition, common understanding and acquisition of protection of supreme forces.

Silver candle for meditation, development of personal magical powers, mental abilities, intuition, inspiration, for reception of astral energy, maintenance of stability and elimination of negativity.

Warning: making any actions with candles, do not leave them without control that they not become the reason of a casual fire.

Witch stone

A stone with a naturally carved hole is named “Witch stone”, “Hag stone”, or “Holey stone”. It is considered as the talisman of happiness and fulfillment of wishes. You can carry such stone in a pocket or on a neck, having passed a leather lace through the hole. In order that your wishes will be really fulfilled, you must look through the hole in the stone and mentally see events wishing by you, then strongly gripe the stone in the fist and feel how the force with which you gripe the stone is spent for the realization of your dream.

The Magical Rope

Take with two hands a piece of rope at its ends. Pull it in the opposite sides with all

your might, imaging that the energy of your desire is moving in the rope. Then wrap the rope around of a white candle. Light the candle, let it to burn through and go out. Store the candle end with the rope as the talisman of fulfillment of the wish.

You can do differently. Having transferred power of the desire to the rope, carry it always with you. From time to time, repeat “power contacts” with the rope, adding each time more and more physical strength and mental aspiration in your actions. When the time for fulfillment of your wish has come, cut the rope in half — release the accumulated energy that will be directed on the realization of the events conceived by you.

The Mirror of Desires

Write on a small mirror your desire with black ink or paint. For instance, you can write “I want more money, more love, or to have career development”. Make this inscription inversely — write from right to left. If it will be difficult for you, then write your desire on a paper, catch the reflection of the inscription in the mirror and write on the mirror exactly over reflection.

Being in a place, where your plans must be implemented (an institution, an office, a home of your beloved, or your own room), hold the mirror in the left hand, catch a light (sunlight or indoor lighting) in it and direct a spot of reflected light on a ceiling and walls of the room. Having make so, hide the mirror in a dark place, keep it secretly and in inviolability till completely fulfillment of your dream. When all have happened how you wished, remove all inscriptions from the surface of the mirror.

There is another method. Write on a small mirror your desire. Keep the mirror in a dark place three days. Then, holding the mirror above a plate, pour water on the mirror surface and wash off the inscription. All water must trickle down from the mirror in the plate. You also can place the mirror in a plate filled with water and wait dissolution of ink. Spill or spray all this ink water in a place where your plans must be implemented or add a few drops of it in a beverage of the one who is responsible for execution of your dream.

The Prevention of Failure

Light a yellow or orange candle. Write on a sheet of paper not desirable, but very likely outcome of your situation. You can write just one word — “failure”, “trouble” or “grief”. Use for this a pen with red ink. Then take a black sharpie pen and make a big cross on the red inscription. Doing it, you must understand that by this action you really eliminate not desirable reality from your life. Set fire to the paper from a flame of a candle and say:

*Withdraws this sacred fire any evil,
Any distress, any bad idea,
From that which was,
From that which will be,
From that which must be.*

*To leave left way, to go on the right road,
To avoid all bad and malicious
Will be in my powers.*

Take all ashes and scatter it before the wind.

The Sweet Dreams

At destruction or modification of any crystals, occurs liberation of a special kind of energy capable to be useful for formation of your ideas-forms. Thawing of ice, dissolution of sugar or salt in water, physical deformation of natural minerals — you can use all these actions to give a material form to your idea.

Fill a glass cup with hot water. Add a bit of lump sugar to water. Watch how sugar melt and imagine a reality that important for you. Imagine necessary for you events as if they already have taken place in your life. Put the cup with sugar water in a warm dry place. When, in a few days, water has evaporated and sugar has crystallized again, all your internal images, which you created in the moment of destruction of crystals, must pass from a world of illusions to the world of reality.

Note: you can make this magic, using crystals of salt.

Other method of work with crystals of sugar consists in that you must fill a teaspoon with granulated sugar, and hold it above a flame of a candle so that sugar melts. At this moment, you must create the idea-form — to imagine a wishful reality. When all crystals of sugar have changed the form and the color, pour out melted substance in a cup with pure water. Imagine that with the formation of new crystals your wish also crystallizes, that the idea gets the material form and the value in the material world.

The Crystal for Wishes

If you have a rock crystal, you can involve its special magical force. If you are right-hander, tighten the crystal in the right fist. Lefthander must tighten the crystal in the left fist. Create mental pictures of a necessary event and observe how the heat of your hand is transmitted to the crystal. But it must be not only usual thermal energy, it must be the energy of your desire. You must feel that now you and the crystal are a single whole. All your desires and your aspirations belong to this mineral. When these feelings have achieved the top level and the crystal absorbed the maximum of your heat, raise the hand with the crystal above the head and say these words:

*Force of Earth in my hand,
Authority of Heavens in my heart.
What I want, it will be realized,
What I conceive, it will come true.*

Lower the hand and conclude:

*It's my word.
Let will be so.*

Put the crystal into a black pouch and carry it constantly with you. When an optimum moment for fulfillment of your wish has come, tighten again the crystal — right-hander in the left fist, lefthander in the right fist. This time imagine that not you, but the crystal shares its power with you, gives you real forces to realize your plans and goals. Say at this moment inwardly or aloud:

All in my hands, all in my power.

Exactly at this moment, your idea-form starts to operate actively, and all energy saved up in the crystal becomes its main driving force.

You can use the same crystal for fulfillment of other wishes, but don't wish more than one at once. Power of only one wish must be the internal content of your crystal, and until it will not find an exit, something else will not be perceived at all.

The Opening of the Elements

For fulfillment of your wish or change of a situation in your favor, use that element of nature which most suitable for achievement of a specific goal. Here is the general list of the elements and situations in which their power can be useful for you.

The Water — happiness, confidence, peace, reconciliation, patience, spirituality, peace of mind, rest, satisfaction, fidelity, prediction, intuition and flexibility of thinking, skill to make a compromises, charm, emotionality, marriage, strengthening of love unions and friendly relations, harmony in a house, partnership, reflection of mental attacks, healing, cleaning from negative powers, elimination of bad spells and pernicious habits.

The Earth — money, success, prosperity, growth, benefit, surplus, fertility, employment, action, behavior, any business, medical practice, healing and restoration, carnal love, sexual power, reliability, stability, architecture, fashion, history and agriculture, protection against brute power influences, keeping secrecies.

The Fire — physical strength, strong emotions, sex, passion, hatred, anger, fearlessness, courage, defense and attack, ability to influence on people, ambition, sports, competition, rivalry, career, professional success, conflicts, disagreements, enmity, struggle and victory, elimination of gossip and lie, recovery of health, physical protection.

The Air — intellect, idea, eloquence, intuitive thinking, wisdom, memory, training, learning, dexterity, cunning, analytical skills, creativity, hobbies, various sciences and all kinds of art, confidence, communications, contacts, travels, independence, generosity, liberation, prediction and clairvoyance.

For example, if you want to have the more passion and sex with your lover you must

choose energy of the fire element. If you need reconciliation, choose the water element. Difficulties for money — use power of the Earth. When creative forces are necessary for you, derive them from contact with the air element.

First, make ritual of perception of the element energy as it is described in the Chapter Two of this book. Imagine that your body and mind are amalgamating with the necessary element of nature. Concentrate all your power in the palms. Hold the hands in front of you, palm to palm, and imagine that power issues from them, that a luminous sphere forms between your palms. Color of the sphere is corresponding to power of the element with which you work: the Earth — green, the Air — yellow, the Fire — red, the Water — dark blue. When the sphere has amounted to the necessary capacity and the size, direct this bunch of power in the imaginary direction of your goal. If fulfillment of your wish depends on only your personal skills and abilities, direct the sphere inside yourself. Repeat this ritual each day until then the goal will be achieved.

Threads of Sorcery

You probably know that some people make knots “for memory” to not forget something. May be you also know that this tradition has come from an extreme antiquity when there was no advanced systems of a calculation, and debts of one people to others were designated by quantity of knots on a special “debt rope”. But that this action had deeper sense probably know not many of you. Point is that, using of “debt rope” was the real magic ritual for an increase of a wealth and a strengthening of an influence both on a physical and on a mental level. Primordial sense of the rope was imagined as a destiny of a person, and knots as events being a part of destiny. Thus, the ancients created the future by making knots.

Making or undoing a knot, you make physical action, and having added the work on the mental level to it, you will have the excellent sorcery. In other words, combine the creation of your idea-form with the making knot, connect your physical effort to your mental effort, imagine that the stronger you tighten knot, the more potency your idea-form will be has.

This magic will be more effective, if you will use the rope previously soaked with infusion of wormwood. Also, you can increase efficiency of your actions, if you will perform them before a mirror. In any case, when your wish has come true, burn the rope with the knot in a flame of a candle.

More perfect magic is the symbolical interlacement of your will, faith and wish in a single whole mental and physical condition. Obtain and prepare three ropes. Place one of them in an alcohol tincture of wormwood (or lilies, fir-needles, sandal — you can use an essential oil of these plants), the other rope in a tincture of laurel (or greater celandine, geraniums, lavenders), and the third rope in a tincture of vervain (or lily of the valley, acacia, clover). Leave the ropes in the tinctures overnight. In the morning, take the ropes from and let them get dry completely.

Lay together these three ropes and connect their top ends with a knot. Plait the ropes — you must do twelve interweaving of the ropes — and in the end make an other knot so that the plait could not untwine. Doing all this, you must imagine how pictures of the desirable future

intertwine with your faith in their reality and with your will directed on their realization.

You can increase efficiency of this magic. Each time when you move an outer rope to cent between two other ropes, utter special mantra. In total, you must make the twelve movements and the twelve magical word:

Amis

Geba

Kados

Ferra

Aten

Eda

Gliben

Sela

Vara

Blas

Ziga

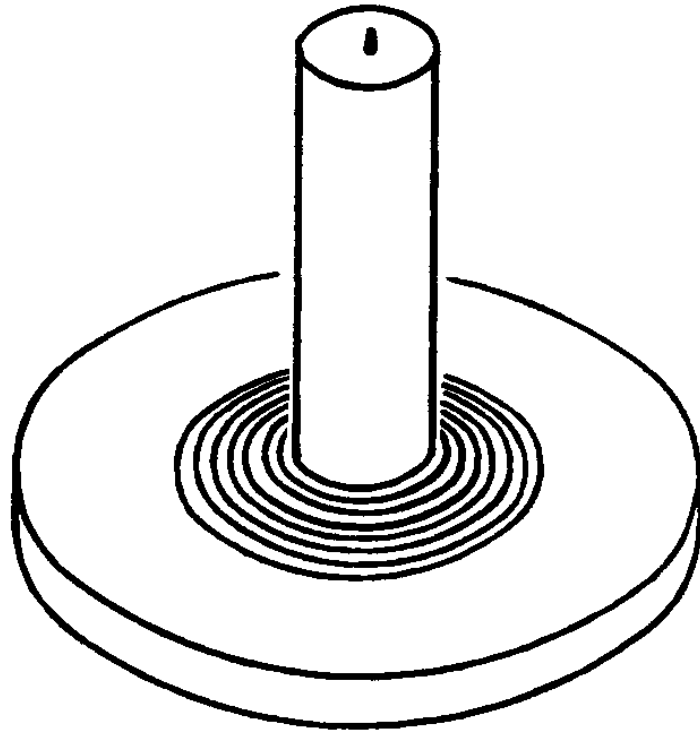
Das

Being in such plaited condition, your will, imagination, and faith directed to one purpose can make incredible magical transformations. When your purpose has achieved, don't forget to untwine the plait and burn all magical ropes.

Sorcery of Afodzeda

Afodzeda is Goddess of magic and destiny. She owns a secret of a passage from this world into the other world. Afodzeda gives an exit from the most hopeless situations, but she reward only who have strength of mind and who not lose hope. In her power to focus in one place the necessary influences and events. Prepare a gift to this goddess, and she certainly will become your protectress.

First of all, make the altar of Afodzeda. Use as base for the altar a slice (as a disk) of any coniferous tree or a dense cardboard disk. Also, you will need a silver candle and a piece of a thick wire of white metal.



Fix the candle in the centre of the disk. Put one end of the wire in the bottom part of the candle. Wrap the wire around the candle so that “the spiral of time” was formed (see Fig. 3). It must be twisted clockwise, and have the seven or twelve coils. Paint on the surface of the wooden disk four magic symbols of goddess Afodzeda, using any red paints or ink (Fig. 4).



If you will have any wish or problem, inform about them to goddess Afodzeda. Light the candle of altar. Imagine that in the flame of the candle appear pictures of the reality necessary to you, how power of Fire transforms the events and develops the situation. Imagine and feel some inexplicable current of energy which goes down on the candle, is transferred to the metal spiral and starts to circle. You must see that the altar represents a cone — an eddy untwisted to top, inside which the reality necessary to you is formed.

And now your idea-form is created. It is necessary only to make it work. At this stage, to your efforts a secret force of astral space must be joined. Make the wards:

*Afodzeda alla belot,
The Greatest Creation of the idea and the will,
Whose authority has no limitations*

*Neither in day nor at night,
I evoke you as a deity,
I say you sacred names:
Mother of winds,
Great weaver of destinies,
Mistress of crossroads of universe,
Tsarina of two worlds.
Nofata, Afodzeda, Indofra.
Amon ferro idos vadat.
Afodzeda alla belot.*

In process of saying of these words, imagine that in rush of the vortical power stream a special regularity starts to appear. And if earlier this movement controlled and supported only by power of your imagination, now all occurs besides your efforts. From this point, from you it is not required to strain the internal forces and all spiritual movements occur due to forces patronizing you.

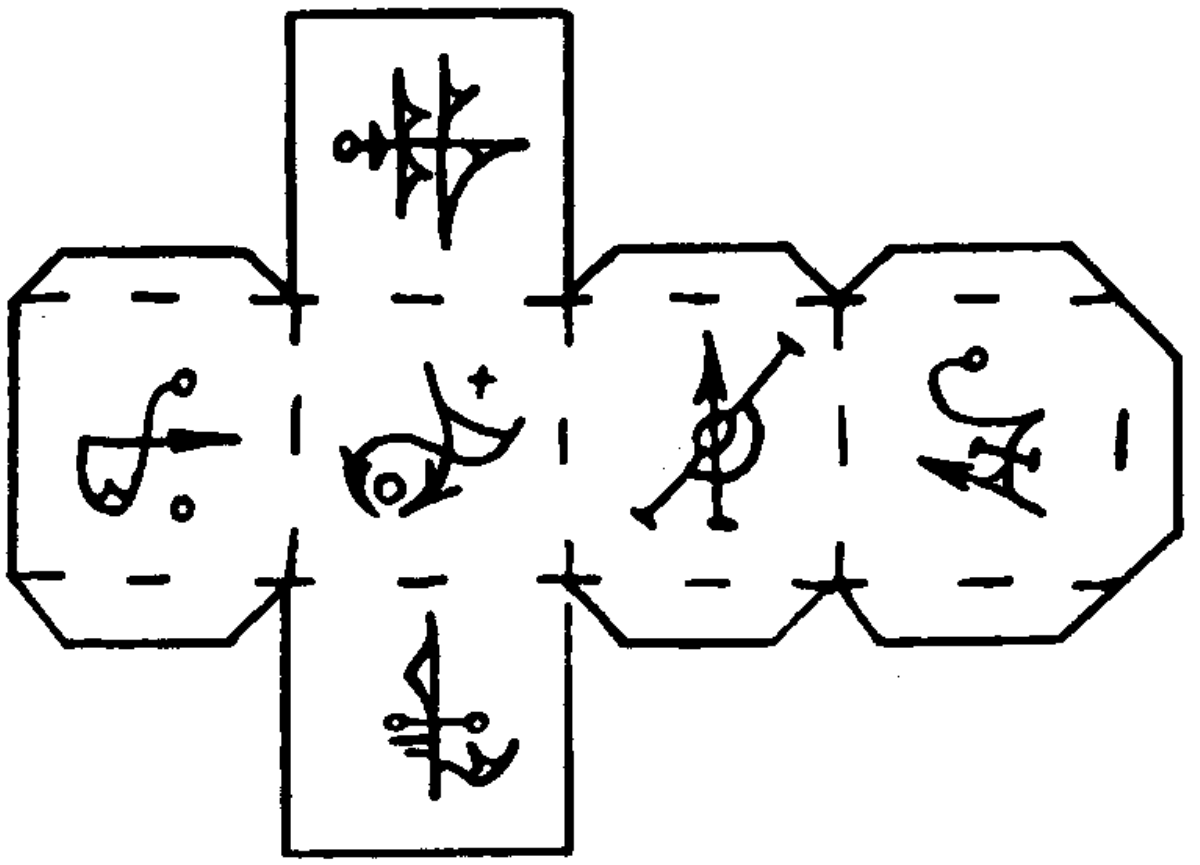
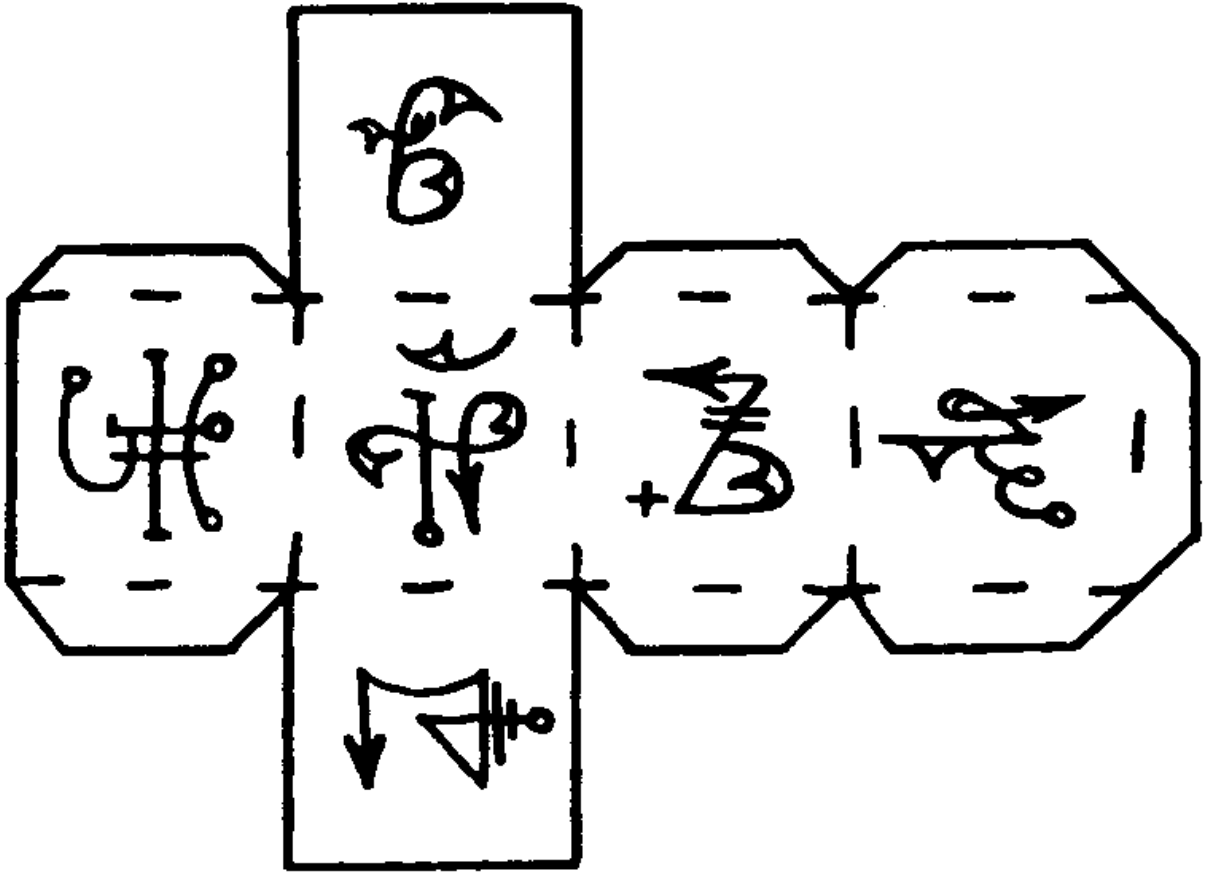
Let the candle to burn down. At moment when the candle will lose the flame, the force of Afodzeda will take care of your wish. In subsequent times, don't recollect your problem or wish and don't think about participation in your affair of secret forces — all must happen as must and in your favor.

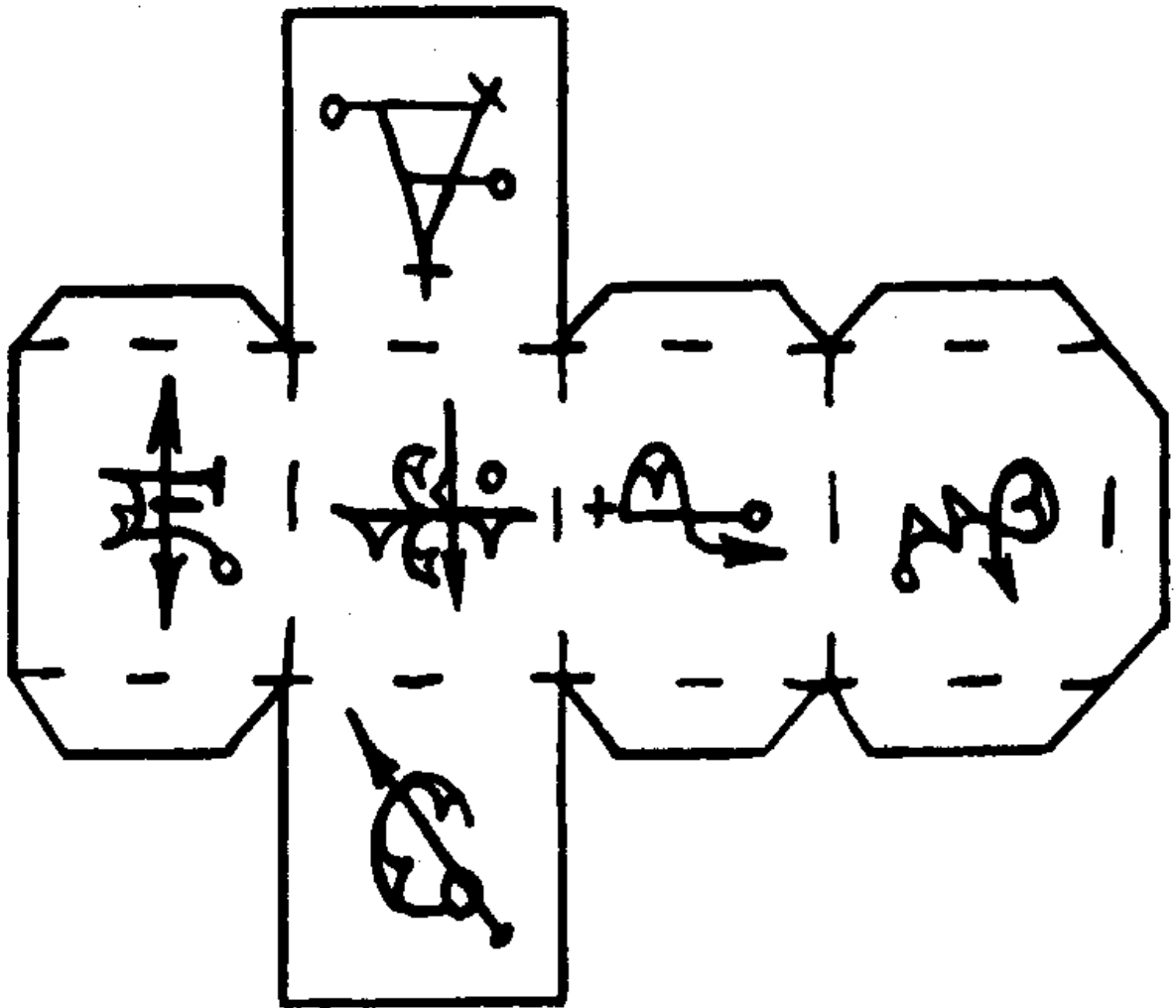
There is more simple way to get support of goddess Afodzeda without use of the altar. Light a silver candle. Write the wish on a piece of paper. Fold it one time and write on it the first magic symbol as on the altar of the goddess (symbol in twelve o'clock position). Fold again the paper and put the second seal of Afodzeda (symbol in three o'clock position). Repeat those actions two more times — fold the paper and write the third and the fourth symbols. Having written last symbol, put the folded note in a soup-plate and place on it the green candle. When the candle has burnt down, hide the candle end with the wish note in a safe secret place.

The Dynamical Talisman

This unusual tool of sorcery consists of four basic parts: Field of Fate (“vector of destiny”) — represents the diagram of unaccomplished destiny of a person, three cubes with the mystical symbols. These symbols (forces personified by them) are capable to bring a harmonious regularity and a necessary sequence in daily events and actions.

The magical cubes are traditionally produced from ivory. But allowably to use usual plastic or wooden cubes. You also can make them from a drawing paper or cardboard. Cut out of drawing paper the three blanks and delineate all mystical symbols on them with a pencil as shown in Fig. 5, 6, 7.





Later, the red and black inks will be laid on these pencil markings. Bend the blanks on dotted lines, form and glue cubes. Before completely to glue the cubes, instil into each form melted wax (a paraffin) to which previously add a few drops of essential oil of bergamot or eucalyptus. The wax must repeat the form of the cube and give to it weight and volume. During the next six days, you must draw one symbol per day on each cube with ink. You can see all sequence of these actions in Table 1.



















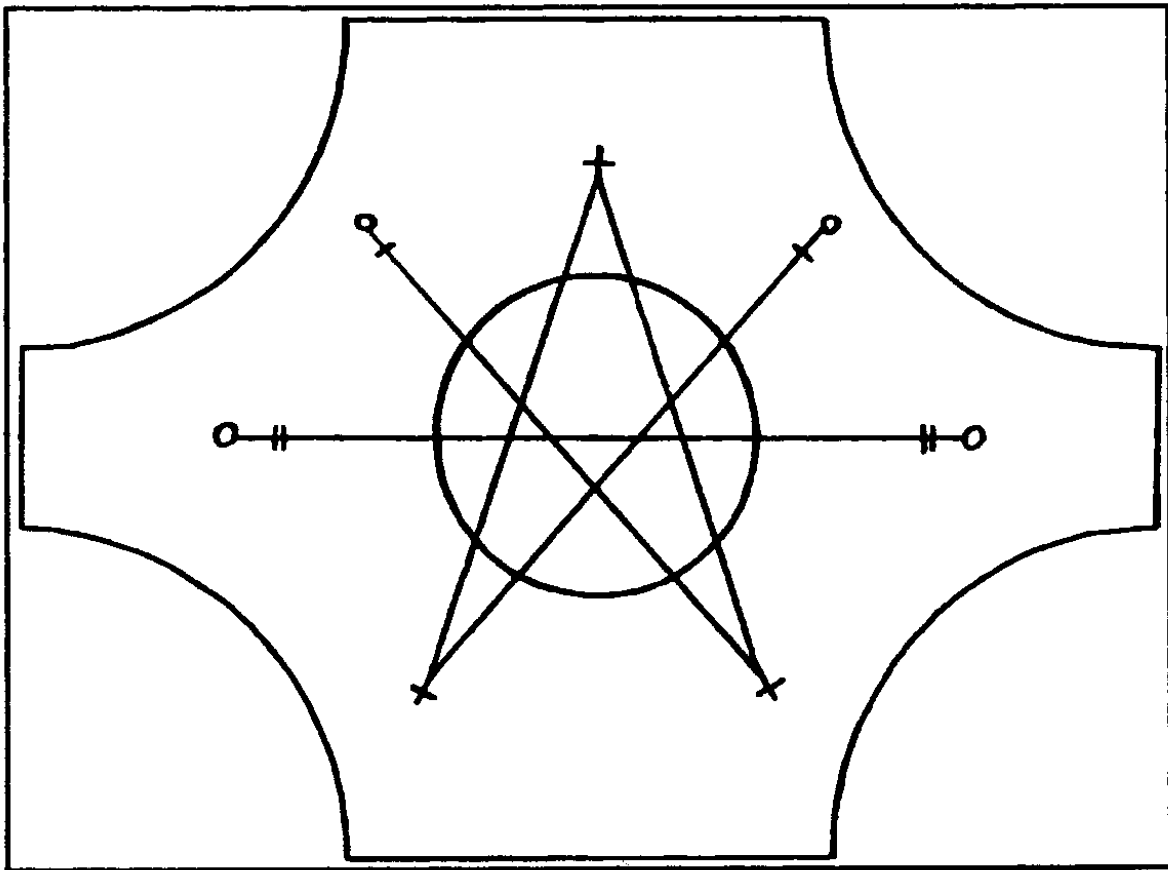
Sunday			
Monday			
Tuesday			
Wednesday			
Thursday			
Friday			

Table 1

In the first three day, the symbols must be drawn with black water-resistant ink or paint. On Sunday, paint the first symbol on the first, the second, and the third cube. Wait arrival of Monday, and draw the second symbol on each cube. The third symbols are drawn on Tuesday. If you have reached this place, you have accomplished half of work. All nine symbols, which have been drawn by you, have negative values about which you learn later on.

Now, proceed to symbols of opposite value. And in this case use a red ink. On Wednesday, draw the fourth symbols on cubes. On Thursday, draw the fifth symbols. And on Friday, draw last symbols.



The field of fate must be made on Saturday. Per se, it is a rectangular box inside of which there is the picture of “vector of destiny”. Use for it a small casket. Glue to its bottom a paper card with the picture of “vector of destiny” (Fig. 8). Make for it magic ink on the following formula. Add three pinches of salt, three drops of your own blood and one pinch of loose black earth in black ink.

In that day when you will particularly need a success, take the cubes in the right hand, imagine that you give them a part of your personal energy — power of your wish of the happy future and success, and throw all cubes on the field of fate. Look at the top sides of the cubes. On all top sides must be only positive (red) symbols. If it has not happened, and even if on one of cubes there is a negative symbol, you must throw cubes again. Continue to do it as long as the necessary symbols will appear on all three top sides. As soon as it will happen, do not touch the cubes. Leave them in this position. Close the casket and put it in a safe secret place. Move the casket very carefully so that cubes not change their position on the field of fate.

Pay attention, how many attempts and throws was required for arranging of the necessary combination. If you will hit the mark no more than from third time, it is sign of all spirit forces will be today on your side, and you can expect for the biggest success. If symbols were composed only from seventh time, your success also is guaranteed. But when you waste more than twelve throws, spirit forces will not be favorable to you. It does not mean that you

will not be successful today, it only signifies that you must achieve a goal without participation of supreme forces. In any case, get the positive result and the indispensable position of the cubes.

For this magic, you also can use any ordinary dice. But use only a new dice which never was used for a game. Throw the dice on the field of fate as long as odd numbers will appear on all top sides. The earlier you will achieve the necessary combination of numbers, the greater support of astral forces you will enlist.

But, certainly, even after getting of the necessary symbols from the first, you must not think that all can happen without your own efforts. Certainly, the influence of supreme forces very dynamically, and often necessary events can have place only by their cares, but if you will not assist them, your success can be limited.

The Secret of Amber

When Aladdin has rubbed the inscription on the ancient lamp, the incredible was happened. Darkness clouded the sky, hundreds fiery arrows of lightning pierced through darkness. The awful tornado arose, and from it appeared a genie. "What do you wish, my mister? I listen and obey, because I am a slave to an owner of the lamp".

Fairy tales about genies and spirits living in seal-rings, imprisoning in bottles or in magical lamps, are not at all deprived sense. Actually, for very many spiritual creatures "to live" in a closed space is very advantageous and convenient.

There are also such representatives of this secret world who do not at all think about their existence outside of their personal refuge and though they can put into practice many things outside of their personal space, their basic essence never leaves "the house".

As a rule, such basic essence is an object that had in the past a vital force, a soul, or a spiritual personification. In our case, we will deal with ancient insects, flowers and plants enclosed in an embrace of the time — in fetters of amber. Nature herself has chosen them for the eternal sleep and the eternal life.

To find such amber rather difficultly. But if you have it, you receive a magnificent opportunity and force which can be applied to have fulfillment of wishes. This amber can become your personal totem, the symbol and the assistant for getting love, faith and respect of all people, become "an alive magnet" that will be attract to you riches, good luck, and authority. This natural talisman will become your protection, give you the necessary vital forces, new opportunities and advantages. Any your wish will be fulfilled, if only it does not contradict the general laws of evolution.

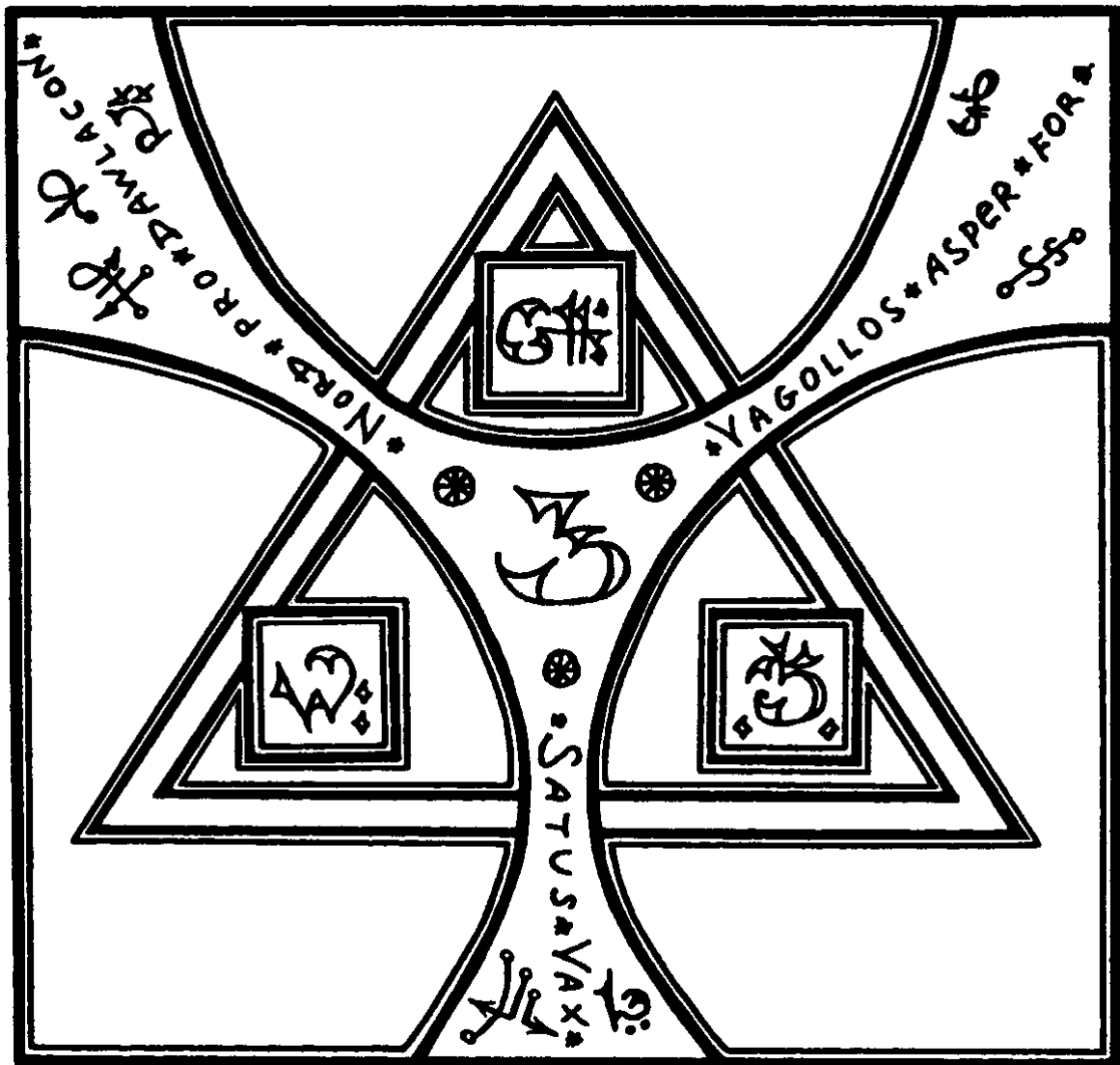
Obtain amber. The best if there are any spider-like or winged insect into a transparent amber. You can use amber with flowers and leaves of prehistoric plants also. Less answer the purpose is amber with other inclusions as fish scales, twigs, or blebs.

Instead of amber, you also can use a dried rosin of plum-tree which is ejected in spring and in summer, and to autumn has time to harden and enclose embodiments of souls and other organic components in the eternal captivity.

If you have choice, give preference to the most ancient stone that contain the most

mysterious forces and opportunities. But these opportunities are still latent under thickness of times and epochs flown in a flash for history of the Earth. You must protract, prolong this instant, determine the future and take a part of time belonging to it.

Besides amber, you also need a sandal aromatic stick, a small glass and “The Amber Field”. Draw on a sheet of a paper the triangle inside which designate mystical symbols of necessary spiritual forces as shown in Fig. 9. Use black ink in which add a drop of patchouli essential oil or alcohol tincture of wormwood. The amber field can be the any sizes, but the distance between the three symbols must be such that you will be able touch two symbols with the thumb and the index finger of one hand at one time.



On Wednesday evening, begin the ritual of personification. Place the amber field on an altar so that the top corner of the triangle points to east. Put the amber in the centre of the field directly on the central symbol. Stand beside the altar, face to east. Light the aromatic stick. Create a magic circle around the amber — move the smoking stick along a circle clockwise a few times above the amber saying these ancient words:

Nomeni patrum astrum.

Quadro lasa amiatur.

Usara pada lekton.

Take the glass in the left hand and the stick in the right. Hold the smoking stick directly under the glass. When the glass has filled with a smoke, cover the amber with it and say:

Madom vero ito can furo.

Touch with thumb-cushion of the left hand to the symbol that is depicted in the left corner of the triangle and designate this action by the sentence:

Satas viero katafa daviro.

At the time of saying these words, you must feel how the symbol begins to pulsate, get ability to a movement and an action. Your words have woken it, gave it the feeling of space and time.

Holding the finger on the first symbol, touch with thumb-cushion of the right hand to the second symbol of the triangle located in the right corner, and say:

Zaido karafor mago varado.

Feel how this symbol comes to life.

Touch to the third symbol with the index fingers of both hands, not removing thumbs on their previous positions. In this case, your wards are:

Igo radara faron.

After a short pause, make the main words:

Gelos fard ade vard,

Sentura orado conto libura.

Take away fingers from symbols, take the amber in hands and conclude:

Malhibo setum magrab.

Ritual is completed. Its result is your personal magic stone with “spiritual executor” capable to respond to your appeal and compelled to execute everything that you will demand. For the invocation, rub the amber with the palm or on clothes (woolen cloth) and say:

Malhibo setum magrab,

Arfituma forma fantrom.

Saying these wards, think about your wish. Imagine desirable events and situations. For the best result, do not ask the genie anything definite and concrete. The world of spirits rather responds to common requests for which there are hundreds ways of decision, than to a concrete demand that has only one way of fulfillment. The simple request, that all affairs in this day will be successful, will be enough for constructive work of your secret assistant. Avoid ambiguous definitions and never set impracticable tasks. If you demand that cannot take place neither in your life, nor in life of other people, it can sap strength of your secret executor and for a time to lower its efficiency in other affairs.

Don't forget that you have own will, mind, force and authority, are capable to solve many problems and to find true ways to success without any assistance. Having requested advantages from the genie, bend every own effort for their acquiring. Join your abilities with potentials of secret forces and you will become invincible.

Having taken advantage of magic of fulfillment of wishes, you necessarily receive confirmation of your magic action, your participation in affairs of the infinite universe and in own life and destiny. Be flexible and do not stop on achieved. Find new movement and area, apply them to the created situation and your efforts will be remunerated.

Chapter Four

Money Magic

Welcome to a den of money! Get ready for a filling of your purses and pockets, but before, learn that nothing in this world will be given to you completely free.

The main space force responsible for business relations belongs to planet Mercury. The element assisting to get money is Earth. The moon angel who is watching for money movement is Avahel. Jove is capable to give valuable advices how to raise and spend money, and Mars how them to take away. Saturn can deprive you of all your earned savings and result in full poverty. Sun grants the general material success and helps in an inheritance. The force of Water, as well as the force of Saturn, is not the best adviser in the world of money and business. Fire influence is similar to influence of Mars. And Air in this subject maintains neutrality. Joining of all these influences gives all variety of destinies. The destiny proposes set of ways for getting money and for dealing with them. You can and must make the choice, otherwise, instead of you it will be made by others.

Surely you have observed situations when good luck had come to you without special efforts, or on the contrary, any your hopes and actions already beforehand were doomed to disappointment and failure. Of course, it is difficult to change a destiny completely, especially if it is connected with destinies of other people, but in any case, you always can choose a decision most suitable for you to receive a maximum of benefit or to reduce to minimum material losses.

The Money Attraction

The Traditions

Don't lend and don't count your money in the evening. Borrowing of money must take place only at the time of the waxing moon when there is a natural increasing stream of astral forces and influences, and pay off a debt should on the waning moon. And better to take money by the left hand and to give by the right. All this will help to create the correct relations between you and money and necessarily will keep you from waste and losses.

It is considered that if to burn three green candles every Wednesday or yellow or orange candles on Thursday, you never will be threatened with ruin.

In order that not be hard up in coming year, you must enclose some paper money in an envelope and send it by post to yourself so that to receive this "monetary-letter" in next year.

The Moss

Put a bit of moss in a garret room and say:

*As Mother-Earth gave birth this gave,
So money will be born in this house.*

Also, you can hide moss in your office. In this case, your magical wards must sound so:

*As moss grows and blossoms in any place,
So a profit will be for me in any place.*

The Money Flower

Write on a sheet of paper a sum of money that you want to raise. Fold the paper and bury it in a flowerpot filled with soils which was collected on three crossroads. Plant a geranium or a calendula in the flowerpot and say:

*Many people have gone over crossroads,
Many people have carried money over crossroads,
Now all my money will grow with this flower.*

With growth of the flower, your well-being will be increased as well.

The Silver for Prosperity

Put a drop of wormwood infusion on a silver coin on head side. Grip this silver charm in the right fist and imagine how financial streams direct in your side. Put the silver on your forehead between eyebrows (or on your left wrist there where is pulse point) to develop your understanding and competence in the field of material accumulation and business connections. Do it every morning of working days.

The Three colors of Prosperity

On the first Wednesday just after the new moon, place in a northern corner of a biggest room of your house a green candle. In a southern corner, place a brown candle. Take a purple candle in the right hand and stand in a centre of the room. Light the purple candle and say:

*Farkas noret aktagon.
From the north and from the south,
All for riches, all for prosperity
To this home.*

Go towards the green candle, set fire to its wick by the flame of the purple candle, and say:

Satkada gaza ufas.

Cross the room and share fire of the purple candle with the brown candle. In this case, your incantation must sound so:

Flagus anfatan.

Place the purple candle in the centre of the room. When all candles have burnt down, collect the residuary wax and hide it behind a plinth or under a floor in the east corner of your house.

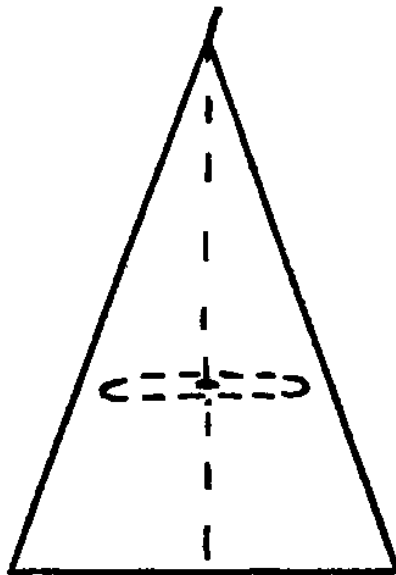
Repeat this ritual on Friday, but in this case, place a green candle in an eastern corner and a brown in a western. Saying the incantation, use “the east” instead of “the north and “the west” instead of “the south”.

The Coin Candle

Make a pyramidal candle (square foundation, four triangular sides) with a hidden coin inside (Fig 10). Make a hole in the middle of any nickel or silver coin (you also can use any Chinese coin with hole). Make the form for the candle from a thick paper. Insert a wick (a cord) into the form. Fill the form on half with melted yellow wax. Add a drop of bergamot or

eucalyptus oil to the melted wax in the form and say:

Marvigan dagot uvada zakon.



When the wax has cooled and hardened, put the coin in the form so that the wick passed through its hole. Fill the form with the melted wax completely. Add a drop of sandal oil to the wax and say:

Dema pogefo fasat.

When the candle is complete, extract it from the form. Keep this candle in darkness place until then you will be in especially need of money or the time of important bargains will come. Then light the Mauritanian candle and make the wards:

Mahabatos fas olelor,

Farga tasa ameon.

Here the flame

That will bring money in my life.

Let the candle burn down. Clean the coin of the rest of the wax and carry it in your pocket. From time to time, look through the hole in the coin and secretly repeat the word “Mahabatos”.

Money Talismans

The Birthday Money

Find a coin or a note which were issued in year when you were born. Keep this money as the talisman for an attraction of glory and riches.

The Safety of Money

Roll a paper dollar in a tubule. Wrap round the tubule with green thread which fasten with threefold knot. Fill the inside of the tubule with a dried leaves of a sage. Seal both ends of the tubule with melted wax of a green candle. As long as this talisman will be safe and sound, you are unnecessary to be afraid of ruin and losses of riches.

The Ants Help

Take small sticks and straws from an anthill (not destroying it). Fill a small green pouch with them. Take care, none ant must not find itself in the pouch! Scatter some granulated sugar near to the anthill as a gift for ants and make these words:

*I give you, you give me,
Together we with profit.*

Go home not looking around. At home, write on a sheet of paper your business plans, goals, or amount of money which you want to receive. Fold the sheet three times and put it in the pouch. Keep this talisman in your office for success of your business.

The Golden Acorns

You will need three acorns on one twig — a cluster of acorns. Dip them in a gold paint or use a gold spray. When the paint on the acorns has dried, hang this talisman in your home or in business office to have good luck in all financial enterprises.

Bay for Coup and Glory

On Wednesday, buy three bay leaves. Write “Zaaks” — the name of a secret force on the first leaf with essential oil of geranium. Use for it a brush or a wooden stick. Write “Mufaoks” on the second leaf and “Kramor” on the third. Put together the leaves and tie

together their ends with a brown thread. Carry this talisman for success in gambling and business.

The Money Charm Bag

Put ten pinches of dried leaves of basil, five pinches of a mint, three pinches of salt, a dried divided peel of three apples, three copper coins and one white metal coin in a small green bag. Hang it in your business place and say:

*Affairs is behind, affairs is ahead,
Profit in the middle.*

In the beginning of each workweek, take this bag in the hands, and squeezing by fingers it, repeat the above words.

The Coin Charm

Light a green candle. Fill a plate with water. Put a copper coin in it. Drip melted wax of the candle in water directly on the coin and say:



*As a soft into a hard is turned,
So my riches will be strengthened.
From day by day, from week by week,
From year by year, from this minute
And till the end of time.*

Take the coin from water. Keep it in your purse for increase of your capital.

The Money Triangle

You will need twelve coins. All they must have the equal denomination and are minted in odd not leap-year. After the sun will disappear behind horizon, begin your magic. Hold all coins between the palms combined in the lock. Shake them so that they freely move and turn between palms. Then open the palms and throw out the coins on a table. Put aside all coins with tails. Collect all coins with heads, shake them in hands again, and throw out them on a table. As before, put aside coins with tails and collect coins with heads. Repeat all these actions until you will have only one coin. This elite coin you must use for making of the magical money triangle.

Cut from a thick paper two triangles. Cut round holes in center of the triangles. Diameter of the holes must be some millimeters less than diameter of the coin. Draw magical symbols on triangles, using black paint or ink (Fig 11, 12).



Place the coin between the triangles and glue them together so that the coin was visible in the holes (tail of the coin must be on triangle's side shown on Fig 12). Attach a green thread to the top corner of the money triangle and hang up this talisman in your house or where you make your business.

For the more effect, touch every day the coin in the triangle by the thumb and forefinger (the thumb to head, forefinger to tail) and say these words:

In the morning, it is not early,

In the evening, it is not late.

It is all in my hands,

It is all in my pockets.

The Cedar Cone Charm

If you are a chief, a boss or a leader, you must have a Siberian pine (cedar) cone filled with nuts in your private office. At times, take power from it — hold it in right or left hand and feel how energy of powerful Siberian pine (Tsar of trees) flow in you. If you cannot obtain a Siberian pine cone, fill a dark blue pouch with nuts or sunflower seeds and keep it as talisman for your high prestige and productive work of your subordinates.

The Leader-talisman

If you hold a high post or strive for it, you need the leader-talisman. Its main applicability consists in supporting of achievements and to promote higher position and prosperity. This talisman make all people see you as a leader and be respectful to you. It raises your authority and gives a stable position in a society. Certainly, its work must be supported by your own striving and persistence on achievement of the purpose. But very often all achievements can occur without your active actions — only due to unusual property of this talisman.

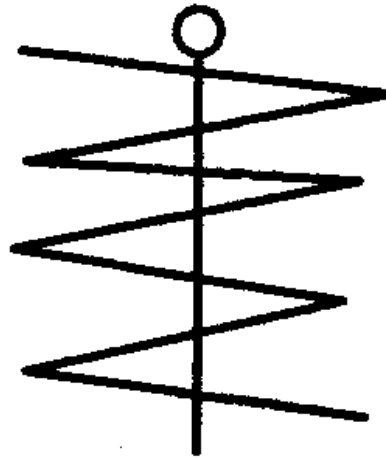
On Thursday morning, buy walnuts. Choose the largest walnut — its shell must be without cracks and damages. Very carefully split the shell in half on its natural seam and remove a kernel.



Light an orange candle. Cut out of paper a slip. Draw on it (from the right to the left) symbols of material success and riches (see Fig 13). Use for it black ink in which add three drops of bergamot oil. When ink has dried completely, tilt the candle above the first symbol, give it a drop of wax and say:

Extofarum danet aberon.

Do the same for all other symbols. This revival of symbols must be made invertedly — from the left to the right. Fold the slip into an accordion (like a fan) and pierce it with short pin as shown in Fig 14.



Place the slip with the pin between the shells of the walnut and stick shells together with glue. You have the entire walnut with the slip inside. Grip the walnut in the right fist. Hold it above the flame of the candle and say:

*Mone labor galib rabo agot.
Inte rator fortin vot.*

Carry this walnut always with you and you will not have material difficulties. But the main thing that you always will be in the focus of attention and respect, you necessarily will achieve supreme posts and worship.

The Leader-talisman (version two)

You will need a walnut, a green candle, fine white salt, and magnetized filings. Ritual have place on Wednesday evening. Begin with splitting of the walnut on two equal parts and removing a kernel. Fill on half one shell with salt. Tilt the candle above salt in the shell and drop by drop fill the shell with the melted wax. Say in the end of this action:

Afo ramo orabo faras.

Fill on half the second shell with metal filings, and fill it completely with the wax of the green candle. In this case, make another wards:

Fero degos alfa boro.

Grip the walnut in the right fist, hold it above the flame of the candle and finish the ritual by the wards as it was stated above.

The Leader-talisman (version three)

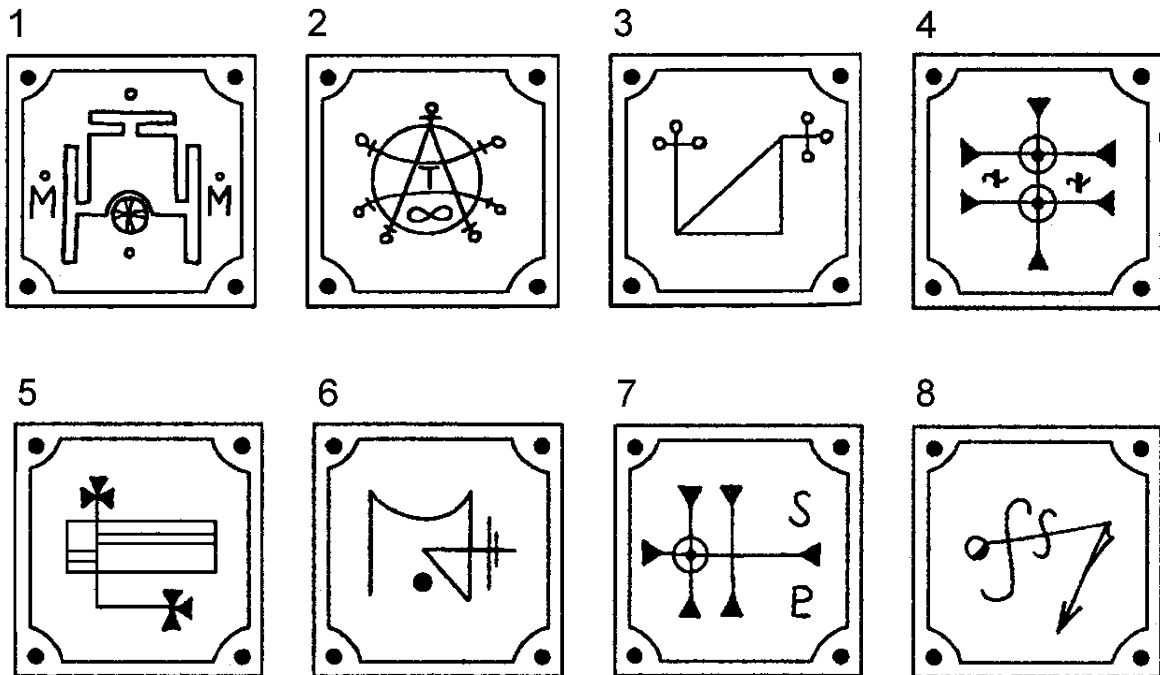
This talisman for directors, rulers and presidents. Catch a spider. Put it into a cored walnut and fill it completely with salt. At the end of the ritual, place the walnut above a flame of a candle and say:


Goto labu satun anreon.

All this leader-talismans not only bring good luck in affairs, but also excellently protect from malevolent persons and a deception. When business competition do not allow to be too soft and open, when you must constantly communicate with different people and to get not always friendly glances, such talismans soften and neutralize negative power and provide advantage over rivals.

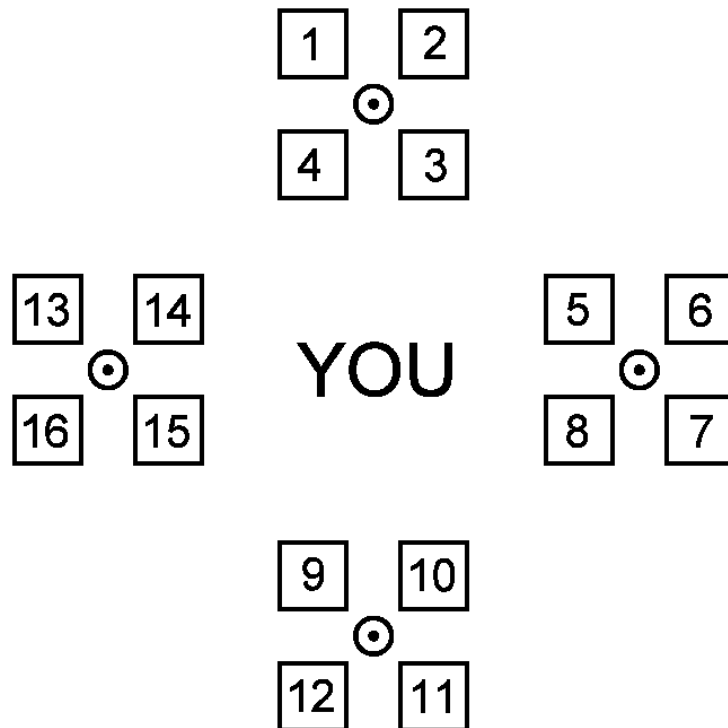
The Money Matrix

Cut sixteen squares with sides two inches from a drawing-paper or a cardboard. Draw the magical symbols on the squares with black ink (Fig 15- 18).





Notice that each card has the sequence number. In the beginning of each season (in the first days of December, March, June, and September), make the following ritual. In the evening after a sunset, place four white candles around of yourself. Put all sixteen cards around candles as shown in Fig. 19.



Light the candles. You stand between the candles, face to the candle with cards 1, 2, 3, 4. Imagine that above your head there is a huge space tube (horn of abundance) from which the big sums of money, cheques, credit cards and other forms of riches fall on you. After a

time, blow out the candles and collect all magical cards.

In future, for effective work of this money matrix it is necessary to assemble magical cards in the particular sequence each day of week.

Sunday: 4, 11, 6, 1, 15, 8, 5, 16, 10, 2, 12, 7, 13, 3, 9, 14

Monday: 9, 7, 13, 2, 16, 8, 3, 11, 4, 10, 6, 14, 1, 15, 12, 5

Tuesday: 14, 3, 11, 4, 10, 12, 1, 7, 9, 13, 5, 6, 15, 8, 16, 2

Wednesday: 7, 15, 10, 5, 16, 11, 14, 2, 8, 6, 9, 12, 1, 3, 4, 13

Thursday: 5, 10, 3, 11, 4, 16, 9, 6, 7, 13, 8, 14, 1, 12, 2, 15

Friday: 11, 14, 1, 13, 7, 8, 3, 15, 4, 9, 6, 12, 2, 16, 10, 5

Saturday: 8, 2, 11, 4, 13, 7, 15, 9, 16, 5, 14, 10, 3, 12, 1, 6

(The explanation: on Sunday the card number 8 must be face-up on top of the stack, the second is card number 2, etc.)

Do the assembling in the mornings. For convenience, you can write on an underside of each card its number with a pencil. Keep all cards together in your wallet in a special compartment or carry this money matrix in a small envelope — a coins envelope is the best.

If some day you will forget to change the assembling, don't worry, the matrix will work all the same, but the efficiency of this work will be reduced by half. If you will mistake completely, and make not correct assembly, and in this case The Supreme Forces not leave you without its protection — matrix will be work on twenty percents of its ability — but in any case, you will have bigger chance to receive more and better. And, of course, don't forget to repeat the basic ritual with candles four times per year and then your financial success will be secured.

Business Magic

The Bait for Clients

Mix powdered sugar with powdered dried yarrow leaves. Scatter some pinches of this blend before door in your private office and around all office building to attract clients and profits. If you have competitors, scatter around their offices the blend of powdered motherwort and a baking soda.

To Win a Case

Before entering into government establishment, bank, court, any room, or building in which your application are considered, where cases can be decided in your favor or against you, touch a door-handle and say:

*As this handle opens a door,
So all affairs will open in advantage for me.*

Sitting down at a bargaining table or at a gambling table, slightly pull it toward you by the left hand and say in the low voice or not opening the mouth at all:

All is my, all to me.

The Secret Support

If you need particular support in money and trade business, write the secret words: “ZAM XAUM ABE LAKS” on a piece of yellow paper and hide this talisman under an insole of your left shoe. When you have a negotiating, make contracts and deals, from time to time move the body centre of gravity on the left leg, if you stand, or press down more the left foot to a floor, sitting at a bargaining table.

The Monetary Stack

When you in expect important affair or business meeting, make in the morning the following magic action. Toss up three coins together until one of them will not turned out with tail and two others with heads. Doing it, say at each toss:

Gamilon sarason.

And when the goal has achieved, designate this event by words:

Vad iso gamu adon.

Collect the coins in a stack — coins with heads at the bottom and the top, coin with tail in the middle. Hide the coins stack in a safe secret place so that all present day the coins were together, and then your success is half ensured. The other half of work must be made by you.

Glory and success

In order to become famous, to achieve glory and great success, in each morning, write your name and surname on a sheet of paper with a golden paint (a golden marker), imagining that the success, riches and money approach to you.

Partnership and supporting


Secretly get some hair of a person whose support you want to enlist or whom you want to see among of your allies and partners. Put this hair in a small cup or on a saucer. Place in the same cup your hair. Light a white candle. Tilt the candle so that the melted wax drops in the cup. Burn out all candles in this way. Keep the cup filled with the wax in a secret place as the talisman of a successful cooperation.

Paper Magic

Many things in our life depend on simple papers — all sorts of documents, certificates, petitions, applications, declarations, resumes, forms and questionnaires. Because of how destiny of these papers will be develop, our future will be depends. And practical magic offers methods of solving of this problem.

If it is important for you that someone will pay attention to a specific document, single out it from other similar papers (for example, it can be the resume, or a letter of recommendation), put signature to it (an application, a certificate, a contract), or make a decision to accept a written offer, then the following ritual will be useful to you.

At first, make the main instrument of this magic. On Thursday, buy a small rectangular mirror. Clear its surface and energy with running water, then wipe dry it. Draw the special symbol on the surface of the mirror with oil-paint or any another paint (Fig 20).




When you have decided to make use of this magic, light a green candle. Place it two-three yards from you. Place directly in front of you document intended for signing or for an appraisal by other people. Say, directing the words to the flame of the candle:

Sento ageno nome haz.

Hold the mirror close to your lips and continue the incantation so that energy of your words and breath are condensed on the mirror surface:

Kator gabe libura.

Place the mirror above the document so that a spot of a reflected light falls on the paper. The symbol on the mirror must projected on the paper. Make so that the shape of the projected symbol on the paper were proportional to the original on the mirror — change a position and an angle of the mirror concerning the paper, and get a legible image of the projected symbol (Fig. 21).



Place the projected symbol high on the document and say:

Lokas maru gabanah.

Then, if it is necessary signing the document, place the projected symbol in that place where must be putted a signature. If it is need that the document will be read to the end and approved, place the symbol in the end of the document and complete the incantation:

Haros mementor deford.

Nothing more is required from you. Now all belongs to destiny and movement of its secret forces, but in this case as against your previous destiny, its new variant will be more favorable and advantageous for you. If a signing or an approval of the document is indeed practicable, it necessarily will happen.

The Competition

Your competitors plan conspiracy against you? To avoid their intrigues and to become the leader, put on a table small flat stone, take a large nail and a hammer. Place a spike of the nail in the centre of the stone, strike three blows on nail head with the hammer and say such words:

*Iron against stone, sharp against blunt,
Standing against lying,
Strength in iron, weakness in a stone,
I rule, other grovels,
All in my hands, all in my authority.*

Do not strike too strongly, the stone must not broken up, but at the same time, blows must not be weak so that the stone get a mark from the spike. Place stealthily this stone to a competitor, and keep the nail yourself as the talisman of strength and domination. If you have more than one enemies and competitors, use several stones and only one nail.

The Competition (version two)

You will need a business card of your competitor. Place it into a small glass vessel. Fill the vessel with vodka or spirits in which add three pinches of salt, three peas of a black pepper and three drops of a vinegar essence. Cork up the vessel and bury it in a deserted place. If you have not the business card, use a piece of paper on which write the date of birth, the name and surname of your competitor.

The Competition (version three)

Write a name of your competitor nine times on a piece of a paper. Cross out all words three times, repeating three times these words:

*By triple sign, by triple law,
I confine it in fetters of conduct and mind.*

Then roll up the paper and put it into a bottle. Fill the bottle with a vinegar and cork up it. Go to a lonely place. Standing face to the west and holding the bottle in the right hand, say:

*You always will be behind me,
In any business, in any process.
All awards and honors to me,
Picked bones to you.
It's my word. So be it.*

At once after these words, throw the bottle back over the left shoulder. Come back home on a roundabout road and don't talk with anybody until you will cross the threshold of your house.

The Anti-envy

If you know about an envy of your colleagues, that someone can conspire against you, you have to carry a jetstone (black tourmaline). In the beginning of each working day, put a drop of a bergamot oil on the stone to stir up the power of this mineral. During day touch the stone several times to receive from it additional force.

To Borrow

Secretly follow your potential creditor and notice in which place his (or her) left foot leave a track. Dig this track out of the ground or just collect some dust and mud at this place. Place the dug out ground into a small green bottle into which also place any paper money of odd value (1, 5, 25, 50 rubles, dollars or euros). Cork up the bottle. When you will come to the creditor, have this amulet with you and mentally say these words:

Not money you give, but redeem yours.

And in this case, you will not get a refusal.

The Claiming of Debts

When you have a meeting with your debtor, step on his shadow and say mentally these words:

*When you see green color, recollect a debt.
When you hear peal of coins,
Think of the obligation.
All return, all give back,
Only then, you will get a freedom.*

The Claiming of Debts (version two)

Gird a red candle with a black thread so that the thread encircles the candle nine times. Light the candle and say:

*Gazeb, Abadon, Saetar, Zigin,
Fato liman [a name of the debtor]
Lita viruda, viruda geton!*

Then take off the thread from the candle and secretly fasten it to a door-handle of debtor's house, with intention that the debtor will touch this thread.

The Claiming of Debts (version three)

Light a white candle. Take a sharp knife and carefully divide the burning candle in half. Light the second half of the candle from the flame of the first. Let the candles to burn a little, and then place the first candle above the flame of the second. When the bottom end of the first candle has started to melt, lower it directly on the second candle — thus you joint the candle as it was before. At this moment, say:

*As disconnected to the whole has come back,
So my money to me will come back.*

Blow out the candle and hide it near to a house (or into a house) of the forgetful debtor.

The Claiming of Debts (version four)

Cut the square with three inches sides from a cardboard. Glue a copper coin in the centre of this square. Write your name above the coin with dark blue ink and a name of your debtor under the coin with red ink. Light a green candle. Take a pin and touch three times with its point to the centre of the coin. Then three times prick the name of the debtor on the

cardboard and again three times touch the coin with the pin. If your magic will not work from the first (when the debtor has not conscience and money), repeat all actions several times to remind constantly the debtor of necessity of return of the debt.

The Claiming of Debts (version five)

Put a photo of your debtor on a floor. Light and take in hands a red candle. Stand on the photo with bare feet and say secret words:

*I conjure by phantoms of the north,
By demons of the west,
By shadows of the east and spirits of the south
You who under my heels,
To return to me all mine, but not other's.
There will be no a rest for you,
Until you execute this,
There will be no dream to you,
Tasty food and fresh water.
It's my word. So be it.*

If you do not have a photo, use a paper on which write the name and the surname of the debtor.

Debt Salt

Vastly salt a bread so that to eat it will be impossible. Place stealthily this bread in the house of your debtor and say:

*As salted this bread,
So all food will be salted for [name of the debtor].
You will can't quench your thirst by water,
Until you repay the debt.*

If you cannot get in the house of your debtor, make the following. Light a red candle. Put a photo of your debtor on a table. Strew fine salt on a photo (on the mouth of debtor) and repeat these words:

*You will can't quench your thirst by water
Until you repay me the debt.*

Repeat this action each day, until you get yours. If you do not have necessary photo, use a paper on which write the name and the surname of the debtor. Strew fine salt on these inscriptions and say the same words.

Chapter Five

Love Magic

Although there is a wide variety of different love spells and charms, the essence of this magic come to the same — you create your attractive mental image and inspire it in a subconsciousness of a person who interested you. In result, the person will be more often recollecting and thinking about you. His (or her) mind will be creating pictures of his (or her) physical and emotional contacts with you. And finally, he (or she) will decide to make a reality his (or her) dreams.

At the same time, love magic sets different internal vibrations of two persons in a unified resonance. In other words, your “internal music” starts to sound in one common rhythm and in the same tonality. As a result, the person on who your charms were directed starts to feel emotional and physical attraction to you, feels a need for more often to be with you.

All this usually have place and in the real life when during a contact of two people they interchange internal energies — leave a particle of their image in soul of each other. Certainly, much depend on a person with who you have the contact. Different people have various nature, personal propensities and predispositions. You can tell only one word or just smile for some people to instantly lay hold of their hearts. Seduction of others is a long game or a work. Besides, there are many reasons capable to prevent the development of all these feelings and desires. Having many daily work, affairs and responsibilities, it is not always easy to choose a one necessary person. Even having feelings to somebody, many people cannot find strength in themselves to develop love.

Your magic must promote a development of new feelings, help your partner to make a necessary decision and to make an initial action. However, you should not forget that your magic can bring disappointments and losses both to you and on whom it will be directed. In order to it will not happen, make use of the following rules.

All your magical actions should be based on a unification of feelings, thoughts and desires. Making simultaneous influence on all spheres of human soul, you can restore or

strengthen what you really seek in a person. If you operate only on one level — stimulate only passion and desire, but completely forget about feelings, or on the contrary expect only friendly not sexual relations — it can break an internal harmony and cause external contradictions.

If you look for love where it cannot exist, you go against natural current, and even if you can resist to it, you need many strengths and pains in the further to not lose what you will win. All this explains the question on possible negative consequences, when the person starts to go against a natural trend of developments, but completely not ready to undertake additional obligations. Certainly, if you are very skilled in this opposition, you should not be afraid of it. If you make the first steps on a way of magic, choose the most true and simple decisions.

By virtue of individual distinctions and predispositions, some people more susceptible to one charms and spells, for an attraction of others are necessary completely another actions. Therefore, find your personal magic. Use those methods which give the best fit for you and your beloved.

Remember that your magic will be more effective in specific time. Friday — day of Venus — is most right for your love action. The moon should be waxing to strengthen your magical power. And midnight is the best time for any magical transformation.

But the most important is your magic must become an addition to a reality, and not its full replacement. Therefore, for success of your secret actions it is necessary not only to wait and hope, but also to continue your daily charm in the real life. Take advantage of all variety of your seduction. Use magic of scents, love poisons and bewitching words, art of masters of style and fashion designers. Unite a secret and a reality, offer them to your beloved, and then all his (or her) feelings and thoughts will be directed to you.

Spells and Rituals for Love

The Love Cross

On Thursday, buy a new broom. Break off from it two rods. Go to a house of your beloved and put rods cross-wise under a doormat. Put the first rod and say:

Love is the law.

Put the second rod atop of the first and conclude the incantation:

Love is the obligation.

Do it at night so that in the morning your beloved, going out of doors, will step over the

cross created by you.

Very often, this magic has an effect at once. But also often, the person charmed by you may show interest in you only after several days. In order that for your beloved will be easier to show his arising feelings, try to be closer to him or her.

Magic of the Three Knots

A red woolen rope and essential oils are the main components of the following witchcraft. Light a white candle. Take a rope and make on it a simple knot. Imagine that, doing it, you tighten your desires and will in one point. Say at this moment:

Power of my desire will fill this knot!

After that give a few pink oil drops to the knot fastened by you. At this moment, you must see how a small beacon of your desires and hopes flash on the knot. Make the second knot directly on the first and say:

*Light of my love
Will illuminate the secret union!*

This time tighten in knot all your feelings, and also give to them force by several drops of oil of lavender. The third knot personifies all your secret dreams. The necessary wards here must be:

*As these knots are strong,
So our love will be strong!*

Sprinkle this knot with oil of jasmin. If you have not all these oils, use your personal perfume. Having finished your magic, hide the rope with the threefold knot not far from home of your beloved or bury it in that place where he (or she) usually walk. Make all this at night since Thursday on Friday and be sure that shortly all your desires will come true.

Flowers of Love

Obtain red and white roses with long stalks. Imagine that the white rose is you, and the red is your beloved. Interlace stalks of roses with one another, repeating the magic wards:

*As these roses of two colors,
So [name] with [name] of two sorts.
As these flowers together now to be,
So [name] with [name] a single whole to be.*

Tie with a red thread the ends of interlaced stalks so that they will not untwist, and place flowers in a crystal vase. During the next days, each time when your glance has touched the connected flowers, mentally repeat the previous incantation and very soon your words and dreams will become a reality.

Sorcery with Candles

Obtain two thin candles. Give to one of them your name and to other a name of the person loved by you. You can write these names on the candles by a needle. Interlace them with one another. Light both candles. Let the candles burn completely. During burning of the candles, you must imagine how your hearts and feelings amalgamate in a single whole. You must feel that it not only your sensations, but also feelings of your partner. Imagine that you see all this by his eyes, feel by his heart and wish by his will. Only in combination of physical actions with mental images is possible the realization of your dream in reality. Therefore, making any magic, don't forget to support physical actions by mental representations.

You can continue this magic. As soon as the candles will go out, collect all residuary wax, sculpture with it a small heart, and keep it in secret place as love talisman.

The Heart Flame

Cut from a paper a figure in the form of little heart. Dye it completely with you blood which taken from the ring finger-tip of the left hand. Write on it a name of the dear person with red ink. Fill a saucer with alcohol, add to it three drops of pink or jasmine oil and set fire to this magic formula. Kiss the name on the heart three times, throw it in the fire and say:

*Burn his heart, burn his soul, burn his body,
Burn his thought about me,
Day and night, during the dark moon,
During the bright moon.*

Let the flame to incinerate the paper heart and to transfer your thoughts and feelings from the world of illusions in the real world. Remember now — the man whose heart was bewitched by you is completely in subjection to your. Certainly, if this magic will be made by man, he should replace a word “his” by “her” in the incantation.

Sorcery with a Lock

When you expect that the person loved by you will come in your house, hide a small padlock under a doormat. The padlock must be open. When the person has stepped over the padlock and passed in the house, take the padlock, close it and say:

*As nobody never will unfasten this lock,
Therefore, nobody ever will separate
Me with [name of your beloved].*

In same day, you must bury the padlock key or throw out it in a river. Keep the padlock in a secret place as a love talisman.

The Magical Rod

Put a birch rod under a doormat. When the beloved has stepped over the doormat and passed in your house, you must take the rod and put it in a dry hot place. Keep it there until it will wither completely, repeating every day these words:

*Let [name of beloved] dry up
Of love to [your name],
As this rod dries.*

Instead of a rod, it is possible to use a wheatear or a leaf of a birch. It is important that they were not dried at the beginning of your magic.

The Thirst of Desire

In the evening, fill a glass with water. Put a photo of your beloved on top of the glass. Scatter a pinch of salt on the lips on the photo. Place the glass with the photo under your bed and go to bed. Do so a few evenings in a row. This simple magic “provoke the thirst” and is capable to return to you the one who has left you for the sake of another, or to attract to you the one who never was close to you.

The Fiery Charms

If you can get three hairs of the beloved, add to them five yours. Throw them all together in fire and say:

*We are married by fire
And cannot be separate by anyone.*

If you can get his blood (you can use “alive” or clotted blood), dissolve it in ethyl alcohol. Then fill a small saucer with this blood alcohol and set fire to it. Hold the left palm directly above the flame and make the secret words, imaging how the heart of the beloved starts to afire with love and passion:

*Blood of life is blood of love,
Ardour of blaze is ardour of hearts.
What by fire is connected,
That will not break up for all time.
So was, so is, so will be.*

When alcohol has burnt out, hid the saucer in secret place and don't use it for anything else.

The Charmed Heart

Light a pink or red candle. Spread a white handkerchief on a table. Drip melted wax of the candle on the handkerchief so that the figure of heart was formed on the fabric. At first, designate a contour of the heart, then fill interior of the figure with the melted wax. When the wax has become hard, write on it the name of your beloved by a needle. And in finale, stick the needle in this heart. Doing this, repeat the following wards:

*I don't kindle the flame, I evoke the soul.
I don't pour the wax, I create the body.
I don't stick in the heart, I call the love.
The soul and the body will join
And turn into [name of the beloved].
His heart will fill with love to me,
And now, and for all time.*

Having finished this action, hide the charmed heart in safe secret place. Do not wait for results of your magic, and start to act yourself. Be closer to whom on who your magic is directed. Help him (or she) to show the feelings to you.

The Love Hook

In the morning before sunrise, walk to a river, a lake, or a bog. Find there two copulating frogs. Place them in a woven basket. Cover the basket and look for an anthill. Put this basket on top of the anthill or beside it and come back home, not looking back, not greeting and talking with anyone on your way. In three days, go again to the anthill and take the basket. Choose from all picked bones the two special bones — “crotch” and “hook”. Now, if you want to attract a person, secretly catch him with “hook” and slightly pull him to you. At this moment, mentally say his name. If it will be necessary to scare away the importunate groom, push away him with the crotch bone. Do all this secretly, otherwise your magic never will have an effect. Remember, you must attract a beloved by the right hand and to push away only by the left hand.

The Love Pie

When a woman wishes to tempt a man, she should feed him with a pie in which was added her sweat. After perspiring in a sauna or very hot bath, strew yourself from the head to the foot with flour. When flour has become impregnated with your sweat, shake off it from you on a paper lying on a floor. Collect this flour in a bowl. Add to it eggs, yeast and other components necessary for dough. Bake a small pie and offer it your beloved.

In a tradition, it should be an apple-pie. Sometimes blood is used instead of sweat for this magic. Sometimes blood or sweat simply added in food or a drink. But very often all it does not bear a desirable result. You must know that it is not enough only to bring bewitching components in food, it is necessary to put a spiritual constituent in it. That is, in this case, kneading dough, you necessarily should imagine that your passion and energy are transferred to it, that this energy will become a source of new feelings and aspirations. Only the combination of the mental movement with secret components of magic food can cause a long love attraction, and not just a brief love excitation.

Magic is not just execution of secret ceremonial actions, but also the penetration of magic actions into the everyday reality. Therefore, giving to your beloved a love-potion or bewitched food, you should continue your magic, make all not how it occurs at an ordinary day. All your actions must be wrapped in an atmosphere of love and mystery, but at the same time, you must not let know that you make “special actions”. If your beloved will guess what you do and what your purpose is, most likely he will estimate your diligence, but if he will find out how really you make it, your magic will bring the big disappointments to you.

The Bread Sacrifice

Insert a copper coin into a hunk of bread. Throw it into a river or a sea and say:

*I have stood up early in the morning,
I have washed my face not with water, but with dew,
I have wiped not with a towel, but with mother-earth,
I have gone to an open country, to a sea,
I have called a dark spirit from this sea.
Dark spirit, take my ardent desire,
Go through the whole wide world,
Burn neither stumps nor logs,
Neither trees nor grass,
But burn heart of [beloved's name].
So that she will pine for me, think of me, want me.
And I would be lovely for her
In any day, at any night, at any time and at all times.
A key and a lock for all my words.*

The lock with me, the key is broken and lost.

The Mirror Fascination

Obtain a small pocket mirror. Go where you can observe coupling of pets (dogs, horses or cows). When animals have started to copulate, look at their reflection in the mirror, then grip the mirror between the palms. Later you must do so that the person who has interested you will look in this pocket mirror.

If this magic not for you — you cannot find copulating animals — present to the mirror a view of your fine nudity. Imagine at this moment your intimacy with the loved person, feel that your spiritual and sexual desires are transferred and kept in the mirror. Now when the person has looked in this bewitched mirror, his subconsciousness necessarily will notice images of your seducement imagined by you. Just at a subconsciousness level our feelings, desires and ideas are born, and your magic must help birth of this new love and sensuality.

The Nets of Sorcery

Take a red thread. Its length must be about two yards. Impregnate the thread with rose or jasmine oil and wrap it around of a red candle. If you cannot get oils, you can use tincture of plants. Stick in the candle four pins (Fig. 22). Put the candle on a table, set fire to the wick and say:

*I don't light the candle,
I kindle love.
I don't burn the candle,
I tempt soul and heart.*

Watch how fire decreases growth of the candle. When the candle has burnt to the first pin and this pin has fallen, say these words:

By the first chime, the soul will respond.

At falling of the second pin, say:

By the second chime heart will filled.

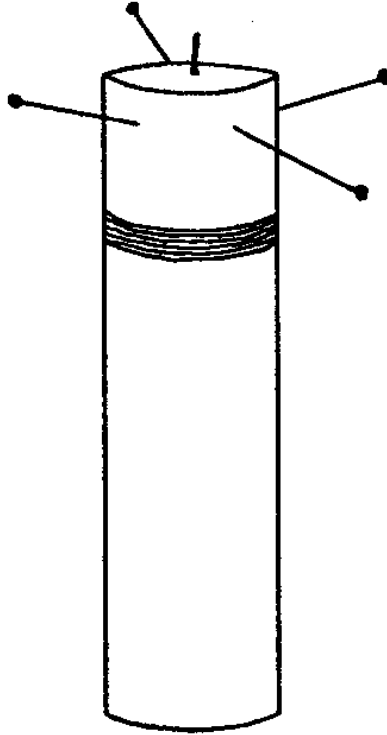
At falling of the third pin, say:

By the third chime, the idea will be inspirited.

At falling of the fourth pin, say:

By the fourth chime, the desire will be defined.


When last pin has dropped out from the candle, blow out the flame. Take off the thread from the candle. Spread the thread on a road, a doorway, or tie up with it a door, a drawer of a table, or something else with the expectation that the thread will be broken off by your beloved.



You can do this magic in the different way. Stick in the candle seven (or twelve) needles on a circle so that each subsequent needle was placed below previous. Impregnate a thread with essential oil. Thread the needles top-down clockwise as shown in Fig. 23. Light the candle and say already known to you incantation. Burn the candle completely. Keep silence and inaction — but only externally. Make the internal work during burning the candle. Imagine what the result will give your magic. Say, when a flame of the candle has gone out:

The flame die away, and the love is born.

Release the thread from the needles. Use the thread as described above. As soon as the thread will be torn, your magic will start to work. But remember that its influence will be directed only on the one who will be caught in your magical net.



Knots on Knots

Take two long red threads. On one of them, make so many separate knots as many years to your beloved. And on the second thread mark your age by knots. Tie the threads together so that one thread has formed. Take this new thread and make new knots one on top of another. Number of the knots must be so many as many years you expect to live together with your beloved. Or make knots without number till then it is possible — until the rope will turn into one big knot. Burn it, saying:

*On pure water, on black ground,
On blazing fire, on fast wind,
From body to soul,
From me to you, from you to me,
Let it be.*

Collect ashes and scatter it before the wind. This magic is usually used when your feelings exist more than one year.

The Apple for Love

Take an apple what have one side is red and another is green. Kiss the red part of the apple and say:

Who will bite off, that will fall in love.

Rub the green side against your breast, saying:

Who will bite off, that will desire.

Give this apple to your beloved and make sure that he (or she) will eat it completely. If the apple will be eaten only on half — you will be loved, but to sleep he will with an other, or you will arouse only passion in this man without love.


Sometimes this magic is used as divination of unfaithfulness, sometimes only as love spell, but in any case, having not the best results, it is necessary begin to think about changing of the direction — either you should change yourself or find new love.

The Bewitched Coin

Cut a square from a paper. Put it on a board. Repeating the incantation, heat up in a flame of a gas cooker a copper coin:

*Heat of fire to heat metal,
Heat of metal to inflame soul and heart.*

Use a clip to hold the coin and not burn your fingers. Put the heated coin in the centre of the paper square. Thus, the heated metal must burn the paper. Draw all symbols and figures on the square around the coin with a black soft-tip pen. Write the initials of your beloved on the paper near to the coin (in our example, it is letters S and T). And also (if you know) initial letter of names of his mother (K) to the right of the coin and his father (N) at its left. Under the coin put down year of birth of your beloved and above his zodiac sign: ♈ — Aries; ♉ — Taurus; ♊ — Gemini; ♋ — Cancer; ♌ — Leo; ♍ — Virgo; ♎ — Libra; ♏ — Scorpio; ♐ — Sagittarius; ♑ — Capricorn; ♒ — Aquarius; ♓ — Pisces. In the bottom corner of the triangle indicate year of birth and in the other corners write the day and the month (see Fig 24).



When all this work has completed, light a red candle, take it in the right hand and give several drops of the melted wax to the symbol in the left top corner of the square. Say at that moment:

The thought on me will take his mind.

Do the same for the symbol in the right bottom corner, saying:

The passion to me will take his flesh.

Then consecrate the right top symbol:

Flesh to flesh.

After that, the symbol in the left bottom corner must receive several drops of the wax. The magic words are:

Heart to heart.

In final, the symbol in middle of the square directly above the coin gets force. And the magic words are:

Soul to soul.

Put the candle aside. Touch the coin with the forefinger of the left hand. Place the right palm to the heart. Filling each word with love and feeling, say your will:

*I and [beloved's name],
We shall be the single whole.*

Take the coin in hands. Grip it between the palms and make the final wards:

For all time, we will be together.

Now this enchanted coin must fall into the hands of your beloved or at least be located in immediate proximity to him. Put it in a pocket of his clothes or on any prominent place, but in the latter case you need to care that the coin will be inaccessible to other people and have not contacts with any metal objects.

Lesbian Love Spells

In most cases, use of lesbian love spells demands special skills and knowledge. When in nature of your female-friend there are no elements of an inclination to the female sex at all, love spells are not allowable because they can cause internal and external energy misbalance. Therefore, here I shall list only those magic techniques which guarantee a positive result in case of possible intimacy of two female hearts, and at the same time, completely effectless if such intimacy is not possible in view of a psychological and sexual incompatibility.

Make the flywheel of love. You need a wooden disk that has 1.5-2 inches in diameter and no more than 0.5 inches thick. If you cannot obtain it, cut from a cardboard several identical disks and glue them all together so that to get one thick solid disk. Stick a needle through the centre of this disk. Write your name and the name of your mistress on the disk along a circle. Give rotation to this whirligig and say:

*Sappho idealo variatus nobelli,
Kasto labiritum amorte,
Gomo astena nomen.*

Repeat this action three times and repeat this ritual three times per day.

You will need a long horsehair that was taken from a mane of a stallion. Impregnate it with your saliva or blood and hide it in a house of your beloved. For more efficacy of this magic, tie the horsehair round a leg of a beloved's bed.

Write on a sheet of pink paper your names with a red pencil. Enclose this note into a bivalve shell. Keep this talisman as a symbol of your love.

Before to present a perfume to your beloved, inhale its aroma, saying words of love and creating mental images of your future intimacy. Connect your thoughts and inner images with a smell of the perfume. Define that this smell will cause the same imaginations to which this present will be made — and then it really happen in a reality.

Love Talismans

There are two kinds of love talismans: talismans for an excitation of love and talismans for a keeping of feelings and affection. For a creation of excitation talismans, usually used forces of Venus planet and the fire element. Influences of the earth element and Jove planet are necessary for making keeping talismans.

If you decide to use jewels as talismans, choose a diamond in all cases — it is universal love gem. For an inspiration of love, apply amethyst and ruby. When you need to keep your feelings, give preference to chalcedony or sapphire. But remember that active exciting stones should be carried on the right hand, and preservation gems should find their place on fingers of your left hand.

The Talisman of a Rapprochement

If you know the date of birth of your beloved, make the talisman that will promote your rapprochement.

First of all, get to know days of week when you and your beloved were born. Having applied Tables 2 and 3, you easily can find out it. For example, if you were born April 15, 1975, use the Table 2 and find in the column “years” number “75”, the intersection of the line “75” and the column “April” give you the coefficient “2”. Sum up this coefficient and day of birth: $2 + 15 = 17$. Having found this number in the Table 3, you get the sought day. In this example, it is Tuesday.

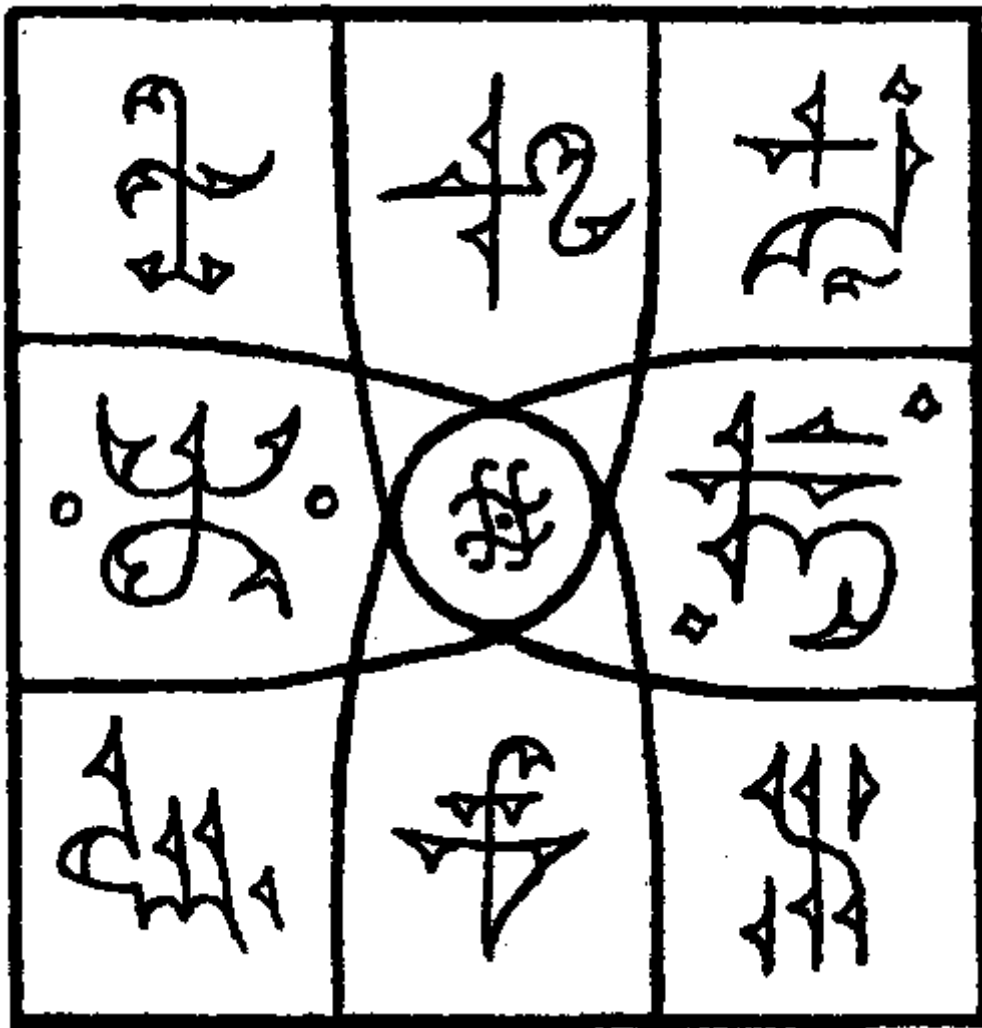
The knowing of these dates is necessary for determination of day of the ritual. So if they are Wednesday and Friday (the fourth and sixth day of week), subtract the smaller number from the greater: $6 - 4 = 2$, the second day of week is Monday and in this day you must make your talisman. If week days of your births coincide, make the talisman on Saturday.

Now determine the symbols of the talisman. If, for example, your partner was born April 2, find out what current number have this day in year. Begin the counting from January 1, and not stopping on the end of months, reach the necessary date. In our example, if year is not leap, you receive number 92. Add up two (or three) digits of this number. If you result two-digit, repeat this operation so that in final you get a simple quantity: $9+2=11=1+1=2$. Sought number is 2 — use it to find the first symbol of the talisman in Table 4. Besides, April 2 correspond to Aries zodiac sign. Magic symbol of Aries you find in Table 5.

Having defined all magic symbols of your partner, find yours. If you were born September 5, then current number of this day is 248. Sum of these ciphers is $2+4+8=14=1+4=5$, and number 5 determine the necessary symbol in Table 6. Your Virgo zodiac sign determine the symbol in Table 7.

Having made necessary calculations, enter four personal symbols in “love matrix” and

add to them four additional symbols (Fig. 25). Use for drawing of symbols any black ink in which add a drop of your saliva or blood. The base for the “love matrix” is a square cut out in cardboard.



When ink has dried, grip the talisman between palms and say:

*Asta kadavas urfido asto kaltas.
Here and now, they are connected and fastened,
Two hearts, two minds, two bodies
By word, by deed, by sign.*

Feel how special kind of energy radiates from your palms, how it penetrates through the talisman and actuates secret forces. Having made and charged the talisman, carry it always with you.

Table 2.

1925 — 2036 years				J a n u a r y	F e b r u a r y	M a r c h	A p r i l	M a y	J u n e	J u l y	A u g u s t	S e p t e m b e r	O c t o b e r	N o v e m b e r	D e c e m b e r
25	53	81	09	4	0	0	3	5	1	3	6	2	4	0	2
26	53	82	10	5	1	1	4	6	2	4	0	3	5	1	3
27	55	83	11	6	2	2	5	0	3	5	1	4	6	2	4
28	56	84	12	0	3	4	0	2	5	0	3	6	1	4	6
29	57	85	13	2	5	5	1	3	6	1	4	0	2	5	0
30	58	86	14	3	6	6	2	4	0	2	5	1	3	6	1
31	59	87	15	4	0	0	3	5	1	3	6	2	4	0	2
32	60	88	16	5	1	2	5	0	3	5	1	4	6	2	4
33	61	89	17	0	3	3	6	1	4	6	2	5	0	3	5
34	62	90	18	1	4	4	0	2	5	0	3	6	1	4	6
35	63	91	19	2	5	5	1	3	6	1	4	0	2	5	0
36	64	92	20	3	6	0	3	5	1	3	6	2	4	0	2
37	65	93	21	5	1	1	4	6	2	4	0	3	5	1	3
38	66	94	22	6	2	2	5	0	3	5	1	4	6	2	4
39	67	95	23	0	3	3	6	1	4	6	2	5	0	3	5
40	68	96	24	1	4	5	1	3	6	1	4	0	2	5	0
41	69	97	25	3	6	6	2	4	0	2	5	1	3	6	1
42	70	98	26	4	0	0	3	5	1	3	6	2	4	0	2
43	71	99	27	5	1	1	4	6	2	4	0	3	5	1	3
44	72	00	28	6	2	3	6	1	4	6	2	5	0	3	5
45	73	01	29	1	4	4	0	2	5	0	3	6	1	4	6
46	74	02	30	2	5	5	1	3	6	1	4	0	2	5	0
47	75	03	31	3	6	6	2	4	0	2	5	1	3	6	1
48	76	04	32	4	0	1	4	6	2	4	0	3	5	1	3
49	77	05	33	6	2	2	5	0	3	5	1	4	6	2	4
50	78	06	34	0	3	3	6	1	4	6	2	5	0	3	5
51	79	07	35	1	4	4	0	2	5	0	3	6	1	4	6
52	80	08	36	2	5	6	2	4	0	2	5	1	3	6	1

Table 3.

Sunday	1	8	15	22	29	36
Monday	2	9	16	23	30	37
Tuesday	3	10	17	24	31	
Wednesday	4	11	18	25	32	
Thursday	5	12	19	26	33	
Friday	6	13	20	27	34	
Saturday	7	14	21	28	35	




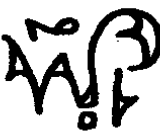




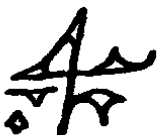
1	2	3	4	
				
5	6	7	8	9
				

Table 4













Aries	Taurus	Gemini	Cancer	Leo	Virgo
					
Libra	Scorpio	Sagittarius	Capricorn	Aquarius	Pisces
					

Table 5










1	2	3	4	
				
5	6	7	8	9
				

Table 6













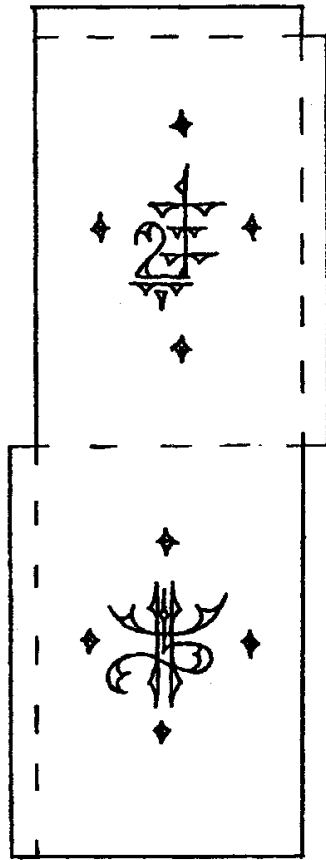
Aries	Taurus	Gemini	Cancer	Leo	Virgo
					
Libra	Scorpio	Sagittarius	Capricorn	Aquarius	Pisces
					

Table 7

The Hair Talisman

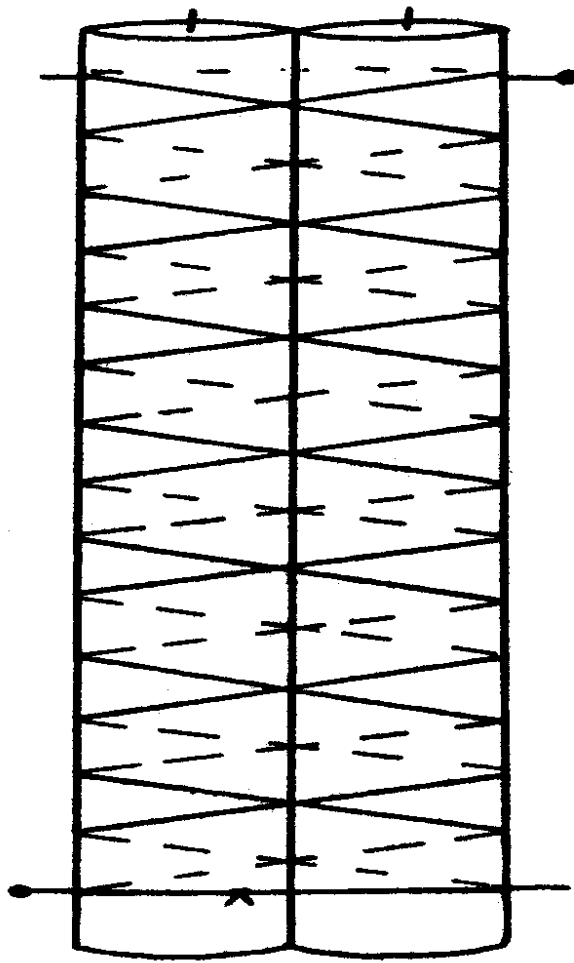
You can make the simple talisman that will help you to excite love and to keep attachment. You will need two hairs — one from your beloved, another is your own. The best if they are “intimate hairs” — hair from pubis.

Cut out of paper the blank shown on Fig. 26. Paint on it two magical symbols with red ink. Bend the paper on the dotted lines and glue the small packet so that the symbols are inside. Tie together the hairs cross-wise. Place them into the packet and seal up the packet. Carry this packet always with you. Keep your beloved in your mind and all your dreams will turn to a reality.



The Talisman of the Seven Archangels

On the first Friday just after the new moon, buy three candles — two white and one red. Also, obtain two pins and a red woolen rope. All these purchases must take place till the midday. In the evening of the same day after sunset, light the red candle. Connect two white candles side by side, and stick them together by pins. Take the rope and tie with it the connected candles as shown in Fig 27.



At the end of this work, you must get the seven crosses of the rope on one and other sides of the candles. Put the connected candles on a table. Take burning red candle and drip its melted wax on the first top rope cross. Say at this moment:

Avasat.

Do all it for all other crosses which on first side of joint candles. Each time say the new magic word. Here is the list of these words:

1. *Avasat*
2. *Balos*
3. *Mastel*
4. *Dimos*
5. *Lamo*
6. *Vatal*

7. *Ipos*

Turn over the connected candles and give the wax to each cross of the rope on other side, repeating the same words. Place the candles in vertical position. Set fire to their wicks from the red candle. After a time, say:

Sataras gomo hatl unidos.

In your mind, these candles must be identified with you and your beloved. Continue the incantation imagining how under action of your words the fires of the two candles join in one united flame:

Valt dal al lakamur agla das as le taur.

With last words blow out the fire of the candles. You must realize that the fire has not disappeared completely, but only has transformed in the new spiritual condition. Now it is the concealed fire of your souls and hearts. From this point, it will be burning always in the world of ideas and mental imagery, and will be supporting your feelings and relations. Wrap the connected candles in a dark blue fabric and hide it in a safe secret place in your house.

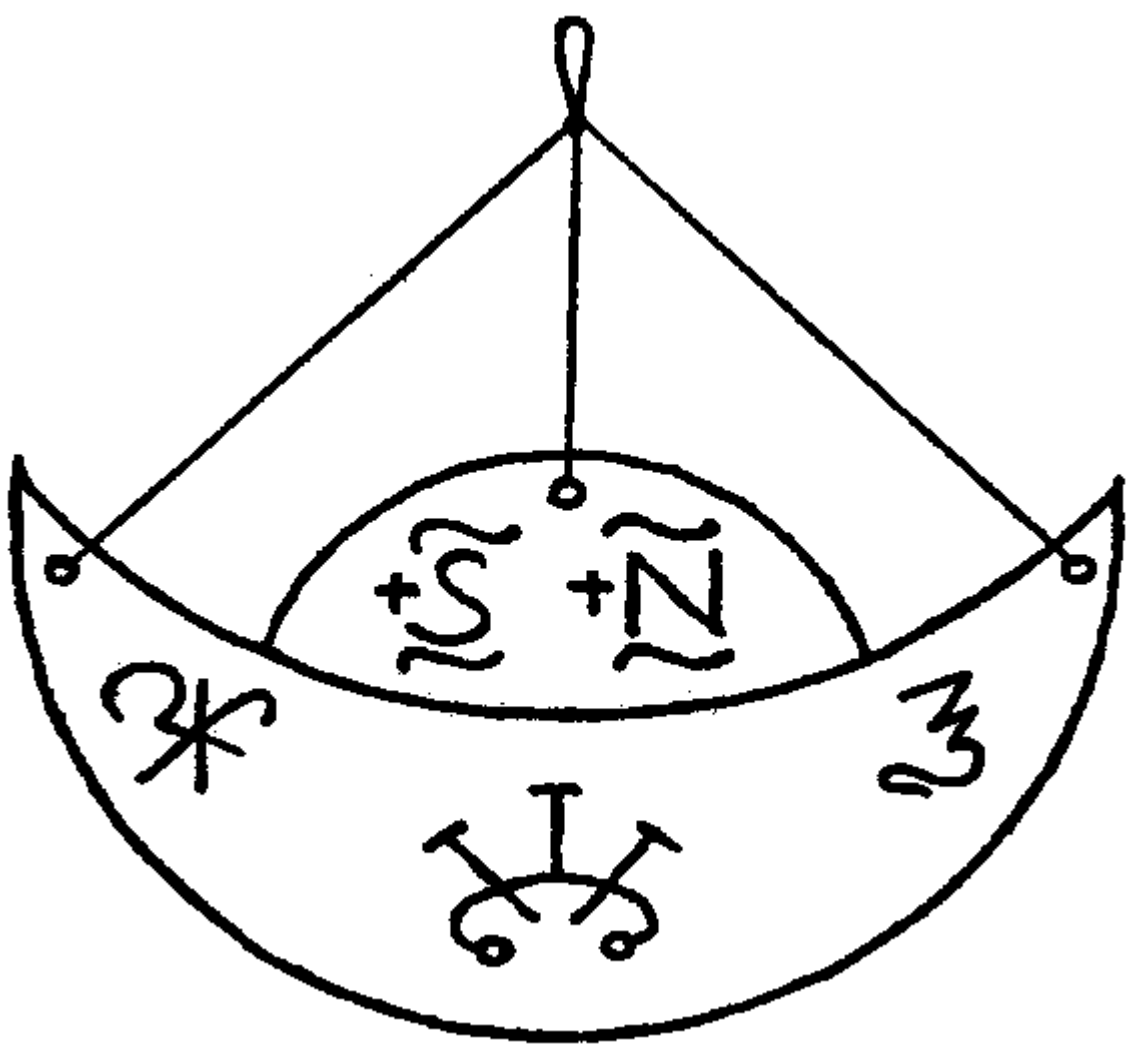
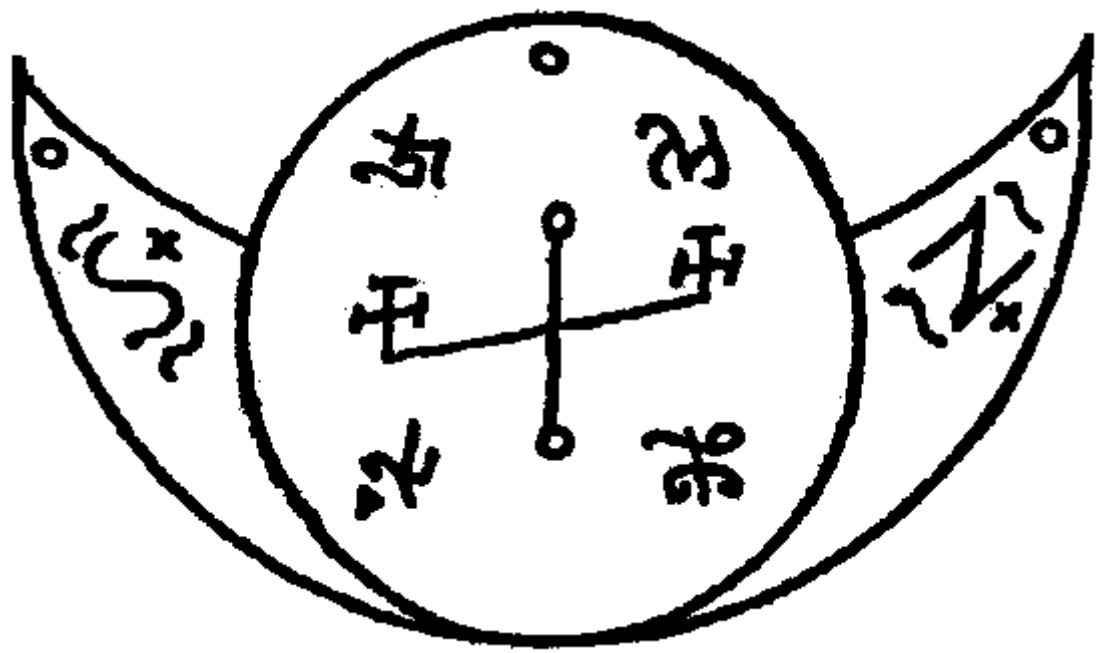
This magic is the most effective in that case when you and your partner already have strong and long relations, when you live as a family and expect for the best.

The Moon and the Sun

For preservation of family happiness, there is talisman in the form of the confluence of two main cosmic symbols of female and male beginning.

Obtain gold “Sun” and silver “Moon” — order it from jeweler. The necessary magical symbols and the first letters of man and woman must be engraved on them. (In the example, S is the initial letter of the man’s name, and N is the women’s initial.) Besides, the “Sun” must have one hole and the “Moon” has two. Join these figures with the jewellery welding. In the Fig. 28 and 29, you can see front and back view of the talisman. Hang up this talisman on three red threads in your house where it will be imperceptible for another's looks.

If you do not have means to use precious metals, cut “Moon” and “Sun” from veneer or cardboard, cover them with gold and silver foil, squeeze necessary symbols on the foil with a blunt end of a needle and glue “the planets” together.



Love Potions

The Love Potion # 1

Add twenty grams of basil in half liter of rum. In three days, filter this tincture through milled coffee — place milled coffee in a strainer and pour the tincture through it. Add ten grams of ginger in the filtered tincture and filter the tincture in three days again. The finished philter is very strong. Offer fifty grams of it to your beloved at the end of a romantic supper to have the necessary result in one minute after it was drunk.

The Love Potion # 2

In magic practice, many things from our daily environment are considered symbolically and have deep mystical meaning. So, for example, a mortar and a pestle are symbolizing female and male genitals. Process of powdering is considered as a magical copulation that initiating a real action. Mill seven seeds of a coriander in a mortar by a pestle. Doing it, mentally repeat a name of a person loved by you and imagine pictures of your physical intimacy. Collect all formed powder in a bowl and add pure spring water to it. Place an other empty bowl on an altar and take in the hands the bowl with the potion. Pour slowly all the potion from the height of one foot into the empty bowl and chant the magical formula:

Azero habo labus.

Make this operation exactly seven times — pour the potion from the first bowl into the second, then from the second into the first, and so on. Each time, chant new incantation:

1. *Azero habo labus.*
2. *Aste ofe mekon.*
3. *Pote leus sita.*
4. *Olle kate lon.*
5. *Bel ura ila.*
6. *Ame kafas netura.*
7. *Est fina libura.*
- 8.

Imagine how with each new action and incantation the potion gets more and more specific force and magic energy.

Add the potion in a drink or food of one whom you want to charm. Make this not later than in day after potion was prepared.

The Love Potion # 3

Cast the spell on water or any drink:

All yours for me.

All mine for you.

Give to drink half of this water to your beloved, and drink other half yourself. When he (or she) will drink, mentally say the second sentence of the incantation. When you drink, mentally say the first part of secret words.

The Love Potion # 4

For making the following love potion, you will need a porcelain bowl with special properties. If to move a fingertip along the edge of this bowl, you get a monotonous musical sound. It is necessary to notice, that each porcelain bowl is capable to reproduce similar sounds, but you should choose what have the louder and the better sound. Usually, such bowls have the medium or the large size and thin walls.

The composition of the potion can be any. For instance, you can use an infusion of elecampane. Pour out the potion just on the bottom of the bowl. Touch the edge of the bowl by the index finger-tip along. Move the finger and get a monotonous sound. Not interrupting this movement and the sound, chant:

Zaba gaba afa giba safat.

Repeat this incantation some times. Feel how your words merge and resound with the sound of the porcelain and how their energy passes into the potion. Stop movement of the finger. And though the external sound of the porcelain will be stopped, an internal sound of the potion will not disappear. Pour this potion in a vessel and cork up it.

Add the potion in a drink or food of your beloved. Hear a sound of your magical influence which went into the drink or the food. When this magical music will be transmitted to your beloved, he will be in your hands. All your words will become a sweet music for him and all your actions will produce only admiration and worship.

The Love Potion # 5

Tear off a little piece of a callous skin from your left foot. Grind it into powder. Add this powder in a drink of your beloved and say three times:

As my foots strongly and tightly

Touch to a ground,

So [name] will be strongly and tightly

Aspire to me.

As my body is loved by me,

So it will be loved by him.

This potion will work at once on conditions that it is used on Wednesday when the moon waxes.

The Love Potion # 6

Place a small round pocket mirror at a bottom of a bowl. Fill this bowl with pure spring water. Say, looking through the water on the reflection in the mirror:

Look at me, eat me, desire me.

Use this water for cooking of foods and drinks which will be offered to your beloved.

The Love Potion # 7

Add grinded green sprouts of rosemary, flowers of jasmin and lemon peel in white wine. Keep it two week in a dark place. Then filter the wine. Give this potion to a person who you love. Before doing it, hold a glass with the wine in the right hand, having covered its top with the left palm. Imagine at this moment that your feelings and desires are delivered to the potion.

The Love Potion # 8


Mix three parts of a root of elecampane, two parts of a root of angelica and one part of leaves of yarrow. Fill a small bag with this mix and carry it under the armpit of the left hand during the day. In the evening, take the bag and place it in a cup with boiling water. When water has cooled down, pour the infusion in a small bottle and cork up it. Add three drops of this love potion to any beverage of your beloved.

The Love Potion # 9

Add in a glass with water three pinches of leaves of basil, a pinch of dried petals of rose, a pinch of a powder of apple peel, and a pinch of sea salt. Holding the glass with the potion between the palms, charge it by energy of your love. Imagine that viscous soft waves flow from your hands, that they are transferred to the potion and transform it into the source of sensuality. Use this potion for cooking of foods or drinks intended for your beloved.


The Love Potion # 10

If you have everyday contacts with your beloved, you can make very powerful and effective magic. Cut out of paper the star with four beams. Draw on it all magical symbols as shown in Fig 30, with purple ink in which add one drop of your own blood.



On Monday, snip off from the star the first segment of the top ray (Fig. 31). Burn it in a flame of a candle or a match, and say:


Azel gibu ro.




Collect all ashes and place it in water. Add some drops of this water to any beverage or to food for your beloved.

On Tuesday, snip off the two parts from the star (Fig. 32 and 33). Lay them together and simultaneously burn out them on a candle. Say at this moment:

Bogar nero.
Igo nava fara.






Place ashes to water. Add some drops of water in any beverage or to food.
Further, all will repeated with other parts of the star.

On Wednesday, snip off the three parts (Fig. 34, 35 and 36) of the star. Burning them all together and say.

Gan davlago omikon.

Uze gemo.

Afi kor.



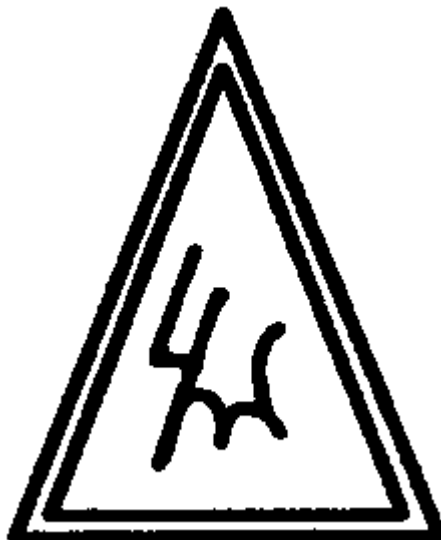


On Thursday, separate from the star the segments shown in Fig. 37, 38 and 39. When they was eaten by the flame, say:

Bora giba ogo nat.

Imal kara.

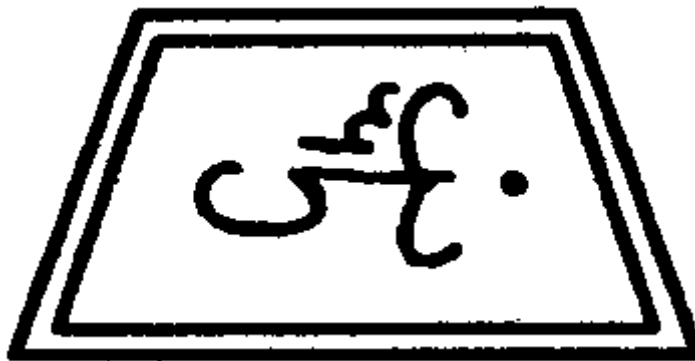
Giba rado imark.





When Friday has come, snip off the two parts of the star (Fig. 40 and 41). Burning them and say:

Adhva matus afo dem.
Ite dobus vade hadabas.



On Saturday, burn out the last part of the ray (Fig. 42) and say:

Aga virom ofedolm.



On Sunday, the core of a star (Fig. 43) is burnt and the incantation is:

Bofara al nagel giba fora.



Ashes also are added to water, and some drops add in a beverage or food of your beloved.

The Love Potion # 11

Add a powder of petals of rose in a red wine. This potion necessary use on the waxing moon for excitement of new love.

Add a powder of flowers of marigold in a pink wine. This potion will help you to restore former feelings if it will be used on the full moon.

Add a powder of flowers of mimosas in a white wine. If during the waning moon you will give this potion to the one who is not loved by you, then he (or she) quickly will cease to love you.

The Love Potion # 12

Put your small photo on a table. Place on it a glass with pure water. Cover the top of the glass by a round pocket mirror so that your photographical image was reflected in it. When your beloved will come to you, under any pretext, compel him to drink all charmed water.

The Love Potion # 13

Add not much apple syrup in pure alcohol, and say magic words:

*As the wine ferments,
So a soul with a body will fermented by love.*

Having chosen an opportunity, add ten drops of this potion in a drink of your beloved. After that, not later than in six hours after the potion will be drunk, you must pour out all rest of the potion in a small black plate, set fire to it and repeat several times:

*I burn not the wine, I kindle love.
I make not the flame, I inflame passion.
From me to the wine, from the fire to him.
Catch fire his heart,
Flare his soul,
From this minutes and till last day!*

Uttering the incantation, create a mental image of the person loved by you. Imagine that now events and changes described in the incantation happen with him.

The Love Potion # 14

Put in a glass with water so much silver coins how many you have already lived with the spouse and so much golden coins how many you want to be with him (her) in the future. Utter the incantation:

*By gold and silver,
By the past and the future*

*I evoke Force of Water
To keep and to increase,
To save and to strengthen
Peace and consent,
Cleanliness and fidelity,
From this day and forever and ever.*

Take out all coins from the glass. Give to drink this water to your spouse and drink it yourself.

The Love Potion # 15

Prepare three tinctures. Make lovage tincture on Friday, tincture of rose on Monday, and tincture of angelica on Thursday. Keep these tinctures one lunar quarter in dark place, and then filter them. When the time to apply the love potion has come, make the mixture number one — mix fifteen drops of the first tincture with ten drops of the second and say:

Malhitab ozma gor.

Then make mixture number two — mix fifteen drops of the second tincture with ten drops of the third and designate this action by a new incantation:

Het naru ain kor.

After that, make mixture number three — mix ten drops of the first tincture with fifteen drops of the third. In this case, your words are:

Zaun tau lar.

In final, mix the mixture number one with the number two, saying:

Alabuz hama atul.

Add to them the mixture number three, and complete the incantation:

Dankaro sio rafon.

Now you have finished potion. Add three drops of it to a drink of your beloved.

You can use the rest of the tinctures for preparation of new potions, but remember that each time you must make the new mixes.

Love Elixirs

The Nettle Vodka. Place a half-pound of leaves of nettle in a big bottle. Fill the bottle with a half liter of vodka. Cork up the bottle. First two days, keep it in a light place, next six days, store the bottle in a dark place. At the end, filter the infusion. Use this elixir one spoon before breakfast, dinner, and supper.

The Port. Fill a pot with one liter of red port. Add one teaspoon of honey, a powder of dried up peel of oranges, a powder of dried up rose-petals, seeds of anise, rosemary and clove to it. Put the pot on weak fire and bring the wine to the boil. Then cool and filter it. Before the using of this elixir, it is necessary to warm up it again and to sip by warm. This elixir gives new powers for youths and restores forces of old men.

The Bull Strength. At the first days after a new moon, scrape off a bone powder from a right horn of a bull. Add one pinch this powder in any drinking and say these words:

*I will wake up at an early dawn,
I will wash myself with spring water,
I will go from a home to a yard
From the yard through a gate to an open country.
At this open country, there is a bull.
As a bullhorn does not bend,
So my ramrod would not bend,
When a hole will be for him.*

You should know that this elixir will be effective only then when the bull, from whose horn was made the powder, still alive and in good health.

The Oat Elixir. Fill a pot with one part of oat and six parts of water. Place the pot on fire and boil water until it will be half. When the oat water will cool down, filter it and add milk in the same volume to it. Again, place the mixture on fire and boil it a quarter of an hour. In final, add two spoons of honey to warm mixture. Drink a half glass of the elixir three times per day.

Power of Seeds. Grind one spoon of seeds of a nettle and a plantain. Put this powder in a bottle of red wine. Also, add one spoon of honey to it. Put the elixir in any sunny place. Let all components of the elixir will get impregnated with solar force and light. Under exposure of the sunlight, honey and a wine will enter in interaction and activate magical force of the seeds. After a time, place the elixir in a cool place and keep it there. Drink a half glass of the elixir per day.

Instead of a nettle and a plantain, it is possible to use seeds of a radish. In this case, use seawater instead of a wine.

Love Divinations

These divinations are folk rites of young unmarried women. Traditionally, they take place during Yuletide — the boundary period between Old and New Year, when doors between two worlds are opened and weird forces are arrived on the earth from the other world.

Usually, all divinations are made at midnight in uncommon places where various spirits inhabit — crossroads, derelict house, destroyed church, bathhouse, sheep-house, cellar, or garret.

There are a great many of rites, actually in each village there were their own means and methods. Most of the rites for lonely using, but also there are group rites. As these divinations have been taking place in countrysides, domestic animals and poultries are often used in the rites.

Will Be a Wedding or Not

Place into a pot a comb, a piece of bread and a wooden chip. Close your eyes and pull a thing out of the pot. If it will be the comb, you will marry this year; if bread, your wedding will not take place during next twelve months; if the chip, it prophesies some troubles for you.

Throw a thread in a bowl with water. Previously you must decide what mean if this thread will coil up at once or remain straight. In the same way, it is possible to divine on hair. Throw in water your hair and hair of a person loved by you. If they will have a contact, it means you with this person will be together. If hairs will move in opposite sides, it means your soon parting.

At night, go to a closed church. Stand near windows and listen what sounds from church will be heard. If you will hear a knell and wails, much misfortune will be for you in the coming year. If you will hear wedding chorus, you will be married soon. If you will hear a cuckoo cries, the riches will sudden arrive in your house. If will be no sounds in the closed church, all as before will be in your life.

In the evening after a sunset, hang a white towel on a line in a bathhouse or outdoors and say:

My promised husband, come and wipe yourself.

Wait some time and check the towel. If it is wet, your wedding will be this year. If it is dry, wait till morning comes. Check it again. If it is wet, your wedding will be not soon; if it is dry, your wedding will be never.

It is group divination. The number of participants of it must be odd. Obtain an old book, and a flat old key with a round head and a hole. Insert a leg of the key into the book, between

pages so that the key's head lean out of the book. Tie the book round tightly with a rope. Attach an other rope to a head of the key and hang this divination device on a hook or a nail on a ceiling. Make so that the book have not any movement — not a swing and not a turn. Look on the book and say one after another and with pause names of all girls who is in the room. If the book begin move on saying of some name, this girl will marry this year.

Another group divination. Obtain thin short candles (all candles should be the same length) and shells of walnuts. Each girl set her candle into a shell. All shells are placed in a bowl with water. All candles get fire at one time. An order of the dying of candles appoints an order of weddings. Whose candle will burn down before others, that girl will marry first and so on. When this divination is made for one girl, only two candles are used. One of them is named as the girl, and other one as a boy. If candles will float together, it means that and people will live together.

At midnight, mother should blindfold the daughter, drives her back forth, and around on a room, then lets daughter go where she wants. If girl will go to an exit door, she will marry soon.

At night after a sunset, bring a cock at the house. If it will go to a dinner table, you will marry this year; if it will run from the home, you will stay maid.

Tie together tails of a cock and a hen. Cover them with a sieve. Previously you must decide what a movement of the sieve in one or another side is mean. For example, if the hen will pull, it means your wedding this year. Or of the cock will win, it means prosperity will come to your home.

Late at night, go in a sheepfold and tie together two sheep with belts. In the morning, if sheep will stand a head to a gate, you will marry this year; if they are a back or sideways to a gate, your wedding is not soon.

Take a horse out a stable. Place a black bag on its head so that the horse could not see a road. Get onto the horseback to front — your back to its withers. If the horse will go to a gate, you will marry soon; if it goes back to the stable, no one will ask you in marriage in the near future.

In full darkness, catch a bird in a goose-house. If you will catch a gander (cock), you will marry soon; if a goose (hen), you remain a maid.

Think of a desire. Call your cat from another room. If it will cross a threshold of the room with the left foreleg, desire will come true.

Take a fresh egg. Make a small hole in it. Carefully pour an egg-white through the hole in a glass with water. When the egg-white will curdle, look on its form, associate it with anything, and think what it means. For example, view of a church means wedding; a ring promises you betrothal; an airplane or a ship can mean a departure or an arrival of your beloved and so on. If the egg-white will go down, it forebodes much hardship for you.

To See your Future Husband

Divinations with a mirror are considered as the most true and the most dangerous. It is the best to divine with a mirror at night in a bathhouse or a deserted house. You must be alone

in a room, without any metal on you — take off rings, bangles, chains, and earrings. Put a big mirror on a table. Place a lit candle behind the mirror and two plates in front of the mirror. Sit down at the table. Gaze into the mirror. Don't blink. Don't avert your eyes from the mirror. Say:

My promised husband, come to me for supper.

After a time, you will see your future husband behind your shoulder. When you will distinguish his face, say:

Chur, chur, chur!
Keep away from this place!

It is considered that the Devil himself comes here taking the appearance of your future husband.

Another variant of a mirror divination is a ritual with two mirrors which are placed parallel, face-to-face so that they reflect their own reflections. One of mirrors must stand on a table. Place two lit candles beside the mirror (one on the left side and the other on the right) so that fires of the candles will be reflected in it. Sit down at the table. Set the second mirror in front of the first so that reflections of mirrors will create an endless mirror corridor to the other world. Gaze into it and after a time, you will see your future husband going to you along the corridor. When you will distinguish his face, break the mirror way — overturn the mirrors the faces down on the table and say:

Chur, chur, chur!
Keep away from this place!

Do it quickly, but be careful, don't break mirrors.

If at night in the sky there will be the full moon, go to a crossroad. Take a mirror with you. Stand on the crossroad, so that the moon would be behind you. Look into the mirror and say:

My promised husband, appear in the mirror.

After a time, you will see your future husband. Then say:

Chur, chur, chur!
Keep away from this place!

And run to home not looking back.

Light three candles and turn out an electric lighting. Place a ring in a glass with water. Put the glass on a sheet of white paper. If you will gaze into a hole of the ring a long time, you will see a face of your promised husband.

To have a prophetic love dream, it is necessary to dust a floor in your bedroom with a birch broom in a direction from a threshold to a left corner and wash yourself with water which was taken from nine draw-wells. Also, you should put man's trousers under your pillow and a cup with water under your bed.

Before go to bed, eat any food in which put too much salt and say:

*Who my promised husband is,
That man will give me a drink.*

Don't drink anything and go to bed at once. Who will give you a drink in your dream, that man will be your future husband. Try to recollect his face, may be he said his name or you have already known him.

Using twigs make a little bridge. Put it under your pillow. Go to bed and say:

*Who my promised husband is,
That man will conduct me over a bridge.*

In the dream, you will see how your promised husband conducts you over a bridge. Before go to bed, put a comb under your pillow and say:

My promised husband, come and comb my hair.

In the dream, you will see how your promised husband combs your hair.

If you have three admirers and you guess who of them must be your husband, make the following. Take three playing cards — Jack of hearts, Jack of spades, and Jack of diamonds. Please a bay leaf between the cards — the order is card, leaf, card, leaf, card. Associate each card with one of men. Put the cards with the bay leaves under your pillow and go to bed. Suit of Jack that you have seen in your dream will point out your future husband.

To Know his Nature

In order to know a character of a future husband or a wife, place a hen and a cock in the centre of a room. If the cock haughtily walks up and down, a husband will angry; if it pinches the hen, a husband will beat his wife; if the hen is brave and not allows itself to be pushed around, a wife will rule over her husband.

Put bread, a gold ring, silver ring, copper ring, and a bowl with water on a floor in different places. Place in the centre of a room the hen. If it begins to drink water, your husband will be drunkard; if it eats the bread, the husband will be a poor man; if the hen takes the gold ring (begins to peck something near this ring), the husband will be a very rich man, if

the hen takes silver one, he will be a man of moderate means; if the hen takes the copper ring, he will be an eternal debtor.

At midnight, go out of doors and lie down on snow so that to make an imprint of all your body. In the morning, go to look. If the imprint will be smooth, your husband will be appeasable and modest; if not smooth and as if beaten by rods, the husband will be cantankerous and pugnacious.

When all people at your home have gone to bed, sit by a window and say:

My promised husband, go near my home.

Very soon, someone will pass in the street. If he passes silently, your future husband will be poor or avaricious; if with whistle or song, he will be rich and cheerful.

After sunset, go to a woodpile, take one logs out of it. If the log is smooth, your husband will be poor; if it is snaggy, he will be rich; if the log is mouldering, he will be a drunkard.

At midnight, go to a crossroads, draw there a circle on a ground, and stand into this circle. Cover yourself with a white bed-sheet and listen attentively any sounds. If you hear a ringing of bells or a barking of a dog, it means that you will marry soon. If the bark will be hoarse and rough, your husband will be old and grouching; if sonorous, he will be young and cheerful. If you hear sound of a kiss, you will have a new love; a meowing of a cat promises you happiness and prosperity; a sound of an axe or a croaking foretells an illness or death.

In the evening after a sunset, go into a bathhouse, throw up a heap of ash and return home. In the morning, go into a bathhouse again and check the ash. If on it there is a print of expensive boots, your husband will be rich; if cheap or just sole, he will be poor; if it is a track as if from a lash, your husband will be pugnacious and intractable.

To find out, is your future husband was earlier unmarried, divorced, or widower, you should go to a fencing at dark night, touch each pale of the fencing by your left hand and repeat words “single”, “widower”, “divorced” one after another. Notice a word on which pales will be finished and which defines a family status of your future husband.

Where He from

To find out, is your future husband from your village (town) or other places, you should go to a crossroads at night, stand there just on the left foot and wait for the first barking of a dog. If the barking sounds from far away, the husband will be from other places; if the barking is not far, the husband will be the local.

At midnight, go to a crossroad. Cry in all sides. In which side an echo will respond to you, in that side you will be married.

Blindfold a horse. Sit onto it and say:

Carry me to my future husband

Let the horse go free. In which side it will carry you, in that side you will be married.
Light a chip. Stick it in a log and say:

This is for a search of my beloved

Look, in which side ashes will fall, from that side your future husband will come.

At midnight, go to a crossroad. Take off your left shoe and hold it in your right hand. Close your eyes and make several turn around yourself. Throw the shoe back over your left shoulder. In which side shoe's toe points, in that side your future husband are living. If the shoe points to your house, it means your wedding will not take place in the near future.

Antidotes for Love

If you surmise that you have become the object of love magic and this magic was made by a person you do not need at all, when under a magical action you get “false feeling” and have spontaneous changes of emotions, at one moment you fall in love, at another you hate, feel that cannot be with this man (or woman), leave him, but after that feel that cannot be without him, and at the same time you understand that this all is not necessary for you, that from this relations you receive more misery, than satisfactions, in these cases you should use rituals of deliverance from insubstantial feelings.

The Chicken Slingshot

For this magic, you will need a chicken bone that has the form of a slingshot. In any day of the waning moon, light a black candle after sunset. Hold the ends of the bone by the right and the left hand. Place the bone middle above the flame of the candle so that fumes of the candle deposit on the bone. Utter the incantation:

*By the black moon I conjure,
By dead bone I enjoin,
Recede from me all that belongs to others,
All dark and false!
Step in the left side all grief and troubles
And in the right, all hopes and lusts.*

On the last word, break in two the bone and finish the incantation:

*As this dead bone never be knit,
So me with [name] together never to be.*

Bury the fragments of the bone in different places as further as possible from each other and say:

*As these bones are far from each other,
So us from each other far to be.*

In many cases, just one this action is enough to get rid of vagueness of feelings and mental pressure.

The Lull to Sleep Love

When it is necessary to eliminate love, fill a small black bag with sleepy poppy seeds. In midnight, go three times around a house of the one who must forget about you, strewing poppy seeds on a ground and repeating the incantation:

*Love falls asleep, will not wake again.
Heart locks, will not open again.
As these poppy seeds never together to be,
So me with [name] never together to be.
As poppy seeds get spilled, so love goes off.
As love go off, so the road get lost,
From heart to heart, from soul to soul,
From me to you, from you to me.
From now and for all time*

For success of this magic, do it on Saturday or on Monday, when the moon wanes.

Sour Feelings

Divide in half a big lemon. Take one half of the lemon in hand and looking on it, imagine the face of your ex-beloved. Vastly salt and pepper it and say:

*As this taste is not lovely to me,
So [name of ex-beloved] will be not lovely for me.*

Bite off the pulp of the lemon. Feel in full measure aversion to the lemon and to one who was before interesting for you.

The Separation

Go to secluded place. Light two purple candles. Write on a sheet of paper you and his (her) names. Divide the paper in half so that your names will be separately. Burn out these papers on different candles. Put ashes of first paper on the left palm and the other on the right. Having waited a capful of wind, blow away ashes from the palms in the different sides.

You can do this magic indoors. In this case, blow away ashes in two different windows.

The Elimination of a Rival

When a lover leaves you and you know the name of your rival, make the following. Light a black or a dark blue candle. Write with a needle at the top of the candle the name of the man and at the bottom the name of the woman. Prick several times by the needle the flame

of the candle, saying:

*As this fire is cleaved,
So [name] and [name] will be cleaved
From now and for all time.*

Repeat this incantation and action until then it is not become obvious and clear for you that your words become the reality. Then blow out the candle. Divide it in half by sharp knife, having separated thus two names. Throw out these parts of the candle in different places as possible further from each other.

The Funeral of Love

Take a handful of a ground from a fresh grave and a leaf from a funeral wreath. Put them in a black silk pouch. Also, put in it a rusty ring, three rusty nails, your and his photo. Wrap up mouth of the pouch seven times with a black cord and seal the ends of the cord with red sealing wax. At midnight, go three times around of a house of the one who became not sweet to you, holding the pouch in the left hand behind you back, and pressing the right hand to the heart. Making you way, repeat the incantation:

*Aspero lato kafo labor,
Ade lais atabor.*

Having finished this action, bury the pouch near to the house. If you have not necessary photos, use two separate pieces of paper on which write your and his name.

The Crushed Egg

When you want to get rid of feelings to a person who deserted you, stand near a cook-table and take in the hand an uncooked egg. Hold it in front of you, imagine that in this egg are concentrated all your feelings to this person. With all your force throw and break the egg on the table, understanding that with this action you break all your former relations and feelings.

If you want to return a person who deserted you for a rival, choose another way. Write with a black marker a name of your beloved on one side of egg, and a name of a rival on the other side. Imagine that the egg symbolizes their relations and feelings. Throw and break the egg.

The Clearing of Feelings

If parting with your former feelings and dreams is painfully for you, make special

cleaning ritual. You will need a photo or any personal thing of your ex-beloved that can be destroyed by a fire. Wait that time when the moon has started wane. The best way is your actions have coincided with the twenty fifth or twenty seventh day of the lunar cycle.

When the time has come, light a grey candle and fill a small basin or a bucket with pure water. Spit upon the photo three times and burn it in the flame of the candle. Collect all ashes and rub with it the chest (region of heart) and the forehead. Moisten three fingers of the right hand in clean water and say:

*Clear water,
Flow through grief of my heart,
Cleanse my mind and blood
From dead love that hides in my heart.
Wash me with a clear stream.
Clean mind and feelings.
Save my heart.
From now and for all time.*

After that, make the sign of the cross on you with the wet fingers. Wash with clear water all dirt from the chest and the forehead, wipe with a towel, and put on clean clothes.

The Burial of Needles

In order to get rid of love magic, make simple but very effective action. Retire in a secluded place where nobody can impede you. Dig not big hole. Take in the both hands a handful of small needles (so many, as you can take) and say:

Afa fas nas.

Imagine that all unnecessary for your feelings and the negative energy spill over into the needles. Complete the mantra:

Zel kala baktas.

Unclench the fists and by flick throw out all needles in the hole. Bury the hole with the needles. Put a lit candle on this grave. Leave it to burn down, and come back home.

Chapter Six

Magical Attack and Protection

Magical attacks, putting the Evil Eye, evil spells, curses, and hexes are malevolent magic that means a transmitting of negative energy from one person to other.

If someone wishes a disaster, an illness, or misery for someone, mentally these disasters imagines and gives vent to these negative ideas through the gloating stare, this action is named “Putting the Evil Eye”. When negative energy finds vent in hated words, this is “Curse”. If to a curse or to the Evil Eye are added special magical actions, this magic is named “Hex”.

One simple example of malevolent magic is a foot track hex. Usually, it is noticed a place where a person has left a foot track and a nail is hammered in this place with a curse. In the other case, a foot track is unearthed and with this earth is made various magical actions. These hexes make a afflicted person is constrained and unattractive for other people, cause melancholy and grief, inhibit a reaction to dangers. The ending of it can be: a full loss of interest in life, misfortune in all affairs, a financial ruin, a nervous breakdown, a development of a sclerosis, urolithiasis, death from accident or cardiac arrest.

There are wind curses or wind hexes. For these hexes, is prepared special magic powders or used usual street dirty and dust which with a curse are scattered down wind in direction of a victim. A person, under the action of these hexes, becomes very nervous and loses self-control. By the aggressive and unbecoming behavior, the afflicted person pushes away all people. His rash acts can destroy his life, result him in a crime and in imprisonment. Besides, the person has very fast exhaustion of the organism, eyesight is weakens, there are gastric and pulmonary pains, paroxysms of an asthma and incoercible vomiting. In the final, these hexes drive mad, result in death from suicide or full physical exhaustion.

All these hexes and curses have properties of inhibition of mind and behavior of a victim — the victim of a hex is not capable and does not want to escape from the vicious circle of problems and every day more and more get bogged down in them. In these cases, the victim is the initiator of his (or her) own failures and losses.

In other cases, disasters come from the outside. Very frequently, a doll hex is guilty in this. In this black magic, a waxen or a clay doll is made, and it is identified with a victim. Then with the doll is performed a situation that must will take place in a reality — any accident, any situation bringing a loss of well-being, incurable illness, death and burial.

There are various magical actions which cause impotence and frigidity. Sometimes these hexes make as follows. In a specific place of a personified doll, make a small hole, then on a thread make knots, and place this thread into the hole in the doll. After that, the hole is puttied and the doll is hid in a dwelling of a victim. Instead of a magic doll, “close things” of a victim can be used — his or her blood, hairs, nails and a photo. These objects are pierced by needles, burned and destroyed.

Further, it is necessary to notice the incubus hexes — by specific magical actions is created a negative spirit object (incubus, elementary spirit) that then is implanted into a biofield of a victim. This elementary spirit has only one mission — to destroy its carrier. As a result, the implanted spirit receives “vote” in internal dialogue of a victim, it constantly “whispers” how to act, induces to those acts and decisions which will result only in losses and deprivations. At the same time, the implanted spirit “eats” vital power of its carrier and causes a complete loss of sound mind, a power exhaustion of an organism, and death.

Version of the incubus hexes is a hex of black amulets. In this case, the primary carrier of a malicious spirit is a special thing that secretly or obviously placed in a dwelling of a victim. As a black amulet can be used a paper with murderous magical symbols or bad words, coins and paper money, different sharp metal objects, ritual masks and figurines, feathers tied with red or black threads, fossils and bones, corked vials in which there are strange objects.

In black magic, are frequently used various things symbolizing death and destruction — ashes, broken glass, clotted blood, ground from a tomb, a twig or a leaf from a funeral wreath, coffin nails, a shroud and things belonging to deceased person. The presence of these things near to door or inside your house can be sign that near to you there is black magic.

This magic can be directed not only on a one person, but also on all those who will have contact with a black amulet. Sometimes under an influence of a black amulet, there can be a sizeable space and all those who in this place have location. This malevolent magic is a frequent reason of disintegration of families and friendly relations. If a black amulet is placed where there are business meetings, bargains and contracts are made, its influence will be breaking commercial success and depriving people of their business qualities.

It is necessary to remark that a result of any black magic should be considered as a disease that can be curable. And in any case, it is always easier to prevent the spread of disease than to cure it. Therefore, at the beginning let’s consider methods of protection against the Evil Eye and hexes, and later we will pass on to elimination of any negative consequences.

Personal Protection

The Safety Pin

Obtain a safety pin. Fasten it on your clothes in the area of the heart or the solar plexus. Carry this charm secretly so that other people could not see it. Each evening unfasten the pin and pay attention on its needlepoint. If you will notice that it has changed the color, become dark blue or black, it is the signal of that on you was made a magical influence and that this influence was stopped by the needle. In this case, spit three times, one time forward and twice back — over the left and the right shoulder. After that, bury the pin in a ground. It is important bury the pin with open needle so that all accumulated in it negative energies could easily flow in the ground. Buy a new safety pin and use it in the same way. If the color of the needle for day has not changed, open the pin and leave it so overnight. In the morning, fasten it on your clothes again.

This simple, but very effective method is capable to protect from very many kinds of malevolent magic directed on a destruction of a biofield of a person and a producing of various diseases.

The Rowan Cross

On Friday morning, pick two small twigs from rowan-tree. Lay these twigs cross-wise and tie them together with a red thread. Doing this, say the wards:

*This cross for protection
Against creatures of this and other world,
Against alive and against dead,
Against their evil thoughts and malicious acts.*

Attach a red lace to the rowan cross and carry this amulet on our neck.

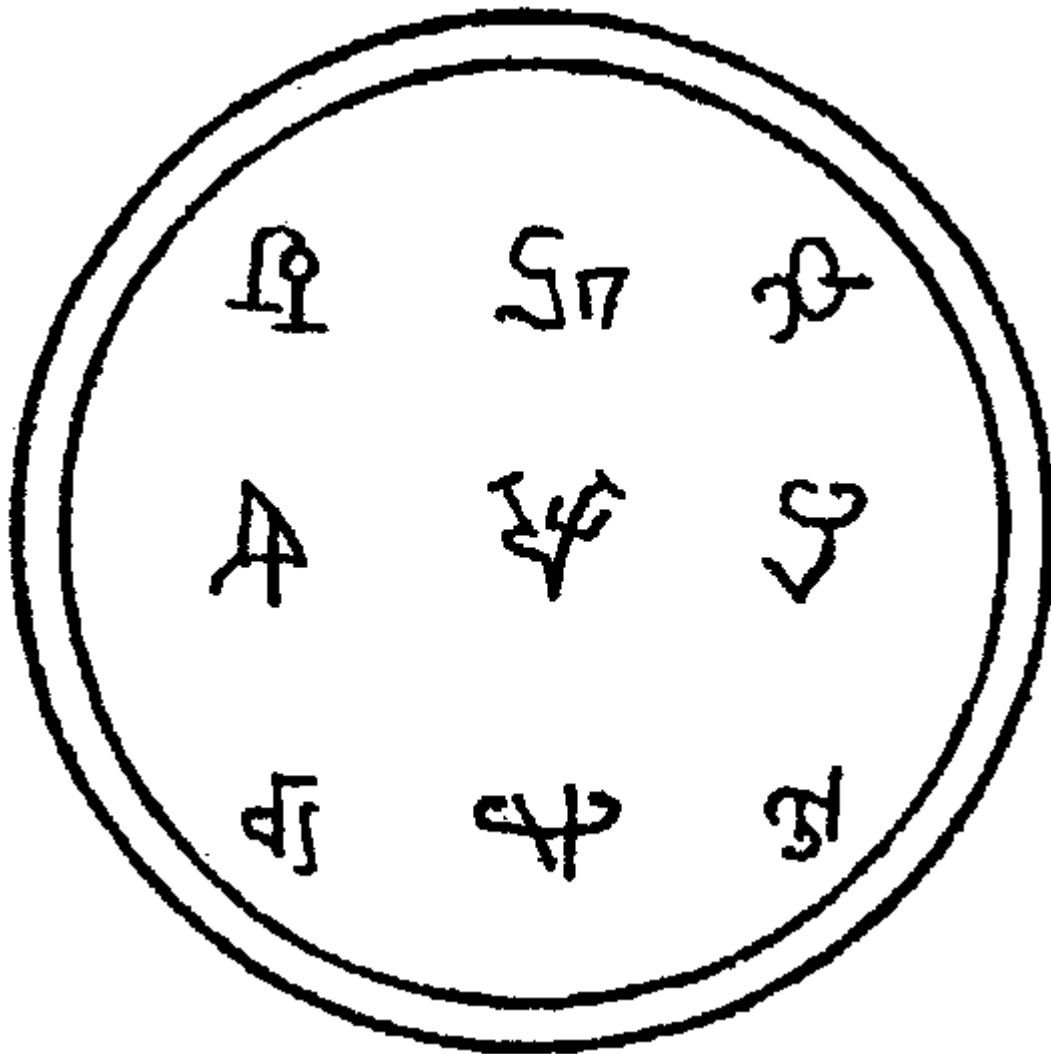
The Double Mirror

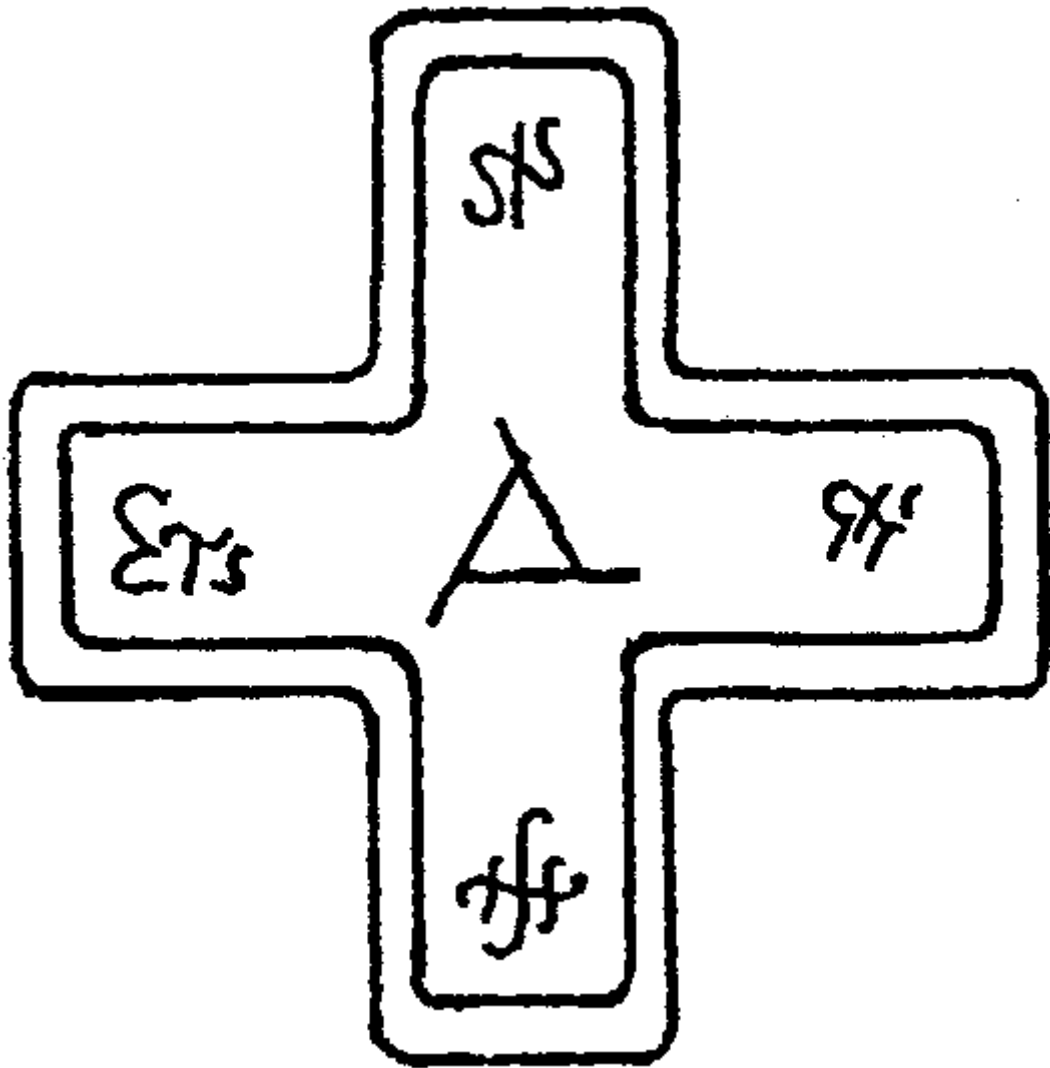
Obtain the custom-made round bilateral pocket mirror with 1 – 1.5 inches in diameter. Place this mirror in a small black leather pouch. Carry this amulet on a neck or in pocket near to the heart. This double mirror not only will protect you from hexes and the Evil Eye, but also from many negative emerges of natural kind.


The Disk and the Cross

Obtain a custom-made small gold disk and the silver cross. Engrave on the disk all

magical symbols (Fig. 44) — make it on Sunday. On Monday, engrave on the cross the other symbols (Fig. 45). On Thursday, solder two figures together (Fig 46). Place it in a leather pouch and carry it on the chest under clothes. This talisman is especially necessary when you have daily magical practice and have “magic competition”.







The Child Protection

If a child is small, it is not very good to use for his (or her) protection any personal talismans which contain any magical and cabbalistic symbols. In this case, it is the best way to make “natural talismans” which will protect all baby room and a cradle.

For protection of a child from the Evil Eye, put three bay leaves in a cradle under mattress and fasten red ribbons to a cradle — the number of the ribbons should be odd. You also can put an old key under a cradle or fasten a little hand bell to it.

A bundling of swaddling clothes with the color ribbon (blue for a boy or pink for a girl) not only for appearance and increase of reliability of swaddling. First of all, it is a way of protection of a biofield of a baby. Recollect the magical circle that is necessary for protection. And here, a color ribbon also creates an isolation of space and plays the role of a protective barrier.

In order to a child was not scared with nightmares and spooks, scatter salt around a cradle so that it has formed the closed circle. Instead of a salt circle, you can surround a cradle with a white rope or draw a circle by a white chalk on a floor.

Pay attention to a position of a cradle in a baby room. Very important that it stood

lengthways of battens and not placed directly under a ceiling beam.

Since ancient times children's rattles have used for deterrence of malicious spirits and phantoms.

The Return of a Bad Wish

If someone wishes you well or praises your child, but you surmise that this “well” is just words and at heart there are evil and hatred, when bite the tip of your tongue and mentally say:

And I wish the same to you.

If “well” really was in mind, it come back to the well-wisher with threefold well. If your guess were true, the black thought will be reflected. Despite of its simplicity, this action is rather effective.

Natural Locks

Lacing your shoes, buttoning your clothes, putting on a ring, clasping a brooch, say mentally or aloud:

*I safe with this lock
From malicious attack,
From Evil Eye, from bad words.
There is not admittance for them to me
Neither in work, nor in rest,
Neither at night, nor at daytime.
These my words are the key and the lock,
From now and for all time.*

This incantation combined with “locking action” will close reliably all secret locks of your biofield.

The Protection Ritual

In the morning, make protective ritual to be in safety all day. Take in the right hand a knife or a long needle. Stand the face to the east. Draw an imaginary cross in a circle by point of the knife in air directly before you. Imagine how your internal energy is transferred to the blade of the knife, how it escapes from the knife point (as an electrical discharge) and creates in space before you the vision of a fiery figure — the color of the flickering circle-cross should be spectral blue like burning of alcohol or gas. Necessarily feel material presence of the figure at that place where you have created it. The vision (the imagination) of this figure

should be so visible that at times it seems to you that you can touch it, feel its cold flame and a density of power making it. It is very important that you will keep these sensations in future. Surround yourself with these circle-crosses on all four sides. Turn to the right, and standing face to the south, draw the second figure. Again turn to the right, draw by the knife one more cross, and circle. The fourth figure must be formed in northern space. In addition to that, draw cross and circle above you. During all day, you should feel a presence of these figures. It is not necessary to see them, enough to know that around you there is an insuperable barrier for all dark forces and negative influences.

The Mental Cross

If you feel negative power coming from some man, mentally make the sign of the cross on this man. Make it three times and say, not opening the mouth:

*This cross covers you,
So as will not be black idea,
Neither a bad incantation, nor Evil Eye.*

Communicating with such people, hold the right hand in a pocket and combine the fingers in fico.

The Blocking of Power Channels

If you feel that from you exhaust vital energy, place the palm of the left hand on the centre of the stomach in that place where there is the solar plexus. Imagine and feel that all your internal energy has a circle motion. In these cases, you also can connect hands together, interlace the fingers and put the leg on the leg if you sit. Making these actions, you block the main channels through which your internal force can be loosed.


The Power Wall

Imagine that between you and your interlocutor there is an insuperable power barrier which protects your biofield from any extraneous influence. As the barrier, you can mentally place an imaginary mirror whose reflective side is directed to your opponent. You also can imagine yourself inside a bright gold sphere whose luminescence pushes all dark power and negative influences away from you.

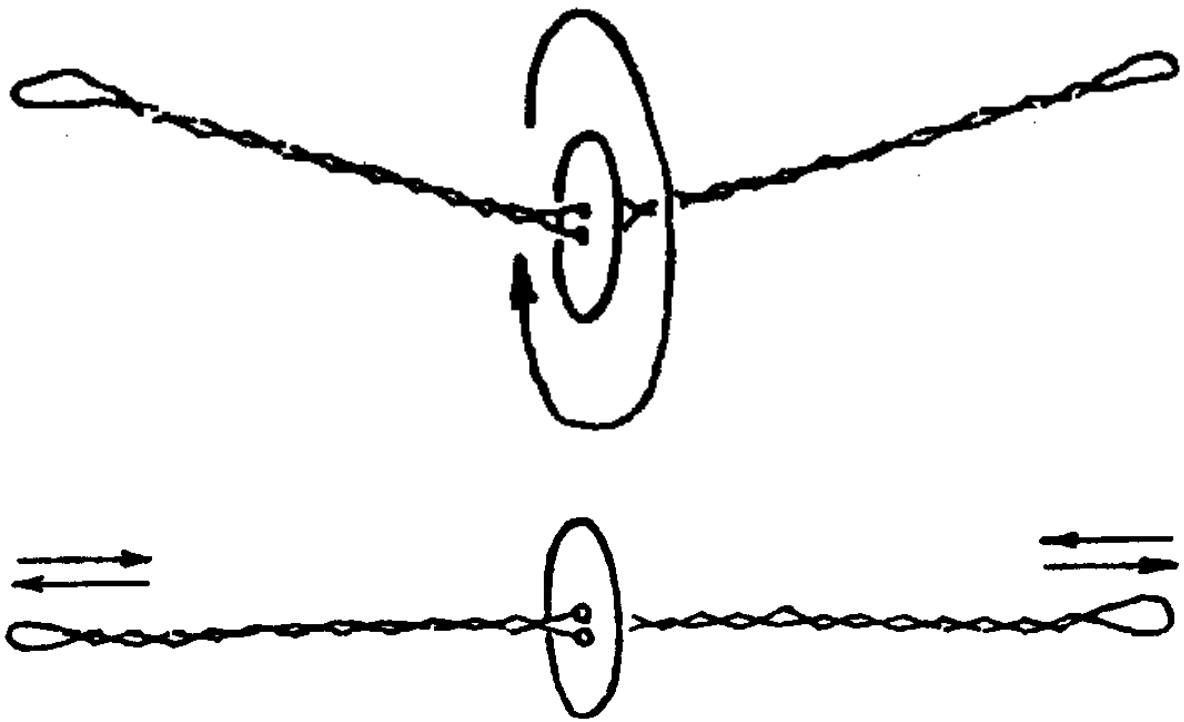
The Dynamic Talisman

If it is difficult for you to keep a mental image of a protective barrier, create it with the help of dynamic talisman. Make the copper disk with two holes in its centre — it is like a big button. The diameter of the disk must be approximately 1.5 inches and thickness 0.15 inches. Engrave on this disk two interconnected squares and four magical symbols (Fig. 47). Take a

cord with length 80-90 centimeter. Pass it through the holes in the disk and tie together its ends with three knots (Fig. 48).



For creating around yourself an impenetrable power barrier, you must take ends of the cord with the thumb and the index fingers (so that the symbols on the disk were directed to your right hand) and make several (about fifteen) swirling movements to interlace the cord (Fig 49). After that, move the hands in opposite sides and gently pull the ends of the cord. The cord will start to untwist, and the disk will start to rotate. In half second, relax a little the hands and the tension of the cord. The disk will continue to revolve mechanically and will force the cord to interlace again. Then again pull the ends of the cord in opposite sides (Fig. 50). In this way, pulling and weakening the cord, you will force the disk to revolve sometimes in one side, sometimes in the other.



Beginning the protection ritual, stand face to the East. Place the hands directly before yourself and set the disk in the motion. Having made several rotary cycles and not stopping movement of the disk, make the turn to the right — turn in forty-five degree. After a time, turn to the right in forty-five degree once again. In that way, you must make the eight turning — the full revolution around yourself. All this time your stare and attention must be directed to the revolving talisman. You must mentally see how the revolving disk emits luminous radiant energy which is evenly allocated around you. As a result of it, around you are created a protective cocoon — shining with all the colors of the rainbow a phantasmal sphere.

Having made this ritual in the morning, you will be protected from any black magic during all day and all next night, on the expiration of which you will need to repeat again the ritual of the creation of the protective sphere.

Home Protection

Many kinds of hexes are made by placing of dark powers and malevolent spirits in a dwelling. Usually, for this purpose in a house are placed stealthily bewitched objects which transmit negative energy to people living in this house.

Besides, even a visiting of your house by spiteful or envious person is capable to cause “negative power contaminate” of the dwelling. Certainly, you could notice it, when after a leaving from a room of some people there is an oppressive atmosphere caused by their unusual behavior or even by an ordinary silent presence. After a time, this unpleasant sensation can disappear and be imperceptible, but the negative energy left by such people all the same will be present and suppress your personal power.

In order to avoid all these troubles, it is necessary to create an insuperable barrier to alien influences and malevolent forces. For this purpose, are used various talismans and amulets capable to protect and neutralize both usual envious looks of your neighbors and serious magical encroachments on your home.

The Nails Triangle

Hammer in a front door (from outside) three tacks so that they formed an ascending equilateral triangle — one tack on top, two other are bottom. After that, go into the house, close the door, and say:

*Three nails in this door.
The first nail to stab all enemies.
The second nail for protection
From all bad people.
The third nail to parry any evil.
All my words turn into the real,
All three nails will be in work.*

All this will protect your house from intrusion of evil spirit and will lower efficiency of any black magic directed on your dwelling.

The Mirror on the Sieve

Attach a little round mirror in the centre of a sieve. Hang up this amulet in your house so that an entrance door or any window would be reflected in the mirror. Then all good powers will pass into the house through holes of the sieve, and the mirror will reflect all malicious influences.

The Pentagram

Cut out of a thick paper the square with sides four inches. Draw on it the enclosed in the circle the five-pointed star. Enter in this figure all magic symbols (Fig 51). Use for it black ink or paint in which add three pinches of salt.



Hide this talisman under a door lining on the outside of the door. You can hang up the talisman directly above the door. In this case, place it inside your house and necessarily turn the star to a wall so that the magical image was not visible. In any case, the star should have correct orientation — two rays must be directed downwards, and one ray upwards. If the star will get upturned position, you will have not protection, and on the contrary, an invitation for manifestations of the beyond.

Also, it is very important that the form of the star was correct and symmetrical — rays were equal and directed under correct corners. Otherwise, your protection can be ineffective.

The Needle of Protection

On Friday after midday, buy a sewing needle, a reel of white thread and white salt. Having made all these purchases and going home, don't greet and don't talk with anybody. You should keep full silence until finish all magical work! Having come back home, fill a glass on half with cold water, add to water three spoons of salt and cut off from the reel about yard of the white thread. Put this thread into the glass with salty water and make the three sign of the cross over it. When the thread has become wet, get it from water and to thread the

needle. Tie together the ends of the thread with a triple knot. Take the needle in the right hand, touch a jamb of a front door with the needlepoint and move it so along all length of the jamb. Start this movement on a side of the top door hinge. If the hinge at the left side of the door, move from left to right, then downward, from right to left and upward to the same hinge. If the hinge at the right side of the door, move the needle downward, from right to left, then upward and from left to right. All time the needlepoint touches the hinge with light press. Having finished this action, stick the needle in the top corner of the doorjamb above the hinge, and say:

*The needle as a steel lance,
Stab up all enemies and foes,
Ward off all disasters.*

Thus you receive “lightning conductor” for neutralization of directed on you and on your home negative energy. This protection works approximately one year, after the expiration of it, you must replace the needle and the thread. Uttering the protective incantation, cautiously remove the needle from the jamb:

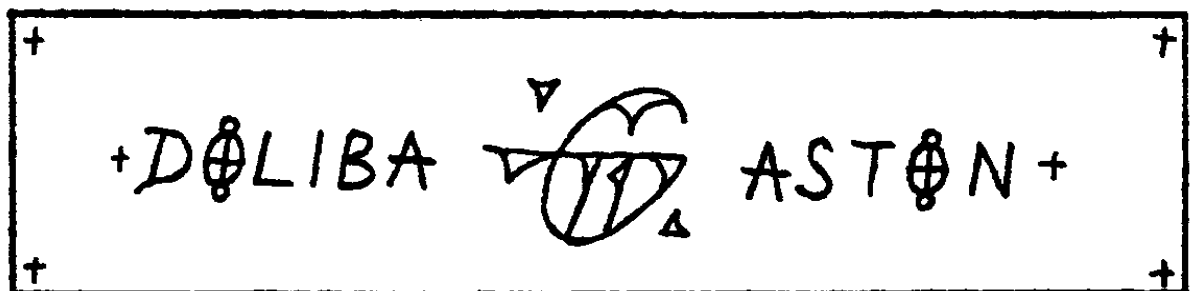
*Black to black, white to white,
Dead to dead, and alive to alive.*



At once after that, go to a lonely place, and bury the needle with the thread in a ground.

If you suspect that on you and on your family are constantly directed various nocuous influences, replace the needle more often — once a month or once a week. But in all case do it on Friday evening.

The Protection Contour

You will need four big needles, a scissors, a white thread, a white candle, salt, and a white paper. On Sunday evening, light the candle and turn out all electric illumination in your house. Cut out of paper four long strips and draw on them the magical symbols and names of the supreme magical forces with black ink (Fig 52-55).





When ink has dried completely, wrap these strips around each of four needles, and tie round them with threads which fasten by a triple knot (see Fig 56).



Drip a droplet of melted wax of the candle on knot of the first magical scroll and say:

Baraba galaksa odvam.

Say when the wax has sigillated the second scroll:

Lamago korada obigadas.

The knot of third scroll must be sealed by the wax and the words:

Goda sadus magal.

The fourth scroll is sealed forever at that moment when you say:

Karda lama optat.

Having made all these actions, hide the needles on four corners of your house. The first needle must be hidden in the western corner of the house, the second needle in the east corner, the third in the northern, and the fourth in the southern. You can hide them under plinths, under wallpaper or in cracks of the floor. In any case, all needles must be completely imperceptible and inaccessible to nobody.

These amulets can work during five years. When this date has passed, it is necessary to repeat all magic again, and old needles must be buried deeply in a ground or thrown in a river.

The Square of the Saturn

All magic actions must be made in the morning of the first Saturday just after the new moon. Cut from a paper the square with sides three inches. Write the nine numbers on it with black ink (see Fig. 57). Necessarily enter all numbers in the square on their serial value — at the beginning write number 1, then 2, 3, 4 and so on. At writing each number, repeat the incantation. Before to write a number say:

Maga abe abu lab.

Having entered it in the square, finish the begun incantation:

Ite luba abe falt.

At this moment, you must see or imagine that you see how animated by your incantation the number starts to shine with a cold bluish flame, to play by all colors of a rainbow, to get volume, new significance and power.

When all nine numbers is written, make the sign of the cross over your talisman and say:

Ausa sentoriot vene, lino mone kron.

Under action of these words, the magic numbers will begin a secret internal interaction and an external magical work. Hide the talisman under flooring in a centre of a main room of your house or immure it in east wall.

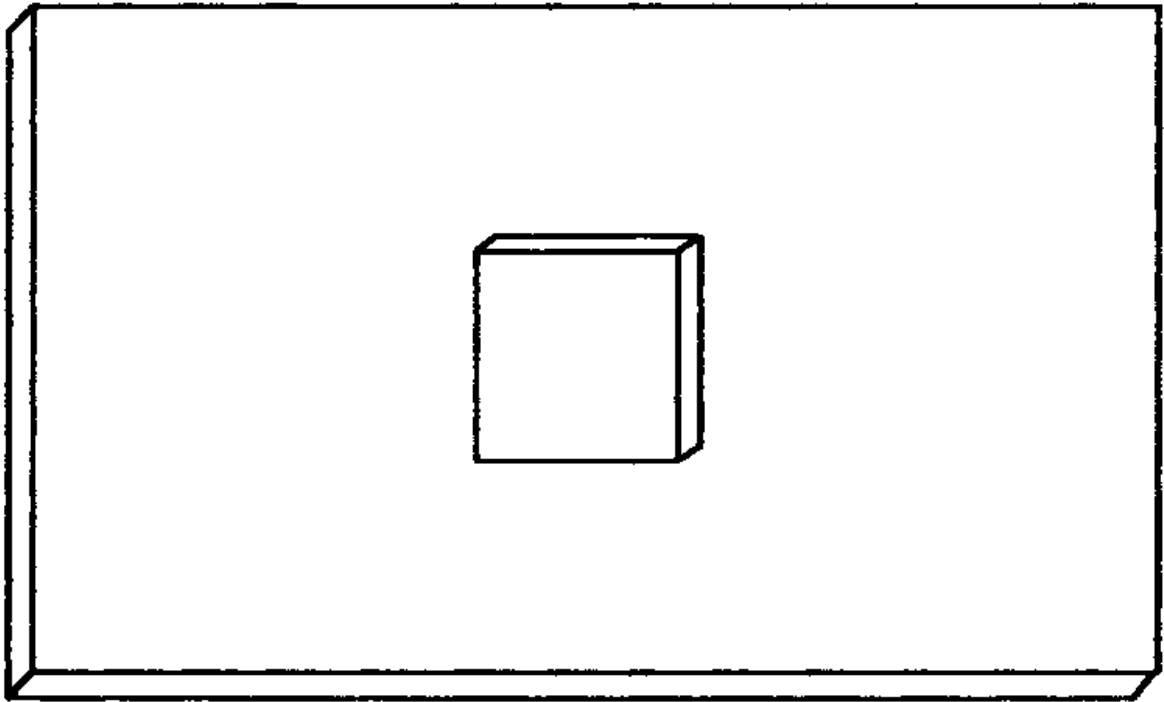
4	9	2
3	5	7
8	1	6

The Table of Ganaia


If you need a reliable protection against any evil, take advantage of the special talisman named “The Table of Ganaia”. This talisman is capable to protect not only from malevolent magic, but also from “phantoms of night” — creatures from the another world which don’t risk to cross the border behind that they will be completely destroyed and annihilated. Thereby, inside a zone of action of the Table of Ganaia any other magic based on dialogue with spirits is impossible. Remember about it if you have daily magical practice.

Ritual should is made on the full moon or in the first days after this. You will need salt, black ink, glue, a cardboard, a paper, and five long needles — the longer, the better. First, make the basis for the talisman. Cut out of the cardboard six or more right-angled cards — the quantity depends on thickness of the cardboard. Size of the cards is 2.5 on 4 inches. Two of them leave as they are, and cut out an internal part on the others cards — the cutting is a square 0.8 inches on side.

Glue all cards which have the cut on one of the entire cards so that the hollow with depth in 0.5 inches was formed (see Fig 58).

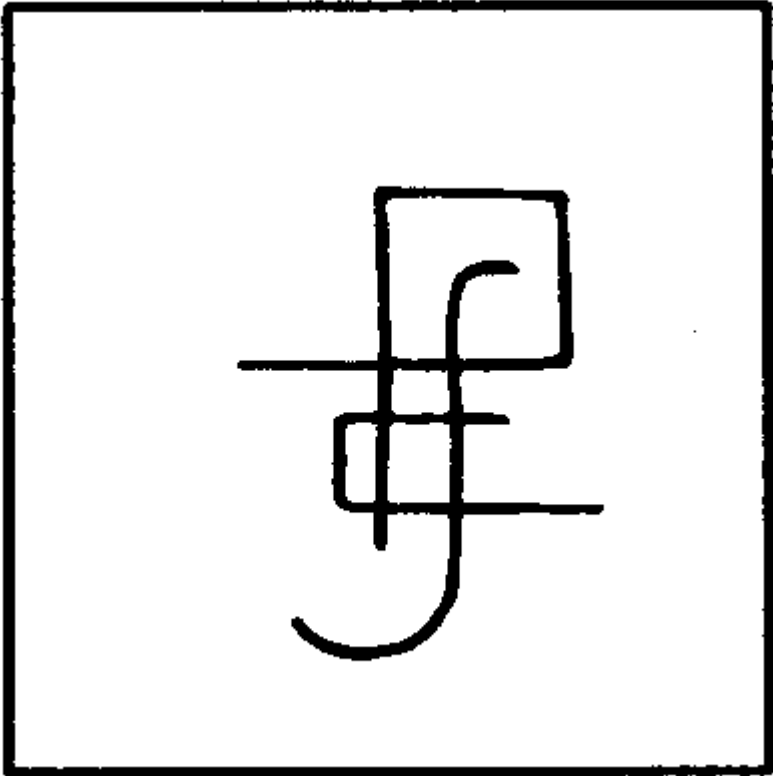



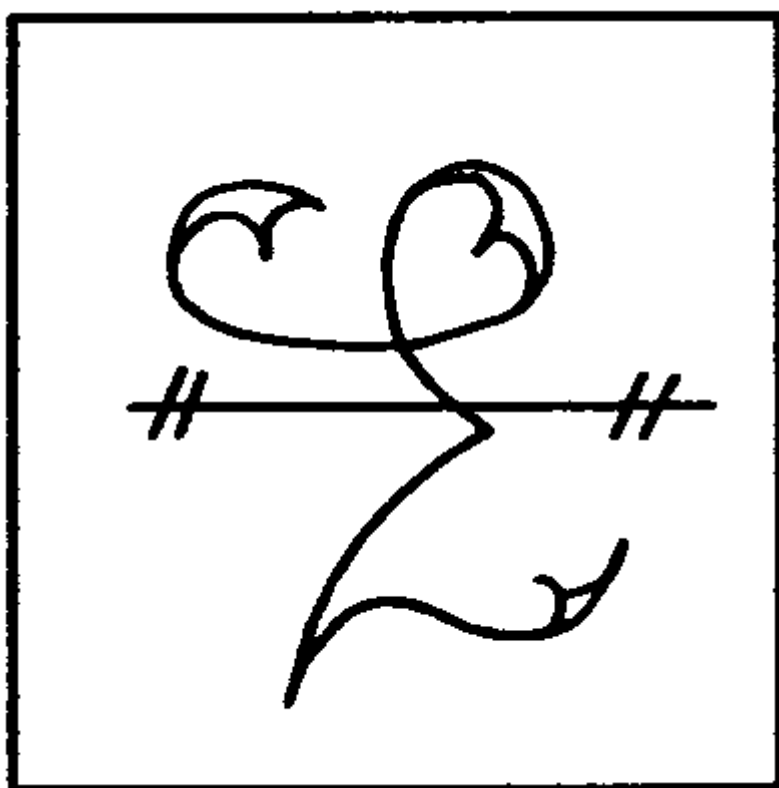
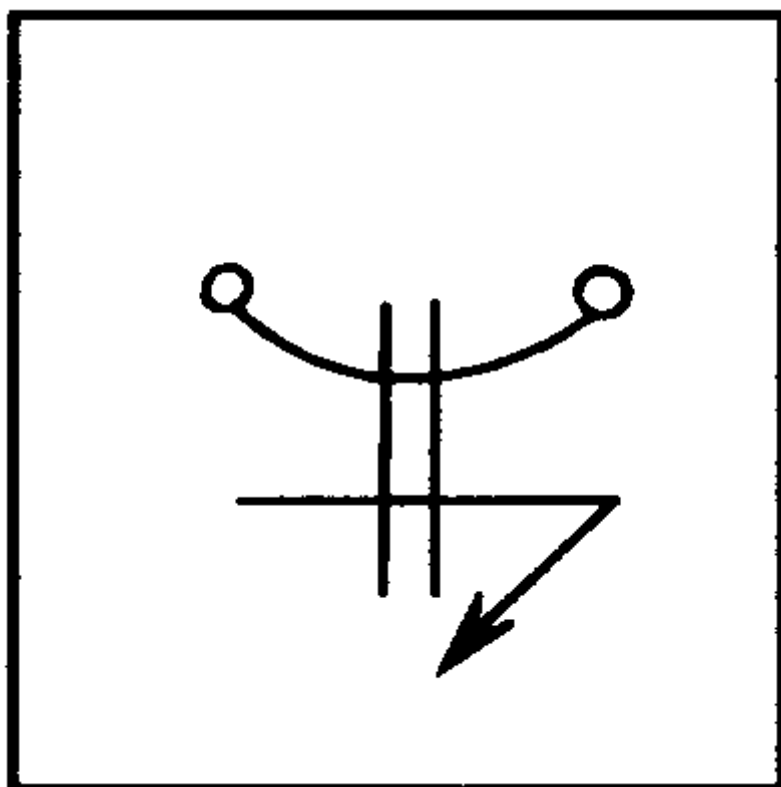
Draw all magical symbols on the second entire plate with a black ink (Fig. 59).


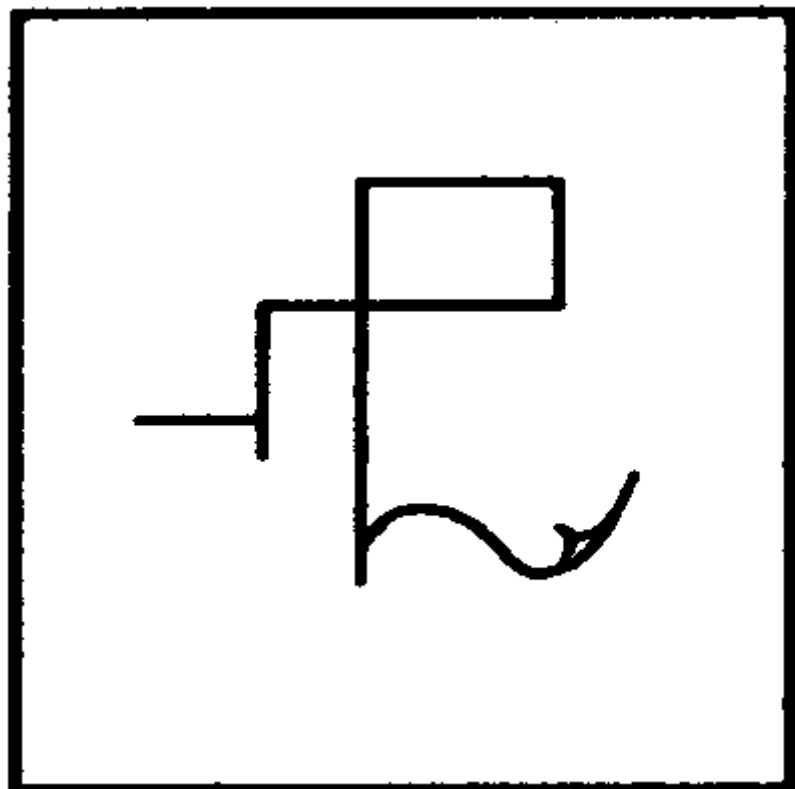


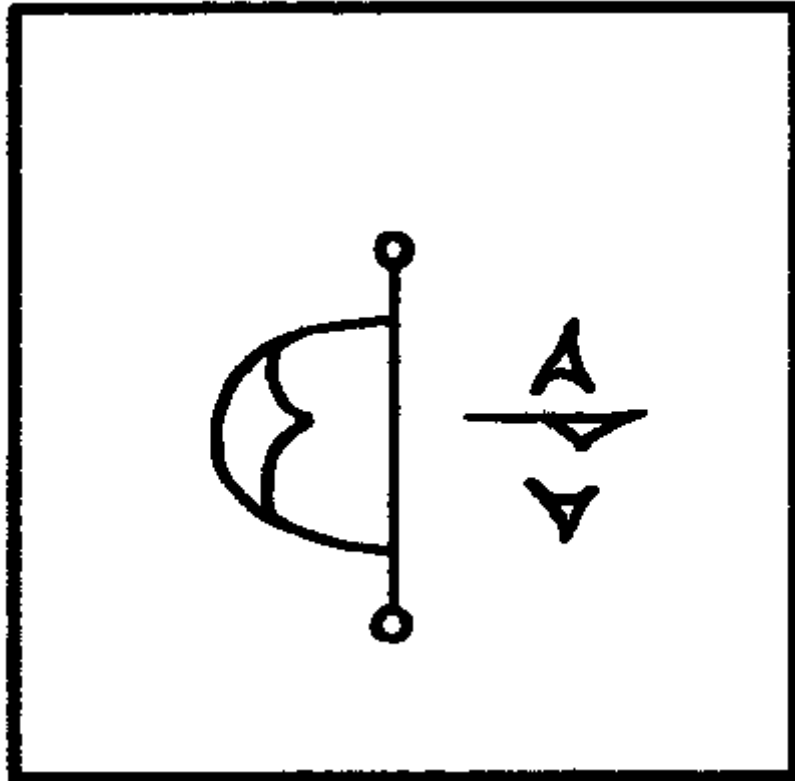
Cut out of paper seven squares slightly less than 0.8 inches on side so that they could

freely fit into the hollow in the cardboard plate. Draw the magical symbols on them with a black ink (see Fig. 60-66).









Place all these squares sequentially in the hollow of the plate. Start the laying with the square which is depicted on Fig. 60, and finish with the square from Fig. 66. Glue the cardboard with symbols atop of the plate — the picture is directed outside.

Take one of needles and pierce by it through the plate in that place where the left top symbol is depicted on the cardboard. When the needle has passed through all cardboard plate, you must say:

Barab galah odvah.

Further, you pierce the right bottom symbol and through cardboard plate by the second needle. In this case, you say:

Lamago korada abigas.

Then comes turn of the third needle that pierces the right bottom symbol. Your incantation at this moment is:

Goada sadus magal.

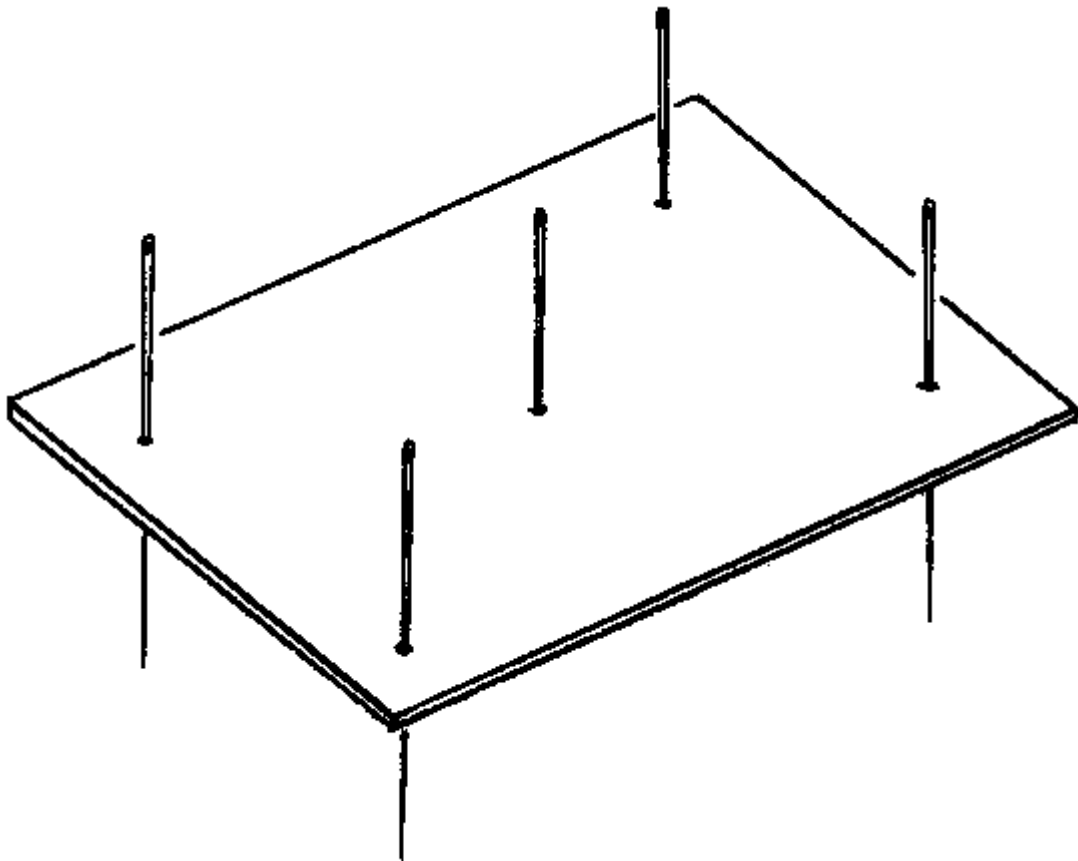
The fourth needle pierces the top right symbol with your words:

Karda lamal opar.

Pierce by the fifth needle the centre of the plate — the needle pierces the upper cardboard, penetrates through the seven symbols on the paper squares and goes out through the bottom of the plate. When it has taken place, you must say:

Saras kadas vadas.

Level all five needles on length so that the plate will be on the middle of all needles (Fig. 67). The talisman is ready to action. You can place it in any place of your house. But remember that the Table of Ganaia shows the greatest efficiency only when it is correct oriented. That is, all needles points must be directed downwards — towards a ground. The side of the talisman plate on which the top symbols are located must be directed to east. The left side of the talisman must be northward directed.



If the Table of Ganaia will be turned wrongly, its efficiency considerably decreases. If needles points will be directed upwards, the Table ceases to operate completely. But as soon as you will give right position to this device, it does the work.

Per se, the Table of Ganaia is “lightning conductor” — a catcher of nocuous influences coming from four parts of the world in any of seven days of week. This talisman accepts on

itself destructive energy blow directed on a home and on those who live in it, successfully neutralizes bad influences and directs the residual negative power to a ground.

Besides obvious bad influences, other magic actions can be directed on you and on your family — it can be different love spells or a compulsion to unprofitable decisions for you. If all this was made at that moment when you were under protection of the Table of Ganaia, there is nothing at all to be afraid. If you borrowed negative power, when you was outside of the house, as soon as you again appear under the protection, wholesome influence of the talisman will be promoting a fast deliverance from all black energies.

Break the Evil Eye and Hexes

Consequences of hexes and the Evil Eye can be shown as fast health impairment, continuous failures in all affairs and businesses, reduction and loss of a prosperity, continuous conflicts and scandals with relatives and friends (when earlier there was not these problems), you constantly have attacks of causeless irritation or fear, you are worried by various black thoughts, misgivings and hallucinations, and in your house there are unclear apparitions, sounds and smells.

In order to get rid of all these manifestations of evil, it is necessary to make a magical ritual named hex-breaking. There are many version of this ritual, and they all are based on a cleaning of biofield of a person or energy field of a place contaminated with evil or an additional charging it with “clean power” and vital force.

The Cleaning Bath

First, make twelve candles capable to float on water. Cut a big round candles on twelve parts so that you have disk-shaped candles with 1 inch height.

Fill a bath with warm water. Add to water an infusion of protective herbs. Wormwood, thistle, clover, bay, vervain, sage, fennel, basil — all these herbs can be used separately or in a mix. Also, you can add in water several drops of essential oil of lavender, rose, or eucalyptus.

Light the first candle and enter in water, holding the candle in the hands. Give water the candle, but not its flame — the candle should float on a water surface and not lose the flame. Light from it all other candles and also accurately place them on a water surface. Give yourself to water. Listen to yourself; listen to your internal and external feelings. Feel how all negative energies, all bad thoughts and malicious influences are absorbed by water and burnt by the flames of the candles.

After a time, go out from water. Realize that now you have not all your previous fears, problems and bad emotions. All they are washed by water and destroyed by the flame.

The Wire on a Candle

If you feel that you became an object of a magical influence, make simple, but very effective action. You will need one yard of a flexible wire and a white candle. Roll the wire in a shapeless hank. Squeeze it between hands, imagining that all negative moments of your life which worry and do not give you rest become a part of this hank. Feel how the wire absorbs all your negative energy. If at this moment you have rage, vent it on the hank. Imagine that all your troubles now belong to this wire.

Then straighten the wire and wrap it around of the candle. Light the candle and observe its burning. Imagine that the fire burns and takes away from the wire and from you all your bad feelings and problems.

This ritual perfectly removes daily stress and nervous irritation, therefore you can make it every day. Give to the fire all accumulated at you for day physical weariness and bad emotions. Feel how on their place come new vital force and energy.

The Incineration of a Cord

During one week, carry 5-inches green cord always with you. During day, repeat several times these words:

All that touches me to the cord is transferred.

In seven days, make a candle, using this cord as a wick. Burn this candle completely. Say, setting fire to its wick:

*Burn by clear light, by bright fire.
When it burn down,
All black powers will disappear.*

When the candle has gone out, finish the incantation:

*Light to light, darkness to darkness,
Good to good, evil to evil
Not to me, not to you,
Not to anyone.*

The similar method of a daily cleaning from negative energy consists in daily incineration of a thread that you carried during day. In the morning, moisten a short white thread with your sweat or saliva. Doing this, say these words:

*All that will be given to me,
Also, the thread will receive.*

Carry the thread during day in the clothes and, having come home, burn out it with words:

*I burn not the thread, I burn black force.
Let the fire eat all illnesses and fears,
All hexes and Evil Eyes.*

Having made so, it is necessary to fast look back over the left shoulder, over the right shoulder and look direct before you.

The Cleaning Potion

For removing negative consequences of hexes or the Evil Eye, it is necessary to drink the special potion. Gather sage in last quarter of the moon, bay leaves on the new moon, marjoram in the first quarter, and fennel on the full moon. Boil two hundred milliliters of a red wine, and uttering the incantation, add to it three pinches of each herb:

*The one who drink is alive.
The one who drink is healthy.
The one who drink is protected.*

When the wine has cooled down, filter and drink it all.

The Casting of Wax

The following work for break hexes, elimination of fatal consequences of the Evil Eye and negative influences which were directed at a person. You will need wax. You can buy it in a specialty store or buy a wax candle and extract a wick from it. Instead of wax, you can use paraffin.

Melt the wax in a tin can (or in a big tablespoon) on an open flame. Ask the afflicted person to sit down on a stool. Stand behind his (or her) back. Hold above his head a big dish with water. Cast the melted wax in the dish and say:

*Spoiling, curse and any evil,
Go out, flow out, and leave [name]
From his head, from his hair,
From eyes, from heart, from blood,
From hands and from legs,
From body and mind!
By names of all Archangels
And by names of all Saints
I order you, to leave [name]!*

Repeat this incantation three times and say in the end:

*This is my word and word of God!
It will be so in centuries and for all time!*

Throw out all used wax and flow out water from the dish. If a curse was very strong, it

is necessary to repeat the ritual three more times.

The Three Matches

For deliverance from a curse and the Evil Eye, do following. Ask a person on who negative influence was directed to sit down on a stool. Fill a glass with pure water. Burn three matches completely and throw them in the glass. Accompany this action with the incantation. Utter when you light the first match:

Born in fire, by fire will be frightened.

When you have burnt the second match, continue the incantation:

Blackened by black, by coal will be outlined.

Last match is burning out with words:

All it was to not come back.

Also, throw in water three pinches of salt and say:

This salt for expulsion of all evil.

Then say so that your words and breath touch surface of water in the glass:

*By black coal, by white salt,
By fast wind, by transparent water
I wash away, fire out and exterminate.
It's my word! It will be so!*

After that, sprinkle water on the person three times, once again repeat the last incantation and again three times sprinkle water on the person.

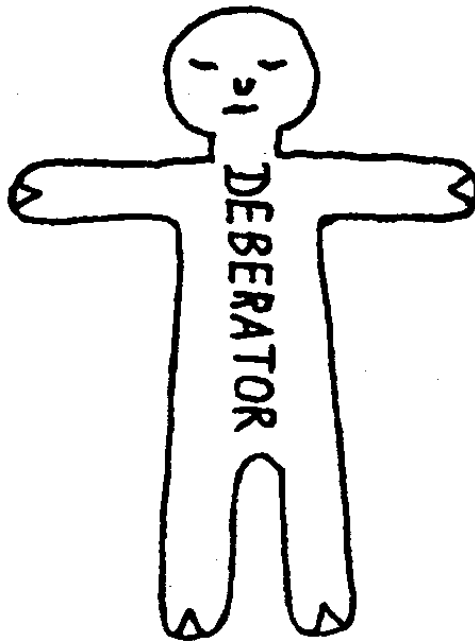
The Figure on a Paper

Tie by a red thread two little rowan twigs so that they have formed a cross. Draw the figure of a person on a leaf of paper. If you know the one who has made malicious action, enter his (or her) name into this figure. If the initiator of black magic is unknown to you, enter "DEBERATOR" (see Fig. 68). Go to a deserted place. Put the rowan cross on this image. Put the paper with the cross on a plate and set fire to them. Utter incantation at this moment:

You have made three impacts

*By malicious heart,
By Evil Eye, by bitter tongue.
Your punishment will be the same three impacts.*

After the paper has burnt down, scatter ashes downwind and break the plate, throwing it on a stone.



The Cure of a Child

If a curse or the Evil Eye was directed at a child, take a long red thread and make a knot on one its end. Measure the height of the child by this thread and mark it by the second knot. Then ask the child to part the hands in the sides. Place the second knot to the fingertip of the middle finger of the child's right hand and measure the span of the hands by the thread. Mark this size by the third knot. Having made this, go to deserted place, make a hole in an old tree and put the thread into it. Cork up the hole with a peg and say:

*As soon as the child will outgrow the thread,
Any evil will be in standstill.
This is my word forever and for all time.*

When the child has outgrown the sizes marked on the thread, all malevolent influences disappear.

Antidotes for Foot Track Hexes

The breaking of a foot track hex is most easy, if you find that track. If in the track was hammered a nail, put on your shirt inside out. Salt the nail in the track. Extract the nail from the track. Immediately spit before you, over the left shoulder, and say:

*Iron was strong, it became weak.
The one who the nail has thrust
Has deceived himself.*

If you know the one who has made this hex, hide the nail near his home. When the evildoer is unknown, stick the nail in a heap of dust (the point upwards, the nail-head downwards), and say:

*As the nail upside down,
And evildoer on its head.*

When you find the track that was cutting out from a ground, it is necessary to dispel it downwind and to say three times:

*With wind it went away,
It found who made the hex.*

If material evidences of this black magic are not found, a victim of the hex must wear underwear, not taking off it during one week, and on the seventh day burn out it on a pile for which was used only birchen logs.

Antidotes for Wind Hexes

If was made a wind curse or hex, it is necessary throw cold water on the victim of this black magic. The water should was taken from three different wells and mixed. Taking water from wells, repeat the incantation:

*Tsar of river, Tsar of sea,
Give me sacred water
For health of [name of person],
And for your glory.*

Throw the water suddenly for a patient so that he (or she) will be frightened.

Another means: it is necessary to find a knot that has dropped out of a dry pine, and uttering incantation, to lead with it around of the head, the stomach, and laps of the afflicted person:

*As brushwood of a pine get dry,
So all illnesses and curses will dry and go away
From the head, from the stomach, from the legs.*

Another means: melt wax, put a bowl with pure water on the head of the afflicted person, and pour the melted wax in the bowl. Repeat this action, putting the bowl on the stomach and on legs of the patient.

Antidotes for Hex of Family Brawl

If family scandals were caused by a hex, do the following. Fill on two thirds a pot with pure cold water. Add to it the powdered dried herbs — three pinches of thistle, a pinch of rosemary, and a pinch of salt. Put the pot on a kitchen-range. Tie together two dirty hand towels — one around of another. When water has begun to boil, place the tied towels in the pot and say:

*I have awoke with the dawn,
I have washed in light water,
I have gone from a house through doors,
From a court through gates,
In the western side, and in an open country.
In that open country there is a bald mountain,
On that bald mountain, there is a bathhouse,
In that bathhouse, there are two towels,
Both dirty and ragged.
As soon these towels in the ground will come,
All troubles and scandals will stop.
It is my magic word, it is my magic will,
It is my magic deed.*

A bit later, take the pot from the range and let water cool down. Then go to a lonely place, bury there the tied towels deeply in a ground, and pour out all water on this grave. The pot must be left on a crossroads.

Break Hexes

When you find obvious attributes of black magic near a front door of the house — candles, ashes, needles, poppy and black pepper, brimstone or salt — take a broom and stand with your back to the door. Having made a step back, cross the threshold and go out of the door. Keep the left hand with the broom behind the back and the right hand before the face. Bow down to the ground, take a pinch of salt (any other attribute of black magic that lies near the door), and say:

*Hello, disaster.
I have opened the gate,
And you do not go to the house.*

Become straight, throw salt over the left shoulder and finish the incantation:

Evidently, you not love me.

All this it is necessary to do with open door. After final words, slam the door. Get rid of all that lies before the threshold. Collect the all dirt and magic objects in a paper or cellophane bag by the broom. Go to a lonely place and leave there all collected dust and the broom.

Having come back home, continue your magic. Make an infusion of juniper or nettle and add to it five pinches of salt. Uttering the incantation, splash the infusion on corners and walls of the house:

*Black forces, malicious thoughts, bad things,
Go away from this house,
From the doors and the corners,
From the floor, the roof, and the walls!
There are no here for you a place and a rest,
There are only a torment and a pain.
You have your own house
On a bald mountain, in a black cave
And in a dead bog.
Come back in your house and forget this place!
It's my word, now and in days to come.*

Do it with opened windows and doors so that all negative energies could leave your house easily.

If proofs of black magic were found inside the house (it can be bones and feathers connected by a thread, a clue of black woolen yarn, a bag with ashes or a paper with curses), take the find in the right hand, go with it to the open front door, stand with your back to the threshold and say:

*You resided in this house,
Now reside in another place,
All yours take away!*

Throw that you hold in the hand over the left shoulder and over the threshold, and finish the incantation:

And not go back!

Repeat all actions which were described above — get rid of material aspects of the evil and clear the home from spirit manifestations of the another world. You can act as follows. Having come in a lonely place, burn out or tear to pieces a cursed note, scatter ashes downwind, untwine a clue, untie connected feathers, scatter them in the different sides, and say:

*Who did the black work,
To them the blackness will return!
Who thought bad, to them the bad idea will turn!
Who spoke bad, made this curse for themselves!
Creep on a ground, float on water,
Be heated on a fire, be sprayed on a wind
On the same fate, on the same way.
Superfluous to not touch,
The greater to not want,
For everything that was,
Or could be back to front to be.*

Having come back home, make clean-up. And necessarily make ritual of removal of bad energy for all those who lives in the house in which the black amulet was found.

The Cleaning of a House

Monthly, on the eve of the full moon, make cleaning of a house, using water in which add three garlic. Utter the incantation on the surface of this water and wash by it all floors, door handles, and windows:

*Three rivers, three brooks, three keys.
Only three on three waters
Against evil and disasters.
Neither enter that water, nor to find ford
For any bad dark force
Neither at night nor in the daytime.*

Then splash the rest of water by small whisk in all rooms of the house. Do it when your house became a haven for evil spirits and dark energies.

The Banishment of Ghosts

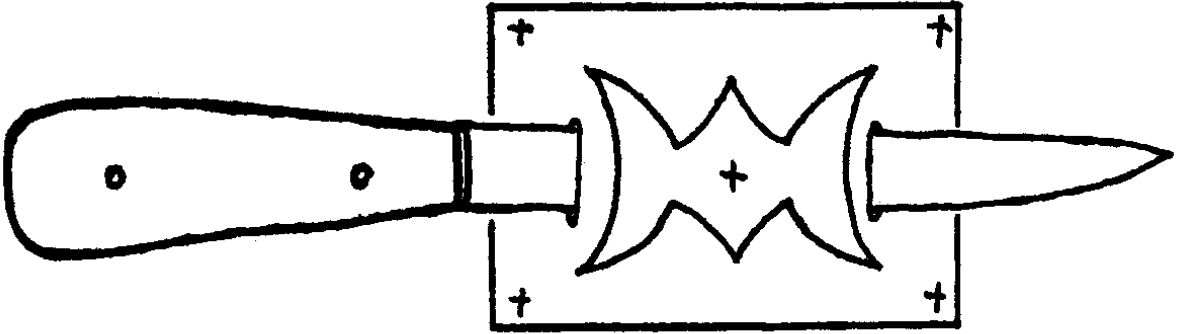

When the evil spirit is shown as a ghost, it is necessary to notice where exactly it has

taken place to hammer in this place a big nail. In this place, you also can scatter salt or to rub the floor with garlic.

If these phenomena will not be stopped, put a small pocket mirror (the mirror surface is downwards) on the floor in that place where you have noticed a ghost. Don't touch the mirror three days. Then carry the mirror (not looking in it) to a cemetery and bury it in an old ownerless tomb.

Elimination of an Evil Spirit

Buy pound of salt on Thursday, a church candle on Friday, and a knife with a long blade on Saturday. On Saturday evening, go to a lonely place and dig there not wide, but enough deep hole. Having come back home, draw the magical matrix on a sheet of black paper with red paint or ink (Fig 69).



Pierce the paper in two places by the knife, as shown on Fig 70, and put them in a centre

of a main room of the house. Scatter salt on a floor and walls of the room and repeat the incantation:

*Evil force, the Devil and all his retinue,
Go to this black house!
There for you there are bread and salt,
And from my house good riddance!*

Scattering salt and uttering the incantation, walk on a circle — clockwise around the matrix — from east to south, from south to west etc. At first, throw salt on walls. Then throw it on the floor near walls and so on, nearer and nearer to centre of the room. Finally, you must strew with salt all over the floor, but not the black paper. After that, utter another incantation:

Zala legeb salada gafa.

Take the handle of the knife and take out the matrix from the house. Go to the secret place, all time mentally or aloud repeating:

*Keep away from me!
Keep away all!*

Having approached to the dug hole, throw the knife with the black paper in it. Bury the hole and place a black candle on this tomb. Say:

*You will be lay in this tomb
In centuries and for all time!
Forget a way back, forget a way forward!
Forget my name, forget and your own name!
Boro foro imo nitero.*

Going away from this tomb, make some steps back to front, then quickly turn about and go home, not looking back. Don't greet and don't talk with anybody until you arrive at the home. Covering up your tracks, come back home on a roundabout way. To completely confuse evil forces, go around a church or a cemetery three times. Having come back, sweep out all salt and make cleaning of all rooms of the house.

Justice and Retribution

Unlikely any words about good and evil, about necessity of humility and forgiveness will soothe you when you get deadly insult, harm, and loss. All that you need is an immediate returning to your offender his (or her) malevolent energy and force which do not give you freely breathe, think, and act. Certainly, forgiveness is the best way to clear soul and body from evil, but it does not mean return the evil to the one who has made it, and it is not always right. Evil and injustice, having remained without punishment, usually repeat with bigger intensity. Evil looks for weakness, and having found it, enjoys own invincibility. Therefore, forgiving every time, you never will get rid of problem.

Let's necessarily notice that the following actions should be considered only as ways of punishment for disasters and harms. Of course, they can be used and as the pre-emptive attack, but not having additional knowledge and skills, you risk to turn this magic against yourselves. In any case, the decision on expediency of using of the following actions should depend on a concrete situation, on sizes and consequences of harm. If between you and somebody there is a usual insignificant conflict, it is very wrong to use any strong black magic in this situation. If to you direct pressure, compulsion, and violence, when there is a real danger to your health and life, the stark passivity can be pernicious for you.

Reversing Magic

In order that an evil will return to the one who has created it, make the reversing ritual. Take a liver or a heart of any animal and stick in it nine sharp chips or needles. Sticking the first needle, say:

This for who has Evil Eye!

The second needle should stuck into the heart at that moment when you say:

This for who has made the hex!

When you stick the third needle, your words are:

This for who has evil said!

Stick the fourth needle and continue the incantation:

This needle will pierce his heart [liver]!

Say:

This needle will pierce his tongue!

And stick the heart with the fifth needle. Using the sixth needle, you should say:

This needle will pierce his evil idea!

Say when the turn of the seventh needle has come:

Malicious idea, come back to your owner!

Stick the eighth needle with words:

Death force, come back to your owner!

Stick the last needle and say:

The Evil Eye, be closed!

After that, bury heart in ground or hide near to house of the offender.

The Elimination of Gossips

If somebody wants to do much harm to you, or spreads false rumours about you, act as follows. Fill a glass jar with water. Place a mirror on a table — the mirror must stand on the table. Put the Bible before the mirror and place on the Bible the glass jar. Between the book and the mirror, place a lighted red short candle. Sit down at the table. Look in the mirror through water and say:

*Who with good, will have good also,
Who with evil, will have this evil,
Who with bad word,
Will get choke with the same word.*

Having finished this ritual, go to a house of your evil-wisher and pour out the water near the front door, and all his (or her) evil plans will be vain.

Another means: if you know who spreads a false vicious gossip about you and you have a photo of this person, sew up a mouth of the slanderer on the photo using a grey thread. If you have not a photo, draw his or her face (detailed similarity is not need) on a sheet of paper

and write a first and last name of that scandalmonger above the drawing. Deal with the drawing as with a photo.

There is one more way to exterminate spiteful gossips and to punish an offender. Light a brown candle, imagining that this candle personifies your offender. Write his (or her) name on this candle by a needle. Write magic word: "ZAMU-WEGOR" on a small piece of paper. Drip on this word one drop of honey and roll paper in a ball. Make an incision on the candle by a sharp knife, imagining that this is the mouth of the offender. Insert the paper ball in the incision. Burn down the candle. Throw the candle end in a river or dig in ground in that place where your evil-wisher usually has a walk.

The Freeze of an Enemy

If somebody spreads false rumours about you, has against you malicious plans, or already commit any injustice for you, write on a piece of paper the name, the surname, and if you know, date of birth of your offender. Look at this paper and imagine the face of the malevolent person. Fill a small jar with water. Roll the paper in a tubule, tie it with black thread, and place into the jar. Place the jar in a refrigerator and say:

*By eyes of a dragon and by wings of an angel
I conjure and state,
What against me definitely,
Will not find a place in the world.*

Having done so, be sure that ice reliably keeps malicious ideas and actions of whose name was put into the ice prison.

The Corporal Punishment

For punishment for the harm, make the following. Get any private thing of the person who has offended you. In the morning before sunrise, cut off twig from nut-tree and say these words:

I take this twig for punishment of [name].

Having come back home, place the thing of the person on a table and flog it by the twig. Imagine that you flog the offender and say:

*I flog not [name of the thing],
I flog [name of foe].
All these lashes impacts on him
Will be reflected,
So that my pain go to owner of this.*

The Rotten Water

Fill a small green bottle with rotten water. Hold the bottle in the left hand. Walk backward (with your back ahead) along a circle and chant these words:

*I shall stand up without a blessing,
I shall go without a sign of the cross,
From doors to doors,
From a gate to a gate,
Along roundabout roads, along secret paths
To a black horrible forest.
In this forest, there is a log cabin,
In the log cabin a tsarina of hags is.
Her tooth is iron, her eye is glass,
Her foot is bone, her heart is stone,
A name of her is Baba Yaga.
That Baba Yaga makes poisons
For perdition of her foes.
Baba Yaga, make this water
Pernicious and for my foes.
I shall get what I want,
You will get what you want.*

Splash all water out the bottle in a place where your hater lives, works, or just has walked every day. Then go to forest, put the bottle near an old dead birch and say:

*Baba Yaga, you get what you want,
I shall get what I want.*

After that, go home not looking back.

To Make Dead on his Feet

Take ground from a fresh grave, ashes from seven ovens, salt from seven houses and mix it all. Throw a little of this mixture under an insole of shoe of your implacable foe.

Knots on a Hair

Get a hair of your enemy. Within nine days, make knots (one knot at day) on the hair. When all knots are created, place the hair on a table, flog it by a twig or a strap, and say:

*As this hair, get lashes and pain,
So its owner will get impacts and pain.
As this hair is bound by knots
So its owner will be bound by knots.*

This magic should be made only when the fatal curse is really put on you, or an irreparable evil have place.

To Calm a Quarrelsome Person

Buy a shirt in which a quiet modest woman has died. Cut a long strip out this shirt. Sew the strip into a belt or clothes of a quarrelsome man and say:

*As a dead person has calmed down in death,
So you calm down in life, don't speak too freely,
Don't lift your hand against anyone,
Neither in afternoon nor at night forget my words.*

The Needle in the Needle

When someone has caused you irreparable harm which it is impossible to forgive, use dominating magic. Obtain two needles — one thick and long, other short and thin. Insert the thin needle in the eye of the thick needle. Wrap a black thread around the joint of the needles and say:

*Your needle is long, my is short,
Your work is evil, my is good.
I pierce your evil and return to you
All that for me was prepared,
All that for me has made.
All yours back receive
Now and forever!*

Stick the large needle in a door or a doorjamb of a house of your offender so that point of the little needle must be directed upward, and repeat the incantation.

The Dead Water

Obtain water with which was washed a dead man. Secretly splash it on back of your bitter enemy. If you cannot do so, splash the dead water on a front door and wash with it

door-handle of a house of the hater. As a result, all people will treat him as if he is a dead man – unfriendly, coldly, will be avoid to meet with him.

The dead soap is used for the same purpose. It is given for washing hands, with it smear a door-handle or walls of an office for bankruptcy.

Chapter Seven

Magic for Various Purposes

Here, we shall consider rituals and spells for different business, art, sport, science, and medicine. This magic for success in examinations, tests and interviews, for win in elections, politics and court cases, for good luck in gambling, hunting, and fishing, for protection from natural disasters, criminals, and wild animals. Besides, at this chapter, there are special rituals for getting out of bad habits and magical healing.

Success and Protection of Different Lines

Examination and Interview for a Job

Before go in for an examination or an interview, do the following. Saying magical words, shift a pinecone from the hand to the hand again and again:

*As the right hand is kin to the left hand,
So the left hand is kin to the right hand.
As my words from lips are gone out,
So my requests and affairs will go ahead.*

You should have this pinecone during a contact with your employer or an examiner.

In the last evening before examination, put a manual of subject matter under your pillow, and place a bar of chocolate under a mattress there where your foots will be. After that, go to bed. It is considered that, at night, knowledge can go out a student through his legs.

In this case, the bar of chocolate will absorb them. Therefore, in the morning, you should eat the chocolate to recover your knowledge.

In the morning before an examination, leaving your bed, it is necessary to stand up on the left leg. For an examination, you should not put on new clothing, which you never have worn before. It is the best to put on clothing in which you have already had an examination and had a grade of “A”.

Going along a street to a place of an examination, don't tread on covers of hatches — metal covers can take away your mental energy. Don't turn back half-way if you leave something behind.

Before entering into an examination room, put five-kopeck coin in a shoe under your left heel. Actually, you should use any coin with an image of an excellent grade on it. If in your educational institution the excellent grade is “1” or “10”, use a coin with these figures. The grade “A” conforms to “1”. It is excellent if you have already used this coin for other examinations and had an excellent grade.

If before you your friend has got an excellent grade, ask him to kiss you in your nose — in that way, he will pass you his success.

You should enter into an examination room with the left leg. You should choose and take a question card with the left hand, standing only on the left foot, folding middle and index fingers on the right hand “for luck”, and closing your eyes tight. Having done that, you will get a question for which you have an answer.

During an examination, your friends and kin should abuse you left and right, call you fool, stupid, and ignoramus — then in reality, you will not make fool mistakes.

To Get a New Better Job

Go into a forest. Find two stumps which near one to another. Sit down on one of them and say:

I was on one place.

Take another seat and continue the spell:

But I'll take better place.

To rise and go not looking back. Stand up and go home not looking back.

To Win an Election

To have advantage over opponent, write his (or her) name on ground and your name on a handle of a hatchet. Throw the hatchet so that its blade stabs in the name on the ground. Go around the hatchet clockwise three times. Next, take the hatchet from the ground and keep it in your house as an amulet of predominant strength and authority.

For Exact Memory

Make three hard-boiled eggs. Shell them. Write secret words on the eggs by a needle. On the first egg: "GLAGON", on the second: "FORBIS", and on the third: "MENOS". Eat all eggs. If your diet does not allow eating eggs, write these words on toasts and eat them in the order of the writing of the words.

To Get Inspiration

To get inspiration, expand your intellectual power, raise intelligence, and make fast and right decisions, take advantage of magical herbs. Make the herb mix: five parts of yarrow, five parts of wild marjoram, five parts of calendula flower, three parts of basil or hawthorn, three parts of a vervain or lavender, one part of cinnamon, one part of fennel, and one part of rosemary. Use those herbs, which you can obtain, or only hawthorn and wild marjoram. Fill a glass jar with the mix and cover it with a lid. Before reaching an important decision or a beginning of a new work, shake the jar some time, and imagine your goal. Then open it and inhale herb aroma and energy. At this moment, imagine favorable development of a situation and your victory or don't think of anything to get inspiration.

For Successful Team Work

Write names of all member of a team on a piece of paper. Pound colophony (any dried wood resin) in mortar. Add the same amount of granulated sugar to pounded colophony and mix them together. Fill a small wooden box on half with the mix — it is possible to use a match's box. Put the paper with names in the box — you can fold the paper several times. Fill the box to the brim with the mix. Close the box. Hide this amulet in a safe secret place.

This magic can be used for coordination of a sports team and also for effective work any other team or crew — for success of any group actions.

For Success in Sports

To win a competition, wash soles of your sports boots with a sage infusion and say:

*I am fastest, I am the very best,
Always and everywhere.*

Another means. Take six white threads five inches long. Tear all these threads one at a time and say:

As these fetterlocks are torn,

*So all obstacles on a way of [name]
Will be broken.*

Roll the torn threads into a ball and put it into a pocket of a sportsman.

To Cause a Loss in Sports

In order that your opponent will lose, put three drops of wine vinegar on soles of his left sports boot and say:

As a wine has soured, so you will be soured.

Another means. Obtain a white feather. Singe it slightly with a match and say:

*As a bird cannot fly without feathers,
So you will not soar.*

Next, it is necessary to touch a sportsman with this feather or to do so that the sportsman will touch it, for that, hide the feather among his personal things.

For Success of an Creative Personality

This ritual to gain popularity for an actor, a singer, a musician, a writer, or an artist. On the eve of an important day (day of a theatre premiere, a book or picture appearance), make a small briquette of ice. Also, you need a business card or a photo of a creative personality. If you don't have them, write his (or her) name on a piece of paper. Take the ice briquette out of a refrigerator. Put it on a plate. Make a hole in the ice. Pour granulated sugar into the hole. Place the card or the photo onto the ice. Place seven purple candles around the plate with the ice and light them. Watch a thawing of the ice and imagine that hearts of an audience will thawed by a work of a person whose name or image is depicted on the paper.

For Success of a Songster

Dip your forefinger into liquid honey and write the secret word "ZAMAN" on a bottom of a saucer with the forefinger. Fill the saucer with warm water. When the honey inscription has dissolved in water, drink the water and say:

*As this honey is sweet,
So my voice will be sweet for anyone.*

Repeat this ritual once a week on Friday.

For Success of a Musician

To get virtuosity and glory, a musician should write the magical formula using the fingers instead of a pen. Obtain a pink paper and violet ink or paint. Write magical words on the paper so that the words arrange a triangle:

Atos + Sila + Meto + Qura

Falo + Tibo + Hora

Vino + Orfo

Mios

Make it with your fingers in the following order. "Atos" with the right index finger. "Sila" with the left index finger. "Meto" with the right middle finger. "Qura" with the left middle finger. "Falo" with the right fourth finger. "Tibo" with the left fourth finger. "Hora" with the right little finger. "Vino" with the left little finger. "Orfo" with the right thumb. "Mios" with the left thumb. After you have written all words, write crosses between words with a pen or a brush. When ink have dried, roll up the paper into a tube and fasten it with a blue thread. Seal up one end of the tube with pink molten wax. Fill the tube with granulated sugar and seal up other end of the tube with the pink molten wax. Hide this talisman in your house or at that place where you have your musical trainings.

For Success of a Painter

Before work, wash brushes and an easel with an infusion of bay leaf and then your pictures will get more attention and value.

Before a beginning of a new picture, place a mirror before an empty canvas and say:

*As the reality are reflected in the mirror,
So the reality will be reflected in this canvas.*

Having finished work, place again the same mirror before a picture and say:

*Where mirror is, where picture is,
No one will make out.*

From time to time, hold a brush with your teeth (bite a tip of the brush) to get inspiration and to give more impression to your picture.

For Success of a Writer

To become well-known and famous author, obtain a marker that write with gold or silver ink. Each morning, write your full name with the marker on a sheet of paper, imagining that success, riches and fame go to you.

A talisman for success of a writer is made so. Cut off a tip of a big goose feather to make an orifice. Fill the inside of the feather through the orifice with powdered sugar. Seal the orifice with molten wax. This feather should be placed on a table or near to a table where the writer works.

Before sending a manuscript to a publishing house, make “Paper magic” ritual described at Chapter Four — draw a special symbol on a mirror surface, light a green candle, direct a reflected light at the beginning and the end of the manuscript.

For Success of a Journalist

Take a nine of spades from a card deck. Put the card on a saucer and scatter nine spoons of granulated sugar on it so that the sugar forms a hill. Place a silver candle in a centre of the hill. Light the candle. When the candle has burnt down, clean the card of the sugar and molten wax. A journalist or a reporter should carry this card as a talisman.

For Success of a Scientist

You will need a citrine stone, two yellow candles, and lemon oil. Dress the candles with the lemon oil. Put the candles on a table at a distance of three inches one from another and light them. Take the citrine and put some drops of the lemon oil on its surface. Place the citrine between the candles and say:

Klah lahom azarada klah lahom varatas.

When the candles have burnt down, wrap the stone in a yellow cloth. Scientist should have this talisman in his pocket or near himself for success of his research.

The Protection of a Soldier

Buy three padlocks. Open them and say:

*At this day, at this hour,
I start to talk about [full name],
For protection against wounds and death,
I ask Sacred Power,
Eternal Power, Heavenly Power
Protect [full name] from all enemies*

*Cover him with three high doors,
Close those doors with three iron padlocks,
And take keys to the heavenly height.
Nobody of mere mortal can go to heavens,
Nobody can take the keys there,
Nobody can unlock the padlocks,
Nobody can open the doors,
Nobody can do harm to [full name].
So it is, so it will be,
From now and forever.*

Close the padlocks so that their arches come through each other. It is necessary to hide this amulet in a home of a soldier when he is on a war — under his bed is the best place. Also, you must hide the keys in different places so that nobody can find and use them.

The Protection of a Policeman

Strew much salt on a black cloth. Draw a circle on the salt with your forefinger and say:

Gasano foro hiob.

Draw a cross inside the circle and conclude the incantation:

Ametrium ipeta coris.

Shower a police officer with the charmed salt — he should close his eyes of course. This action will create an invisible armor around him, defend from bullets and knives.

The Protection of a Fireman

Obtain a two-colored candle — a candle that have one red half and black other half. If you can't buy such candle, make it yourself — use red and black wax, or paint a white candle with red and black paint. Fill a bowl with clean water. Take the candle on its middle with the thumb and the index finger of your right hand. Hold the candle horizontally above the bowl. Light the candle on two sides. When the candle has burnt almost up to its middle, open your fingers and allow the candle to fall in water. After water extinguished the candle fires, take the candle end out the bowl. Clean the rest of a wick of from wax. That wick is an amulet for protection of a firefighter. A firefighter should carry it when he fights against fire.

For Safety of a Pilot

Obtain a bone of an eagle or any another predatory bird. Burn out this bone to get ashes. Mix the ashes with blue wax. Form the wax into a plate and write the word “Fargabas” on it with a needle. Form the waxen plate into a sphere and with this action, rub out the inscription on the wax. Diameter of the sphere should be approximately one inch. Before a flight, a pilot should squeeze the sphere with his hands several times.

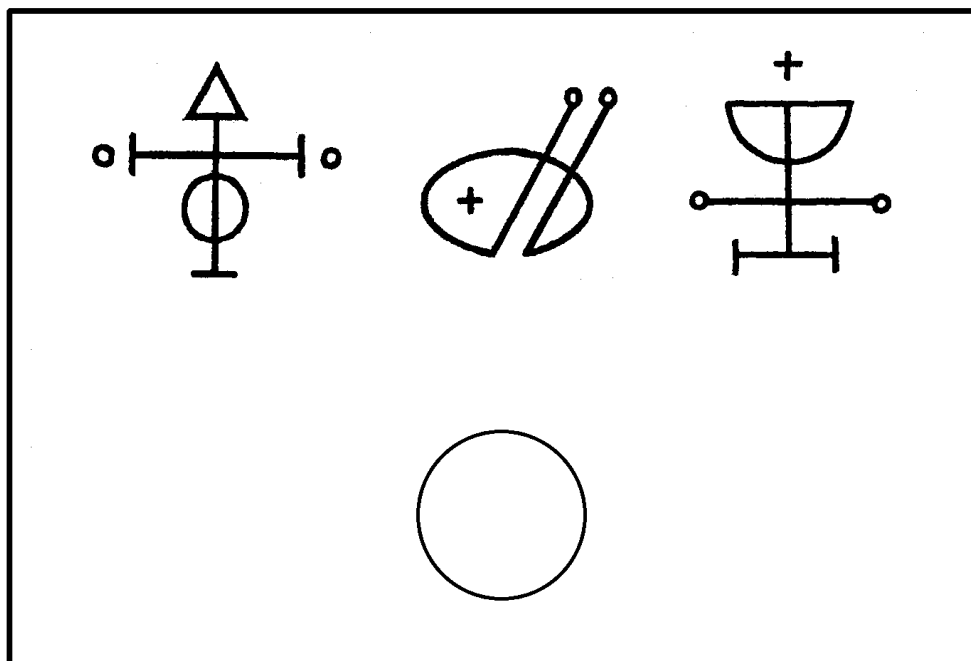
For Safety of a Seaman

Before go aboard, a seaman should step with his right foot on the left foot and say:

*As now the foot stand on the foot on solid ground,
So next time,
The same foots will stand on solid ground.*

For Success of a Politician

“Board of Three Tsars” is magical implement for contact with beyond powers which can give success to a political figure. Obtain a birch board in which there is a knot. Dislodge the knot from the board so that a hole is formed. Draw the three magical symbols on the board with black paint as shown on Fig. 71.



The circle on the figure is the hole. On the Saturday night, a politician should light a purple candle, take the candle with his right hand, insert his left index finger in the hole on the board and say:

*Gizura, Abson, Helgon,
You are Tsars and Rulers of the next world,
I make a sacrifice to you and beg you
Make me Tsar and Ruler of this world.*

At the same time, he must tilt the candle above the board and give each symbol several drops of molten wax. Having finished the ritual, it is necessary to hide the board in a secret place. Also, the politician should carry the knot, which was dislodged from the board, as a talisman.

For Success of a Lawyer

To have success, a lawyer should carry heliotrope in the left pocket. For a stimulation of magic properties of this mineral, put three drops of bergamot oil on its surface or place heliotrope in boiling water in which also throw eighteen flowers of dog-rose.

To win judicial proceedings, make the following. Before beginning of a proceedings, take two long blades knives with your left and right hands and stand face to the north. Striking knives (edge against another edge), say these words:

*I shall hack a sharp by a sharp,
A truth by a truth, a lie by a lie.
All that against me
Will come back to an opponent.
Force in my hands, authority in my hands
It is my word and all will be so as I said!*

Hide knives in a secret place, don't use them for another needs. Repeat this ritual before each proceeding to have physical and mental advantage over opponents.

The Success in Court

If you have any lawsuits and litigated cases, make the following. Drill deep and wide enough hole, but not reach-through hole, in a nut of a chestnut. Mix up in equal parts dry herb of sage and tobacco and grind them in a powder. Pour the powder into the cavity of the chestnut and seal up it with fused wax from a lighted black candle. You should have this amulet when you will be in court. From time to time, touch the amulet with fingers of your left hand.

The Inheritance

When there is a hearing of hereditary affairs, prick the fingertip of your right middle finger till it bleeds, and put this blood on the fingertip your left middle finger. In this case, a court decision will be in your favor.

Another means. If there is a discord in a partition of a real estate, do the following. Fill a small vessel with two parts of milk and one part of red wine. Add three pinches of salt and three drops of your blood to it. Pour out this mix near a threshold of a house which you want to win and say secret words:

Al krabyr fro minor, oto libur kan sero.

Another means. Obtain a key to an entrance door of a house which you want to win. Place it in a pot. Fill the pot with water and boil it. Add a feather of an eagle-owl, a tuft of black cat, and a one drop of your blood to boiling water. When the water has cooled down, take out the key, put a lace through the key hole and put it on your neck. Carry this amulet until you will take possession of the real estate.

The Gambling

To be lucky in a gambling, you should carry one of the following amulets. A magnet, cat's eye, aquamarine, beryl, an angelica root, a shark's tooth, a piece of alligator's skin. You also can put wool of a white cat under an insole of your left shoe.

Write an amount of money that you want to win on a piece of green paper with red ink. Burn out that paper and rub your hands with ashes.

The following ritual for professional gamblers. When you have a big winnings, take one dollar from those money, hide it in a dark place and say:

Dollar, you must rise.

Don't touch that bill until you will have another big win. Then take another dollar from the new money, grip it in your left fist and grip the first dollar in the right fist. Say:

Dollar to dollars, all to me.

Next, put two bills together, place them on your left palm and say:

Dollar to dollars will make million.

Hide the bills in the dark place and conclude the spell:

Dollars, you must rise.

Repeat this ritual every time when you have big winnings — take any dollar from already collected dollars, add a new bill to it and then place them the “dark money place” where they must “rise”.

The Lottery

Before a filling of a lottery-ticket, light a violet candle, gaze into its flame, trying to see any images, symbols, or numbers. Having discerned the first number, bring it in the ticket. Next, look for other numbers in fire.

Race and Sports Bets

Write a name of a team that must lose on a piece of paper. If you bet on a race, write names of all opponents — names of horses or dogs. Roll up the paper and put it in a small bottle. Fill the bottle on half with peas of black pepper. Write a name of a team that must win on other paper and put it in an other bottle. Fill this bottle on half with granulated sugar. Cork up the bottles. Before a beginning of a game, take the bottle with pepper with your left hand, and the bottle with sugar with the right hand. Shake them as rattles and utter:

Ube, ube on, ube, ube ron.

Ube foru, ube kadabon.

During all game from time to time, shake your magical rattles, repeating the magic words.

The Fishing

You need a fifteen inches brown thread. Before a beginning of fishing, wind the thread round the middle phalange of your left middle finger and say:

It is caught and will not go off.

Unwind the thread and throw it in a river.

The Hunting

Before a hunting, it is necessary to stand before a big mirror, make three complete turns in the right side and say:

Katra zigula fara kafon

Then animals will not see you and allow to come near to themselves.

For successful hunting, it is necessary to prick the left middle finger till it bleeds, lick off drop of blood and say:

*Now I eat my blood
And I'll eat blood of others.*

Another means. Go to an open country. Make a little hole on a ground. Make a bonfire. Put dried wormwood, a lock of your hair, your cut fingernail from the right thumb, a feather of a raven, and a copper coin in a bowl. Fill the bowl with milk and place the bowl on the fire. When the milk has boiled, pour out it in the hole and also throw all things from the bowl in the same hole. Bury the hole and say:

*I make this sacrifice to Earth Tsar,
To Tsar of forest, and to Tsar of animals
In order that they will give me
A lot of game and trophies
The word was told, the work was made.*

If you have done that, your hunting will be successful.

To See a Forest Spirit (Leshy)

If you will find favor of a forest spirit, you will never get lost in the forest, your hunting and berrying will be successful, bears and wolfs will not kill you. Go in midwood. Cut down an aspen so that it has fallen eastward, then to stand onto a stump, face to the east, stoop to the ground, look between the legs back and say:

*Tsar of Forest, Nunky Leshy,
Appear not as a grey wolf,
Not as a black raven,
Not as a tree or as a shrub, but as a man.*

When a forest spirit will appear, ask his favor and protection, promise to not damage his possession and good word say about him. After that, draw yourself up to you full height and go home not looking back.

To Find Favor

To find favor with any person, to enlist his support, to persuade him to do something, or just to have power over somebody, make the following. Draw a cross on your right palm with a charcoal and say secret words:

Terra, Mata, Naha

Then wash the image of the cross off the palm, but not off your memory and imagination. Feel a presence of this mark on the palm when you will be shake hands of a person necessary to you. In the moment of contact of hands, mentally repeat the words already known to you. At the same time, you should imagine and feel that your mark has passed from your palm on a palm of your "victim". You can use this magic to extend your power over many people — repeat magical words with each handshake.

Another means. If you want have an impact on any person, prepare a magical potion, wash your hands with it, and then touch the person by the hands — it can be a handshake, a pat on the back or just an accidental touch. The potion prepares so: place a pot with pure water on fire. Throw in boiling water five pinches of dry powder of stinging nettle, three pinches of ground taken on a crossroads, one feather of a black raven, one flock of red cat, three pea of black pepper, one pinch of salt and one teaspoon of honey. Boil the potion a quarter of an hour. When the potion have cooled enough to not cause a scald, wash the hands with it — be careful, don't hurry up, the potion must not be very hot.

The Release from Captivity and Prison

To commute a punishment of a prisoner, or get a discharge before an appointed time, make the following. Go in an uninhabited house. Put there a photo of the prisoner (or any personal thing of him) in a corner. Stand close to the corner, face to it. Cross your hands and put your palms on walls which form the corner. Say the incantation:

Asharda gitaba kira kamod

[Name of the prisoner]

Itera sonus aba.

Turn round and stand with your back to the corner. Put the palms on the walls (don't cross your hands) and continue the incantation:

Sabra lina kode rom

[Name of the prisoner]

Vira taiba.

Take the photo and go home.

To promote an escape, pour water through a sieve and say such words:

*As water has passed through bars,
So [name of a prisoner] will pass through all bars,
Directly to freedom.*

Another means. Unwind a clue of a brown cord completely. Pull the cord and repeat these words:

*As this clew will be unwound
So a way of [name of a prisoner]
Will be straight from a prison.*

Instead of a clue you can unweave a sock.

Another means. Bend a knitting needle and say:

*Metal is strong, but [name of a prisoner] is stronger.
The needle is sharp, but [name of a prisoner] is sharper,
All in his hands, all in his power.*

Put the bended knitting needle on a photo of the prisoner.

For Obedience of Children

Prick your finger till it bleeds. Moisten seeds of a parsley, carrots, or cucumbers with your blood. Sow those seeds. Take the crop and feed your children in order that they will be obedient and will not forget you when you will be old.

The Magical Message

Before writing a love letter, slightly rub a paper with dry lavender. In order that written words will achieve a heart of your beloved, add some drops of your blood in ink.

If you will write a business message, rub a paper with a dry thistle or a juniper. In order that your words will have more power, add some drops of blood of a white pigeon in ink.

A paper with your written application should be impregnated with a smell of birch leaves.

A message to a friend can be accompanied with a pine smell.

If your words on a paper are somehow connected with finances, add magnetic sawdust in ink for an attraction of money.

The Successful Shopping

Before shopping, do the following to make successful purchases and to not waste money. Strike a match. When the match has burnt to its middle, blow out it. Draw a cross on your left palm with the charred match. Hold a lobe of your right ear with the thumb and forefinger of your left hand and say:

*The left to the right, the better to the best,
All for me, all into my house.*

Erase the cross — rub the left palm against the right palm. After that, you can go to shops.

Keep a Secret

If you do not want that your secret became property of the public, make a knot on a yellow thread, imagining that it embodies your secret. Next, light a violet candle and seal up the knot with molten wax. Place the thread in a secret place and keep it in inviolability.

To Find a Lost Thing

To find the lost thing you should put three drops of bergamot oil or eucalyptus oil on a surface of a beryl, next, grip this gem between your palms and imagine the lost thing. Wait for spontaneous thoughts and mental visions connected to a place where now there is the thing.

Another means. Place an alight violet candle in the centre of a house (in which a loss has occurred) on a plane surface. Imagine a lost object and watch a burning of the candle. At the same time, repeat the secret words:

*Al kabura fonte nabel ekura,
As sibul nabel kul.*

A side of the candle on which molten wax will start to flow down will indicate a necessary direction for your search.

To Identify an Enemy

If the thirtieth date of any month falls on Saturday, at this time you can find out your secret enemy. On the eve of the thirtieth date just before midnight, cover a table with a black cloth, put on it a big mirror, and place before the mirror a black candle. Light the candle with the third match — one after another inflame the first two matches and blow out them, and use only the third match for an ignition of a wick. Sit down to table with your back to the mirror and the candle. Take an other small mirror, hold it above your left shoulder and look at it.

Catch, in the mirror, a reflection of the mirror which stands on the table. Peer into a mirror corridor which is created by two parallel mirrors and repeat these words:

*Ura, Ura, Ura.
Bula, bula, bula.
Kula, kula, kula.
At this hour, at this night,
Between two mirrors, between two worlds,
My enemy, appear up for truthful words.*

When a vision has appeared and you discerned its face, say another words:

*As your face was reflected from the mirrors,
So your evil actions will be reflected
And returned to you.*

After that, spit in the mirror which are in your hand and conclude ritual with words:

*It is my truth and it truth of world.
It will be so.*

Protection against Stealing

Make an herb mix. Use in equal parts: garlic flowers, thistle herbage, chicory root, and caraway seeds. Fill a small blue bag with this mix. Hang the bag in the western corner of your house and say:

*A theft will not happened in this house,
As long as these herbs here.
My words are a key and a lock.
The lock are locked, the key are broken and lost.*

Another means. Obtain a five-foot grey cord, tie together the ends of it, and say:

*As this cord has not the beginning and the end,
So this house has neither an entrance, nor exit
For thieves and for any malicious men.
My tongue is a key; my mouth is a lock,
My words are hasps.*

Hide the cord under a threshold of an entrance door of the house. Each time going out the house, don't forget to repeat the above magical words.

To Punish a Thief

To punish a thief and constrain him to return your things, put on a table seven knives (their points should be directed in different sides) and say:

*On Black Sea, on Bujan Island, in a oaken chest,
There are seven Damascus knives.
I open that chest, I take those knives,
I direct them in my aim.
Knives, go for so-and-so,
For that who has made the harm,
Who has taken away my property.
Knives, cut so-and-so up and down
Until so-and-so give back my things.
My word is a truth, my judgment is fast.*

Repeat this ritual three days.

Another means. To force a thief to return your things or, at least, to make so that a thief have physical and emotional pain, make the following. Light a dark blue candle and associate it with a thief. Prick a candle flame with a needle many times, imagine that you deliver blows to the thief.

The Protection against a Fire

To safeguard a house against a fire, make the following. Light a bonfire. When it have burnt down, collect ashes, scatter it in all four corners of the house and say:

*That which has turned into ashes once,
Not will turn into ashes again.*

Another means. Take small piece of coal from old charred ruins. Carry this coal through all rooms of your house, then throw it out of the window, and say:

*It has come from somewhere,
Has not settled down here,
And has gone away.*

Another means. To safeguard a house against a fire, place a wooden plate on which was written secret words: "SHTAT BAAT MAARAT" on a garret.

The Protection against a Thunderbolt

In order that a thunderbolt will not destroy or set fire to a house, make the following. Stand at a main room of the house, face to the north. Take a black alight candle with the left hand and a red alight candle with the right hand. Press the left fist to the right fist. Make the sign of the cross with your hands and two candles together over space before you and say:

*There is the sign of the cross on this house
For protection against heavenly fire.*

Fist, blow out the black candle and then the red one.

The Protection against Tornado

In order that a strong wind will not destroyed a house, it is necessary to approach window in the house, pass all five fingertips of the right hand over a windowpane top-down and say:

Baklabus ugidon moras fagon.

Make so at a beginning of a storm.

Another means. Stand at doors of a house, take a deep breath, holding your breath, go around the house. Repeat this action three times.

To not Drown

Hold much water in your mouth and mentally say the secret word:

Bergabaron.

After that, swallow down all water.

To avoid dangers from the water element, it is necessary to fill a glass with clean water, draw three crosses on a water surface with your middle finger-tip and drink all water.

Another means. Fill a bottle with water from a river. Say magical words on the water:

*Water, I will set you at liberty
And you will not captive me.
It is our agreement, before heaven and earth.*

Pour out the water into the river.

The Protection of a Car

Place a car on an open space. Light a green candle and put it in front of the car at a distance of three yards from the car. Light a red candle and put it behind of the car. Light a yellow candle. Sit down on a drive place, holding the yellow candle with hands. Say:

*There are three colors on my way,
Green ahead, red behind, yellow in the middle.
Those colors will be in this order always.
This car will not be broken,
Not from behind, not from front,
Not from sides, not inside.
My words are solid and strong,
Solidier than a rock, stronger than an steel,
From now and forever.*

Blow out the yellow candle. Go out of the car and blow out other candles. This ritual not only will protect your car from breakdowns, but will also give you good luck on road, — you will always be accompanied with a green light, a red light will always remain behind, the power of a yellow light will give you driver skill and concentration.

The Journeys

Before start on your journey, draw three crosses on the left palm with a key. On the right palm, also draw crosses, but in this case, use a coin. Leave the key and the coin at home to not have troubles on the journey and safely return home

Another means. Day prior start on your journey, go to five different roads and take one small stone from each of them. Place four stones from outside of your home, on corners of the house. Place the fifth stone before a threshold of a front door. In this case, your journey will be fortunate and you will return home safely.

Another means. Starting on your journey, take with you one bean from a bean-pod and leave the bean-pod with all other beans at home.

Another means. Preparing for a journey, write secret words: “ZAM HAUM AZA VOKS” on a piece of paper. Hid this talisman under an insole of your left shoe. Leaving a house, do the first step with left foot. In this case, you will not have a fatigue and troubles on your way.

The Moving into a New Dwelling

Before moving your things into a new house, make the following. Buy a spool of red thread. Measure the house with this thread — place the thread on a floor along a perimeter of all rooms of the house. Having spread the thread along a perimeter, light white candles and

place them in every room of the house. In ten minute, sweep the thread with a besom into a paper-bag — don't take the thread with your hands. Blow out the candles and also put them into the paper-bag. Go to a deserted place and throw out the paper-bag there. By this action, you will eliminate all negative energy of house that could stay from former owners.

The Domestication

In order that a new dog (or a cat) will get accustomed faster to its new home and not run away, cut off several hairs from its head, back, and tail; put the hairs together, hid them under a threshold of a front door of your home and say.

*As dog wool are held by the threshold,
So the dog will be held in this house.*

In order that a new dog or a cat will get accustomed faster to you, give them to drink water which you have used for washing of your hands and foots. When it drinks the water, say these words:

*From me to water, from water to you.
As you can't live without water
So you can't live without me.*

In order that a cat or a dog will always find a right way to its home, place your pet before a big mirror and say

*As a reflection always finds its owner,
So the cat (dog) will always find its home.*

To Return a Lost Animal

In order that nature powers help a lost animal to find a right way to your home, go to a crossroads, taking any thing of your pet. Stand face to the west, bow down to the ground and say:

*Tsar of west roads,
I ask you guide a living thing
Named (name of the animal)
On a true way from woods and dales
Directly to my home.
There will be gratitude and glory for you
From all my family and me.*

Turn to the east, bow and repeat the same incantation, but say, “Tsar of east...” instead of “Tsar of west...” Next, turn to the north and the south, make bows for each side and repeat magical words asking Tsars of north and south roads for a guiding of your pet.

The Defense against a Furious Dog

If there is a furious bay dog on your way, cross the index and middle fingers and say:

*By a power of Laron and by a law of Fatar,
I conjure and I enjoin,
Turn into a stone, press yourself to a ground,
Don't raise your paws.
A lock and a key for my words,
The lock on you, the key in my hand.*

Don't unlock the fingers, until you will leave the dangerous place.

Mix cedar oil and geranium oil in equal parts. Put three drops of this mix on a sole of your left shoe to prevent an attack of a dangerous animal.

The Defense against Snakes

Burn out twigs and leaves of a poplar. Rub soles of your shoes with ashes for defense against a poisonous snake. Scattered those ashes before an entrance door to keep a snakes out your house. In the same way, you can use ashes of wormwood.

Before to go to a place where there are many snakes, take the lobe of the left ear with your right hand and the lobe of the right ear with your left hand and say:

Kotar abe on.

And then you will be safe.

The Deliverance from Pernicious Habits

The Gambling Dependence

Pierce through a centre of an ace of diamonds with a needle. Do it nine times, repeating these words:

*As the needle has gone out of the ace,
So thoughts of gambling
Will go out of a head of [name of a gambler].*

It is necessary to put furtively this card in a bed of a gambler or hid it under a lining of his coat.

The Drug Dependence

Obtain a cord ten inches long. Make nine knots on it and then connect the ends of the cord together. Place the connected cord on a hot pan. When the cord takes fire or becomes charred, say these words:

*You have had nine fetters,
You have had a walking along vicious circle.
Now your fetters are disappearing
And the vicious circle is breaking.*

Collect ashes of the burnt cord, divide it into nine portions. Add secretly one portion of the ashes to any food of a person who has drug dependence, and do so nine times.

Another means. Get a spoon of a person who has drug dependence. Heat up it on a flame and then place it in cold water. Say at the time of a hissing of water:

*As the heat of the metal has disappeared,
So a drug thirst will be disappearing
With every spoon of food.*

Give back the spoon to the person. He (or she) should eat all his food only with this spoon.

Another means. It is necessary to find a trace of a snake on sand. Disperse it with your hand and say:

*There will be not a trace of a snake here,
There will be not traces of dopes
In body and soul of [name of an addict].*

Collect sand at that place and secretly pour it into shoes of a person who has drug dependence. The sand will be hindering when walking and the person pour out it. Having made so, the person will get out the pernicious habit.

Another means. Obtain a forked twig of a nut-tree. An ill person should lie down on a couch. Draw crosses on his back with two ends of the twig — actually, you draw two crosses at once. Start to draw crosses on an upper part of the back and move to lower part. Doing this, repeat these words:

*Double crosses on a body,
Double crosses in a soul,
Where they are,
There is no place for dopes and drugs.*

After treatment, throw out the twig.

Another means. It is necessary to obtain a full-length photo of an ill person. On Monday, stick the photo upside down on a wall. Standing close to the wall, hold a mirror with your left hand horizontally so that the photo are reflected in it. Strew salt on the reflection of the photo in the mirror and utter:

*With this salt,
All dopes and drugs,
Will go out this image and the real man.*

After that, go out of doors and blow off the salt from the mirror. Go home and turn clockwise the photo a little — could say that heretofore a head on the photo was directed at “six o'clock” and now it is directed at “seven o'clock”. Repeat all those actions six days, turning the photo each time on “one hour” so that on the sixth day, it has a correct position. Having did the last turn of the photo on Saturday, say final words:

*A line of his destiny was corrected.
His body will be right,
And his mind will not be hazy.*

Bury the mirror in an uninhabited place.

The Alcoholic Dependence

Mix granulated sugar and bone powder in equal parts. Light a bonfire with birch logs. When the bonfire has perished, strew the prepared mix on live coals. Order to a drunkard to breathe in smoke from the coals. At the same time, you should say these words:

*Vodka, wine, and any another booze,
Go away, go away, go away!
As the bonfire will burnt down,
So the drunkenness of this man will burn down.*

Repeat such treatment once a week or more often — then when the drunkard is craving for booze.

Another means. The potion effective against drunkenness should be prepared on a full moon. Fill a pot with 250 milliliters of spring water and add to it one spoon of grinded snakeroot. Put the pot in an oven and boil the potion a quarter of hour. Next, cool and filter it. Add three drops of this potion to a drink without knowledge of a drunkard. Doing this, utter the words:

*I shall be up at an early dawn,
I shall wash yourself with spring water,
I shall go from home through doors,
From the doors through gates
From the gates directly to an open country,
Under serene stars, under bright moon,
Under gorgeous sunshine.
Stars, hold away [name of a drunkard] from drinks!
Moon, deter [name] from drinks!
Sun, put down a drink hunger of [name]!
All my words have a key and a lock.
As no one can drink all water from a sea
So no one can unlock my lock and my words.*

Another means. To cause a continual vomiting, give a drunkard a special tincture. The formula of the tincture is 250 milliliters of vodka, one grinded lovage root and two bay leaves. Keep to mature the tincture one week then filter it. Use this mean to stop a hard drinking.

Another means. Make an infusion of wormwood, centaury, and thyme, taking all herbs in equal parts. Give a drunkard one spoon of the infusion three times per day in order that he gets out of bad predilection. Doing this, say the words:

*Vodka and wine, retreat from [name of a drunkard]
Go beyond blue seas, dark woods, broad meadows,
There where people do not go,*

*Where wild beasts do not run!
My words will be stronger than iron and stone,
No one can break my words!*

Another means. Over a long period of time, it is necessary to give a drunkard an infusion of mint, yarrow, wormwood, and John's-wort. Take these herbs in equal parts and prepare the infusion as you prepare tea.

Another means. Buy a padlock on Saturday. Obtain vodka or other alcoholic drink which was not drunk up by a tippler — you should take away a glass or a bottle in which remained some drink secretly from a drunken. Pour that vodka into a keyhole of the padlock. Next, lock it and say:

*The padlock is padlocked, the key is lost.
Nobody will unlock it,
Nobody will not break my words.
Doors will be always closed
Between [name of a tippler] and alcoholic drinks
From now and for all times.*

Bury the padlock in an uninhabited place, and throw a key in a river.

The Tobacco Dependence

Every time when you have a desire to smoke, light a cigarette, do only one inhale and throw out the cigarette. Many people following this rule could get rid of tobacco dependence for three days.

Steep a cigarette in milk. Next, dry up it completely. Having smoked this cigarette, you will not want to smoke very long time; anyway, you will feel disgust to a smoke smell.

Make a mouth rinse. Put 10 grams of grinded bistort root into a glass and fill it with boiled water. When the infusion have got cool, filter it. Rinse your mouth with the infusion 4-8 times a day and before each cigarette. This rinsing vastly distorts a taste of tobacco smoke and makes smoking very unpleasant. For a rinsing of your mouth, you can also use an infusion of sweet flag and peppermint. If there are not those herbs, use baking soda.

Go out of doors when there is windy weather. Seize a handful of salt with your palms. Hold palms together tightly that the salt did not spill out. Imagine that power of your bad habit moves through your arms, issues from the palms, and is absorbed by the salt. Begin to unclench palms slowly, so that salt is poured out little by little and carried away by wind in an opposite side from you. When salt has poured out completely, rub the palms one against another that none of salt grain has not remained on your hands. Feel and believe that you are free from fetters of your habit.

To give rid of a smoking habit it is necessary to wash a person through a sieve. Pour water onto a head of the person through the sieve and say these words:

*As water are not kept in the sieve,
So a harmful habit
Will not kept on [name of the person].*

Here are another means. Fry salt on a frying pan until it will turn black. When black salt has got cold, rub your palms with it. After that, you will not want to take a cigarette with your hands.

Cut a cheese into pieces in the form of a cigarette. Dry up them in a dry warm place. Put this cheese sticks into a cigarettes pack. When you have desire to smoke, take out a cheese stick, hold it as a cigarette, and eat it. This simple substitution will enfeeble your desire and, with time, help you get rid of the tobacco dependence.

Every time when you have a desire to smoke, chew a slice of a dried pineapple and next eat honey, half teaspoon is enough

Cut browse of a bird cherry tree into pieces. Put them into a refrigerator for day. Chew them when you want to smoke.

When you have a desire to smoke, take off your socks and get them on again — the left sock on the right foot and right sock on the left foot. You will at once notice that your desire has abated.

For a fast cleaning of organism from nicotine and recreation of ex-smoker, use an oats infusion. You need two or three cups of oats. Wash thoroughly oats with warm water. Fill a pot with oats and 2-3 liters of water. Boil it half hour. Next, put the pot with a decoction in a warm dark place and keep it there for 24 hours. After that, filter this infusion and keep it in a refrigerator. It is necessary to drink 120 milliliters of the infusion three times a day before a meal.

Take 100 grams of dried leaves of plantain and 100 grams of dried leaves of dandelion. Boil those herbs in milk for 30 minutes. Then, cool it. Take one teaspoon of this mean three times a day after a meal. In 3-4 days, a thirst for cigarettes will disappear.

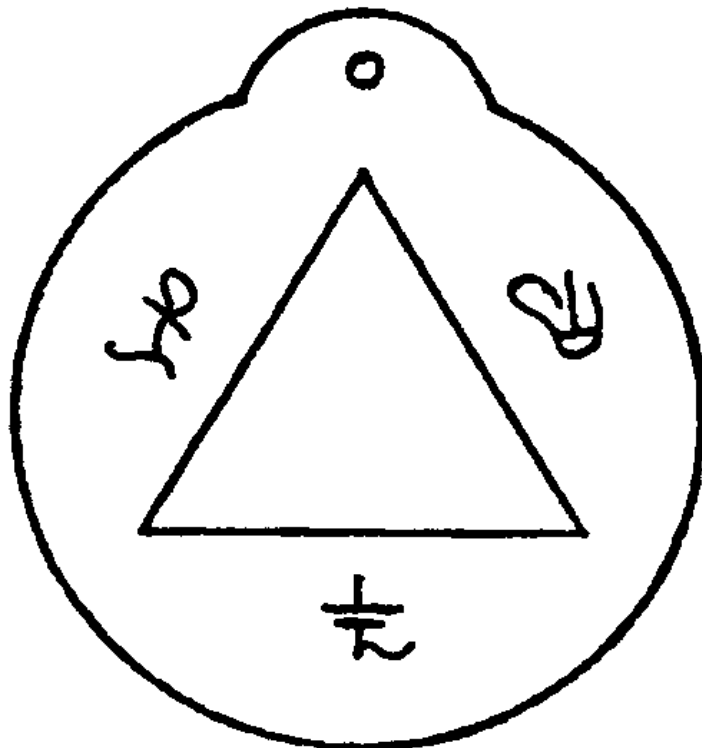
Also, you can use a decoction of eucalyptus leaves. Put one teaspoon of grinded leaves into 400 milliliters of boiling water. In an hour, filter it and add one teaspoon of glycerin. Take 50 milliliters of this mean 5-7 times a day during 3-4 weeks.

Healing Magic

The Prevention

Obtain a thick hollow straw. Cut it into four parts — a length of each part should be three fourth inch. Tie together these four short straws with a red thread. Put three leaden pellets into one of the straws, salt into other and grinded incense into the third. Cork up the ends of the straws with molten white wax. Pass a red lace through the fourth straw. Carry this amulet on your neck for protection against all infectious diseases. The amulet have a might only seven days, therefore after the lapse of a week, make a new amulet and throw out the former into a river or bury it in a deserted place.

The following amulet will protect from plague, cholera, or typhus. Melt a small silver spoon. Mould this molten metal into a small round locket in centre of which there is a triangular hole (see Fig. 72). Engrave three magical symbols on the locket. Carry this amulet on your neck with a red lace. A making of the amulet should take place on first Monday after a full moon.



Obtain a piece of white rope. The length of the piece should be five inches. Make three knots on the rope — on the ends and in the middle of it. Tying the first knot, say:

Asmaud aze karo.

When you make the second knot, continue the spell:

Ule kau baakan.

Tying the third knot, say:

Zaun abe laf.

Put the knotted rope into your pocket and say:

*As knots will not get untied
So illnesses will not be attached to me.*

You have to carry this amulet when you visit an ill person. Going home from him, throw out this rope on a crossroads.

Against any Illness

For elimination of any illness, it is necessary to write a name of the illness on a strip of paper, each day to cut a one letter off this word, burn it on a flame of a violet candle and say:

*As this word is decreasing,
So its meaning is decreasing.*

Another means. At clear night, an ill person should go out of doors, look at a full moon and speak:

*As the moon is waning,
So my illness is waning.*

It is necessary to repeat it all next nights of the waning moon. When the moon has started to wax, the ill person should not end his work, he should do the same, but speak another words:

*As the moon is waxing
And my health is waxing.*

Another means. At the beginning of an autumn when leaves just begin to fall from trees, it is necessary to go to one of trees and say:

*As all leaves will have fallen from this tree,
So my illness will have fallen from me.*

Repeat this action each day until none leaf remains on the tree.

Another means. Break a chip off an aspen. Prick a fingertip of your middle finger of the left hand with the chip so that your blood will be on the chip. After that, insert this chip back in the aspen, in that place whence you have broken off it and say:

*Aspen, aspen, take my illness,
Give me good health.*

Another means. Prick the middle finger of your left hand and squeeze a droplet of blood out it. Put the blood on a surface of a small flat stone. Throw this stone far away into a river and be positive that with this action you get out of your illnesses. If there is not a river in your place, throw the stone into a bonfire. In any case, after the action, go home on circuitous ways and don't greet anybody, otherwise, the illness will return to you.

The Healing Ritual

Light a red candle. Hold a glass with pure water near a pain place with the left hand and take the candle with the right. Drip molten wax of the candle into the water and repeat three times:

*There where bright fire is,
There are not diseases and sores.
All illnesses go out the body and the blood,
Out the heart and the head.*

Next, anoint a pain place with the water and say:

*There where sacred water is,
There are not diseases and sores.*

If there is an internal disease, a patient should drink three sips of this water.

The Transference of Illness to an Animal

To transfer his illness to an animal, a patient should put his saliva or blood on bread, say:

*Tsar bread, take my sin,
Take my illness, take my pain.*

And to feed an animal with this bread.

The Healing Pellicle

Make a small hole in a fresh white egg. Pour out egg-white and yolk through the hole. Break the shell and very carefully draw a thin white pellicle out the shell. Wrap the pellicle around a middle finger of left hand of an ill person. Wrap a bandage around the finger with the pellicle. Soon, the patient will be have an ague-fit, and when the fit will ended, the illness will go away.

Treatment of Shamans

Cut a head off a big herring. Divide in half its body along. Extract all bones from the body of parted fish. Fasten one part of the herring body to the left bare foot of an ill person and the other part to the right bare foot. These bandages should be remained for all night. In the morning, take off the bandages, wash foots, and throw away the parts of the herring. This treatment will be successful, if it is done on a waning moon.

The Darning of Energy Holes

A patient has constant weariness, frequent headache, or any other indisposition, a reason of these can be that there are tears on his energy field. You will need a real needle and an imaginary thread. Hold the needle in the left hand and imagine that you have a thread in the right hand. Thread the needle. Imagine tears on an energy cocoon of the patient, make sew movements with the needle at a distance of one foot from the patient and in those places where you see the tears. You must see that the imaginary tears are sewn with the imaginary thread. Having finished the treatment, hide the needle in a secret place and never use it for any other actions.

The Headache

For a relief of a headache it is necessary to place a yellow cornelian on closed eye. If there is an ache in the right side of the head, place the cornelian on the left eye; if an ache is in the left side, place the gem on the right eye. When an ache spreads over all head, at first, place the cornelian on the left eye, then on right.

Press your fingers to the temples and count from one to thirty. Then throw the hands downwards. As a result, your blood will arrive fast to the head and the ache will disappear.

Grate a lemon with its peel. Place this pulp into an oven. Warm up it a little. Put this warm lemon pulp on the temples, the forehead, and behind of the ears. Or wet a cloth with menthol oil and put it on the temples. Do so when a headache was caused by cold.

Here are simple but effective means. Mix liquid ammonia and camphor oil in equal parts. Smell this mix when there is a migraine.

Wet a cloth with a beet juice and enclose it in an ear on side where there is an ache.


Wrap sauerkraut in a gauze and attach it to temples with a bandage.

Collect tops of origanum, grind them between your palms, and inhale their scent.

Cut a potato into round pieces. Put those pieces to temples.

The Toothache

Tie up a small glass with white woolen thread as shown in the Fig 73. Fill this glass to the brim with a warm infusion of sage or yarrow. Rinse your mouth with this infusion, taking sips of it from the tied glass. Fill the glass with new warm infusion and repeat the rinse every half-hour. Do so during the day. Before go to bed, take the thread off the glass and put it onto a threshold. Close a door so that the door has pressed down the thread. If the next morning there is not the ache, throw out the thread on a crossroads. Otherwise, repeat the treatment.



Here are another means. Rub a wrist (a place of a pulse) with a clove of garlic. If a bad tooth is on the right side, rub the left wrist and vice versa. Next, cut very small the garlic and put it on the pulse place on the wrist. Tie round the wrist and the garlic with a bandage. The garlic should be pressed to the wrist tightly. After a time, when the ache has abated, take off the bandage and the garlic. Don't use the garlic a long time; otherwise, your skin will burn.

Tear up a plantain by the root. Cut this root and place it into a small piece of cloth. Put the cloth in an ear on a side where there is a bad tooth. Instead of a plantain, you can use an

onion. Using an onion, place it into a cloth and put them in an ear on an opposite side from a bad tooth.

Place a rasher of bacon on a bad tooth. Keep it between your cheek and gum, and soon, the ache will abate.

Grate a horseradish or a mustard. Wrap it in a cloth and put it onto a stove. When the cloth has warmed, put it on rear of the neck, lower of the nape.

Wet a cloth with turpentine. Squeeze it well and put on a cheek on a side of a bad tooth.

The Protection of Teeth

Ancient Siberia healers have had secrets of a protection of teeth. It is necessary to find a jawbone with teeth, bring it to your home, hid it in a dry warm place and say:

*Bone, protect me from any toothache,
And I will protect you from dirt and humidity.*

If your tooth has fallen out, go out of doors at night, show this tooth to the Moon and say:

*Moon, you go by day and by night,
You see the quick and the dead.
Take this tooth, carry it into a dead country.
In that country, there is neither a grief, nor a joy,
Neither an ache, nor a breaking.
As this tooth will not have an ache in that country
So its brothers will have neither an ache, nor a fall out.
All my words will come true and not be forgotten
From now and for all time.*

After that, throw the tooth into darkness, in a Moon's direction, turn round and go home. Don't look back.