



T A L I S M A N S

Talismans can be made for a variety of purposes, wealth, health, success, etc. Each talisman should be made by the user, not by another. The more lofty the motive for the talisman, the better things will work. Indispensable for this work is Regardie's "Golden Dawn" books. Also useful is a Tarot deck and his book on making talismans.

This material, following, illustrates the making of a talisman for prosperity, success. In the Golden Dawn we find this characteristic attributed to Tiphereth, the Sun. Note that a planetary attribution of Jupiter is also reasonable. Once the attribution of the Tree of Life is determined, gather all the data needed corresponding to that planet and consider the Tarot card, the Sixes in the case of Tiphereth. We will work with a four "sided" round talisman here. This is most convenient although other shapes are good too. Following are data needed to draw on this four sided figure, cut from cardboard or from heavy paper stock with a strip between them to permit folding to have one or the other "side" upmost on a particular day.

1. Need an artistic rendering of the four Tarot cards that pertain. A "shorthand" version is suitable but if so moved, reproduce the whole card.
2. Divine Name, Archangelic Name, Angelic Name, Choir of Angels--for each of 4 worlds (Yehovah Eloah va Daath, Michael, etc. for Tiphereth)
3. Names of the two angels for each of the four decans. (Saitel, Olmiah, Nemamiah, etc)
4. Name of Planetary Intelligence (Nakhiel) and Planetary Spirit (Sorath).
5. Enochian Sigil for Planetary Spirit (Sorath) and for Geomantic Attributions. (Verchie)
6. Corresponding Geomantic figures. (Fortuna Major and Fortuna Minor). Sigil for each
7. Construct an "Enochian Seal" for each. (See Regardie's method or devise your own)
8. Select a suitable motto. Biblical, or a favorite verse, or something that you dreamed. Or meditate on it and perhaps something will come to you, or you will intuit. etc.
9. Cut out the talisman and color according to the color scale of the four worlds as shown in the example in this material. Note this is for Tiphereth only.
10. On a clear piece of plastic (to cover the talisman with) draw the square of Sol and trace thereon (in ink or paint) the sigil of your name. This sigil will cover the "side" that you are working with on a particular day.
11. Construct the talisman. Starting with the Atziluth side, cover with plastic sigil of your name. Trace sigil of angels (Saitel and Olmiah here) with your finger. Talk to the talisman as if the Divinity were present. Next day, fold to the Briah side. Cover with plastic sigil. Trace sigils, etc. When not "working talisman", place in a black or white silk bag (drawstring is handy) and wear around your neck. Continue until you receive what you need.



NOTE: Could draw angelic, etc, sigils (from Rose Cross) on talisman next to names.

This data is the property of H. W. Nintzel and therefore is subject to a Restricted Disclosure.

Notice: Use or disclosure of data contained on this sheet is subject to the restriction on the title page of this document.

SIX of WANDS


Saitel: Samech-Yod-Teth-Aleph-Lamed = 110
 Olmiah: Ayin-Lamed-Mem-Yod-Heh = 155



SIX of CUPS

Nelokhiel: Nun-Lamed-Kaph-Aleph-Lamed + = 131
 Yeyayel: Yod-Yod-Yod-Aleph-Lamed = 61

Fortuna Minor



Enochian Sigils for above (Verchiel)

SIX of SWORDS

Rehaayal: Resh-Heh-Ayin-Aleph-Lamed = 306
 Yeyeziel: Yod-Yod-Zain-Aleph-Lamed = 58



Example of Enochian Seals of the above

SIX of PENTACLES

Nemamah: Nun-Mem-Mem-Yod-Heh = 145
 Yeyelal: Yod-Yod-Lamed-Aleph-Lamed = 81

Yehovah Eloah ve Daath: Yod-Heh-Vav-Heh; Aleph-Lamed-Vav-Heh;
 Vav-Daleth-Ayin-Tav

Mikael: Mem- Yod -Kaph-Aleph-Lamed

Melachim: Mem-Lamed-Kaph-Yod-Mem/Final

Schemesh: Shin-Mem-Shin

Nakhiel: Nun-Kaph-Yod-Aleph-Lamed (Intelligence of the Sun)

Sorath: Samech-Vav-Resh-Tav (Spirit of the Sun) Enoch. Sigil=

H A N S W N I N T Z E L

 5 1 5 6 6 5 10 5 9 1 30

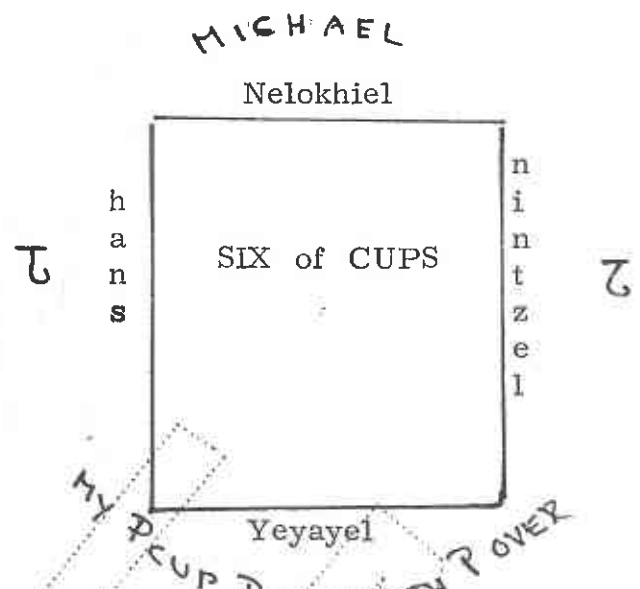
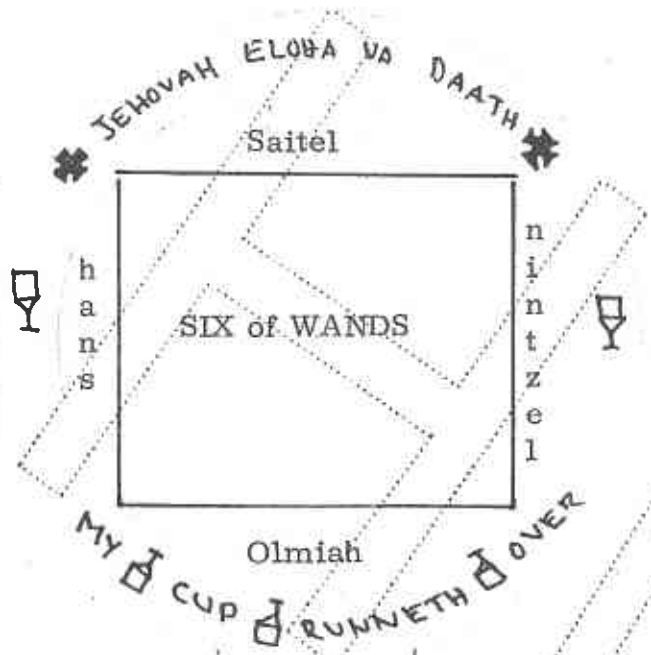
32	3	34	35	36
7	11	27	28	8
19	14	16	15	23
18	20	22	21	17
25	29	10	9	26
36	33	4	2	31

SIGIL of your name. Reduce by rules of Aiq Beker after converting English to Hebrew then trace the sigil, according to these numbers, on the Magic Square. (Square of Sol in this case)

TALISMANS

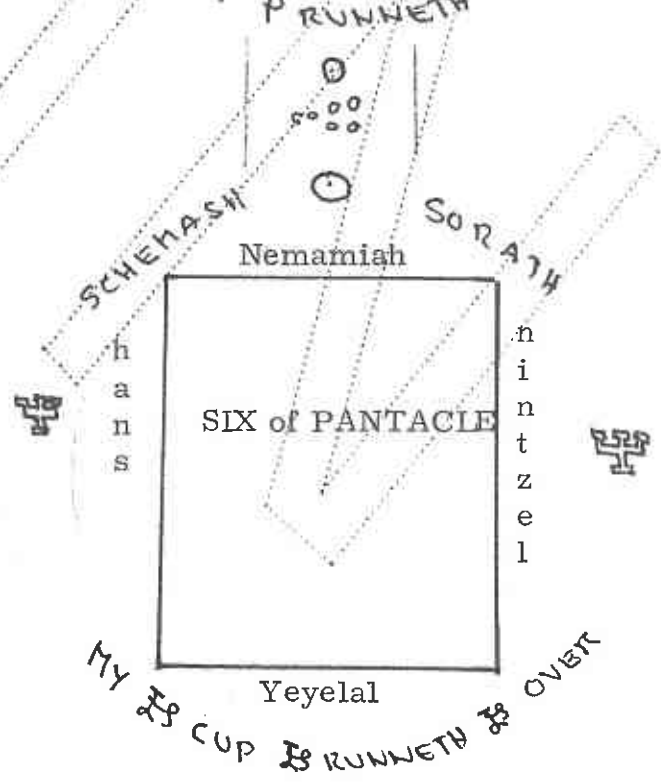
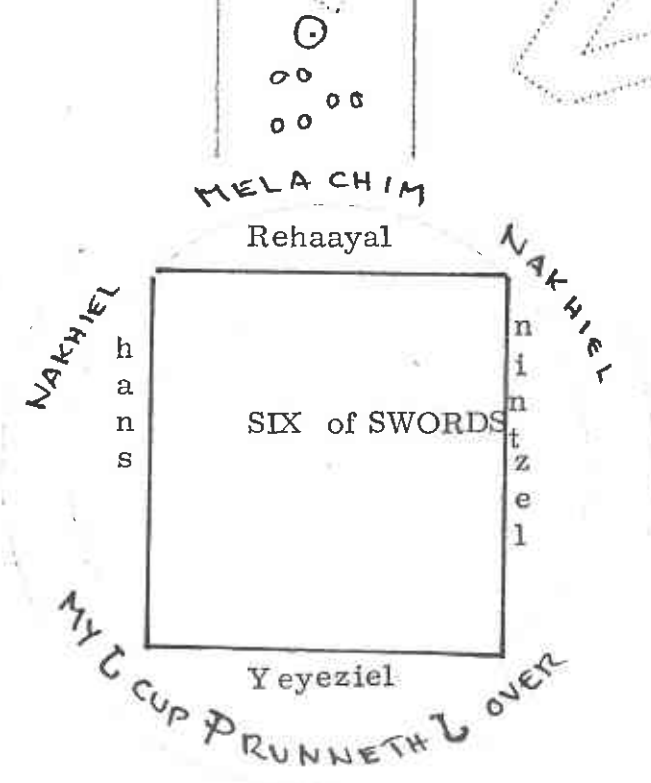
FIRE

WATER



AIR

EARTH



This data is the property of H. W. Nintzeil and therefore is subject to a Restricted Disclosure. Notice: Use or disclosure of data contained on this sheet is subject to the restriction on the title page of this document.

TALISMANS

ATZILUTH
King Scale
Clear Rose Pink
Yellowish-Green

YETZIRAH
Emporor Scale
Clear Salmon Pink
Deep Green

All Outer Letters =
Clear Rose Pink
Inner Space = Yellow
Hebrew Letters =
Clear Rose Pink

Hebrew Letters =
Deep Green
Outer Space =
Clear Salmon Pink
Inner Space =
Yellow
Melachim = Purple
(Hebrew Letters)

This data is the property of the author and therefore is subject to a Restricted Disclosure Notice. Use or disclosure of data contained in this document is subject to the restriction on the title page of this document.

All Sigils =
Clear Rose Pink

Yellow
(Queen Scale)

Red

White Letters (or
(preferred) black)

Gold or white

Gold
Yellow

Deep
Magenta

Motto in Gold

Clear Rose Pink

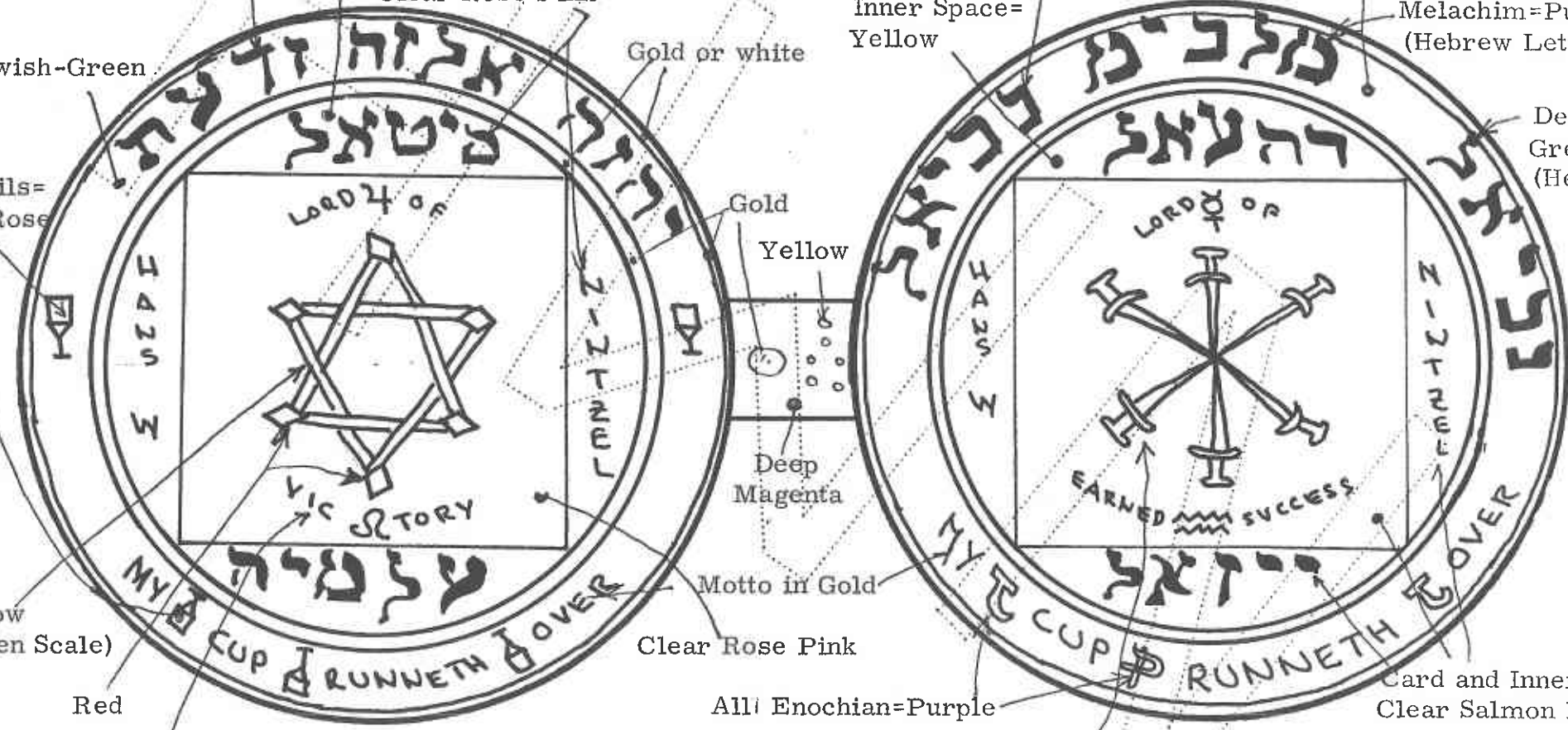
All Enochian = Purple

Sword: Smoke Blue with
Pommel Guard = White

White Rim

Card and Inner Lett
Clear Salmon Pink

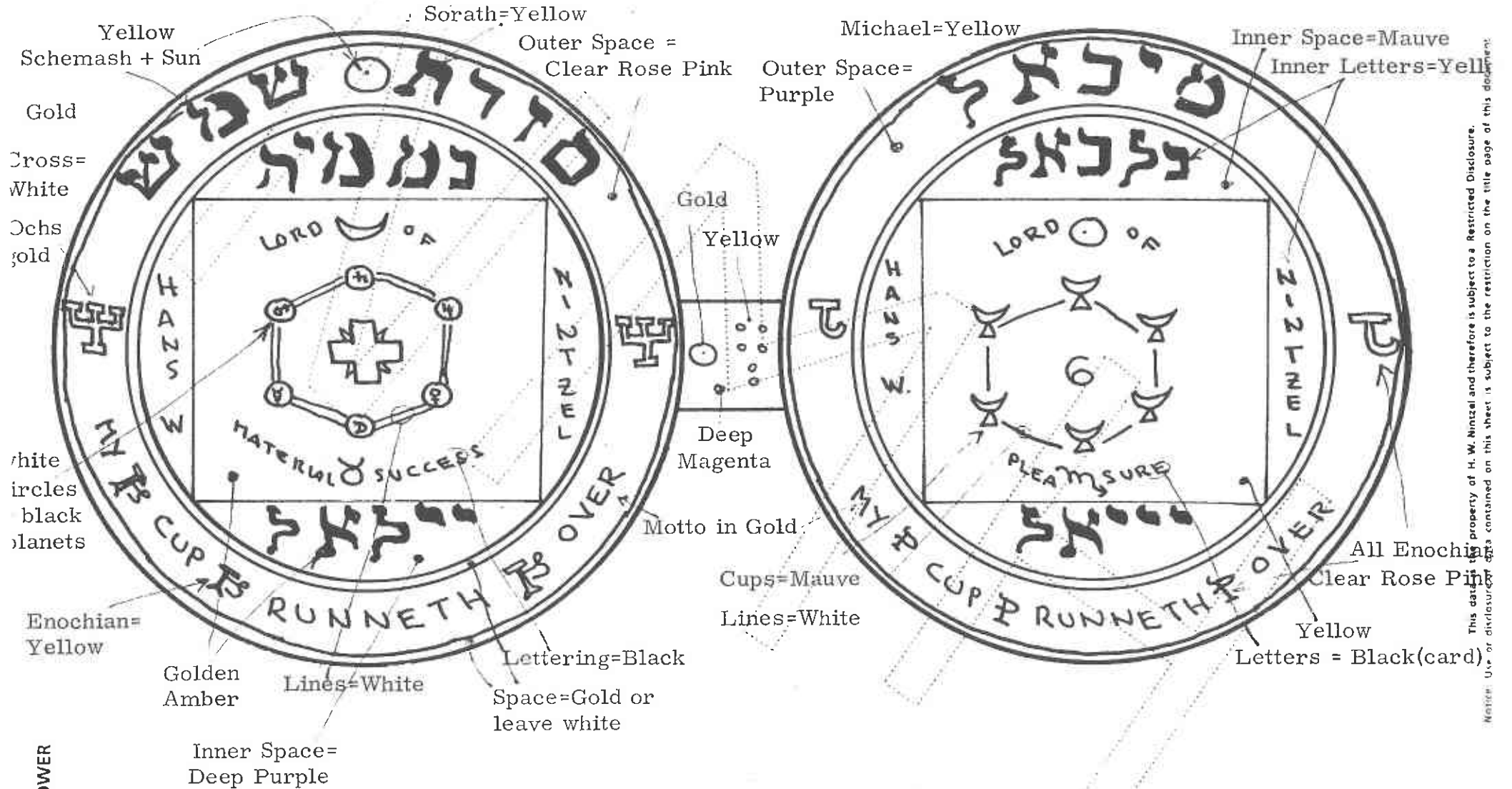
Deep
Green
(Heb. Lett)



TALISMANS

ASSIAH
Empress Scale
Golden Amber
Deep Blue Purple

BRIAH
Queen Scale
Yellow
Purple



WELLS OF POWER

This data is the property of H. W. Nitzel and therefore is subject to a Restricted Disclosure. No part of this data contained on this sheet is subject to the restriction on the title page of this document. Notice: Use or disclosure of this data is prohibited.