




THE COMPLETE BOOK OF HANDWRITING


- *Both Manuscript and Cursive Styles*
- *Helpful Handwriting Guidelines*
- *Fun Practice for Home and School*
- *Whimsical Illustrations*



GRADES K-3

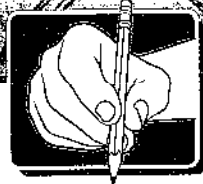
THE COMPLETE BOOK OF

Handwriting



McGraw-Hill
Children's Publishing

Columbus, Ohio



**McGraw-Hill
Children's Publishing**

A Division of The McGraw-Hill Companies



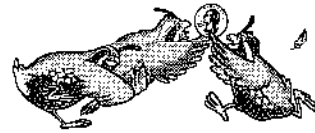
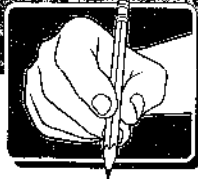
Copyright © 2003 McGraw-Hill Children's Publishing. Published by American Education Publishing, an imprint of McGraw-Hill Children's Publishing, a Division of The McGraw-Hill Companies.

Printed in the United States of America. All rights reserved. Except as permitted under the United States Copyright Act, no part of this publication may be reproduced or distributed in any form or by any means, or stored in a database or retrieval system, without prior written permission from the publisher, unless otherwise indicated.

Send all inquiries to:
McGraw-Hill Children's Publishing
8787 Orion Place
Columbus, OH 43240-4027

ISBN 1-56189-382-X

1 2 3 4 5 6 7 8 9 10 CJK 07 06 05 04 03 02




Let's Warm Up! 4-9

Manuscript Handwriting

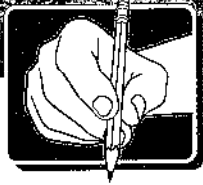
Letter Practice	10-113
Numbers	114-118
Shape Words	119
Color Words	120-122
Days of the Week	123-127
Months of the Year	128-132
Seasons	133
Weather Words	134-135
Holidays	136-137
School Words	138-143
School Tools	144
Praise Words	145
Safety Words	146-147
Family Words	148-151
Neighborhood Words	152-154
Place Words	155-156
Food Words	157-159
Direction Words	160-161
Sports Words	162-165
Money Words	166-168
Action Words	169-170
Adjectives	171
Comparison Adjectives	172-177
"Writing a Letter" Words	178
Thank-You Note	179
Friendly Letter	180
Envelope	181

Cursive Handwriting

Letter Practice	182-285
Numbers	286-289
Shape Words	290
Color Words	291-293
Days of the Week	294-297
Months of the Year	298-302
Seasons	303
Weather Words	304
Holidays	305-306
School Words	307-310
School Tools	311
Safety Words	312
Family Words	313-316
Neighborhood Words	317-319
Money Words	320-322
Action Words	323-324
Adjectives	325
Comparison Adjectives	326-331
"Writing a Letter" Words	332
Thank-You Note	333
Friendly Letter	334
Spelling Words	335
Pronouns	336-337
Contractions	338
Language Arts Words	339-340
Literature Words	341-342
Math Words	343-348
Science Words	349
Art Words	350
Music Words	351-352



Let's Warm Up!

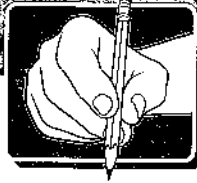


Practice by tracing the lines.

Name _____

Tracing practice area consisting of ten rows of handwriting lines. Each row has a solid top line, a dashed middle line, and a solid bottom line. The first row contains seven vertical dashed lines for tracing, each starting with a small downward-pointing arrow. The remaining rows are blank for independent practice.



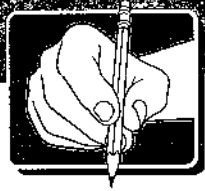


Practice by tracing the lines.

Name _____

Tracing practice area consisting of ten rows of horizontal lines. Each row contains seven dashed diagonal lines for tracing. The first line in each row is solid, followed by a dashed line, and then a solid line. The dashed lines are slanted downwards from left to right. The bottom right corner of the tracing area is partially obscured by a cartoon illustration of a smiling rabbit wearing a dark jacket, sitting on a large rock with a mountain peak in the background.

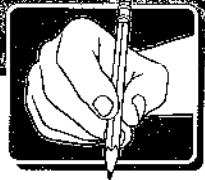
Let's Warm Up!



Practice by tracing the lines.

Name _____


Tracing practice area consisting of ten rows of dashed zigzag lines on a three-line grid. The first nine rows are identical. The tenth row features a cartoon rabbit character sitting on a wooden sawhorse, using a hammer to work on a piece of wood. A jar of nails and a board are also visible on the sawhorse. The rabbit is positioned on the right side of the row, with the zigzag lines extending to the left.



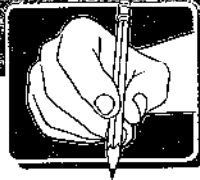
Practice by tracing the lines.

Name _____

Tracing practice area consisting of multiple rows of handwriting lines. Each row features a dashed line for tracing. The first five rows contain a series of small, connected loops. The next five rows contain a series of small, connected 'A' shapes. The final five rows contain a series of small, connected 'U' shapes.



Let's Warm Up!

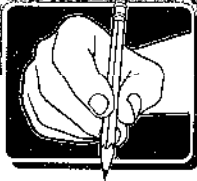


Practice by tracing the lines.

Name _____

Tracing practice area consisting of multiple rows of handwriting lines. Each row features a dashed line for tracing. The first five rows contain simple arches starting from a dot on the baseline. The next two rows contain a series of connected arches. The final row contains a cartoon bear character standing on the baseline, looking at a ball, a hula hoop, and a pencil. The bear is wearing a cap and overalls.

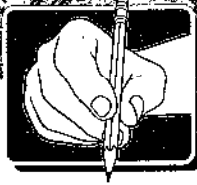
Practice by tracing the lines.



Name _____




Tracing practice area consisting of 12 rows of handwriting lines. Each row has a solid top line, a dashed middle line, and a solid bottom line. The first seven rows contain seven dashed circles with a dot in the center, spaced evenly across the lines. The eighth row contains three dashed circles. The ninth row contains three dashed circles. The tenth row contains three dashed circles. The eleventh row contains three dashed circles. The twelfth row contains three dashed circles. The bottom right of the tracing area features a cartoon illustration of a pilot wearing a helmet and goggles, flying a propeller airplane. The pilot is smiling and has his hands on the controls. The airplane is flying towards the left. A large, stylized sun with rays is behind the pilot. The entire illustration is set against a background of clouds.

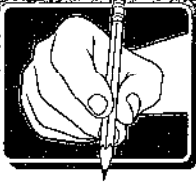
Aa



Practice by tracing the letter.
Then write the letter.

Name _____





Practice by tracing the words.
Then write the words.

Name _____

alligator

apple

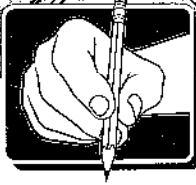
ant

Alaska



Aa

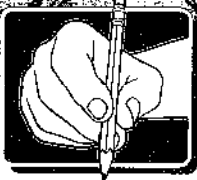
Write the phrase.



Name _____

Alligators and ants

eat apples



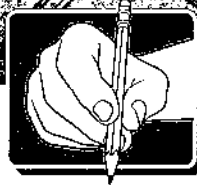
Write the sentence.

Name _____

Alligators and ants
eat apples.



Bb

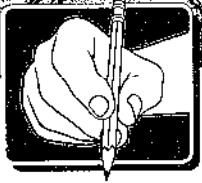


Practice by tracing the letter.
Then write the letter.

Name _____

B B B B B B B

b b b b b b b



Practice by tracing the words.
Then write the words.

Name _____

bear

bat

bee

Bobby



Bb


Write the phrase.



Name _____

Brave Bobby


baseball bat



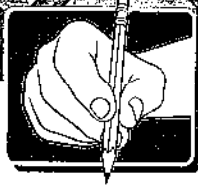
Write the sentence.

Name _____

Brave Bobby buys a
baseball bat.




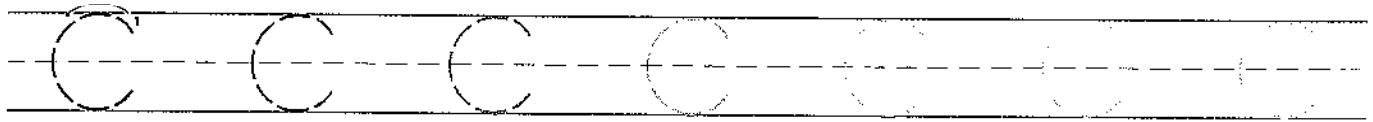


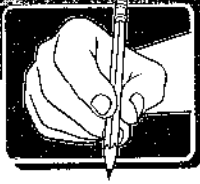
Cc



Practice by tracing the letter.
Then write the letter.

Name _____





Practice by tracing the words.
Then write the words.


Name _____

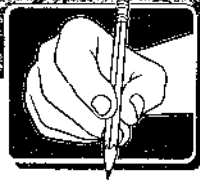
cats

cookies

cards

Chuck



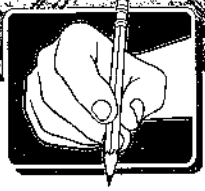


Write the phrase.

Name _____

cool cats


play cards



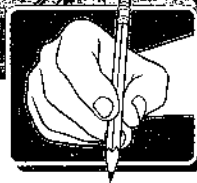
Write the sentence.

Name _____

Cool cats play cards.


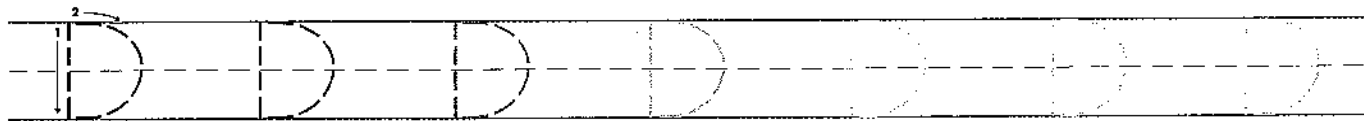


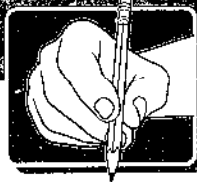
Dd



Practice by tracing the letter.
Then write the letter.

Name _____





Practice by tracing the words.
Then write the words.


Name _____

duck

dog

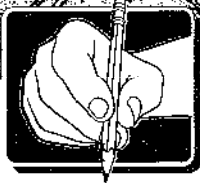
dance

Danny



Dd


Write the phrase.



Name _____

Danny dances

dandy dog



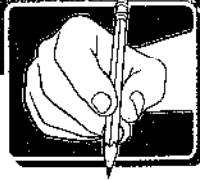
Write the sentence.

Name _____

Danny dances with a
dandy dog.







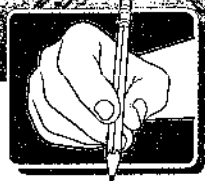
Ee



Practice by tracing the letter.
Then write the letter.

Name _____





Practice by tracing the words.
Then write the words.

Name _____

elephant

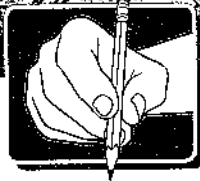
egg

elbow

Elie



Ee

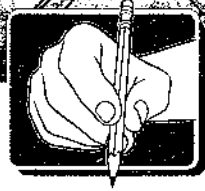


Write the phrase.

Name _____

Every evening

Ellie eats



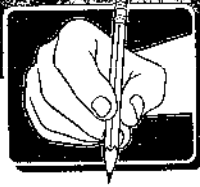
Write the sentence.

Name _____

Every evening Ellie eats
eggs.








Ff



Name _____

Practice by tracing the letter.
Then write the letter.





Practice by tracing the words.
Then write the words.


Name _____

frog

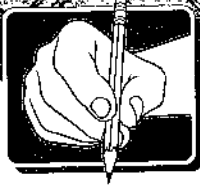
fish

fox

Florida



Ff




Write the phrase.

Name _____

Four foxes


Five fish



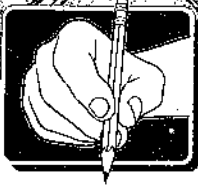
Write the sentence.

Name _____

Four foxes and five fish fly
to Florida.








Gg



Practice by tracing the letter.
Then write the letter.

Name _____





Practice by tracing the words.
Then write the words.


Name _____

giraffe

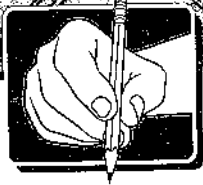
grass

glasses

Gretchen



Gg

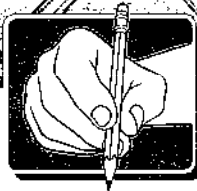


Write the phrase.

Name _____

Gretchen wears

gray glasses



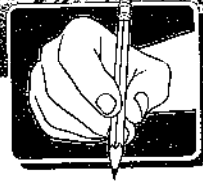
Write the sentence.

Name _____

Gretchen wears gray
glasses.





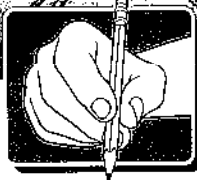
Hh



Name _____

Practice by tracing the letter.
Then write the letter.





Practice by tracing the words.
Then write the words.

Name _____

hippo

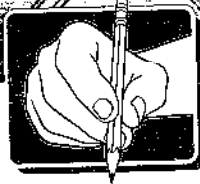
hat

heart

Hannah



Hh

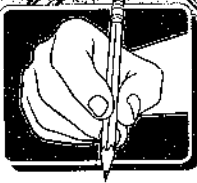


Write the phrase.

Name _____

Hannah hears

hungry hippo



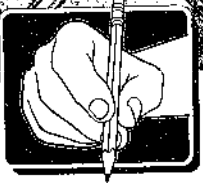
Write the sentence.

Name _____

Hannah hears a hungry
hippo.

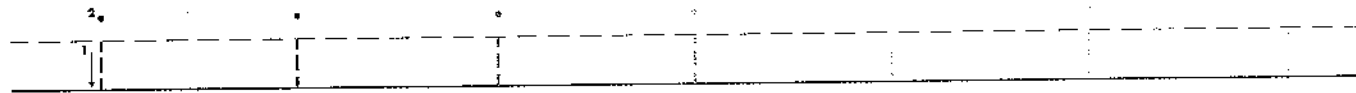



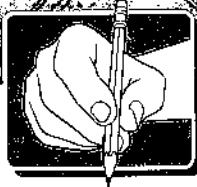
ii



Name _____

Practice by tracing the letter.
Then write the letter.





Practice by tracing the words.
Then write the words.


Name _____

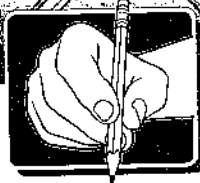
inchworm

iguana

igloo

Indiana





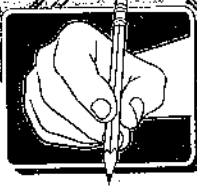
Write the phrase.

Name _____

Inchworms itch


in Indiana

Write the sentence.

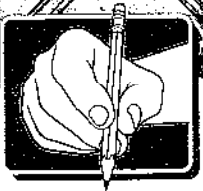


Name _____

Inchworms itch in Indiana.


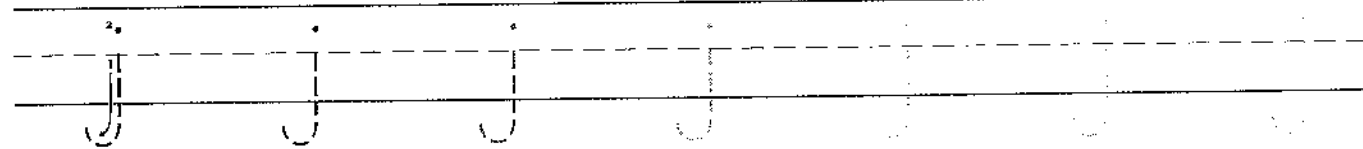

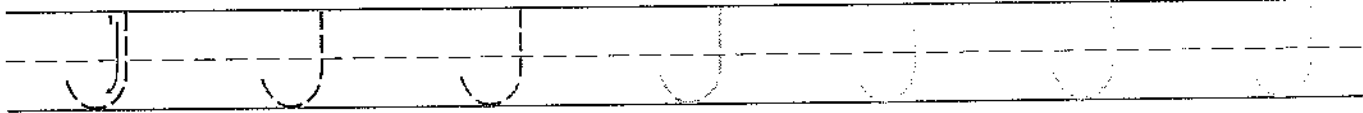


Jj

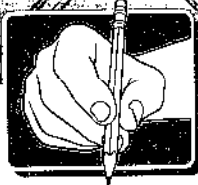


Practice by tracing the letter.
Then write the letter.

Name _____



Practice by tracing the words.
Then write the words.



Name _____

jaguar

jump

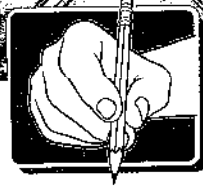
jam

June



Jj

Write the phrase.

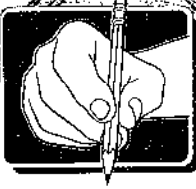


Name _____

Jumping jaguars


jolly jokes

Write the sentence.




Name _____

Jumping jaguars tell jolly
jokes.


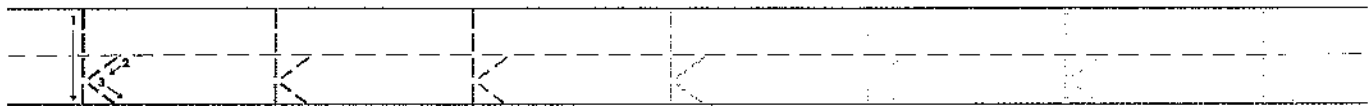

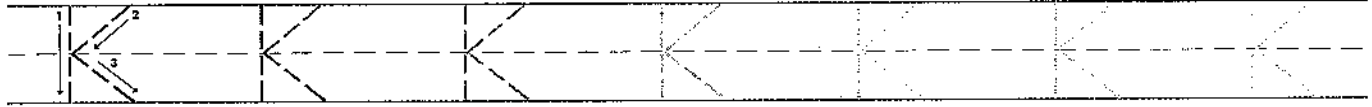


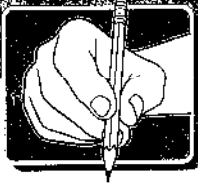
Kk



Practice by tracing the letter.
Then write the letter.

Name _____





Practice by tracing the words.
Then write the words.


Name _____

kangaroo

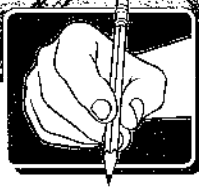
kite

key

Kelsey



Kk

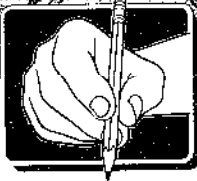


Write the phrase.

Name _____

Kind Kelsey

keeps kangaroos



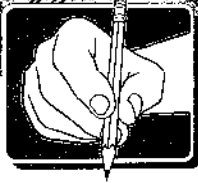
Write the sentence.

Name _____

Kind Kelsey keeps
kangaroos.



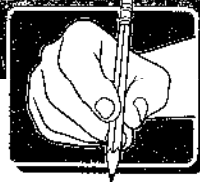
LI



Practice by tracing the letter.
Then write the letter.

Name _____

Handwriting practice lines consisting of multiple rows of solid top and bottom lines with a dashed middle line. The first row includes a tracing guide for the letter 'l' with a vertical line and a horizontal arrow indicating the stroke direction.



Practice by tracing the words.
Then write the words.


Name _____

lion


lollipop

lick

Lori



L




Write the phrase.

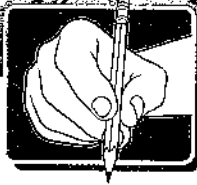
Name _____

Little Lori

likes lions




Write the sentence.

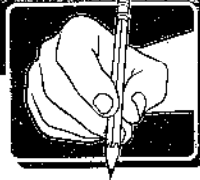


Name _____

Little Lori likes lions and
lollipops.


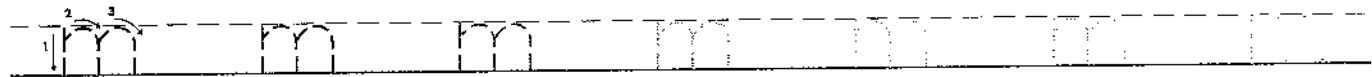

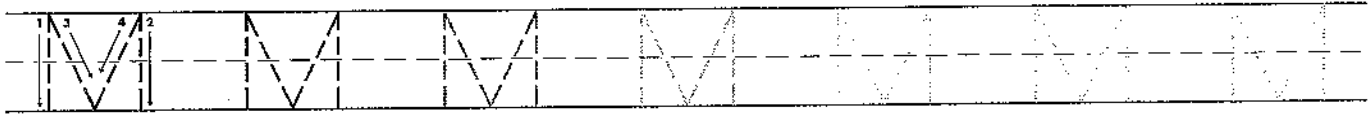


Mm

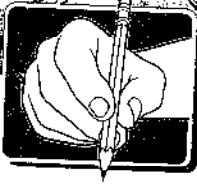


Practice by tracing the letter.
Then write the letter.

Name _____



Practice by tracing the words.
Then write the words.




Name _____

monkey

mushroom

moon

Megan



Mm

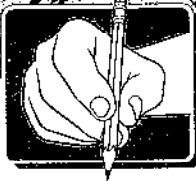



Write the phrase.

Name _____

Mommy monkeys

Megan's mushrooms




Write the sentence.

Name _____

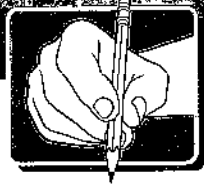
Mommy monkeys mash

Megan's mushrooms.

Blank handwriting lines for practice.







Nn



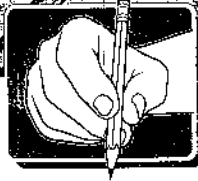
Practice by tracing the letter.
Then write the letter.

Name _____





Practice by tracing the words.
Then write the words.



Name _____

newt

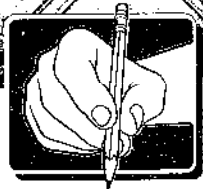
nest

note

Nebraska



Nn



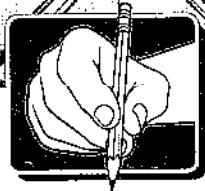
Write the phrase.

Name _____

Nine newts

no nest

Write the sentence.

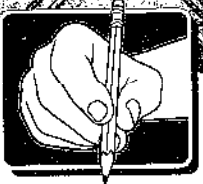


Name _____

Nine newts have no nest.




Handwriting practice lines consisting of a solid top line, a dashed middle line, and a solid bottom line. There are 10 sets of these lines available for writing.





Name _____

Practice by tracing the letter.
Then write the letter.



Practice by tracing the words.
Then write the words.




Name _____

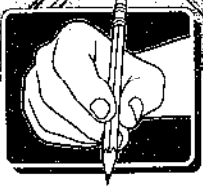
ostrich

octopus

olive

Olivia



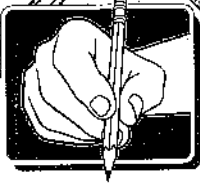
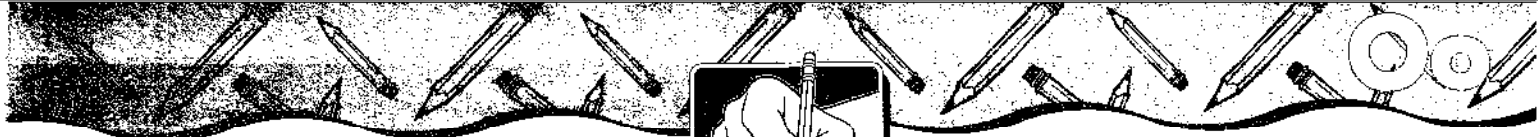


Write the phrase.

Name _____

Olivia owns


one ostrich



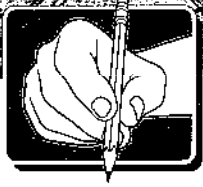
Write the sentence.

Name _____

Olivia owns one ostrich and
one octopus.



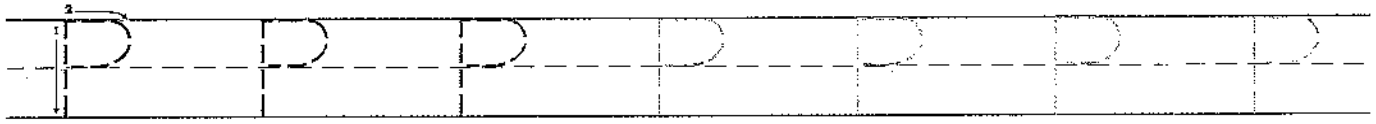


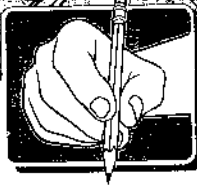
Pp



Practice by tracing the letter.
Then write the letter.

Name _____





Practice by tracing the words.
Then write the words.

Name _____

penguin

pizza

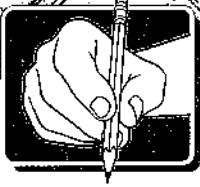
pencil

puppy



Pp

Write the phrase.

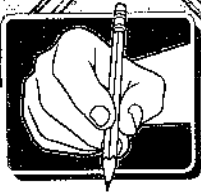


Name _____

puppy plays

pretty pool

Write the sentence.

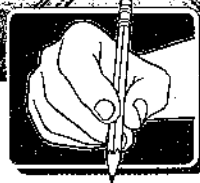


Name _____

The puppy plays in the
pretty pool.


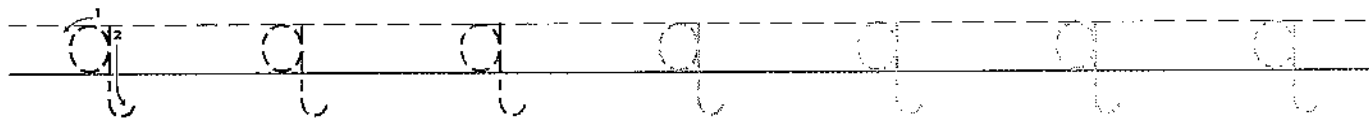

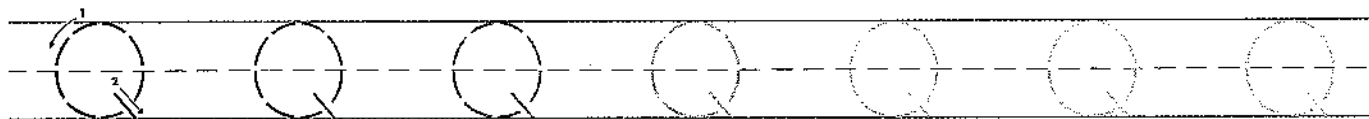


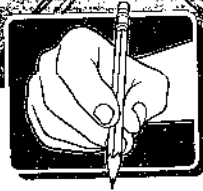
Qq



Practice by tracing the letter.
Then write the letter.

Name _____





Practice by tracing the words.
Then write the words.

Name _____

quail

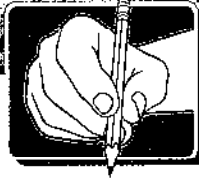
queen

quarter

quit



Qq

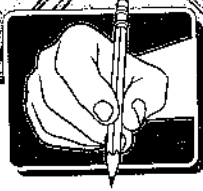


Write the phrase.

Name _____

quiet queen

quits quarreling



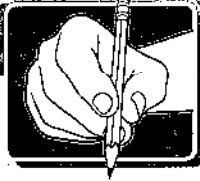
Write the sentence.

Name _____

The quiet queen quits
quarreling.






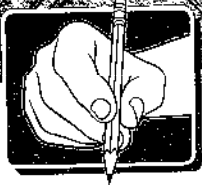
Rr



Name _____

Practice by tracing the letter.
Then write the letter.





Name _____


Practice by tracing the words.
Then write the words.

rabbit

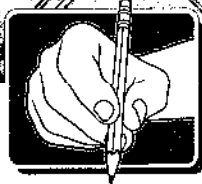
ribbon

race

runs



Rr

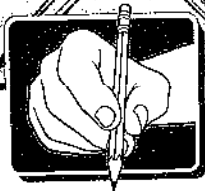


Write the phrase.

Name _____

rabbits run


road race



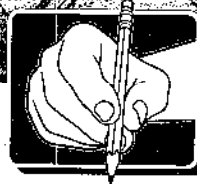
Write the sentence.

Name _____

Rowdy rabbits run a road
race.



Ss

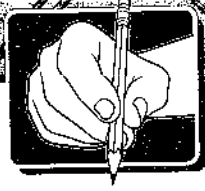


Practice by tracing the letter.
Then write the letter.

Name _____

S S S S S S S

S S S S S S S



Practice by tracing the words.
Then write the words.

Name _____

sea

sun

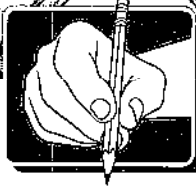
shell

seven



Ss

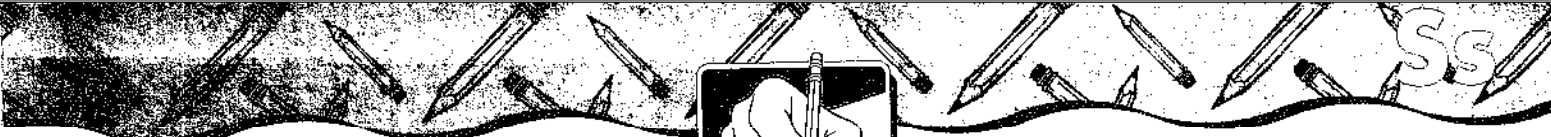
Write the phrase.



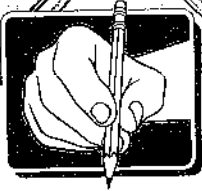
Name _____

Seven shells

soft sunshine



Write the sentence.




Name _____

Seven shells shine in the soft
sunshine.



Practice by tracing the letter.
Then write the letter.

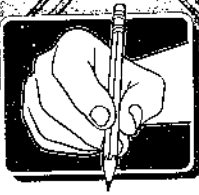


Name _____

Tracing practice for the uppercase letter 'T'. The first row shows a 'T' with stroke order indicators: a vertical line labeled '1' and a horizontal top bar labeled '2'. This is followed by several rows of handwriting lines (top solid, middle dashed, bottom solid) with vertical dashed lines for tracing. Below these are several more rows of empty handwriting lines for independent practice.

Tracing practice for the lowercase letter 't'. The first row shows a 't' with stroke order indicators: a vertical line labeled '1' and a horizontal crossbar labeled '2'. This is followed by several rows of handwriting lines (top solid, middle dashed, bottom solid) with vertical dashed lines for tracing. Below these are several more rows of empty handwriting lines for independent practice.

Practice by tracing the words.
Then write the words.




Name _____

turtle

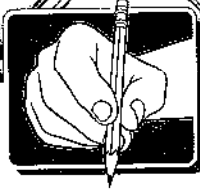
tiger

tie

teach



Tt

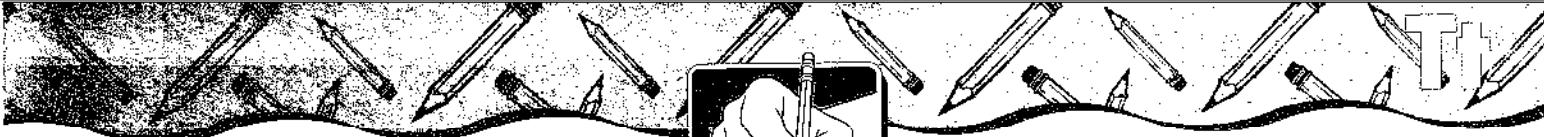


Write the phrase.

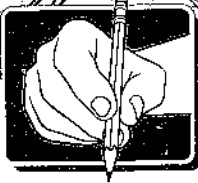
Name _____

Ten turtles

teach tigers




Write the sentence.

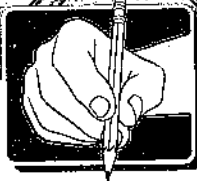


Name _____

Ten turtles teach tigers.




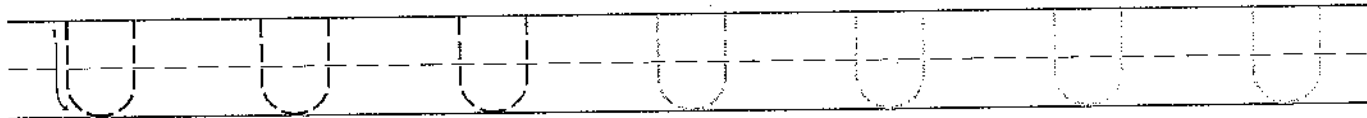


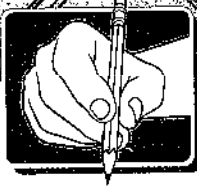
Uu



Name _____

Practice by tracing the letter.
Then write the letter.





Practice by tracing the words.
Then write the words.

Name _____

umpire

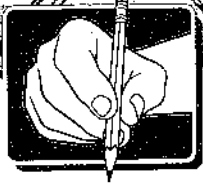
umbrella

under

unhappy



Uu

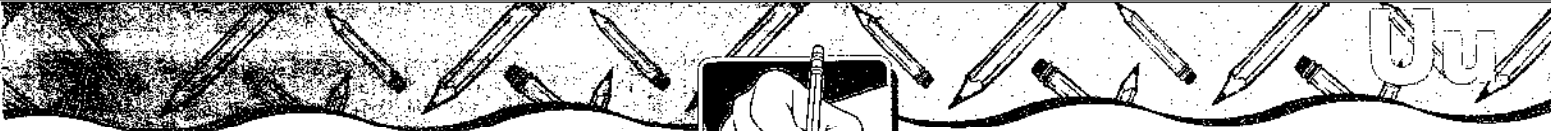


Write the phrase.

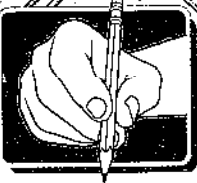
Name _____

Unhappy umpires

ugly umbrellas



Write the sentence.

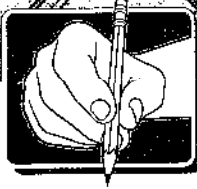


Name _____

Unhappy umpires use ugly
umbrellas.


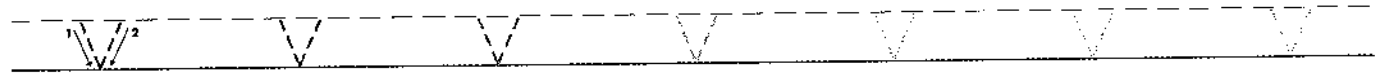

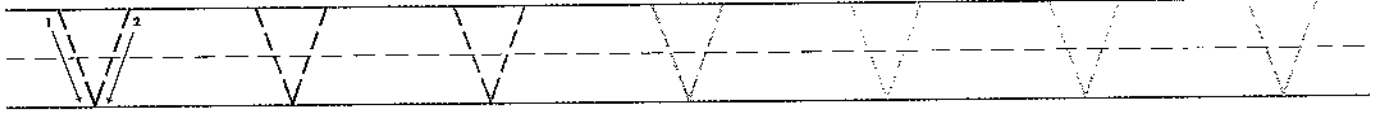


Vv

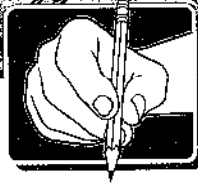


Practice by tracing the letter.
Then write the letter.

Name _____



Practice by tracing the words.
Then write the words.




Name _____

vulture

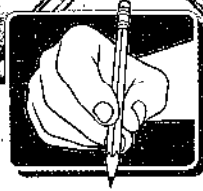
violin

vest

van



Vv



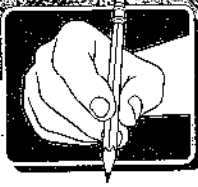
Write the phrase.

Name _____

Vultures in vests

play violins

Write the sentence.

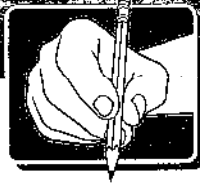


Name _____

Vultures in vests play violins.




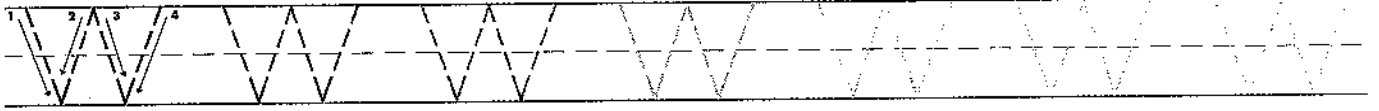



Ww



Practice by tracing the letter.
Then write the letter.

Name _____





Name _____

Practice by tracing the words.
Then write the words.

whale

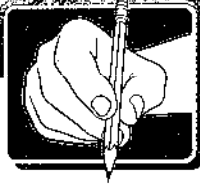
walrus

water

wishes



Ww



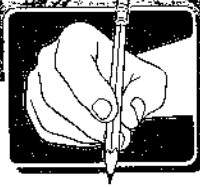
Write the phrase.

Name _____

walrus wishes


warm water

Write the sentence.

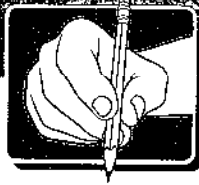


Name _____

A walrus wishes for warm
water.



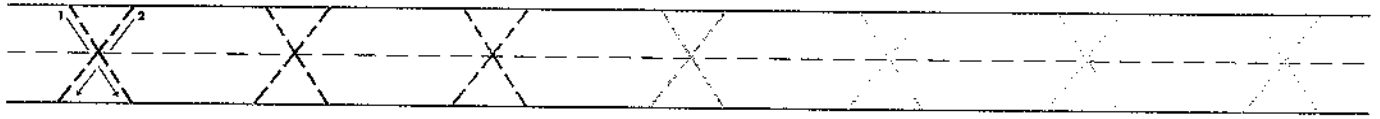


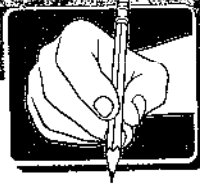
Xx



Practice by tracing the letter.
Then write the letter.

Name _____





Practice by tracing the words.
Then write the words.


Name _____

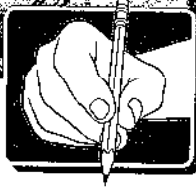
X-ray

Xylophone

Max

Extra





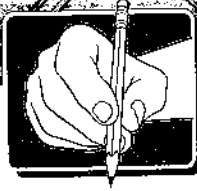
Write the phrase.

Name _____

extra saxophone


extra xylophone

Write the sentence.

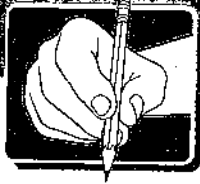


Name _____

Max got extra xylophones
and saxophones.


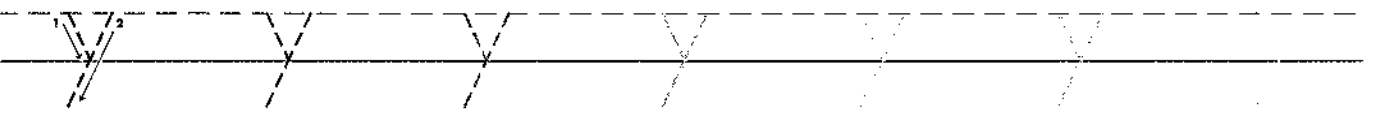

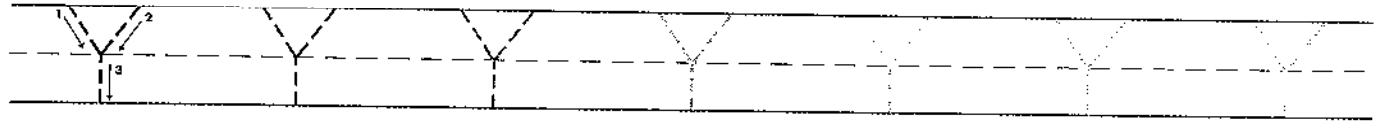


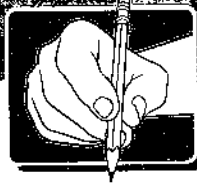
Yy



Practice by tracing the letter.
Then write the letter.

Name _____





Practice by tracing the words.
Then write the words.


Name _____

yak

yo-yo

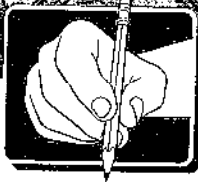
yarn

your



Yy

Write the phrase.

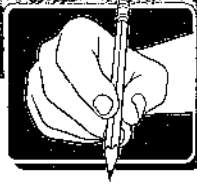


Name _____

Your yak


Yellow yo-yo

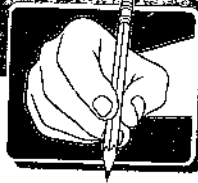
Write the sentence.



Name _____




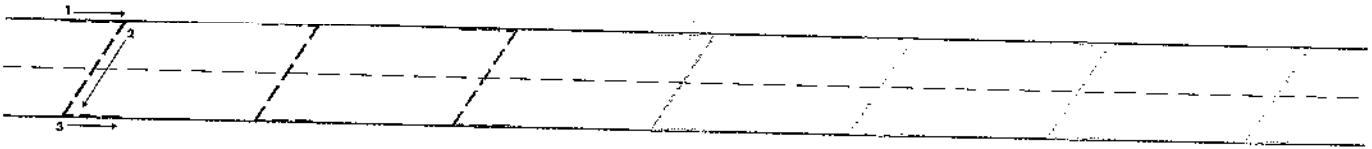
Your yak plays with a
yellow yo-yo.

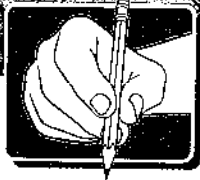




Practice by tracing the letter.
Then write the letter.

Name _____





Practice by tracing the words.
Then write the words.


Name _____

zebra

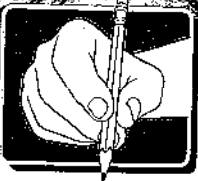
zipper

zoo

zigzag



Write the phrase.

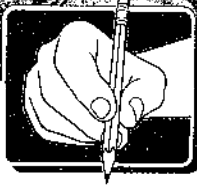


Name _____

zany zebras


zigzag zoo

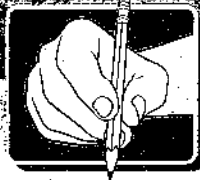
Write the sentence.



Name _____

Zany zebras zigzag through
the zoo.





Name _____

Practice by tracing the words and numbers. Then write the words and numbers.

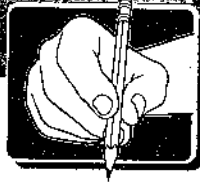
one

two 2

three 3

four 4

five 5



Practice by tracing the words and numbers. Then write the words and numbers.

Name _____

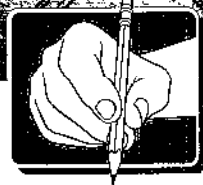
six 6

seven 7

eight 8

nine 9

ten 10



Name _____

Practice by tracing the words and numbers. Then write the words and numbers.


eleven

twelve

thirteen

fourteen

fifteen



Practice by tracing the words and numbers. Then write the words and numbers.

Name _____

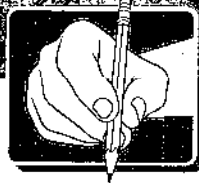
sixteen | 6

seventeen | 7

eighteen | 8

nineteen | 9

twenty | 20



Complete these sentences:

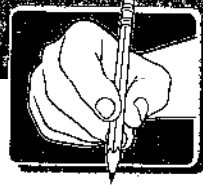
Name _____

I have _____ people in my
family.

I have _____ students
in my classroom.

I go to school at _____ o'clock.

For an afterschool snack,
I eat _____ grapes.



Practice by tracing the words.
Then write the words.

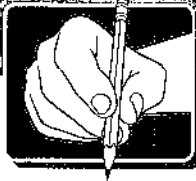
Name _____

square

circle

rectangle

oval



Name _____


Practice by tracing the words.
Then write the words.

red

blue

yellow

orange



Practice by tracing the words.
Then write the words.

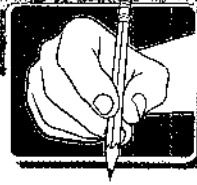
Name _____

black

white

purple

pink



Practice by tracing the words.
Then write the words.

Name _____

brown

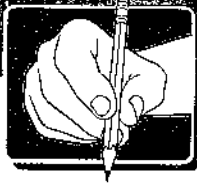
gray

green

Complete this sentence:

My favorite color

is _____.



Practice by tracing the words and abbreviations. Then write the words and abbreviations.

Name _____

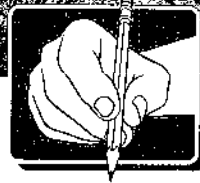
Sunday

Sun.

Monday

Mon.

Days of the Week and Abbreviations



Name _____

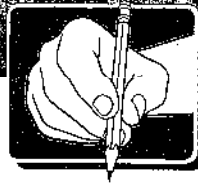
Practice by tracing the words and abbreviations. Then write the words and abbreviations.

Tuesday

Tues.

Wednesday

Wed.



Practice by tracing the words and abbreviations. Then write the words and abbreviations.

Name _____

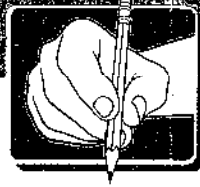
Thursday

Thurs.

Friday

Fri.

Days of the Week and Abbreviations



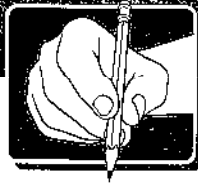
Name _____

Practice by tracing the words and abbreviations. Then write the words and abbreviations.

Saturday

Sat.

Today



Complete these sentences:

Name _____

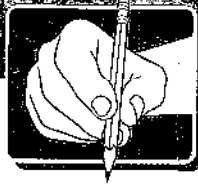
Today is _____.

My birthday is _____.

The 100th day of school
is _____.

The Fourth of July is
celebrated on _____.

Months of the Year and Abbreviations



Name _____

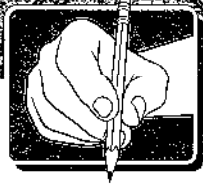
Practice by tracing the words and abbreviations. Then write the words and abbreviations.

January

Jan.

February

Feb.



Practice by tracing the words and abbreviations. Then write the words and abbreviations.

Name _____

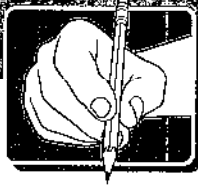
March

Mar.

April

Apr.

Months of the Year and Abbreviations



Name _____

Practice by tracing the words and abbreviations. Then write the words and abbreviations.

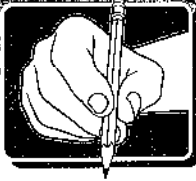
May

June

July

August

Aug.



Practice by tracing the words and abbreviations. Then write the words and abbreviations.

Name _____

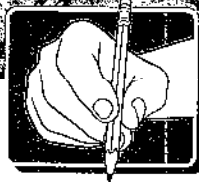
September

Sept.

October

Oct.

Months of the Year and Abbreviations



Name _____

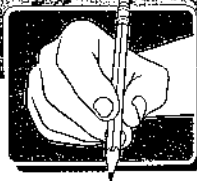
Practice by tracing the words and abbreviations. Then write the words and abbreviations.

November

Nov.

December

Dec.



Practice by tracing the words.
Then write the words.

Name _____

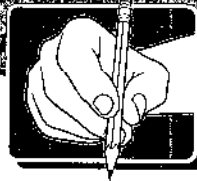
winter

spring

summer

fall

Weather Words



Practice by tracing the words.
Then write the words.

Name _____

snow

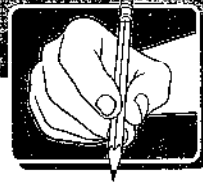
rain

sunshine

sleet

Complete this sentence:

Outside I see _____.



Complete these sentences:

Name _____

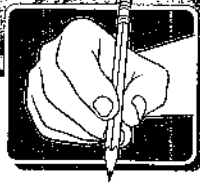
Snow falls in _____.

Flowers bloom in _____.

In the _____,

we go swimming.

In the _____, leaves fall.



Name _____

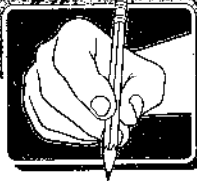
Practice by tracing the words.
Then write the words.

Halloween

Easter

Fourth of July

Hanukkah



Practice by tracing the words.
Then write the words.

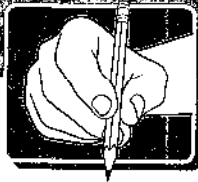
Name _____

Christmas

Thanksgiving

Kwanza

Happy Birthday



Practice by tracing the words.
Then write the words.

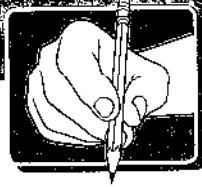
Name _____

gym

playground

classroom

principal's office



Practice by tracing the words.
Then write the words.

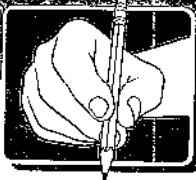
Name _____

math

music

art

gym



Practice by tracing the words.
Then write the words.

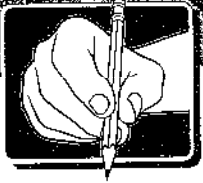
Name _____

science

spelling

social studies

writing



Practice by tracing the words.
Then write the words.

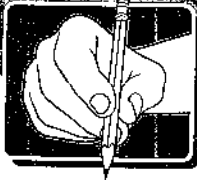
Name _____

teacher

aide

nurse

principal



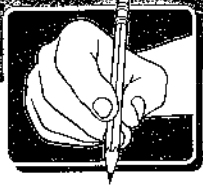
Complete these sentences:

Name _____

My teacher's name is _____.

My school is called _____.

My classroom is _____.



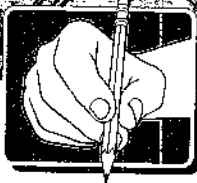
Complete these sentences:

Name _____

My principal's name is _____

My favorite subject is _____

I am in grade _____.



Name _____

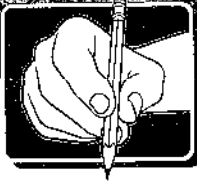
Practice by tracing the words.
Then write the words.

pencil

book

folder

paper



Practice by tracing the words.
Then write the words.


Name _____

awesome

excellent

way to go

great



Practice by tracing the words.
Then write the words.

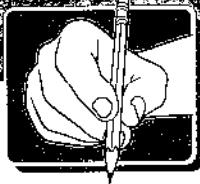
Name _____

stop

go

caution

Complete these sentences:

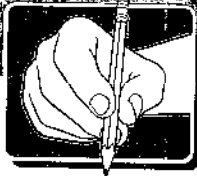


Name _____

A _____ light means go.

A _____ light means stop.

A _____ light means
caution.



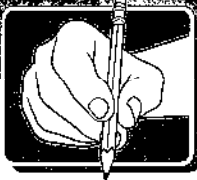
Name _____

Practice by tracing the words.
Then write the words.

Mother

Father

Mom



Practice by tracing the words.
Then write the words.

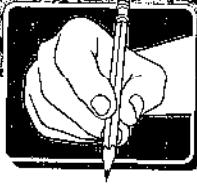
Name _____

Dad

Grandma

Grandpa

Family Words



Practice by tracing the words.
Then write the words.

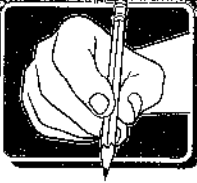
Name _____

aunt

uncle

brother

sister

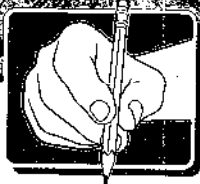


Write the names of the people
in your family.

Name _____

Handwriting practice area consisting of 10 sets of horizontal lines. Each set includes a solid top line, a dashed middle line, and a solid bottom line, providing a guide for letter height and placement.

Neighborhood Words



Practice by tracing the words.
Then write the words.

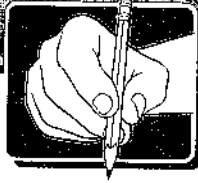
Name _____

street

road

store

theater



Practice by tracing the words.
Then write the words.

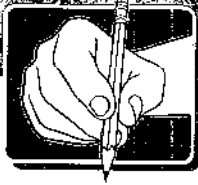
Name _____

apartment

library

office

park



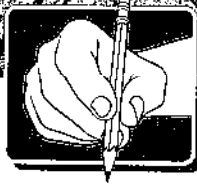
Complete these sentences:

Name _____

I live in a _____.

My address is _____

Write a sentence about your neighborhood:



Practice by tracing the words.
Then write the words.


Name _____

country

city

state

town



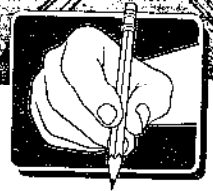
Complete these sentences:

Name _____

My country is _____

My state is _____

My town is _____



Practice by tracing the words.
Then write the words.

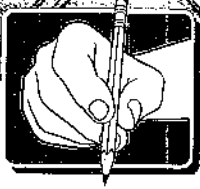
Name _____

bread

meat

vegetable

fruit



Name _____

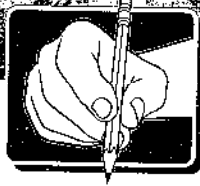
Practice by tracing the words.
Then write the words.

soup

sandwich

cake

ice cream



Complete these sentences:

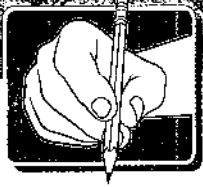
Name _____

My favorite foods are:

If I had a restaurant,

this would be my menu:

Direction Words



Practice by tracing the words.
Then write the words.


Name _____

right

left

up

down



Practice by tracing the words.
Then write the words.

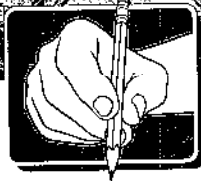
Name _____

over

under

beside

behind



Name _____

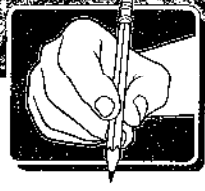
Practice by tracing the words.
Then write the words.

soccer

football

baseball

golf



Practice by tracing the words.
Then write the words.

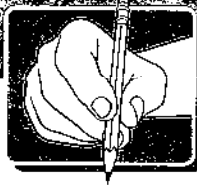
Name _____

basketball

swimming

volleyball

karate



Name _____

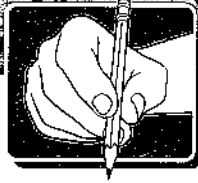
Practice by tracing the words.
Then write the words.

goal

point

team

run



Practice by tracing the words.
Then write the words.

Name _____

coach

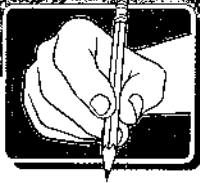
score

guard

Complete this sentence:

My favorite sport is

Money Words



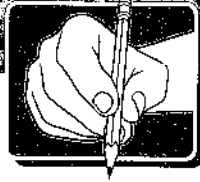
Practice by tracing the words.
Then write the words.

Name _____

dollar \$

cents ¢

penny 1¢



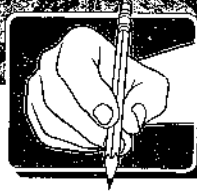
Practice by tracing the words.
Then write the words.

Name _____

nickel 5¢

dime 10¢

quarter 25¢



Name _____

Write the correct word under
the correct coin.











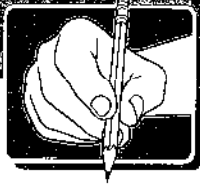












Practice by tracing the words.
Then write the words.

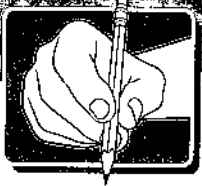
Name _____

run

swim

jump

fly



Name _____

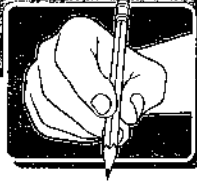
Practice by tracing the words.
Then write the words.

sing

read

play

study



Practice by tracing the words.
Then write the words.

Name _____

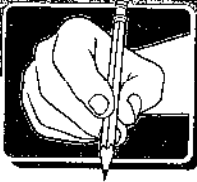
big

long

tall

good

Comparison Adjectives




Name _____


Write the correct adjective next to the picture.

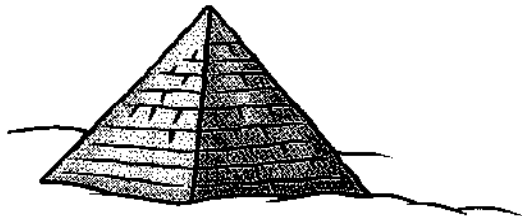
tall

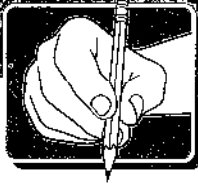
taller

tallest










Write the correct adjective next to the picture.


Name _____


big

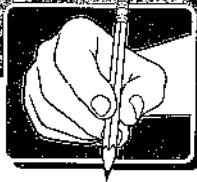
bigger

biggest









Name _____

Write the correct adjective next to the picture.


small

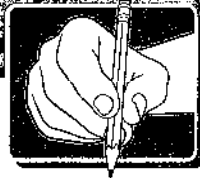
smaller

smallest









Write the correct adjective next to the picture.

Name _____

long

longer

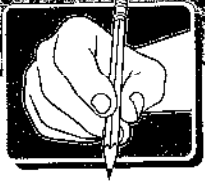
longest







Comparison Adjectives



Name _____


Write the correct adjective next to the picture.


good

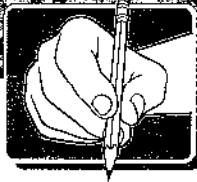
better

best









Write the correct comparative adjective in the blank.

Name _____

I had the _____ time ever.
(good)

David is _____ than
(tall)

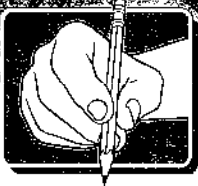
Susan.

It was the _____
(small)

kitten I had ever seen.

I ate the _____
(big)

ice cream sundae.



Name _____

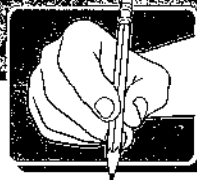
Practice by tracing the words.
Then write the words.

Dear

Thank you

Sincerely

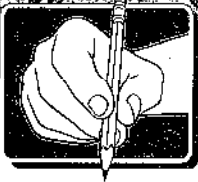
Your friend



Practice writing a thank-you note.

Name _____

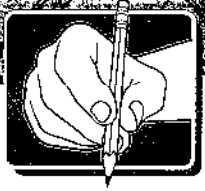
Handwriting practice area with multiple sets of three horizontal lines (top solid, middle dashed, bottom solid) for writing.



Practice writing a letter.

Name _____

Handwriting practice lines consisting of 10 sets of horizontal lines. Each set includes a solid top line, a dashed middle line, and a solid bottom line, providing a guide for letter height and placement.

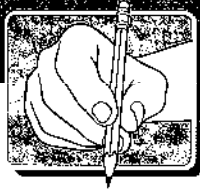


Practice addressing an envelope.

Name _____

Handwriting practice area consisting of 10 sets of horizontal lines. Each set includes a solid top line, a dashed middle line, and a solid bottom line, providing a guide for letter height and placement.

Aa

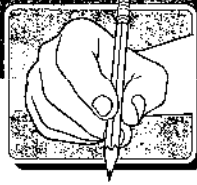


Practice by tracing the letter.
Then write the letter.

Name _____

A A A A A

a a a a a



Practice by tracing the words.
Then write the words.


Name _____

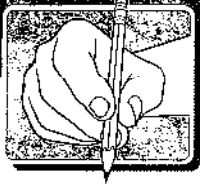
an

and

animals

April



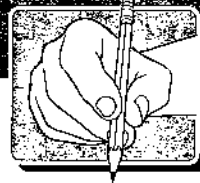


Write the phrase.

Name _____

Arctic animals


act amusingly



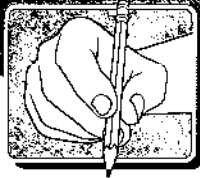
Write the sentence.

Name _____

Arctic animals
act amusingly.



Bb



Practice by tracing the letter.
Then write the letter.

Name _____

B

B

B

B

B

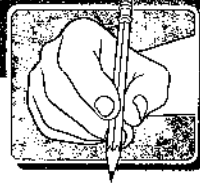
b

b

b

b

b



Practice by tracing the words.
Then write the words.


Name _____

big

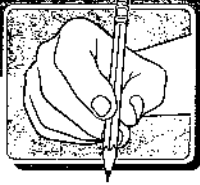
boy

babble

baboon



Bb

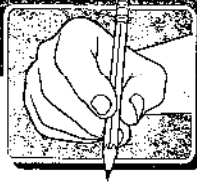


Write the phrase.

Name _____

Big baboons

break balloons




Write the sentence.

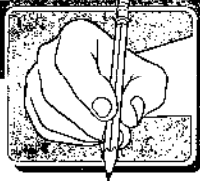
Name _____

Big baboons

break balloons.




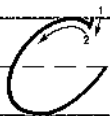



Cc



Practice by tracing the letter.
Then write the letter.

Name _____





Practice by tracing the words.
Then write the words.


Name _____

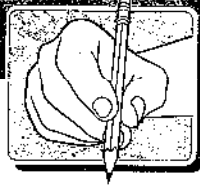
can

candy

cool

count





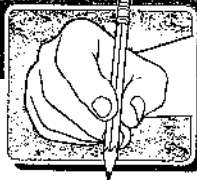
Write the phrase.

Name _____

Cool crocodiles


count coconuts

Write the sentence.

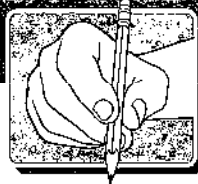


Name _____

Cool crocodiles
count coconuts.





Dd



Practice by tracing the letter.
Then write the letter.

Name _____





Practice by tracing the words.
Then write the words.


Name _____

do

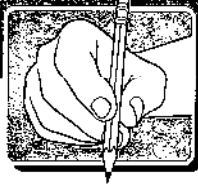
dog

dandelions

donuts



Dd

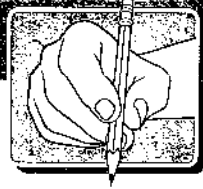


Write the phrase.

Name _____

Dogs deliver


*dandelions and
donuts*



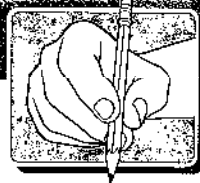
Write the sentence.

Name _____

Dogs deliver
dandelions and
donuts.



Ee



Practice by tracing the letter.
Then write the letter.

Name _____

E

E

E

E

E

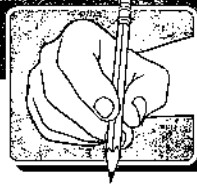
e

e

e

e

e



Practice by tracing the words.
Then write the words.


Name _____

each

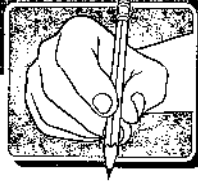
eat

eels

eighty



Ee

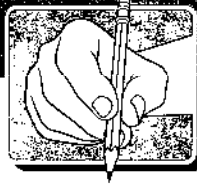


Write the phrase.

Name _____

Electric eels


eat excitedly



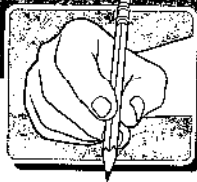
Write the sentence.

Name _____

Electric eels eat
excitedly.



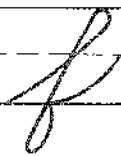
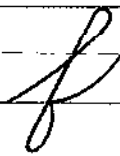
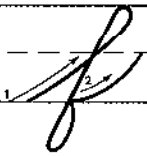
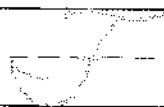


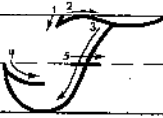


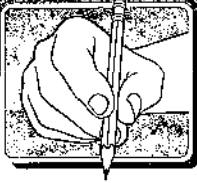
Ff



Practice by tracing the letter.
Then write the letter.

Name _____





Practice by tracing the words.
Then write the words.


Name _____

far

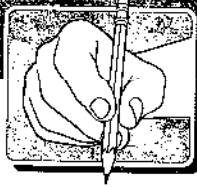
fat

fluff

feast



Ff

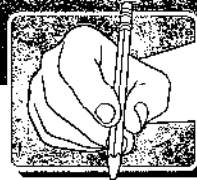


Write the phrase.

Name _____

Flamingos fluff


fancy feathers



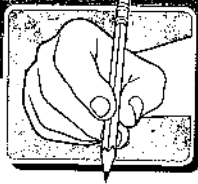
Write the sentence.

Name _____

Flamingos fluff
fancy feathers.

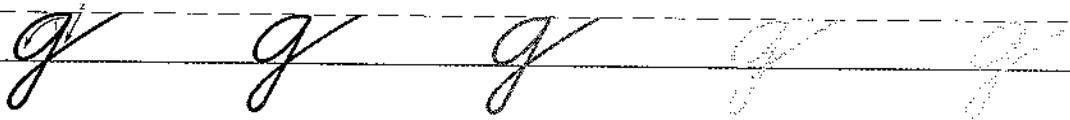
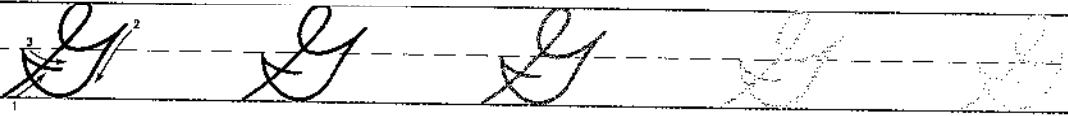


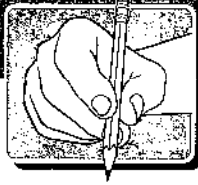
Gg



Practice by tracing the letter.
Then write the letter.

Name _____





Practice by tracing the words.
Then write the words.

Name _____

gag

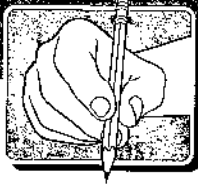
gift

good

giggle



Gg



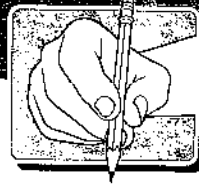
Write the phrase.

Name _____

Giggling gophers

gag gifts

Write the sentence.

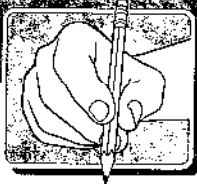


Name _____

Giggling gophers
give gag gifts.





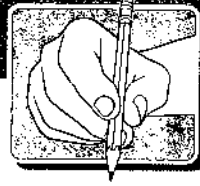
Hh



Practice by tracing the letter.
Then write the letter.

Name _____





Practice by tracing the words.
Then write the words.


Name _____

his

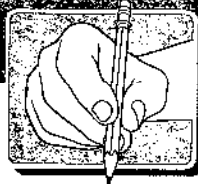
happy

he

hello



Hh

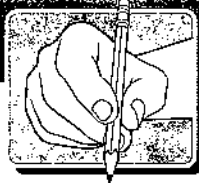


Write the phrase.

Name _____

Happy hippos


hang hammocks

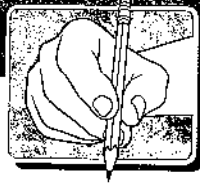


Write the sentence.

Name _____



Happy hippos
hang in their
hammocks.

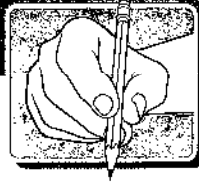




Practice by tracing the letter.
Then write the letter.

Name _____





Practice by tracing the words.
Then write the words.


Name _____

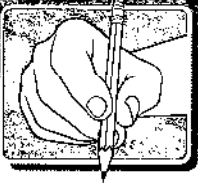
if

in

idea

itch



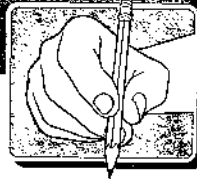


Write the phrase.

Name _____

Insects itch


in infield



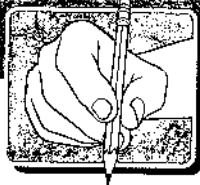
Write the sentence.

Name _____

Insects itch in
the infield.





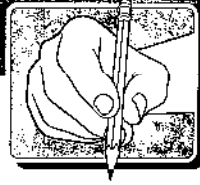
Jj



Practice by tracing the letter.
Then write the letter.

Name _____





Practice by tracing the words.
Then write the words.

Name _____

jam

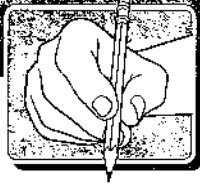
job

jazz

junk



Jj

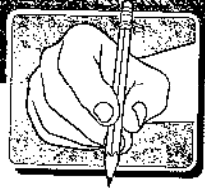


Write the phrase.

Name _____

Juggling jaguars

to jazz



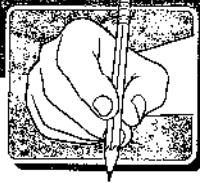
Write the sentence.

Name _____

Juggling jaguars
jam to jazz.



Kk



Practice by tracing the letter.
Then write the letter.

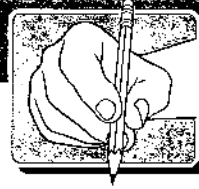
Name _____

K K K K K

Blank handwriting practice lines consisting of a solid top line, a dashed middle line, and a solid bottom line.

k k k k k

Blank handwriting practice lines consisting of a solid top line, a dashed middle line, and a solid bottom line.



Practice by tracing the words.
Then write the words.


Name _____

kid

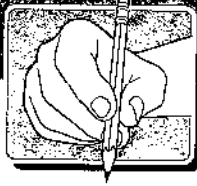
key

Kick

keep



Kk

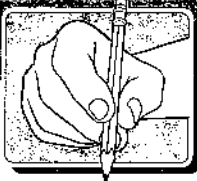


Write the phrase.

Name _____

Kooky kangaroos


kick karate

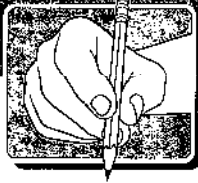


Write the sentence.

Name _____

*Kooky kangaroos
kick in karate.*






Practice by tracing the letter.
Then write the letter.

Name _____

L L L l l

L l L l L l



Practice by tracing the words.
Then write the words.


Name _____

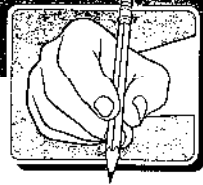
low

land

lamb

little



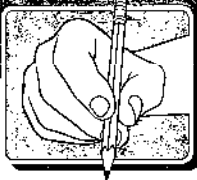


Write the phrase.

Name _____

Little lambs


lemon lollipops



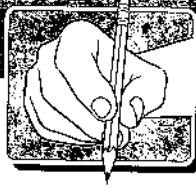
Write the sentence.

Name _____

*Little lambs lick
lemon lollipops.*



Mm



Practice by tracing the letter.
Then write the letter.

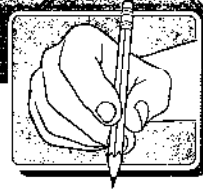
Name _____

M M M M M

Blank handwriting practice lines consisting of a solid top line, a dashed middle line, and a solid bottom line.

m m m m m

Blank handwriting practice lines consisting of a solid top line, a dashed middle line, and a solid bottom line.



Practice by tracing the words.
Then write the words.


Name _____

mad

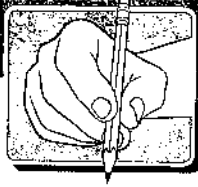
milk

monkeys

merry



Mm

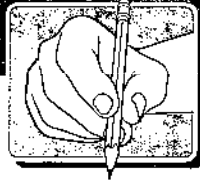


Write the phrase.

Name _____

Merry monkeys


make marmalade



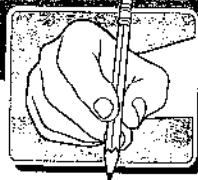
Write the sentence.

Name _____

Merry monkeys
make marmalade.



Nn

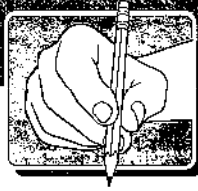


Practice by tracing the letter.
Then write the letter.

Name _____

N N N N N

n n n n n



Practice by tracing the words.
Then write the words.


Name _____

map

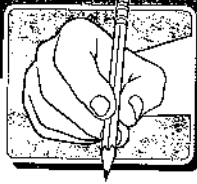
name

near

night



Nn

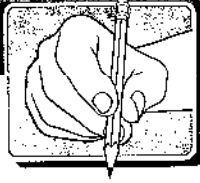


Write the phrase.

Name _____

Naughty gnats


never nap



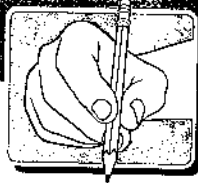
Write the sentence.

Name _____

Naughty gnats
never nap at
night.




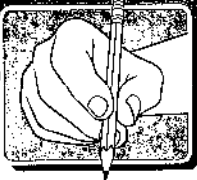
Oo



Practice by tracing the letter.
Then write the letter.

Name _____





Practice by tracing the words.
Then write the words.


Name _____

out

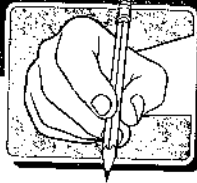
often

once

order




Write the phrase.



Name _____

Ostriches often


onion omelettes



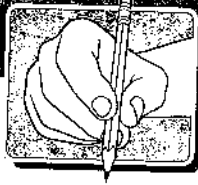
Write the sentence.

Name _____

Ostriches often
order onion
omelettes.


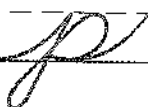
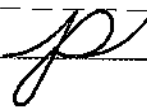




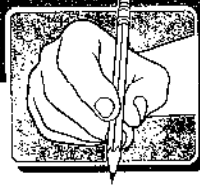
Pp



Practice by tracing the letter.
Then write the letter.

Name _____





Practice by tracing the words.
Then write the words.


Name _____

pan


pet

pick

paper



Pp

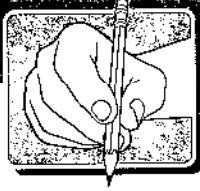


Write the phrase.

Name _____

Pandas paint


pictures paper




Write the sentence.

Name _____

Pandas paint
pictures on paper.



Qq



Practice by tracing the letter.
Then write the letter.

Name _____

Q

Q

Q

Q

Q

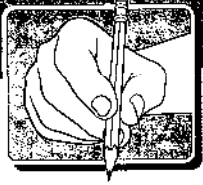
q

q

q

q

q



Practice by tracing the words.
Then write the words.


Name _____

quit

quick

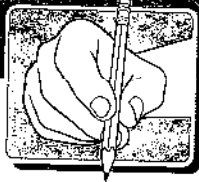
quart

quiet



Qq

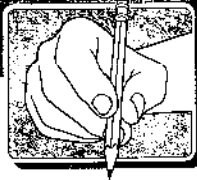
Write the phrase.



Name _____

Quick quails


unique quarter



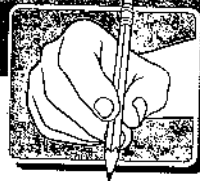
Write the sentence.

Name _____

Quick quails
quarrel over a
unique quarter.



Rr

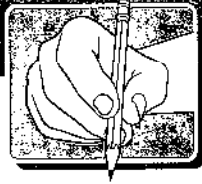


Practice by tracing the letter.
Then write the letter.

Name _____

R R R R R

r r r r r



Practice by tracing the words.
Then write the words.



Name _____

rat

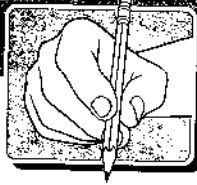
run

rear

road



Rr

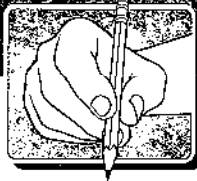


Write the phrase.

Name _____

Raccoons run


red cars

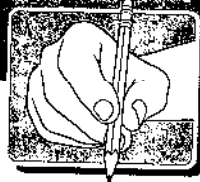


Write the sentence.

Name _____

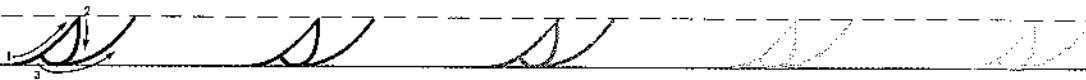

Raccoons run
races in red cars.

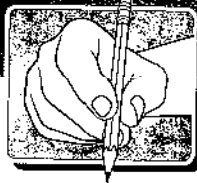




Practice by tracing the letter.
Then write the letter.

Name _____





Practice by tracing the words.
Then write the words.


Name _____

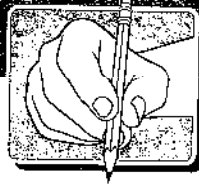
sell

sing

stand

stow



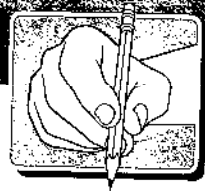


Write the phrase.

Name _____

Standing storks


sing swans

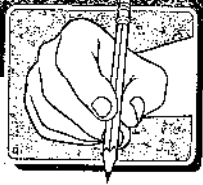


Write the sentence.

Name _____



Standing storks
sing with swans.

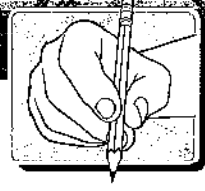




Practice by tracing the letter.
Then write the letter.

Name _____





Practice by tracing the words.
Then write the words.

Name _____

the

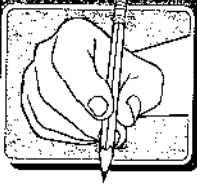
tip

told

twist



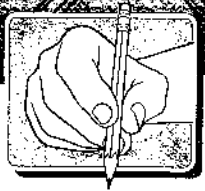
Write the phrase.



Name _____

Two tigers

tickle toes



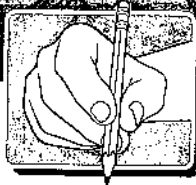
Write the sentence.

Name _____

Two tigers tickle
the other's toes.



Uu

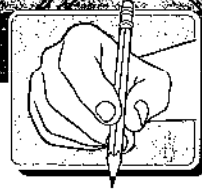


Practice by tracing the letter.
Then write the letter.

Name _____

U U U U U

u u u u u



Practice by tracing the words.
Then write the words.


Name _____

use

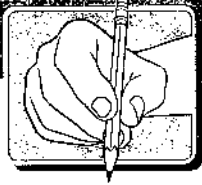
under

until

unhappy



Uu

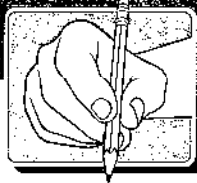


Write the phrase.

Name _____

Unicorns use


umbrellas under



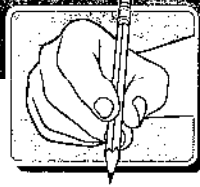
Write the sentence.

Name _____

Unicorns use
umbrellas under
thunder.



Vv

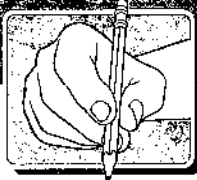


Practice by tracing the letter.
Then write the letter.

Name _____

V V V V V

v v v v v



Practice by tracing the words.
Then write the words.


Name _____

very

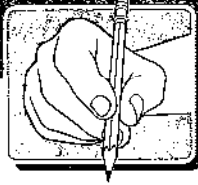
vote

wine

vest



Vv

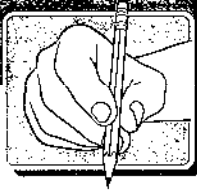


Write the phrase.

Name _____

Vultures vacuum


velvet vests



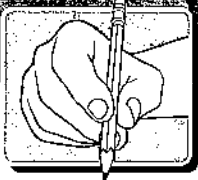
Write the sentence.

Name _____

Vultures vacuum
in velvet vests.



Ww



Practice by tracing the letter.
Then write the letter.

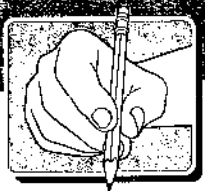
Name _____

W W W W W

Blank handwriting practice lines consisting of a solid top line, a dashed middle line, and a solid bottom line.

w w w w w

Blank handwriting practice lines consisting of a solid top line, a dashed middle line, and a solid bottom line.



Practice by tracing the words.
Then write the words.


Name _____

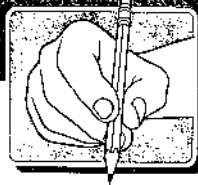
wet

west

wall

winter



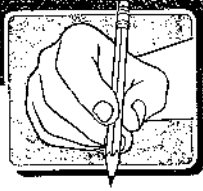


Write the phrase.

Name _____

Wet walruses


to win

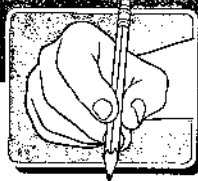


Write the sentence.

Name _____

Wet walruses
bowl to win.



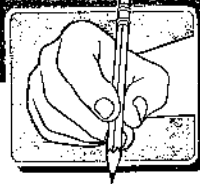


Practice by tracing the letter.
Then write the letter.

Name _____

X X X X X

x x x x x



Practice by tracing the words.
Then write the words.


Name _____

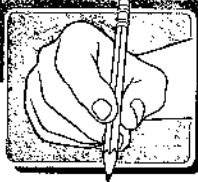
x-ray

box

extra

xylophone



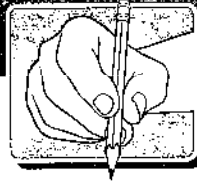


Write the phrase.

Name _____

x-ray boxes


with foxes



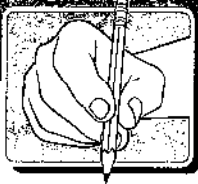
Write the sentence.

Name _____

Xandra x-rays
boxes with foxes.

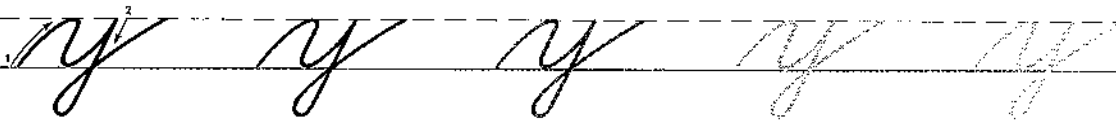



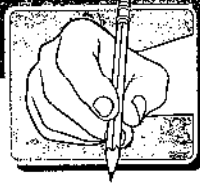
Yy



Practice by tracing the letter.
Then write the letter.

Name _____





Practice by tracing the words.
Then write the words.

Name _____

you

yard

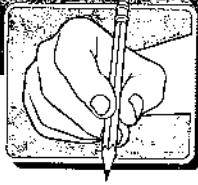
year

yellow



Yy

Write the phrase.

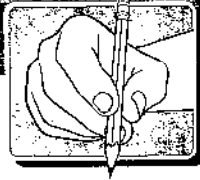


Name _____

Yaks yell

Yodel loudly

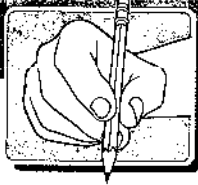
Write the sentence.



Name _____




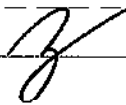
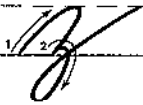




Yaks yell and
yodel loudly.

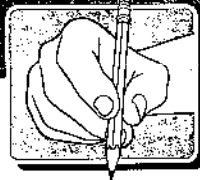




Practice by tracing the letter.
Then write the letter.

Name _____





Practice by tracing the words.
Then write the words.

Name _____

zero

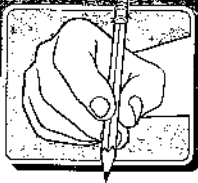
zoom

zone

zipper



Zz

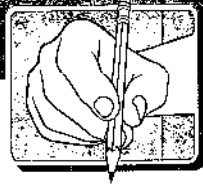


Write the phrase.

Name _____

zigzagging zebras

zip zoom

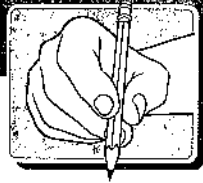


Write the sentence.

Name _____

*zigzagging zebras
zip and zoom.*





Practice by tracing the words and numbers. Then write the words and numbers.

Name _____

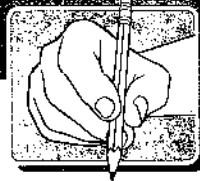
one 1

two 2

three 3

four 4

five 5



Practice by tracing the words and numbers. Then write the words and numbers.

Name _____

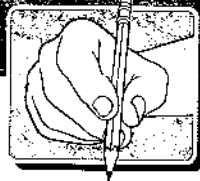
six 6

seven 7

eight 8

nine 9

ten 10



Practice by tracing the words and numbers. Then write the words and numbers.

Name _____

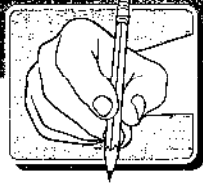
eleven 11

twelve 12

thirteen 13

fourteen 14

fifteen 15



Practice by tracing the words and numbers. Then write the words and numbers.

Name _____

sixteen 16

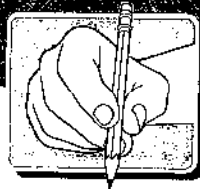
seventeen 17

eighteen 18

nineteen 19

twenty 20

Shape Words



Practice by tracing the words.
Then write the words.

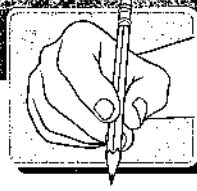
Name _____

square

circle

rectangle

oval



Practice by tracing the words.
Then write the words.

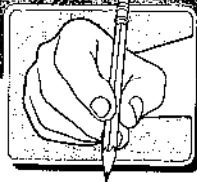
Name _____

red

blue

yellow

orange



Practice by tracing the words.
Then write the words.

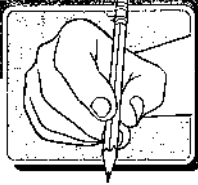
Name _____

black

white

purple

pink



Practice by tracing the words.
Then write the words.

Name _____

brown

gray

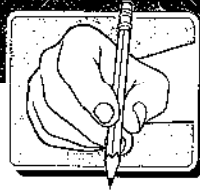
green

Complete this sentence:

My favorite color

is _____.

Days of the Week and Abbreviations



Name _____

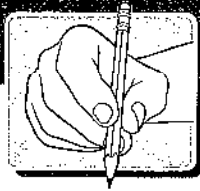
Practice by tracing the words and abbreviations. Then write the words and abbreviations.

Sunday

Sun.

Monday

Mon.



Practice by tracing the words and abbreviations. Then write the words and abbreviations.

Name _____

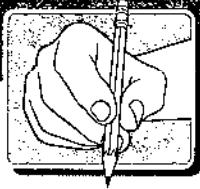
Tuesday

Tues.

Wednesday

Wed.

Days of the Week and Abbreviations



Name _____


Practice by tracing the words and abbreviations. Then write the words and abbreviations.

Thursday

Thurs.

Friday

Fri.



Practice by tracing the words and abbreviations. Then write the words and abbreviations.

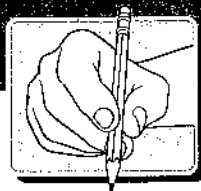
Name _____

Saturday

Sat.

Today

Months of the Year and Abbreviations



Name _____

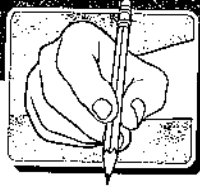
Practice by tracing the words and abbreviations. Then write the words and abbreviations.

January

Jan.

February

Feb.



Practice by tracing the words and abbreviations. Then write the words and abbreviations.

Name _____

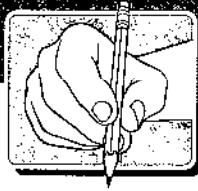
March

Mar.

April

Apr.

Months of the Year and Abbreviations



Name _____

Practice by tracing the words and abbreviations. Then write the words and abbreviations.

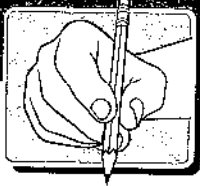
May

June

July

August

Aug.



Practice by tracing the words and abbreviations. Then write the words and abbreviations.

Name _____

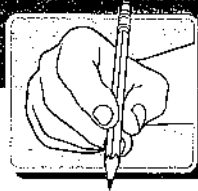
September

Sept.

October

Oct.

Months of the Year and Abbreviations



Name _____

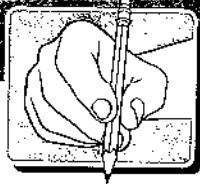
Practice by tracing the words and abbreviations. Then write the words and abbreviations.

November

Nov.

December

Dec.



Practice by tracing the words.
Then write the words.

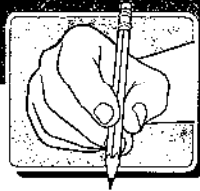
Name _____

winter

spring

summer

fall



Practice by tracing the words.
Then write the words.

Name _____

snow

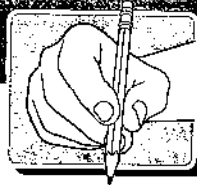
rain

sunshine

sleet

Complete this sentence:

Today we have



Practice by tracing the words.
Then write the words.

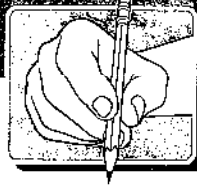
Name _____

Halloween

Easter

Fourth of July

Hanukkah



Practice by tracing the words.
Then write the words.

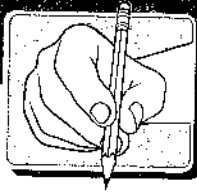
Name _____

Christmas

Thanksgiving

Kwanza

Happy Birthday



Practice by tracing the words.
Then write the words.

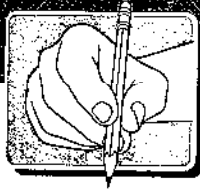
Name _____

gym

playground

classroom

principal's office



Practice by tracing the words.
Then write the words.

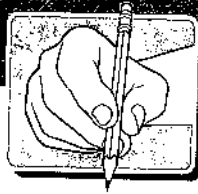
Name _____

math

music

art

gym



Practice by tracing the words.
Then write the words.


Name _____

science

spelling

social studies

writing



Practice by tracing the words.
Then write the words.

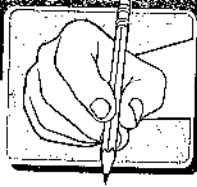
Name _____

teacher

aide

nurse

principal



Practice by tracing the words.
Then write the words.


Name _____

pencil

book

folder

paper



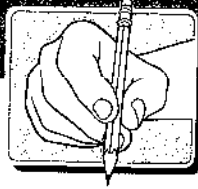
Practice by tracing the words.
Then write the words.

Name _____

stop

go

caution



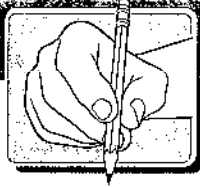
Practice by tracing the words.
Then write the words.

Name _____

Mother

Father

Mom



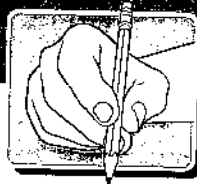
Practice by tracing the words.
Then write the words.

Name _____

Dad

Grandma

Grandpa



Practice by tracing the words.
Then write the words.

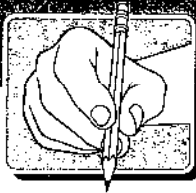
Name _____

aunt

uncle

brother

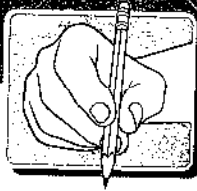
sister



Write the names of the people
in your family.

Name _____

Handwriting practice lines consisting of 15 sets of three horizontal lines: a solid top line, a dashed middle line, and a solid bottom line.



Practice by tracing the words.
Then write the words.

Name _____

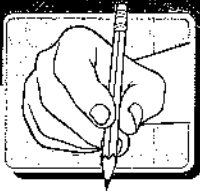
street

road

store

theater

Neighborhood Words



Practice by tracing the words.
Then write the words.

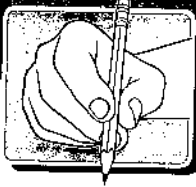
Name _____

apartment

library

office

park



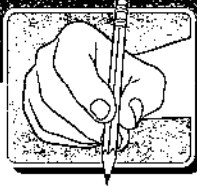
Complete these sentences:

Name _____

I live in a

My address is

Write a sentence about your neighborhood:



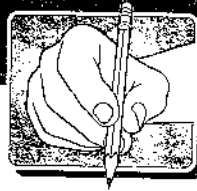
Practice by tracing the words.
Then write the words.

Name _____

dollar \$

cents ¢

penny / ¢



Practice by tracing the words.
Then write the words.


Name _____

nickel 5¢

dime 10¢

quarter 25¢

Money Words



Practice by tracing the words.
Then write the words.

Name _____












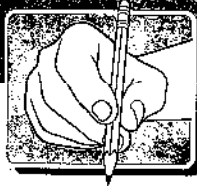












Practice by tracing the words.
Then write the words.

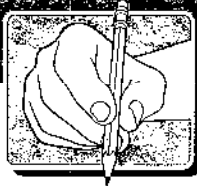
Name _____

run

swim

jump

fly



Name _____

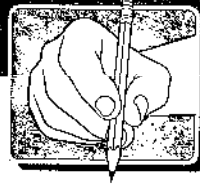
Practice by tracing the words.
Then write the words.

sing

read

play

study



Practice by tracing the words.
Then write the words.

Name _____


big

long

tall

good

Comparison Adjectives



Write the correct adjective next to the picture.

Name _____

tall

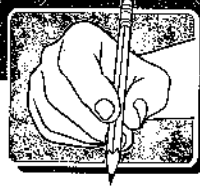
taller

tallest










Write the correct adjective next to the picture.


Name _____


big

bigger

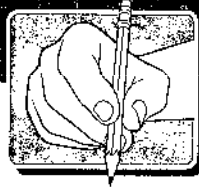
biggest







Comparison Adjectives




Write the correct adjective
next to the picture.

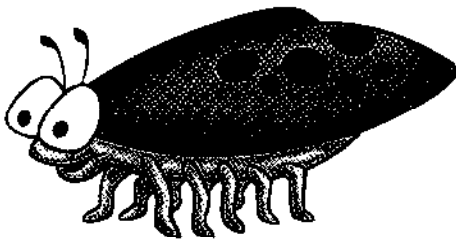
Name _____


small

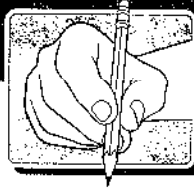
smaller

smallest









Write the correct adjective next to the picture.

Name _____

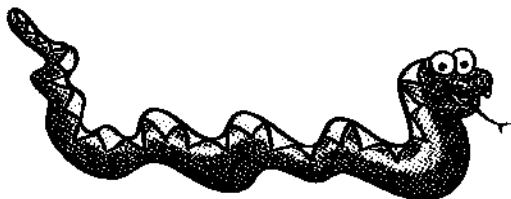
long

longer


longest







Comparison Adjectives




Name _____


Write the correct adjective next to the picture.


good

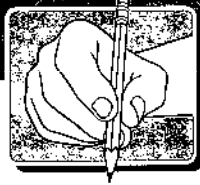
better

best









Write the correct comparative adjective in the blank.

Name _____

I had the _____

(good)

time ever.

David is _____

(tall)

than Susan.

It was the _____

kitten

(small)


I had ever seen.

I ate the _____

(big)

ice cream sundae.

"Writing a Letter" Words



Practice by tracing the words.
Then write the words.

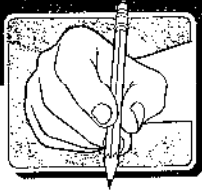
Name _____

Dear

Thank you

Sincerely

Your friend

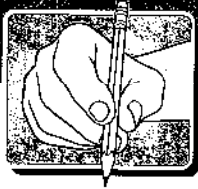


Practice writing a thank-you note.

Name _____

Handwriting practice lines consisting of solid top and bottom lines with a dashed middle line. There are 10 sets of these lines for writing practice.


Friendly Letter



Practice writing a letter
to your friend.

Name _____

Handwriting practice area consisting of 10 sets of horizontal lines. Each set includes a solid top line, a dashed middle line, and a solid bottom line, providing a guide for letter height and placement.



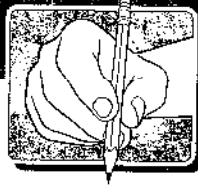
Practice by tracing the words.
Then write the words.

Name _____

dictionary

definition

alphabetical order



Practice by tracing the words.
Then write the words.

Name _____

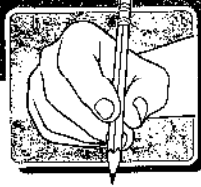
I

me

you

her

us



Practice by tracing the words.
Then write the words.

Name _____

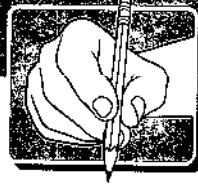
he

she

they

them

Contractions



Practice by tracing the words.
Then write the words.


Name _____

I'll

she'll

we'll

you'll



Practice by tracing the words.
Then write the words.

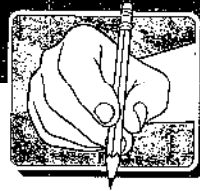
Name _____

sentence

paragraph

poem

story



Complete these sentences:

Name _____

At the end of a

_____ you

put a period.

A

has a main idea.

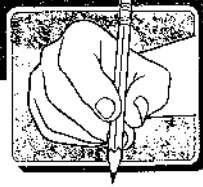
A does not

have to rhyme.

A has a

beginning, middle,

and end.



Practice by tracing the words.
Then write the words.

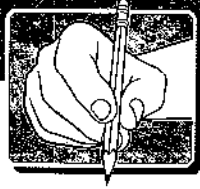
Name _____

fiction

nonfiction

biography

autobiography



Complete these sentences:

Name _____

A _____ book

tells about things

that really

happened.

A _____ book


tells a story

that is not real.

A _____

tells the story of

someone's life.



Practice by tracing the words.
Then write the words.

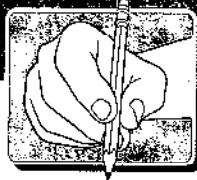
Name _____

add

subtract

multiply

divide



Practice by tracing the words.
Then write the words.

Name _____

sum

product

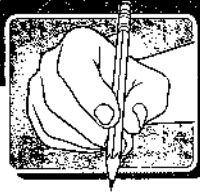
regrouping

Complete this sentence:

When you add,

the answer is

called a _____.



Practice by tracing the words.
Then write the words.

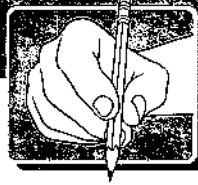
Name _____

one-half

one-fourth

one-eighth

three-quarters



Complete the sentence that best describes the picture:

Name _____

There is _____

glass of milk left.


The pizza is _____

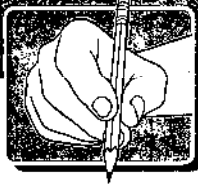
gone.

There is only _____

of the _____

pizza left.





Practice by tracing the words.
Then write the words.

Name _____

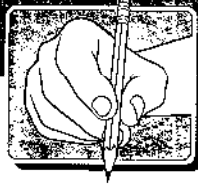
yard

inch

foot

mile

meter



Complete these sentences:


Name _____

There are three
feet in a _____.

There are twelve
_____ in a _____.

There are thirty-
six inches in a
_____.

There are 1760
yards in a _____.



Practice by tracing the words.
Then write the words.

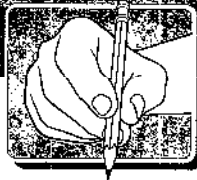
Name _____

habitat

experiment

food chain

water cycle



Practice by tracing the words.
Then write the words.

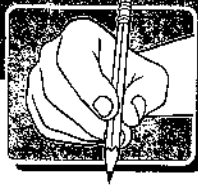
Name _____

paint

draw

sketch

sculpture



Practice by tracing the words.
Then write the words.

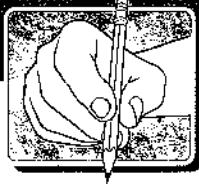
Name _____

sing

piano

note

strings



Practice by tracing the words.
Then write the words.

Name _____

band

violin

drums

trumpet



Traditional Manuscript

Aa Bb Cc Dd Ee Ff Gg

Hh Ii Jj Kk Ll Mm Nn

Oo Pp Qq Rr Ss Tt Uu

Vv Ww Xx Yy Zz

0 1 2 3 4 5 6 7 8 9





anteater



bear



cat



dog



elephant



frog



goose



hippopotamus



zebra



yak



x-ray



walrus



vulture



unicorn

Traditional Cursive

Aa Bb Cc Dd Ee Ff

Gg Hh Ii Jj Kk Ll

Mm Nn Oo Pp Qq

Rr Ss Tt Uu Vv Ww

Xx Yy Zz

Blank handwriting practice lines



turtle



squirrel



rabbit



quail



pig



owl



numbat



monkey



lion



kangaroo



jaguar



iguana