

[rexresearch.com](http://www.rexresearch.com)

---

## Philo FARNSWORTH

### Fusor

---

---

[Richard Hull: Farnsworth-Hirsch Fusor](#)

[Adam Szendry: Advanced Fusor](#)

[Tom Ligon: Analog 118 \(Dec. 1998\); "The World's Simplest Fusion Reactor: And How to Make It Work"](#)

[Books \(Borderland Science Fdn.\)](#)

[Links](#)

[Philo Farnsworth: US Patent # 3,258,402; "Electrical Discharge Device for Producing Interactions Between Nuclei"](#)

[P. Farnsworth: US Patent # 3,386,883; "Method & Apparatus for Producing Nuclear Fusion Reactions"](#)

[Dr Robert Bussard: US Patent # 5,160,695; "Method & Apparatus for Creating & Controlling Nuclear Fusion Reactions"](#)

---



Source: Wikipedia, the Free Encyclopedia @

**Farnsworth-Hirsch Fusor**

**by Richard Hull**

The **Farnsworth-Hirsch Fusor**, or simply **fusor**, is an apparatus designed by Philo T. Farnsworth to create nuclear fusion. Unlike most controlled fusion systems, which slowly heat a magnetically confined plasma, the fusor injects "high temperature" ions directly into a reaction chamber, thereby avoiding a considerable amount of complexity. When it was first introduced to the fusion research world in the late 1960s it was the first device that could clearly demonstrate it was producing any fusion reactions at all, and hopes were high that it could be quickly developed into a practical power source. However, as with other fusion experiments, development into generator has proven difficult. Nevertheless the fusor has since become a practical neutron source, and is produced commercially for this role.

### Adam parker's Farnsworth-Hirsch Fusor during operation

*Photo Courtesy Richard Hull*



### History ~

The fusor was originally conceived by Philo Farnsworth, the man who is largely responsible for television. In the early 1930s he investigated a number of vacuum tube designs for use in television, and found one that led to an interesting effect. In this design, which he called the *multipactor*, electrons moving from one electrode to another were stopped in mid-flight with the proper application of a high-frequency magnetic field. The charge would then accumulate in the center of the tube, leading to high amplification. Unfortunately it also led to huge amounts of erosion on the electrodes when the electrons eventually hit them, and today the multipactor effect is generally considered a problem to be avoided at all costs.

What particularly interested Farnsworth about the device was its ability to focus electrons at a particular point. In the early days of controlled fusion experiments in the 1950s one of the biggest problems was to keep the heated fuel from hitting the walls of the container, if this were allowed to happen the fuel would rapidly cool off, leading to a huge loss of power. Farnsworth reasoned that he could build an electrostatic confinement system in which the "walls" of the reactor were electrons or ions being held in place by the multipactor. Fuel could then be "injected" through the wall, and once inside they would be unable to escape. He called this concept a *virtual electrode*, and the system as a whole the fusor.

His original fusor designs were based on cylindrical arrangements of electrodes, like the original multipactors. Fuel was ionized and then fired from small accelerators through holes in the outer (physical) electrodes. Once through the hole they were accelerated towards the inner reaction area at high velocity. Electrostatic pressure from the positively charged electrodes would keep the fuel as a whole off of the walls of the chamber, and impacts from new ions would keep the hottest plasma in the center. He referred to as *inertial electrostatic confinement*, a term that continues to be used to this day.

Various models of the fusor were constructed in the early 1960s. Unlike the original conception, these models used a spherical reaction area but were otherwise similar. Farnsworth ran a fairly "open" lab, and several of the lab techs also built their own fusor designs. Although generally successful the fusor had a problem being scaled up, since the fuel was delivered via accelerators, the amount of fuel that could be used in the reaction was quite low.

Things changed dramatically with the arrival of Robert Hirsch at the lab. He proposed an entirely new way of building a fusor without the ion guns or multipactor electrodes. Instead the system was constructed as two similar spherical electrodes, one inside the other, all inside a larger container filled with a dilute fuel gas. In this system the guns were no longer needed, and corona discharge around the outer electrodes was enough to provide a source of ions. Once ionized the gas would be drawn towards the inner (negatively charged) electrode, which they would pass by and into the central reaction area.

The overall system ended up being similar to Farnsworth's original fusor design in concept, but used a real electrode in the center. Ions would collect near this electrode, forming a shell of positive charge that new ions from outside the shell would penetrate due to their high speed. Once inside the shell they would experience an additional force keeping them inside, with the cooler ones collecting into the shell itself. It is this later design, properly called the **Hirsch-Meeks Fusor**, that continues to be experimented with today.

New fusors based on Hirsch's design were first constructed in the later 1960s. Even the first test models demonstrated that the design was a "winner", and soon they were producing production rates of up to a billion per second, and has been reported to have observed rates of up to a trillion per second.

All of this work had taken place at the Farnsworth Television labs, which had been purchased in 1949 by ITT with plans of becoming the next RCA. In 1961 ITT placed Harold Geneen in charge as CEO. Geneen decided that ITT was not going to be a telephone/electronics company any more, and instituted a policy of rapidly buying up companies of any sort. Soon ITT's main lines of business were insurance, Sheraton Hotels, Wonderbread and Avis Rent-a-Car. In one particularly busy month they purchased 20 different companies, all of them unrelated. It didn't matter what the companies did, as long as they turned a profit.

A fusion research project didn't. In 1965 the board of directors started asking Geneen to sell off the Farnsworth division, but he had his 1966 budget approved with funding until the middle of 1967. Further funding was refused, and that ended ITT's experiments with fusion. The team then turned to the AEC, then in charge of fusion research funding, and provided them with a demonstration device mounted on a serving cart that produced more fusion than any existing "classical" device. The observers were startled, but even by this point all available funding had been locked up by large research projects who resisted any funds being allocated to "new" systems, no matter how promising.

Farnsworth then moved to Brigham Young University and tried to hire on most of his original lab from ITT into a new company. The company started operations in 1968, but after failing to secure several million dollars in seed capital, by 1970 they had burned through all of Farnsworth's savings. The IRS seized their assets in February 1971, and in March Farnsworth suffered a bout of pneumonia and died. The fusor effectively died along with him.

In the early 1980s the round of "big machines" had demonstrated themselves to be no more practical than the earlier generations, and a number of physicists started looking at alternative designs. George Miley at the University of Illinois picked up on the fusor, and re-introduced it into the field. The fusor has remained a popular device since then, and has even become a successful commercial neutron source.

Basic fusion ~

Controlled fusion attempts to cause ions to fuse by forcing them together at high energies. The lowest energy reaction occurs in a mix of deuterium and tritium, when the ions have to have a combined energy of about 4 keV (kilo-electron volts). Temperature is the average kinetic energy per unit volume, so any energy measure can be converted into a temperature with the conversion ratio of  $1 \text{ eV} = 11604.45 \text{ K}$ . In this case the D-T fusion threshold temperature is about 45 million degrees Celsius.

In order to make such a reaction practical, some significant fraction of the expensive fuel used must undergo fusion and generate power. This rate varies with temperature, and the total number of fusion events with the amount of time that the fuel is held at a particular temperature. This relation is known as the Lawson Criterion, and contains a Catch-22 &ndash; as the temperature of the fuel is increased it becomes increasingly difficult to "contain" it for the needed amount of time.

In traditional designs, this is achieved by slowly heating a plasma fuel that is being contained by magnets. This approach has proven to be very difficult to achieve in practice, as the fuel tends to "leak out" of the reaction area too fast to heat it to the required temperatures. Increasingly complex systems have been introduced to quickly heat the plasma, but these detract from the usefulness of the design for a practical generator.

Fusor fusion ~

The fusor attempts to avoid heating problems by adding the required energy directly to the ions. Whereas 45 million degrees sounds impressive (and is), it is important to remember that it corresponds to about 4 keV, the energy that an electron would gain by being accelerated between two electrodes charged to 4 kV. In the grand scheme of things 4 keV is a very minor amount of energy &ndash; it is commonly found in such devices as neon lights and televisions.

In the original fusor design, several small particle accelerators, essentially TV tubes with the ends cut off, provided a small amount of this energy. Once the ions entered the reaction chamber they found themselves being pushed towards the center by the charge on the electrodes, which was charged to about 80 kV.

In the Hirsch version the basic mechanism consists of two concentric spherical grid electrodes in a vacuum chamber containing a very dilute fuel gas. Depending on the design, the inner electrode is negative and thus accelerates ions toward the center of the chamber, or alternately the inner electrode is positive and accelerates electrons towards the center. Most research has focused on ion acceleration: the ions, being heavier, are much easier to focus and give a consistent energy.

In theory the fusor is perhaps the most promising form of fusion reactor studied. Energy is

added to the fuel directly through acceleration, as opposed to the various indirect means required in a Tokamak or similar magnetically confined systems. Better yet, since the fusor is accelerating the ions (or electrons) directly, the range of velocities (or temperatures) is quite narrow. This means that most of the ions have enough energy to undergo fusion, whereas in a magnetically confined system it is typically only the "hottest" ions that can. Finally, failed collisions scatter inside the reaction area, heating other ions around them, thereby returning some of the energy to the reaction.

Another advantage to the fusor is that any ion can be accelerated easily, not just the "low temperature" mixes like D-T. This makes the fusor particularly useful when running on other potential fusion fuels with much higher threshold temperatures. One of the most attractive such combinations is the proton - boron-11 reaction, which uses cheap natural isotopes, produces only helium, and produces neither neutrons nor gamma rays. This is a very clean reaction that would dramatically reduce waste when decommissioning a plant, and there is considerable interest in such *aneutronic* fuels.

Nothing in fusion is ever easy however. In the fusor a number of problems conspire to rob energy from the ions as they move towards the reaction area. One problem is the presence of "cooler" ionized particles of gas in the system, which can collide with the ions and cool them. Another problem is the presence of the inner electrodes, since ions often hit them and spray the reaction area with high-mass ions which soak up considerable energy from the surrounding fuel through collisions and then radiate the heat away as X-rays. This problem plagues traditional fusion designs as well, where it is known as *sputtering*.

A more serious concern was first outlined in 1994. In his doctoral thesis for MIT, Todd Rider did a theoretical study of all *non-equilibrium* fusion systems, of which the fusor is one of many. He demonstrated that all such systems will leak energy at a rapid rate due to Bremsstrahlung, radiation produced when electrons in the plasma hit other electrons or ions at a cooler temperature and suddenly decelerate. The problem is not as pronounced in a hot plasma because the range of temperatures, and thus the magnitude of the deceleration, is much less.

In most of the systems that he studied, the energy radiated away from the system was greater than the energy of the fusion itself. Unless a significant amount of energy from this radiation, namely X-rays, was captured, the system would never "break even". The problem is dependent on the mass of the fuel ions, so D-T and D-D fuels still provide net energy, but many of the more interesting aneutronic fuels appear to be impossible to use as an energy source.

### **Fusor as a Neutron Source ~**

Regardless of its eventual use as an energy source, the fusor has already been proven extremely useful as a neutron source. Fluxes well in excess of most radiological sources can be made from a machine that easily sits on a benchtop, and can be turned off at the flick of a switch. Commercial fusors are now produced by a number of companies, including such industrial giants as DaimlerChrysler.

Industrial might is not required to build a fusor however, and small demonstration fusors that achieve fusion (but not break-even!) can and have been constructed by amateurs, including high-school students for science projects. Each electrode is spot-welded from hoops of stainless-steel wire (often welding rod) at right angles. The fusor's electrode dimensions are not very critical. The outer electrode can range from beach-ball to baseball size, and the inner

from baseball to ping-pong ball size. Usually such projects use the high-voltage transformer from a neon sign, and high voltage rectifier from a hobby shop. Spark plug wires carry the power, with spark plugs to pass it into the vacuum chamber. Deuterium is available in lecturer bottles and is not a controlled nuclear material. Neutrons can be sensed by measuring induced radioactivity in aluminium foil after moderating the neutrons with wax or plastic, or a plastic neutron luminescent material can be used with a photodetector. The major expense is the vacuum pump. Note that the voltages are dangerous (though less dangerous than a TV), and neutron emissions do present some hazard. The X-ray emissions are less than those of a color TV since the voltages are less.

## References ~

Tom Ligon: *Analog* (December 1998); "The World's Simplest Fusion Reactor, and How to Make It Work".

P.T. Farnsworth, Patent #3,258,402, issued 28 June 1966

Robert L. Hirsch, *Journal of Applied Physics* 38 (7), October 1967; "Inertial-Electrostatic Confinement of Ionized Fusion Gases"

G.L. Kulcinski, *Progress in Steady State Fusion of Advanced Fuels in the University of Wisconsin IEC Device*, March 2001

R. A. Anderl, J. K. Hartwell, J. H. Nadler, J. M. DeMora, R. A. Stubbers, and G. H. Miley, *Development of an IEC Neutron Source for NDE*, 16th Symposium on Fusion Engineering, eds. G. H. Miley and C. M. Elliott, IEEE Conf. Proc. 95CH35852, IEEE Piscataway, NJ, 1482-1485 (1996).

R.P. Ashley, G.L. Kulcinski, J.F. Santarius, S. Krupakar Murali, G. Piefer; "D-3He Fusion in an Inertial Electrostatic Confinement Device"; IEEE Publication 99CH37050 , pg. 35-37, 18th Symposium on Fusion Engineering, Albuquerque NM, 25-29 October 1999.

G.L. Kulcinski and J.F. Santarius: *Journal of Fusion Energy* 17 (1), 1998; "Reducing the Barriers to Fusion Electric Power".

J.F. Santarius, G.L. Kulcinski, L.A. El-Guebaly, H.Y. Khater *Journal of Fusion Energy* 17 (1): 33 (January 1998); "Could Advanced Fusion Fuels Be Used with Today's Technology?". Presented at Fusion Power Associates Annual Meeting, August 27-29, 1997, Aspen CO.

T.A. Thorson, R.D. Durst, R.J. Fonck, A.C. Sontag: *Nuclear Fusion* 38 (4): 495 (April 1998); Abstract, "Fusion Reactivity Characterization of a Spherically Convergent Ion Focus".

T. A. Thorson, R. D. Durst, R. J. Fonck, and L. P. Wainwright: *Phys. Plasma*, 4:1 (January 1997); "Convergence, Electrostatic Potential, and Density Measurements in a Spherically Convergent Ion Focus".

R.W. Bussard and L. W. Jameson: *Journal of Propulsion and Power* 6 (5), September-October, 1990; "Fusion as Electric Propulsion".

R.W. Bussard and L. W. Jameson: *Journal of Propulsion and Power* 11 (2); "Inertial-Electrostatic Propulsion Spectrum: Airbreathing to Interstellar Flight", The authors describe the proton - Boron 11 reaction and its application to ionic electrostatic confinement.

R.W. Bussard and L. W. Jameson, "From SSTO to Saturn's Moons, Superperformance Fusion

Propulsion for Practical Spaceflight", 30th AIAA/ASME/SAE/ASEE Joint Propulsion Conference, 27-29 June, 1994, AIAA-94-3269

R.W. Bussard, "Method and apparatus for controlling charged particles", US Patent 4,826,646 (2 May 1989) About avoiding the grid losses by using magnetic fields.

Irving Langmuir, Katherine B. Blodgett: *Physics Review*, 23, pp49-59, 1924; "Currents limited by space charge between concentric spheres"

William C. Elmore, James L. Tuck, Kenneth M. Watson: *The Physics of Fluids* 2 (3) May-June, 1959; "On the Inertial-Electrostatic Confinement of a Plasma"

## Inertial Electrostatic Confinement

Inertial electrostatic confinement (often abbreviated as IEC) of a plasma can be achieved with electrostatic fields which accelerate charged particles (either ions or electrons) directly, in a confined space. Ions can be confined with IEC in order to achieve nuclear fusion.

The Farnsworth-Hirsch Fusor is a specific implementation of an IEC device which is popular, since costs for building a simple one can run between \$500 to \$4000 (in 2003 U.S. dollars). Other IEC devices include ion guns.

Due to the simple and relatively inexpensive nature of these devices many backyard, science fair, and university researchers are working on IEC class devices. They are able to observe reproducible, convincing evidence of fusion reactions, however, these devices are orders of magnitude from breakeven (the energy input far exceeds the energy output).

These devices produce harmful radiation (neutrons, gamma rays, x-rays), and require high voltages and could therefore be dangerous if proper care is not taken.

Experts argue whether an IEC fusion device is capable of breakeven. Some researchers in the field hope that the inefficiencies of the design could be overcome through optimized or hybrid designs and the IEC could be a low-cost path to fusion.

---

### Advanced Fusor



"...This is the most advanced fusor that Farnsworth [the inventor of television] and his team ever built. It was probably constructed in 1965 just before ITT cut the funding (after getting those letters from Wall Street).

"This device utilized a deuterium-tritium gas mixture. It had an operating voltage around 100 kV and [the] voltage was modulated by a frequency around 100 MHz. This caused an oscillation to occur inside the inner grid. In one period the electrons are in the centre creating a virtual cathode, in the other period the electrons 'jump outwards', and the positive ions 'jump inwards' and meet in the centre, giving a very dense plasma, the Coulomb barrier

is broken and we have fusion. [...] Some rumors say this device was self-sustaining..." ---  
Adam Szendrey, 12/15/02, Fusor.net

---

*Analog Science Fiction & Fact* 118 (#12) Dec. 1998 ~

**"The World's Simplest Fusion Reactor: And How to Make It Work"**  
by Tom Ligon

A really distressing trend has been developing for some time among science fiction fans I've met. A lot of you are growing quite pessimistic about the prospects for practical fusion power in general, and fusion powered space travel in particular. The roots of this disillusionment are not hard to find.

Fusion, for those of you who slept through high-school physics, is the process of squashing two atomic nuclei together to produce a new element. Many lightweight nuclei give off copious energy when this happens. In the Sun, hydrogen nuclei fuse (through a complex cycle involving carbon, nitrogen, and oxygen) to form helium. The process occurs deep in the Sun's core, at mind-boggling temperatures that cause the nuclei to move rapidly, where similarly mind-boggling pressure keeps the nuclei in close proximity, and sheer bulk prevents rapid heat escape. The physics community often calls these "thermonuclear reactions" because of the high temperatures driving them in the Sun, or triggering them in "hydrogen" bombs,

When I was studying Health Physics in the mid-seventies, the nation was well into a program to develop "practical, clean thermonuclear fusion power." This was universally acknowledged to be a considerable technical challenge, but we were told to expect results in, say, twenty-five to thirty years. Well, twenty-plus years have come and gone, along with twelve billion fusion research dollars (over the past 45 years), and those researchers have announced that they have made a great deal of progress. They say if we will only fork over the money (another ten to twelve billion) for the next stage of R&D, they think they might be able to build a net power demonstration reactor in another twenty years. This should lead to a workable fusion powerplant in about forty or fifty years, for another \$25 billion. Present indications are that the resulting powerplant would not be able to run competitively with any current powerplant technology.

The focus of most of the present Department of Energy (DOE) research is large tokamaks. How large? The next generation of research machine planned, with the supporting equipment and structure, will be about the volume and mass of an aircraft carrier. It is expected to use gigantic toroidal superconducting magnets, storing magnetic energy equivalent to 1/40 of a Hiroshima bomb, which would be released suddenly if the liquid helium cooling system were ever breached and any one of the magnets warmed above the critical superconducting temperature. Surrounding the machine is a blanket of molten lithium one to two meters thick. The core of the machine is a torus (donut) sixteen meters high and twenty-two meters across with a cross-section diameter of five meters, filled with a stupefyingly potent confined plasma, whose structural material will become radioactive as the machine runs. This beast might actually hit breakeven occasionally (i.e., produce as much power as it consumes), with a little luck. Presuming working power plants would be even larger and heavier, the system does not look promising for strapping on the back of a rocket!

Additional work continues on laser and particle beam-fired fusion. The reaction vessels proposed for this program are considerably smaller, however the lasers or beam guns and



power systems to run them are even larger and more massive than those of the tokamaks, making them prohibitive for space propulsion use.

Both systems struggle to overcome the three competing factors which have so far made thermonuclear fusion such a formidable challenge. The goal is to slam fuel nuclei together hard enough to make them stick and form new elements. Nuclei carry a positive charge, and like charges repel, and they do so more vigorously the closer they approach. This "Coulomb barrier" is the force which must be overcome to cause fusion. To make a useful power reactor, you must have particle velocity, density, and confinement time sufficient to produce enough reactions to generate more power than is required to drive the reaction.

Tokamaks use magnetic confinement, and inject energy into the confined plasma (typically by huge current discharges or bursts of microwave energy) to heat the plasma to temperatures which raise the velocity of the nuclei to overcome the Coulomb barrier. The powerful magnets surrounding the reactor force the plasma ions (ions are atoms missing some or all of their electrons) to follow tight circular paths within the machine, isolating the plasma from the walls and giving high confinement time, thus opportunity to react. However, there are practical limits to magnetic field strength, and those limits are felt most severely under the conditions where trapping is most needed. Fast-moving ions needed to cause fusion make larger orbits than slower, cooler ions, and thus temperature and density are in constant conflict. There is also an inherent stability problem in these machines: when ions collide without causing fusion (which is most collisions in a thermal system), they tend to "jump to new field lines." Just a few collisions will likely make them jump to the wall of the machine. The net result is that while large tokamaks using superconducting magnets placed outside the torus and lithium blanket can confine hot ions for long times at low density, or cold ions for long times at higher density, you must build very large machines in order to achieve sufficiently high temperature (high ion velocity) and high density at the same time.

Laser- and particle beam-fired approaches (called Inertial Confinement Fusion, or ICF) use small pellets or capsules of fusion fuel flash-heated by extremely powerful lasers or particle beam pulses. The fuel is usually liquid or even solid, so initial density is fairly high, although this system requires the fuel to be compressed to a far higher density in order to react. The capsule is not just a fuel container; it serves to absorb the laser or beam energy, compress the fuel as the capsule explodes, and provide mass (and inertia) to confine the heated fuel long enough to react. The challenges in ICF stem from the fact that high temperature causes rapid expansion of the capsule and fuel: temperature and confinement time are in conflict. ICF machines also have their own instability problem: once you compress the fuel pellet to a small fraction of its normal size, it will find any little gap in what you are compressing it with, and try to squirt out. So far these problems have frustrated attempts to produce useful ICF fusion.

Both of these methods have achieved some limited success; that is, they have produced fusion, far below breakeven. However, both use heat as the means of raising the velocity of the ions, what physicists call "Maxwellian" (randomly oriented and distributed) velocity. Stephen L. Gillett would use the term "Promethean", for Prometheus, the bringer of fire. Both approaches rely on the principle that a heated plasma contains a wide distribution of particle velocities. "Temperature," in the sense of gas and plasma physics, is the average kinetic energy of the particles involved, and kinetic energy is proportional to particle mass and the square of the velocity.

The trouble is, neither approach brings the average ion kinetic energy up high enough to cause fusion. Only the fastest few percent of ions reach the energy needed to overcome the

mutual repulsion of the Coulomb barrier. Furthermore, the heated ions move randomly in all directions, thus collisions are at random angles which usually do not produce fusion. What they need is particles hitting head-on at fusion energies; but what goes on in thermal systems, at the particle level, is virtually uncontrolled chaos: fast and slow particles colliding like bumper cars at all angles.

Finally, while these heat-based methods do produce some fusion, they do so only with the easiest of fuels: deuterium ("heavy hydrogen," with a nucleus of one proton and one neutron), tritium (one proton with two neutrons), and helium-3 (two protons and one neutron). Thermonuclear fusion has been pushed on the public as "clean," i.e. not producing nuclear waste. This turns out not to be quite the case. Reactions between two deuterium nuclei (DD), or deuterium and tritium (DT) produce neutrons. Most of the useable energy in the favored DT systems comes from the neutrons, and the only way to exploit it is to slow them down in a blanket of absorbing fluid (usually liquid lithium) which is then used to make steam to run a turbine (more Promethean technology). In fact, the DT systems depend on neutrons reacting with the lithium to produce more tritium fuel, for tritium is a fast-decaying radioactive isotope not found in nature. The neutron-lithium reaction also breeds helium-3.

From time to time you may hear about this miraculous nuclear fuel, helium-3, which supposedly can be mined from the lunar surface (actually, the Jovian atmosphere is probably a far better source). The claim often heard is that the reaction between deuterium and helium-3 produces no neutrons. While this is true, any such reactor will also produce deuterium-deuterium reactions, which will produce neutrons. While it is a substantial improvement over tritium, it is far from aneutronic. If a DT reactor could kill you in one second, a DHe<sup>3</sup> reactor would require about thirty seconds to kill you. Besides, as mentioned above, that lithium blanket has a purpose: it reacts with the neutrons to produce tritium and helium-3! The aneutronic reaction can't breed its own fuel, but the neutron-producers can.

While the neutrons produced by these reactions can be harnessed to make heat and more fuel, they have very undesirable side effects. They render many engineering materials radioactive, transmute their elements, and produce metallurgical damage. Thus, after a few years of operation, the inside of the reactor becomes weakened and possibly even deformed. Repairs and disposal of the damaged material are greatly complicated because it is radioactive.

### **Fusion the Easy Way --- Using Vacuum Tube Technology ~**

There are a variety of other potential fusion fuels for which the necessary temperatures for fusion are simply too high to be achieved by the thermonuclear technologies DOE is currently pursuing. How do we know about these reactions? We have been doing them since 1928, using extremely simple devices called linear accelerators. Charged particles can be made to accelerate to enormous velocities and energies by means of simple electric fields. By charging a grid to a few hundred thousand volts, you can accelerate protons or other light nuclei fast enough to fuse with almost any element in the periodic table. True, it takes far more energy to run such a device than it produces, but the equipment is extremely simple, and the "temperatures" achieved are easily sufficient to produce most transmutation reactions between nuclei.

Let's bury this "temperature" nonsense right here and now. While you may have heard a figure of something like fifty or a hundred million degrees being required to produce fusion, in fact few researchers use those numbers except to impress the public. The units of temperature they use are "electron volts," which are easily understood in terms of linear accelerator operation. For every electron's worth of charge on a particle, multiply by the volts

on the accelerating grid to get electron-volts of energy. For purposes of impressing your friends, for each electron volt, multiply by 11,604 to get degrees Kelvin. You may be amused to know the electrons hitting the screen of the typical television set are around 200 million degrees according to this scheme, and 50 million degrees is a paltry 4300 electron volts.

At about the same time linear accelerators were first being developed, development of vacuum tubes, or electron valves, was being refined. Vacuum tubes use the principle that a very hot metal surface will emit a cloud of electrons, which can be caused to cross a gap in a vacuum to a positively charged "anode." In simple diode vacuum tubes, a hot tungsten filament or heated thin cylindrical surface (the "cathode") is surrounded by a cylindrical anode (also called the "plate") and electrons will flow from cathode to the anode, but not from the anode to the cathode.

One of the best-known researchers in the field was Irving Langmuir, who had developed theories and confirmed by experiments the principles of "space charge limitation" between tube elements composed of concentric cylinders. In 1924, Langmuir and Katharine Blodgett investigated the case of concentric spheres as a vacuum tube configuration. While the device worked well, the normal configuration was concentric cylinders, which were much easier to manufacture and also worked well, so there was no widespread use made of this development at the time. Limited use of the spherical configuration includes some "multipactor" tubes and certain specialized light sources.

In the mid-1950's, P. T. Farnsworth (one of the inventors of television) pondered the bright visible convergent focus glow that forms in the center of spherical multipactor tubes, and came up with the idea of using a spherical diode with the inner electrode in the form of a highly transparent wire grid (i.e. a very open mesh screen) as a fusion machine. Called the 'Fusor,' the device, later patented, would cause ions of fusion fuel to speed to the center of the machine. As they converged on the central focus region, their density would increase rapidly, making collisions more likely. Ions which did not collide would decelerate out the other side, stop, and accelerate back to the center for another try, conserving energy. The class of machines based on this principle are "spherical convergent focus electrostatic ion accelerators," with the abbreviation IXL to remind us that they use the grids to accelerate ions (see figure 1). Because they use simple electrostatic forces to accelerate and confine ions, and rely on the inertia of the ions to store energy for collisions, the term Inertial Electrostatic Confinement (IEC) is used for machines of this type. Be careful not to confuse it with ICF, or laser/particle beam fusion.

By 1959, Elmore, Tuck, and Watson explored the idea of using Farnsworth's gizmo backwards to accelerate electrons from the outer sphere (a cathode) to the inner sphere (an anode). The inner sphere of such a machine is a grid, which forms a geodesic "potential surface" which the electrons aim for as if it were solid. However, when they get there, most pass right through and coast in a straight line, converging from all sides to the center, then they pass out the other side. What results is a region at the center of the inner sphere with a very high density of negative charge, called a "virtual cathode." This region will attract positively-charged ions, which will tend to oscillate back and forth through the central region. Provided more electrons are force-fed into the system than ions, a "potential well" is formed in which the ions are trapped by excess negative charge. Interestingly, an ion oscillating entirely inside the inner grid will be trapped almost indefinitely, thus theory predicted this device might be a surprisingly efficient ion trap. However, the electrons had to pass through the grid, which meant eventually most of them would hit the grid. Depending on the grid's "transparency," an electron might make 10 to 50 passes before being lost, requiring another electron and the power to fire it into the system. Because the electrons had to outnumber the

ions by a significant margin, the researchers expected this device could be harnessed to produce only tiny amounts of fusion, and decided it could never make a workable power reactor. The Elmore, Tuck, Watson concept is an electron accelerator, or EXL machine.

In 1967, Robert L. Hirsch published a paper describing a concentric sphere device which produced "copious neutron emission". Hirsch (working at the ITT/Farnsworth Lab under Farnsworth's enthusiastic encouragement) used the IXL configuration, with the cathode (negative grid) in the center and the anode (positive) to the outside. His machine was a spherical version of a linear accelerator: positive ions formed at the anode accelerated toward the central cathode grid (the opposite of the behavior of electrons, which are negatively charged). Again, the accelerated particles usually miss the inner grid, continuing on to the center of the device. There they stood a fair chance of collision, and very importantly, all of the particles were at the same energy, which was sufficiently high for fusion to occur. If they missed or collided without producing fusion, they could travel out the other side, conserving their energy for another pass through the middle. Although not all collisions were headon, particles which did not fuse rebounded with most of their original energy. It did not matter to which direction they rebounded, as all directions were uphill" against the potential gradient, so they slowed down, and came rushing back "downhill" for another try. Like the Elmore, Tuck, Watson design, the losses due to grid collisions prevented breakeven, but a lot of fusion was possible, nonetheless.

Dr. Hirsch operated his machine at up to -150,000 volts on the inner grid, at currents up to 60 milliamps. Using DD and DT, the machine produced abundant fusion, but far below breakeven. The neutron emissions he achieved (published results on the order of a billion neutrons per second, and unpublished results of around a trillion per second!) would be considered dangerous today. Hirsch also built an ElmoreTuck-Watson EXL machine, and verified it would produce a deep potential well.

What Hirsch's machine demonstrated was that, contrary to popular belief, fusion is actually quite easy to produce, once the thermo mindset is shed. The problem is to come up with a configuration that does not waste the drive energy.

### **The Nuclear Reactor High-School Science Project ~**

I notice a few of you have gone glassy eyed on me. Trust me, this is easy. A Farnsworth-Hirsch machine is so simple it could be built as a high-school science project (though I caution that a knowledgeable advisor should be sought, and good safety practices must be followed). You will need to borrow, buy, or build some vacuum equipment, obtain a small supply of deuterium, and figure out some instruments so you can tell if it is working, but the actual reactor components are trivially simple to build, and will cost only a few cents!

**WARNING!** The apparatus described in this article uses high voltages at potentially lethal currents. High vacuum apparatus and compressed gasses may also be dangerous if improperly used. This device may produce ultraviolet radiation and soft x-rays. Do not attempt to build or operate such a device unless you have been trained in high voltage safety, and safe use of compressed gas cylinders and vacuum equipment, and can verify that no unsafe radiation exposure occurs.

Regarding the presumed danger of building a nuclear reactor, the simple fact is that the proposed machine would run at the very bottom end of the voltage required for fusion, and it will take some skill and effort to even detect the neutron output. The real danger is in the potentially lethal high voltages used, and some lesser concerns for safe handling of

compressed flammable gas and operation of vacuum equipment. A metal vacuum vessel will stop virtually all of the weak x-rays which may be produced (a little tamer than those produced by a television), and a thick glass window will stop most ultraviolet radiation produced. The voltages involved are somewhat lower than those present in an ordinary television set, which also has a large, fragile, glass vacuum vessel, and I would characterize the project as about as dangerous as television repair. They still teach television repair in high school technical education programs, don't they? But make no mistake, the insides of a television set can kill you in a heartbeat.

While you will wish to rig a method for detecting and quantifying neutron production (that being your proof you are making fusion), the levels produced by the machine described below should be so low you would have to stand a meter away from the machine for twelve days of continuous operation before you got a 100 mrem dose of neutrons (and that is a trivial dose). Most likely, the device will be run only for a few minutes at a time at actual fusion conditions. Still, if for no other reasons than the educational benefits and common sense, I would advise the experiment be done with due consideration to nuclear safety. For those wusses who don't wish to "go nuclear," or who cannot find qualified advisors, you can still demonstrate the visible glow by using a non-nuclear gas (the residual air in the vacuum chamber will do) running at below fusion voltages. In fact, even without producing fusion, you can do a lot of interesting and useful science with these devices.

The expensive component is the vacuum system, which may have to be borrowed or scrounged. The pressure required can be achieved by a simple mechanical rotary-vane roughing pump (a two-stage "micron" pump used for refrigeration repair will do) if the system is compact and tight, although it would be preferable to have a higher-performance system. Such a pump, used, can cost around \$750 (a lucky scrounger I know has stumbled onto several for \$150 or less), so a borrowed pump will be a real advantage if you are as broke as I chronically was in high school. A vacuum chamber and some high-voltage and conventional electrical feedthroughs will be needed. A metal vacuum chamber with a thick glass viewport is far preferable, and I managed to find materials for one at a scrapyards for \$30. I have built a small demonstrator device in a \$90 plastic desiccator chamber, but it did not achieve good enough conditions for fusion, finally failed due to a stray electron beam heating the walls, and provided little protection against x-rays or ultraviolet light. Glass vacuum containers such as bell jars are fragile and consequently dangerous, and must be used with guards, face protection, and with great care. Spark plugs will do as high voltage feedthroughs, and spark plug wire for high voltage cable, for researchers who are "cash-chalk lended." Homemade vacuum instruments can be made from light bulbs or old vacuum tubes.

I have achieved the blue glow of convergent ion focus using a furnace ignition transformer and a pair of high-voltage diodes. This will produce close to five thousand volts, and ignition transformers are usually current-limited to a level that probably won't stop a healthy teenage heart. Such a transformer will not produce significant fusion, but makes a pretty glow which will demonstrate the convergence effect.

Higher voltage and power can be obtained using a 15,000 volt (7,500 volt RMS centertapped) neon sign transformer with two high voltage diodes, which can produce over 10,000 peak volts DC, and considerably more current than the ignition transformers. I have successfully pushed such a transformer to 13,000 volts. This power source can produce measurable fusion. Before buying one, check with an electrical contractor who remodels commercial property, as they frequently dispose of such transformers from old neon signs. You would prefer the higher-current 60mA variety if you can get it, and need at least a 30mA unit. This transformer can kill, particularly if you use a capacitor on it to filter the AC ripple.

Deuterium gas is not radioactive, and can be purchased without special license through many gas suppliers, sometimes even through welding suppliers. A lecture bottle should cost around a hundred dollars, and you will also need a suitable regulator, which you may be able to borrow, or at least re-sell after you are done with it.

The reactor grids themselves will cost a few cents and take about an hour to build, if you have access to a small spotwelder. What, no spotwelder?!! Build one yourself with common parts from an electronics store. Each grid can be formed from six rings of stainless steel welding wire. I have used 0.025 inch diameter wire, which is cheap and easy to work. Buy it from any welding supply dealer. Figure 2 shows how to fit the rings into geodesic spheres. The dimensions can be adjusted to fit your apparatus. Typically the outer grid is somewhere between the size of a beach ball down to the size of a volleyball, and the inner grid is from the size of a softball down to the size of a ping-pong ball. You may gather from this that precision in diameter is not an issue. It also is surprisingly unimportant that the grids be perfectly spherical or mathematically precise.

While a specially-built neutron counter is the most convenient way to detect neutrons, there are at least two cheaper methods. Neutrons react with many elements to produce new elements, which are frequently radioactive. Plain old aluminum is one such element, and another is indium foil. Gamma rays from the products can be measured by a Geiger counter (I have seen plans for home-made models in reference 7), or can be detected by sensitive photographic film. Neutrons from fusion must be slowed down to make these reactions work, a process called "moderating." Two good moderating compounds are water and paraffin wax. There are also special plastics available which produce tiny flashes of light when hit by neutrons, which can be electronically or photographically detected.

A professional lab could probably manage to sink \$50,000 in equipment for such a project. Purchasing used equipment, you could probably build a simple unit for well under \$2,000. I suspect a particularly talented scrounge/beggar could get by for around \$500 out of pocket, which I estimate could be raised in under a month of flipping burgers, or a couple of days of computer consulting.

At higher pressures (about one onehundred-thousandth of atmospheric pressure), the system will work in "glow discharge mode," the way a neon sign works. This is the easy way to go, as it requires no fancy electron guns or extra power supplies. Those of you with access to higher performance vacuum systems may wish to venture to lower pressures, where the recirculation becomes far more efficient. This requires a source of electrons to generate ions. There are a number of ways to do this, but they are too involved for this article. These methods are described in the referenced papers, and can also be accomplished with cheap and available odds and ends.

If you jack the inner grid voltage on this simple little machine up to 10,000 volts or more, and feed deuterium to the system at a pressure a little under 10 microns, it should produce fusion, evidenced by net neutrons I have seen a 17-year-old build a grid that produced 300,000 neutrons a second at 13,000 volts.

So you see, you can build a fusion reactor with parts from an electronics store, auto parts store, welding shop, refrigeration supplier, hardware store, and craft store, perhaps with a bit of dumpster-diving on the side, and creative use of big, sad, pleading eyes. It really doesn't take tens of billions of dollars!

These hints should be enough to get you started. I don't want to describe the apparatus too

completely, because hitting the books and figuring this out is how you earn that science fair prize dancing before your eyes right now.

### **Can The Problems Be Overcome?**

While machines based on Farnsworth's Fusor are indeed easy to build, and worked better than any thermonuclear fusion machines until quite recently, it was immediately apparent to the researchers that they could never reach breakeven. The reason, quite simply, was that either configuration required grids, and grids simply could not be built more than about 98% transparent and be expected to support their own weight, especially as they typically run red hot when fusion conditions are achieved. The machines seemed doomed to operate at no more than 0.01% of breakeven. A few researchers struggle on, tantalized by the fact that the machines seem to have modes of operation which are better than theory predicted. Dr. George Miley of the University of Illinois has shown that a "star mode" develops in which recirculation passes primarily through the grid openings, reducing grid losses. There also appears to be considerable fusion occurring immediately outside the convergent focus region, where head-on collisions dominate, which was neglected in early analysis. Still, these improvements fall far short of what is needed for a power reactor.

Basically, the grids had to disappear!

A way may be forthcoming. The actual inventor of the scheme below asked me to drop my original glowing testimonial. He is entirely too modest, if you ask me, but I understand his motives. Still, he isn't getting off without his name being mentioned here, and at least a few of his extensive accomplishments. You may have heard of him as the inventor of the interstellar ramjet concept featured in *Tau Zero* and many other science fiction stories: Dr. Robert W. Bussard. In the 1950's, he proposed and designed a workable nuclear fission rocket engine, which led to KIWI-A, the first predecessor of NERVA. KIWI-A was ready to test before Sputnik was launched.

Dr. Bussard also worked with Dr. Hirsch in the thermonuclear fusion program at the old Atomic Energy Commission, predecessor of the DOE. Both of them recognized the finer points of the IEC machines, and wondered if a way could be found to get around the grid problem.

When life hands you a lemon, it has been said, you should make lemonade. Dr. Bussard was struggling with another of his inventions, a small tokamak called the Riggatron, which looked marginally workable, but had turned out to be far too expensive to build with the available money. The enormous energy required to bring the magnets up to a field strength that would trap the plasma would require a monster flywheel-generator that was simply way over budget. The problem with tokamaks, he realized, was that ions are so damnably hard to trap with magnetic fields, particularly under fusion conditions. Yes, using superconductors, or by putting copper coils very close to the plasma and pushing them to their limits, it was possible to trap light ions like deuterium and tritium, but as soon as they collided they would tend to jump field lines, unless the fields were especially powerful. Achieving that field strength was turning out to be a killer problem.

It was a pity, Bussard thought, that ions are not as simple to trap with magnetic fields as are electrons. Because electrons are thousands of times lighter than fusion fuel ions, they are deflected easily by much weaker magnetic fields. If the little tokamak contained only electrons, they could be held at high energy and density quite efficiently. And then an epiphany struck.

It might just be possible to build an EXL machine with magnetically insulated grids. The magnetized grids would accelerate electrons just as well as wire grids, but it would be next to impossible for the electrons to actually hit the grid. Ions formed just inside the grid would be drawn into the potential well and oscillate until they collided, totally unimpeded by grids, and trapped by the one thing that holds them vigorously—an electrostatic potential. From time to time, theory seemed to pose a fatal obstacle, but each time a closer analysis of the obstacle revealed a solution that made the theory work even better.

Funding was found to build a large-scale (1-meter radius) machine, which demonstrated that the system could produce a deep potential well. Further small-scale work showed successful magnetic trapping of dense electron clouds. Theory and computer simulation seem to support the models and experiments, with no roadblock problems found, yet.

The theory and preliminary lab studies look good. A few million dollars would fund a working prototype, and if that doesn't work, indications are that scaling up a factor of ten in volume almost certainly would. While not cheap for most of us, compared to the DOE budget for the last 20 years it is practically petty cash. Will it succeed? At this point, only time will tell.

### **The Possibilities ~**

If successful, the impact of this type of reactor would be enormous. I need not describe the overall economic consequences in too great a detail to this audience: science fiction is chock-full of stories in which we developed cheap, clean fusion to replace petrochemical fuels and to power our spacecraft. However, Bussard's magnetic-grid EXL version of the Fusor shows promise as a power source that sounds like science fiction. One reason is that it doesn't have to run on nasty neutron-producing fuels like deuterium and tritium.

As mentioned earlier there are many nuclei which can produce net fusion energy besides deuterium, tritium, and helium-3. Most of them are not commonly discussed, because they require far higher collision energies than DT reactions. Since DT reaction conditions themselves are a formidable challenge for thermonuclear approaches, the other fuels are simply out of the question for tokamaks or ICF systems. These limitations become almost trivial in spherical convergent focus accelerators, however. By simply jacking the voltage up to a couple of hundred kilovolts, the electrons can be made to produce a deeper potential well, and the ions race to the focus region faster. This requires scaling up the hardware, but does not appear to require any great leaps of technology.

Among the fusion fuels is a favorite of Dr. Bussard: the reaction between ordinary hydrogen nuclei (protons) and boron-11. Boron can be mined as borax or other minerals, and is readily extracted from seawater. About 80% of natural boron is the boron-11 isotope. The fuel is plentiful.

The p-B11 reaction is ideal: When the two nuclei fuse, they form excited carbon-12, which is unstable and almost immediately begins to fly apart. In two rapid stages, it casts off an energetic alpha particle (a helium nucleus), then the remaining nucleus splits into a pair of alpha particles. The first particle, carries 43% of the reaction energy, and comes off at precisely 3.76 million electron volts, which turns out to be very handy. The other two alphas come off at an average of 2.46 million electron volts each, over a spread of energies. Finally, the reaction produces no neutrons or high-energy gamma rays. There is a little bremsstrahlung ("braking radiation" basically x-rays) from collisions associated with the reaction, easily shielded. Alpha particles are dangerous if produced in your body, but can be



stopped by the thinnest of shields, and are essentially harmless in a reactor vessel. Once they pick up two electrons, alpha particles become helium, a harmless inert gas. There is no radioactive waste produced in this reaction!

Lithium can also undergo similar reactions, producing charged particles, and is an alternative fuel for such a reactor. Most nuclear power generation systems produce heat by one mechanism or another, which is in turn used to heat a "working fluid" to run turbines or otherwise do mechanical work. The process of converting heat to mechanical energy by such means is inherently inefficient. Rarely does more than about a third of the energy end up in usable electrical or mechanical form, and the theoretical limit is around 40% for most practical fluids, engine materials, and operating temperatures. This fact has depressed thermodynamics students for the last century or so, but there appears to be no getting around it using primitive "Promethean" technology.

While you could simply, allow the alpha particles from the p-B11 reaction to slam into the reactor walls producing heat, there turns out to be a much better way to extract their energy. Alpha particles, which are helium atoms stripped of their two electrons, have a charge of +2. Each of the particles produced by this reaction has a kinetic energy of around 3 million electron volts. An electron volt is the energy a particle of charge 1 will pick up when accelerated through a field of 1 volt. The reverse is true, too. To slow down a 3MeV particle with a charge of +2, simply decelerate it with a +1.5-million-volt electric field. The particle will just kiss into the charged surface, and draw two electrons from it, producing current at high voltage. This method has been used to extract small amounts of power from alpha-emitting radioactive substances, and should also work for a large reactor of the correct configuration. The correct configuration is a spherical vacuum chamber (which this reactor just happens to be) with several charged grids to pick off the lower energy alphas, and the outer walls charged to catch the high energy alpha. It should be possible to approach 95% conversion of fusion energy to electricity with such a system (the rest being lost to bremsstrahlung and a few other minor mechanisms). This is quite remarkable—a nuclear reaction which allows almost all of the energy produced to be directly converted to high-grade electrical power! You might think that if nuclear energy is so cheap, efficiency would not be a problem. For power plants, particularly large ones, waste heat release can cause local environmental changes, either by heating a body of cooling water, or causing local weather changes when watermist cooling towers are used. The cooling apparatus is generally massive, and can easily cost more than the actual power-generating equipment!

Waste heat in spacecraft is even more serious. Any nuclear-electric powerplant using gas turbines or similar equipment must get rid of the excess heat in order to operate. Since there is no air or water in space to conduct away the heat, it must be radiated. For a thermal-cycle reactor of sufficient power to operate even a modest manned spacecraft, the radiators will be on the order of the size of football fields. They end up being a huge portion of the dry mass of the spacecraft, and simply ruin the performance. Thus, a reactor that can produce electrical power directly, at 95% efficiency, has a tremendous performance advantage over its thermal/mechanical/electric counterpart.

(By the way, you have seen heat radiators on spacecraft in Analog artwork many times. Vincent Di Fate tells me that's what those "fins" are on the back of his sleek designs.)

Dr. Bussard has done some preliminary design studies on spacecraft that could realistically be built around p-B11 reactors. Most use a large and very powerful reactor of close to 10 billion watts capacity. While fairly bulky, with a diameter of around 5 meters, the reactor is mostly empty vacuum, with only the magnetic-grid and a few electron and ion guns in it. It is thus

exceptionally light for the power produced. Supporting cryogenic and power conversion equipment should also be practical space hardware, and not especially massive.

Because the reactor produces no radioactive waste and only a trace of radiation, it will be safe to operate in the atmosphere. Using high-voltage electron beams to superheat gas, one could build either an air-breathing jet or a rocket (relying on on-board reaction mass). In space, the rocket configuration will be used. Because the reactor can work only if there are far more electrons in it than fuel ions, it is also "intrinsically safe": if you feed it too much fuel, it just chokes off.

There are many ways of exploiting the EXL reactor output to produce rocket thrust, but the fact that the IrB I powerplant produces high-voltage electricity makes it particularly suited for arc-jet propulsion's meaner big brother. In a million-volt-plus electron beam the electrons are pushing lightspeed, so the term relativistic electron beam (REB) is used. With some heavy-duty R&D, it is expected that REB-heating can be made quite efficient, and should be able to impart high velocity to the reaction mass. Water would be a perfectly suitable reaction mass, as would almost any other handy and abundant material. REBs are not picky about what they blast to plasma. Dr Bussard calls the REB-heated systems "QED" (Quiet Electric Discharge) engines.

For longer-range missions, where quick acceleration is less important, a more efficient rocket which uses the fusion exhaust directly could be built. This would be the system of choice for trips to the outer planets, or even out to the Oort cloud. Dr. Bussard calls these more efficient systems "DFP (Direct Fusion Product) engines.

It would be possible to build a "singlestage-to-anywhere" (SSTA) rocket, useable in the atmosphere or in space, with this technology, but, for bulk transport, this would probably be less practical than having separate atmospheric shuttles (with wings), space transports (equipped for long voyages but stripped of wings and landing gear), and landers engineered for the various destinations. From a science fiction standpoint, though, the SSTA possibilities are really attractive.

What kind of performance could realistically be achieved? Try these figures from some of Dr. Bussard's papers<sup>9,10,11</sup>!

Low Earth Orbit (LEO) to Mars; 33 days, more or less, for high performance designs, or 6 weeks for economical freight-hauling variations. The craft are single-stage, with a 15-20% payload fraction.

LEO to Saturn's Moons: as low as two months, with a short coasting period. Again, the craft is single-stage, and has a 14% payload fraction

How would such a rocket affect the economics of space exploitation? Most estimates you have heard in the past were for multistaged chemically-propelled rockets, which can barely achieve Earth orbit, the upper stage of which must limp to the planets along painfully slow Hohmann ellipse orbits. Chemical rockets are almost all fuel and barely any payload. While rocket fuel is fairly cheap, rockets are not, and each flight has a high operating cost in labor and hardware. Dividing the cost of a large rocket by a payload mass somewhere just above zero gives a really depressing cost per kilogram. Efficient EXL fusion rockets, reusable for many flights, fast enough to make many flights before becoming obsolete, and with a high payload for each mission, can improve economics by several powers of ten. Consider the following colonization figures extracted from a more recent paper by Dr. Bussard,<sup>12</sup> and I

recommend you read these sitting down:

Cost to LEO: \$27/kg (a price that compares favorably to the cost of riding the Concorde across the Atlantic).

4000 people on Earth's moon, each person with 25 metric tons of equipment, and each person receiving an annual visit back to Earth: \$12 billion over 10 years.

1200 people on Mars, each with 50 tons of equipment, and an annual visit back to Earth: \$16 billion over 10 years.

400 people on Titan, each with 60 tons of equipment, and an annual visit back to Earth. \$16 billion over 10 years.

I leave you to ponder these figures, particularly in light of the projected costs of sending a few people to explore Mars with chemical rockets, typically estimated on the order of a hundred billion dollars per trip. In particular, consider what these numbers would mean to your personal chances of living and working in space.

### References ~

1. Stephen L. Gillett, Ph.D. "Beyond Prometheus," Analog, Dec 1993.
2. "Nucleus", Encyclopedia Britannica, 1955, v. 16, p. 589, re. the "cascade transformer\* of Lauritsen, Crane, et al., and later work by Cockcroft and Van de Graff.
3. Irving Langmuir and Katharine B. Blodgett, "Currents Limited by Space Charge Between Concentric Spheres," Physics Review, 23, pp. 49-59, 1924.
4. P. T. Farnsworth, U.S. Patent No. 3,258,402, issued 28 June 1966.
5. "On the Inertial-Electrostatic Confinement of a Plasma," William C. Elmore, James L. Tuck, Kenneth M. Watson, The Physics of Fluids, v. 2, no. 3, May-June 1959.
6. "Inertial-Electrostatic Confinement of Ionized Fusion Gases", Robert L. Hirsch, Journal of Applied Physics, v. 38, no. 11, October 1967.
7. John Strong, Procedures in Experimental Physics, c. 1938, Prentis-Hall; reprint c.1986, Lindsay Publications Inc, Bradley IL. ISBN 0-917914-56-2.
8. R. W. Bussard, "Method and Apparatus for Controlling Charged Particles," U.S. Patent 4,826,626 (2 May 1989).
9. R. W. Bussard, "Fusion as Electric Propulsion," Journal of Propulsion and Power, v 6, no 5, September-October 1990, pp. 567-574.
10. R. W. Bussard and L. W. Jameson, "From SSTO to Saturn's Moons: Superper for mance Fusion Propulsion for Practical Spaceflight," 30th AIAA/ASME/SAE/ASEE Joint Propulsion Conference, 27-29 June, 1994, ALAA 94-3269.
11. Inertia-Electrostatic-Fusion Propulsion Spectrum: Air-Breathing to Interstellar Flight, R W. Bussard and L. W. Jameson, Journal of Propulsion and Power, v. 11, no. 2, pp. 365-372.
12. R. W. Bussard, "System Technical and Economic Features of QED-Engine-Driven Space

Transportation," 33rd AIAA/ASME/SAE/ASEE Joint Propulsion Conference and Exhibit, 69 July, 1997, AIAA 97-3071.

**Tom Ligon** is a consultant and science fiction writer, presently working with R. W Bussard at Energy-Matter Conversion Corporation. Tom would be glad to hear from any science fair projectors seriously attempting the project in this article, either by e-mail ([tomligon@compuserve.com](mailto:tomligon@compuserve.com)), or by mail at 8825 Centreville Rd, #190, Manassas, VA 20110.

---

**Books from Borderland Sciences Research Fdn.**  
<http://www.borderlands.com/catalog/advanced.htm>

### **Distant Vision: Romance and Discovery on an Invisible Frontier**

by **Elma G. Farnsworth**

The biography of Philo Taylor Farnsworth II, the Utah farmboy who conceived the basic operating principles of electronic television at the age of 13 years. Despite his humble beginnings, this daring young dreamer persevered until his dream became reality, and his work touched the lives of every man, woman, and child alive today. Beginning with the first moment of inspiration -- while plowing a potato field in Rigby, Idaho -- this book traces the unlikely chain of events that enabled Farnsworth to produce the first all electronic television picture in San Francisco on September 7, 1927. As television began to capture the world's imagination in the 1950's, Farnsworth went on to pursue even more daring work. In the 1960's he designed and built a device capable of producing nuclear fusion electronically -- a process that would have changed our world far more than television ever could! With this lovingly crafted volume, the late inventor's wife provides an intimate, first-hand account of their lives together on the leading edge of discovery.

#B0174, 333pp, hardbound, ... \$24.95

### **Lost Science**

by **Gerry Vassilatos**

Rediscover the legendary names of a suppressed scientific revolution -- remarkable lives, astounding discoveries, and incredible inventions which would have produced a world of wonder. How did the aura research of Baron Karl von Reichenbach prove the vitalistic theory and frighten the greatest minds of Germany? How did the physiophone and wireless of Antonio Meucci predate both Bell and Marconi by decades? How does the earth battery technology of Nathan Stubblefield portend an unsuspected energy revolution? How did the geoætheric engines of Nikola Tesla threaten the establishment of a fuel-dependent America? The microscopes and virus-destroying ray machines of Dr. Royal Rife provided the solution for every world-threatening disease. Why did the FDA and AMA together condemn this great man to Federal Prison? The static crashes heard on telephone lines enabled Dr. Moray to discover the reality of radiant space energy. Was the mysterious "Swedish stone", the powerful mineral which T. Henry Moray discovered, the very first historical instance in which stellar power was recognized and secured on earth? Why did the Air Force initially fund the gravitational warp research and warp-cloaking devices of T. T. Brown, and then reject it? **When the controlled fusion devices of Philo Farnsworth achieved the "break-even" point in 1967, the FUSOR project was abruptly cancelled by ITT.** What were the twisted intrigues which surrounded these deliberate convolutions of history? Each

chapter is a biographic treasure. Ours is a world living hundreds of years behind its intended stage of development. Only a complete knowledge of this loss is the key to recapturing this wonder technology.

Lost Science, #B0387, 304pp, paperback, ... \$16.95

---

## Links

<http://www.farnovision.com/chronicles/fusion/vassilatos.html> ~ Article by J. Vassilatos

<http://users.ticnet.com/bertpool/philo/philo.htm> ~ List of Farnsworth's US Patents

[http://www.farnovision.com/chronicles/fusion\\_future.html](http://www.farnovision.com/chronicles/fusion_future.html) ~ ~ Fusion-Powered Future: excerpts from Farnsworth lectures

<http://fusor.net> ~ Fusor Forum

[http://en.wikipedia.org/wiki/Farnsworth-Hirsch\\_Fusor](http://en.wikipedia.org/wiki/Farnsworth-Hirsch_Fusor) ~ Wikipedia page

<http://www.earthtech.org/experiments/fusor/bigsys3.html> ~ Earthtech.org: developing the Fusor

<http://www.kronjaeger.com/hv-old/fusor/construction/> ~ J. Kronjaeger's Fusor page

<http://www.glubco.com/weaponry/fusor/fusor.htm> ~ A working Fusor at WPI

<http://www.richmond.infi.net/~rhull/highenergy022.htm> ~ Joe Zambelli's Fusor

<http://torsatron.tripod.com/fusor/> ~ Inertial ES Confinement

<http://torsatron.tripod.com/fusor/tips.html> ~ IEC Advice

<http://www.lib.utah.edu/spc/photo/p437/P0437.txt> ~ Farnsworth photo collection at the Univ. of Utah

<http://www.orbit6.com/fusor/BussardPatent2.htm> ~ Bussard Fusion USP # 5,160,695

<http://mr-fusion.hellblazer.com/pdfs/apparatus-creating-controlling-nuclear-fusion-reactions.pdf> ~ Bussard Patent



<http://www.utahstatesman.com/news/2003/09/24/CampusNews/Student.Builds.Nuclear.Fusion.Reactor-474220.shtml> ~ C. Wallace's Science Fair IEC Project

<http://www.rtftechnologies.org/physics/fusion.htm> ~ RTF Technologies IEC Fusion Reactor

<http://www.zalp.com/photolog.htm> ~ Adam Parker's Fusor


**Farnsworth FUSOR Video** ~ A two hour FUSOR videotape has been produced by Richard Hull. There are three segments in this first-of-a-series on the FUSOR. \* 1. The history of the FUSOR. \* 2. Theory/Hardware. \* 3. Fifty minutes of FUSORS-in-action. The price, including priority shipping, is \$25 payable to: Richard Hull, 7103 Hermitage Rd., Richmond, VA 23228

---



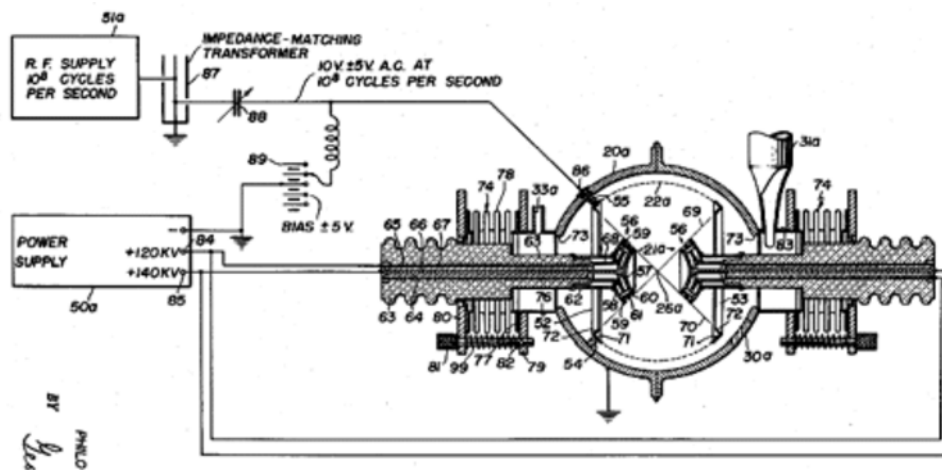
**Joe Zambelli's Fusor**

Photo Source: <http://www.richmond.infi.net/~rhull/highenergy022.htm>



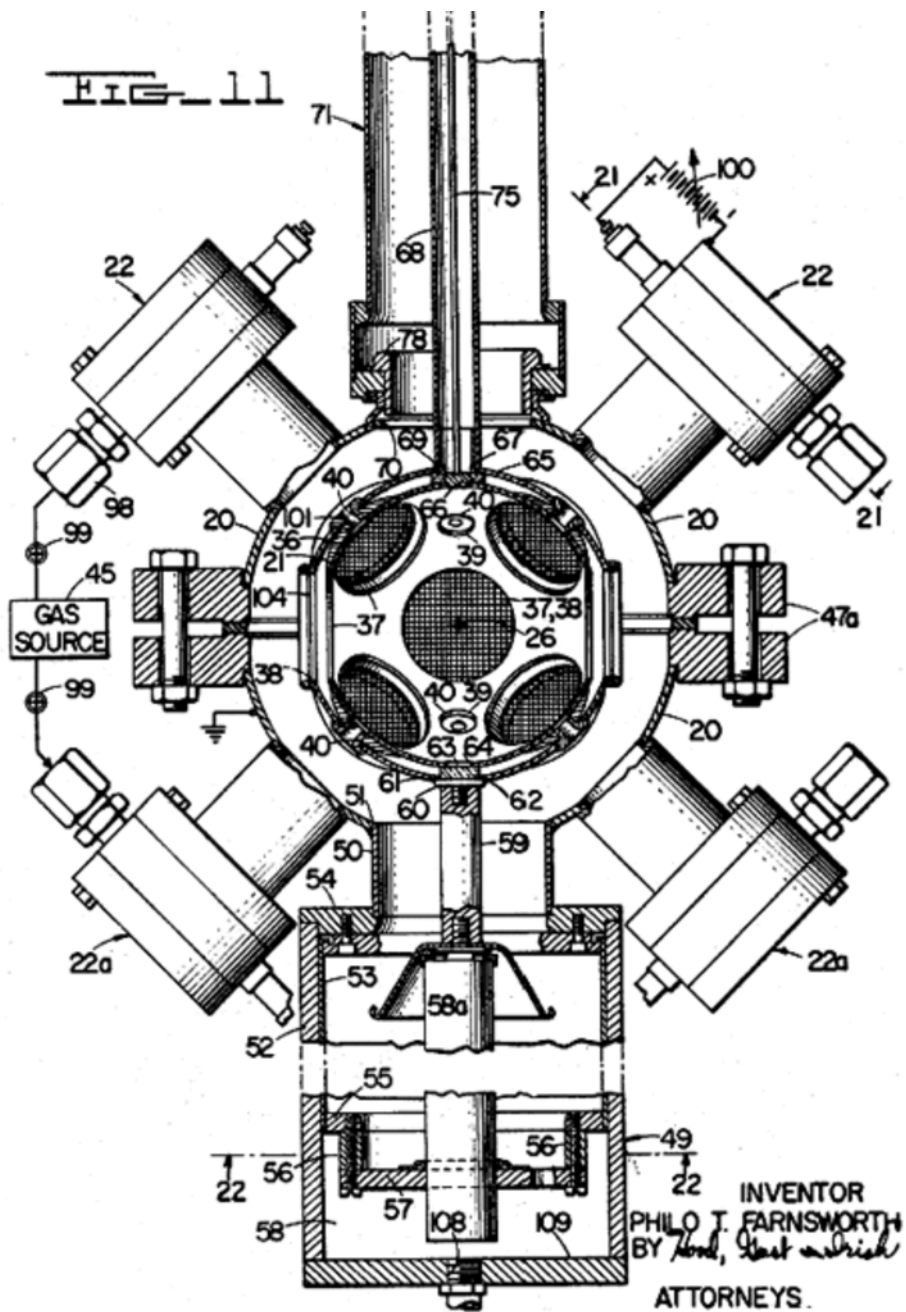
**US Patent # 3,258,402**

**"Electrical Discharge Device for Producing Interactions Between Nuclei"  
Philo Farnsworth**



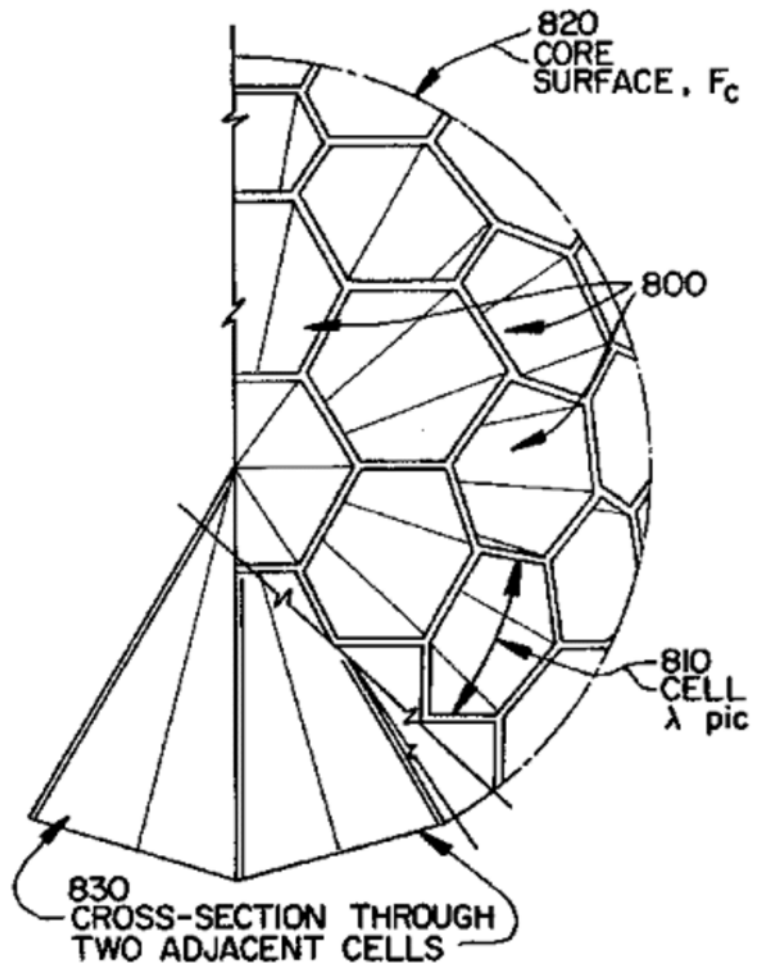
**US Patent # 3,386,883**

**"Method & Apparatus for Producing Nuclear Fusion Reactions"  
Philo Farnsworth**



US Patent # 5,160,695  
 Method & Apparatus for Creating & Controlling Nuclear Fusion Reactions  
 Dr Robert Bussard





Your Support Maintains this Service --

**BUY**

**The Rex Research Civilization Kit**

**... It's Your Best Bet & Investment in Sustainable Humanity on Earth ...  
 Ensure & Enhance Your Survival & Genome Transmission ...  
 Everything @ rexresearch.com on a Data DVD !**

[ORDER PAGE](#)

**Rex Research, POB 19250, Jean, NV 89019 USA**