



# Oxford International English

Student Activity Book



Sarah Snashall

2

OXFORD



**OXFORD**  
UNIVERSITY PRESS

Great Clarendon Street, Oxford, OX2 6DP, United Kingdom

Oxford University Press is a department of the University of Oxford.

It furthers the University's objective of excellence in research, scholarship, and education by publishing worldwide. Oxford is a registered trade mark of Oxford University Press in the UK and in certain other countries

© Oxford University Press 2014

The moral rights of the authors have been asserted

First published in 2014

All rights reserved. No part of this publication may be reproduced, stored in a retrieval system, or transmitted, in any form or by any means, without the prior permission in writing of Oxford University Press, or as expressly permitted by law, by licence or under terms agreed with the appropriate reprographics rights organization. Enquiries concerning reproduction outside the scope of the above should be sent to the Rights Department, Oxford University Press, at the address above.

You must not circulate this work in any other form and you must impose this same condition on any acquirer

British Library Cataloguing in Publication Data  
Data available

978-0-19-839218-7

1 3 5 7 9 10 8 6 4 2

Paper used in the production of this book is a natural, recyclable product made from wood grown in sustainable forests. The manufacturing process conforms to the environmental regulations of the country of origin.

Printed in Great Britain

### Acknowledgements

Cover illustration by Patricia Castelao

Illustrations are by: Roberta Angaramo; Ilias Arahovits; Micha Archer; Beatrice Bencivenni; George Black; Patricia Castelao; Katriona Chapman; Pippa Curnick; Steve Dorado; Steve Horrocks; Cathy Ionescu; Alan Marks; Meg Hunt; Jonatronix; Tamara Joubert; Mike Love; Gustavo Mazali; Jess Mikhail; Zack Mcloughlin; Dusan Pavlic; Luciana Navarro Powell; Kristina Swarner.

The publishers would like to thank the following for permissions to use their photographs:

p6: Photodisc; p10-11: Photodisc; p16: Pavel K/Shutterstock; p16: Tibor Bognar/Alamy; p16: PhotoBliss/Alamy; p18: svry/Shutterstock; p21: Deyan Georgiev/Shutterstock; P34: Blue Jean Images / Alamy; p34: Bubbles Photolibrary/Alamy; p34: John Birdsall/AGE Fotostock; p43: mtkan/Shutterstock; p48: Glow Asia RF/Alamy; p48: auremar/Shutterstock; p48: alexkar08/Shutterstock; p53: Photodisc; p56: cobalt88/Shutterstock; p57: Jon Stuart; p66: sad444/Shutterstock; p66: Peter Stroh / Alamy; p66: aclav Volrab/Shutterstock; p70: iadams/Shutterstock; p76: Ken Lucas/Getty; p76: Franco Banfi/naturepl.com; p76: Sergey Uryadnikov /Shutterstock; p77: Jason Isley-Scubazoo/Science Faction/Corbis; p78: Eduard Kyslynskyi/iStockphoto.com; p80: Juniors Bildarchiv GmbH/Alamy; p84: David Keith Jones/ALAMY; p86: Julie Langford/www.limbewildlife.org;

Although we have made every effort to trace and contact all copyright holders before publication this has not been possible in all cases. If notified, the publisher will rectify any errors or omissions at the earliest opportunity.

Links to third party websites are provided by Oxford in good faith and for information only. Oxford disclaims any responsibility for the materials contained in any third party website referenced in this work.

## Welcome to Activity Book 2. We'll help you along the way.



# Contents



## Unit contents

		4
<b>1</b>	<b>Fiction New friends</b>	6
<b>2</b>	<b>Non-fiction Party time!</b>	16
<b>3</b>	<b>Poetry Everyday poems</b>	28
<b>4</b>	<b>Fiction World stories</b>	34
<b>5</b>	<b>Non-fiction How things work</b>	48
<b>6</b>	<b>Poetry Caribbean trip</b>	60
<b>7</b>	<b>Fiction Mountain bear adventure</b>	66
<b>8</b>	<b>Non-fiction Animal world</b>	76
<b>9</b>	<b>Poetry Wordplay poems</b>	88
	<b>Learning reflections</b>	96



# Unit contents

Unit	Theme	Reading and comprehension	Writing
1	New friends	<b>Fiction</b> Narrative with a familiar setting <i>The Dreaming Tree</i>	Fiction Planning a story with setting, characters and structure story with beginning, middle and end
2	Party time!	<b>Non-fiction</b> Instructions <i>Party To Do list, Invitation, How to get to my house, How to Make a Pizza, The Great Coin Trick, Dancing Dragon Puppet, Catch the Dragon's Tail game</i>	Non-fiction Writing instructions
3	Everyday poems	<b>Poems</b> Playtime poems <i>On the Playground, My Football Counting Rhyme, My Mum's Sari, Goodbye Granny, Supermarket</i>	Poetry Writing a poem
4	World stories	<b>Fiction</b> Traditional narratives from around the world <i>How Bear Lost His Tail, The Golden Slipper, Yoshi the Stonecutter</i>	Fiction Writing a traditional story
5	How things work	<b>Non-fiction</b> Explanations <i>How Glass is Recycled, Exploring Volcanoes, How to Create a 3D World</i>	Non-fiction Writing an explanation
6	Caribbean trip	<b>Poems</b> Poems by significant poets <i>I'd Like to Squeeze, Flying Fish, Classes Under the Trees, Water Everywhere, Crab Dance, Granny Granny Please Comb My Hair</i>	Poetry Writing a poem
7	Mountain bear adventure	<b>Fiction</b> Narrative by significant author <i>The Dancing Bear</i>	Fiction Planning a story with a sequence of events Evaluate and edit story plan
8	Animal world	<b>Non-fiction</b> Non-chronological reports <i>Amazing Leatherback Turtle Facts, Animals in Danger, Young Explorers, Ngorongoro Crater</i>	Non-fiction Writing report facts
9	Wordplay poems	<b>Poems</b> Poems with language play <i>Over My Toes, Allivator, Tree Poem, Name That Dragon, Night-lights, Sheep</i>	Poetry Writing a list poem



Language, grammar, spelling, vocabulary, phonics, punctuation	Speaking and listening
<ul style="list-style-type: none"> <li>Blend sounds</li> <li>Connectives, <i>and, but, because</i></li> <li>Two-letter phoneme, /ar/</li> <li>Extending range of interesting words and phrases to describe</li> </ul>	<p>Questions – developing ideas and explaining further</p> <p>Recounting experiences</p> <p>Expressing ideas precisely</p>
<ul style="list-style-type: none"> <li>Instructions vocabulary</li> <li>Common suffix, <i>-ly</i></li> <li>Blend sounds</li> <li>New words in context</li> </ul>	<p>Questions – developing ideas and explaining further</p> <p>Expressing ideas precisely</p> <p>Including relevant details</p> <p>Attentive listening and role play</p>
<ul style="list-style-type: none"> <li>Rhyming patterns</li> <li>Long vowel phonemes /igh/ /ee/ /oa/ /ai/ /oi/ /oo/</li> <li>New words in context</li> <li>Alliteration</li> <li>Features of poetry genre</li> </ul>	<p>Questions – developing ideas and explaining further</p> <p>Expressing ideas precisely</p> <p>Trying out different ways of speaking</p> <p>Speak clearly about likes and dislikes in reading poetry</p>
<ul style="list-style-type: none"> <li>Long vowel phoneme, /ou/</li> <li>Connectives, <i>but, when, because, and</i></li> <li>Verbs past tense</li> <li>Traditional tale language</li> <li>Compound words</li> <li>Interesting words and phrases to describe people</li> <li>Significant words</li> <li>Respond to question words</li> </ul>	<p>Questions – developing ideas and extending understanding</p> <p>Recounting experiences</p> <p>Expressing ideas precisely</p> <p>Including relevant details</p> <p>Vary talk to hold listener's attention</p> <p>Show attentive listening</p>
<ul style="list-style-type: none"> <li>Long vowel phonemes, /ee/ /ai/ /igh/</li> <li>Time words</li> <li>Sentence punctuation: capital letters</li> <li>Verbs</li> <li>Connectives, <i>so, because</i></li> <li>Interesting and significant words and phrases</li> <li>Features of explanation texts</li> <li>Question words</li> </ul>	<p>Questions – developing ideas and extending understanding</p> <p>Recounting experiences</p> <p>Expressing ideas precisely</p> <p>Including relevant details</p>
<ul style="list-style-type: none"> <li>Rhyming words, sounds and rhythm</li> <li>Alliteration</li> <li>Spelling common word ending, <i>-ing</i></li> <li>Interesting and significant words and phrases</li> <li>Features of poetry genre</li> <li>Adjectives</li> <li>Compound words</li> </ul>	<p>Expressing ideas precisely</p> <p>Including relevant details</p> <p>Listening carefully, responding and asking questions of others</p>
<ul style="list-style-type: none"> <li>Common suffix, <i>-ly</i></li> <li>Simple adverbs</li> <li>Language of time</li> <li>Time words</li> <li>Interesting and significant words and phrases</li> <li>New words in context</li> </ul>	<p>Questions – developing ideas and extending understanding</p> <p>Expressing opinions and ideas precisely</p>
<ul style="list-style-type: none"> <li>Features of non-chronological reports</li> <li>Finding factual information from charts and diagrams</li> <li>Verbs</li> <li>Significant and technical words</li> <li>Subheadings and paragraphs</li> <li>Syllables</li> <li>Connectives, <i>and, if, because, when</i></li> <li>Adjectives</li> </ul>	<p>Questions – developing ideas and extending understanding</p> <p>Expressing opinions and ideas precisely</p>
<ul style="list-style-type: none"> <li>Digraph, <i>sl</i></li> <li>Rhyming words</li> <li>Features of poetry genre</li> <li>Adjectives</li> <li>Common spellings of /igh/ phoneme</li> </ul>	<p>Extending experiences through role-play</p> <p>Reciting poems</p> <p>Expressing opinions precisely</p>



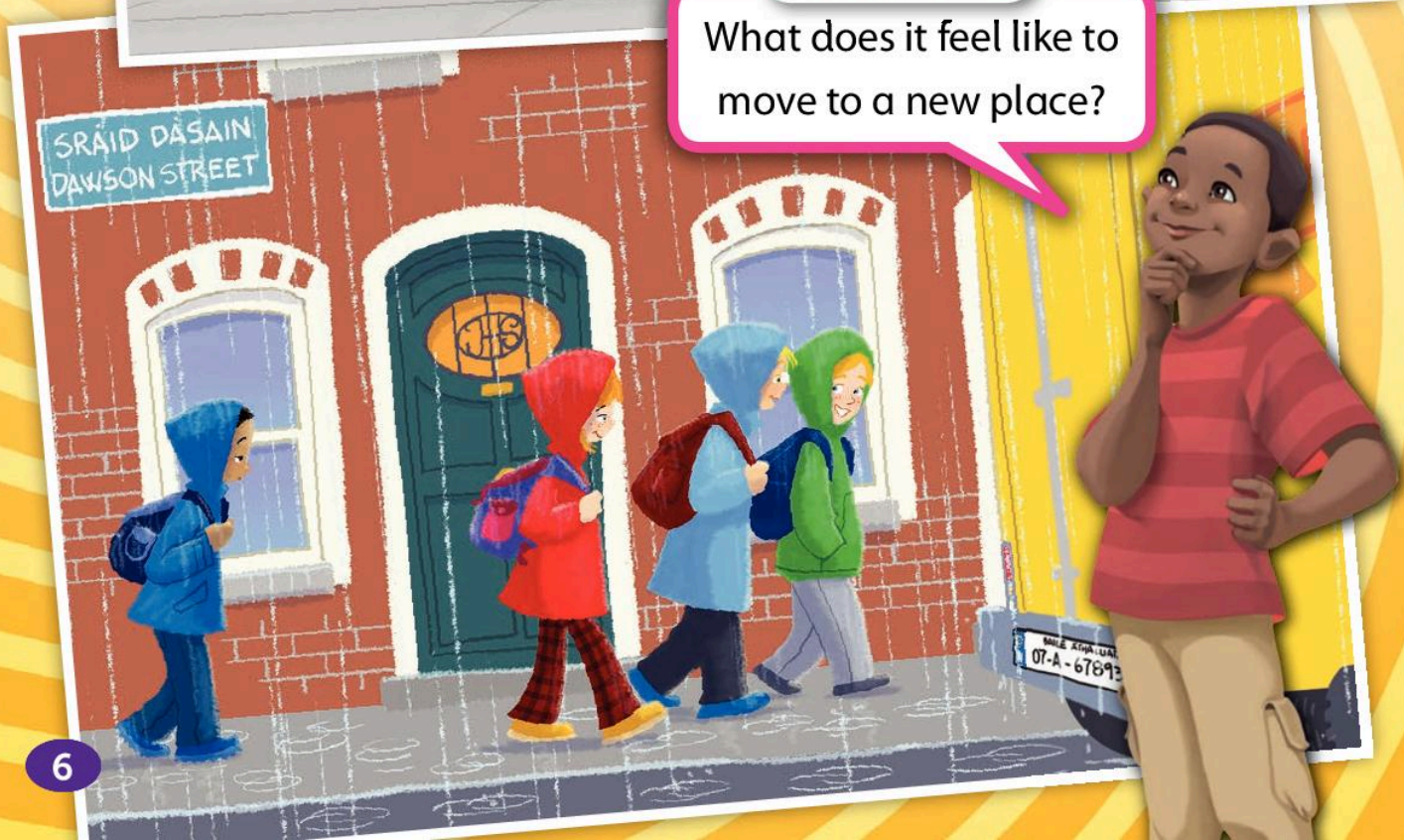
# 1

## New friends



### Let's Talk

What does it feel like to move to a new place?





# The Dreaming Tree

## A Read and respond

Write the things Roberto links in his mind to Rio de Janeiro and the ones he links to Ireland. Find the words in the story.

trees and flowers

warm and sunny weather

grandmother

parrots

park

snakes

rain

Rio de Janeiro

Ireland



## B Read and respond

Find clues in the story to show how Roberto feels at the beginning and the end of the story and write them in the boxes.

Beginning



End





 **What do you think?**

Answer these questions.

- 1** Why was Roberto walking quickly at the beginning of the story?

---

- 2** How do you think Roberto felt when he watched the boys playing football?

---

- 3** Why did Vovó tell Roberto the story of the Dreaming Tree?

---

---

- 4** What is Roberto's heart's desire?

---

- 5** Roberto showed off his Brazil top at the end of the story. What does this tell the reader about how he is feeling?

---

---

# Word detective



**A** Choose one of these words to join each pair of sentences.

**and but because**

**1** *Amanda smiled most of the time. She was not smiling now.*

Amanda smiled most of the time \_\_\_\_\_ she was not smiling now.

**2** *He wanted to get through the park quickly. He did not want to see the boys playing football.*

He wanted to get through the park quickly \_\_\_\_\_ he did not want to see the boys playing football.

**3** *He was always the captain. He always got the best players.*

He was always the captain \_\_\_\_\_ he always got the best players.

**4** *Roberto and Amanda always spoke Portuguese to their grandmother. She didn't speak any English at all.*

Roberto and Amanda always spoke Portuguese to their grandmother \_\_\_\_\_ she didn't speak any English at all.



**B** Find words in the story that have the letter group **ar** in them. Put them in the correct column.

If you find more words for any column, write them on a separate piece of paper.



<b>ar</b> at the beginning of the word, e.g. <b>art</b>	<b>ar</b> in the middle of the word, e.g. <b>part</b>	<b>ar</b> at the end of the word, e.g. <b>far</b>

## 1 New friends

- C** Find three words or phrases in the story that describe the park and three that describe the jaguar. Then add two of your own for each one.

**The park**

---

---


---

**The jaguar**

---

---

---



**Your own words**

---

---




# Get writing



Plan a story set somewhere you know well.

## Part A Familiar setting

Choose one of these settings for your story.



Describe your chosen setting here.

---

---

---

---

---

---

---

---

Don't forget to use adjectives to describe your setting.



## Part B Main character



Draw your character

What is your character like? (Shy, kind, funny, silly, naughty, mean, sensible or something else?)

---

What does your character like to do? (Play sports, read, chat on the phone, draw, play computer games or something else?)

---

What is your character's name?

---

What is their heart's desire?

---

## Part C Story plan

Use these questions to help you to plan your story. Write your plan on separate paper.

### Beginning

Where is your character? What is he or she doing? Do they see something?

### Middle

What happens next? Does your character get lost? Do they meet someone? Do they get given something? Do they feel frightened or excited?

### End

How does your story finish?

Use your plan to tell your story to your partner.






2

# Party time!



## Let's Talk

What is your favourite celebration?  
Explain why.





# How to get to my house

## A Read and respond

- 1 Use the street map on page 21 in the anthology. Start at the school and follow these directions.

Turn left out of the school. Take the first turning on the left. Carry on to the next corner. Cross over the road. Where are you?

---

- 2 Your mother wants to buy some bread on the way to the party. Write directions for getting from the school to the bakery.
- 
- 
- 

- 3 Choose a place on the map. Give your partner directions to get there from the school. Make sure you use these time words: First, Next, Then.

Did your partner end up at the right place?



# Word detective

**A** Find four instruction words in **How to Make a Pizza**.  
Write them here.

---

---

Find these three time words in **How to Make a Pizza**.  
Tick them when you had found them.

First       Next       Finally







Words ending in **-ly** often tell us how something is done.

**B** Find one word in **The Great Coin Trick** that ends in **-ly**.

\_\_\_\_\_

**C** Place a tick in the chart when you find each feature in the instructions you have read.

	<b>Party To Do list</b>	<b>How to get to my house</b>	<b>How to Make a Pizza</b>	<b>The Great Coin Trick</b>
Instruction words				
Numbered points				
What you need list				
Clear language				
Diagrams				

Clear language makes instructions easy to understand.



## 2 Party time!

### A Read and respond

Answer these questions about **Dancing Dragon Puppet**.

1 Why do you need a pair of scissors?

---

2 When do you need to use sticky tape?

---

3 What do you use the straws for?

---

### B Read and respond

Use the picture to help you write the instructions.

\_\_\_\_\_ the



\_\_\_\_\_ and

\_\_\_\_\_.



## C Read and respond

Number the instructions in the correct order for the **Catch the Dragon's Tail** game. Instruction 1 has been done for you.

1

Divide yourselves into two teams.

Each dragon head chases the other dragon's tail.

The first dragon to pull out the other dragon's tail is the winner.



Hold on to the shoulders of the child in front of you.

The two dragon tails tuck their scarves into their waist bands.



# Word detective



**A** Write four instruction words from **Dancing Dragon Puppet**.


---

---

**B** Find these words in **Dancing Dragon Puppet**. With a partner, talk about what you think they mean.

**direction    concertina    secure**

**C** Write an instruction word for each of these actions.

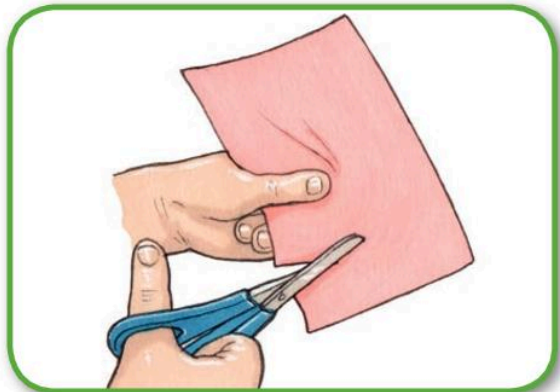



\_\_\_\_\_ stir \_\_\_\_\_



\_\_\_\_\_

# Non-fiction Instructions





# Get writing



## My pizza

Don't forget to use time words.



**A** Write instructions for making a pizza.



Non-fiction Write instructions





# How to make a Chinese lantern


**B** Write the instructions next to each picture.

**You will need**

Coloured paper

Scissors

Glue



- ▶ Cut some lines along the fold end.
- ▶ Fold the paper in half.
- ▶ Stick the handle on the inside of the lantern.
- ▶ Cut a strip of paper to make a handle. Put glue on each end.
- ▶ Open out the paper. Glue the short sides together.

**What to do**

1

---

---

---

---



2

---

---

---



3

---

---

---



4

---

---

---



5

---

---

---



Make more lanterns and hang them up!





# 3

## Everyday poems

### A Read and respond

Read **On the Playground** and **My Football Counting Rhyme**.  
With a partner, say which poem you like best and why.

### B Read and respond

Reread **My Football Counting Rhyme**. Tick the box to show if each sentence is true or false.

- |  | True                     | False                    |
|--|--------------------------|--------------------------|
| ● He kicked the football six times in the kitchen. | <input type="checkbox"/> | <input type="checkbox"/> |
| ● The football smashed the greenhouse glass.       | <input type="checkbox"/> | <input type="checkbox"/> |
| ● He had to hide the football.                     | <input type="checkbox"/> | <input type="checkbox"/> |

### C What do you think?

In **My Football Counting Rhyme**, the boy says he had to hide. Do you think this was right, or should he have owned up to breaking the glass?

---

---



# Word detective



**A**

Find words in **My Football Counting Rhyme** that rhyme. With your partner, talk about the rhyming pattern.

**B**

Long vowel sounds can be spelled out by different letter groups. Say these sounds to practise. With a partner, take turns to think of a word for each long vowel sound and spell it out.

/igh/

/ee/

/oa/

/ai/

/oi/

/oo/

**C**

Draw a line between each pair of rhyming words. Underline the different ways the long vowel sound is spelt in each pair. The first one has been done for you.

weep

toys

wait

bite

sight

leap

coat

wrote

boot

plate

noise

fruit



## My Mum's Sari

### A Read and respond

Write down one thing that the child loves to do with her mum's sari.

---



### B Read and respond

What does 'quick escape' mean in the last line of the poem?

---

### C Read and respond

In the poem, find two words together that start with the same sound.

---

When two words that start with the same letter and sound are placed together, it makes the poem sound interesting.



# Goodbye Granny

## A Read and respond

Does the boy live close to Granny? How do you know?

---

---

## B Read and respond

Where do you think the good times are stored?

---

---



## C Read and respond

Find words that start with the same sound that sit next to each other in the poem.

---



# Supermarket

## A Read and respond

With a partner, take on the roles of Joe and his mother. Each time his mother repeats his name, make your voice louder.



## B Read and respond

With your partner, work out what happens to the jam, the cans and the Chocolate Dreams at the end of the poem.

## C Read and respond

Find the following types of poems in this unit and write their names. (You can use the same poem more than once.)

Can you find...?

Name of poem

A poem that rhymes

\_\_\_\_\_

A poem with a strong rhythm

\_\_\_\_\_

A poem that paints pictures in your mind

\_\_\_\_\_

A funny poem

\_\_\_\_\_

## Get writing



A

Using the three-line pattern that is used in **On the Playground** write a two verse poem about being back in the classroom after playtime.

You can use some of these rhyming words to help you.

snoring

drawing

storing

talking

walking

squawking

playing

saying

laying

throwing

sowing

blowing




---



---



---



---



---



---



---



# 4

## World stories



### Let's Talk

What is your favourite story?  
Is there someone in your family who tells you stories?



# How Bear Lost His Tail

## A Read and respond

Use the story map to tell your version of the story to a friend.



3 Fox grabbed the fish and ran off with it.

4 Fox lied to Bear about how he caught the fish.

5 Bear put his tail in the icy water.



7 Bear was angry and went off to find Fox.



## B Read and respond

Draw a line from each character to the word that best describes their personality.



kind

trusting

trickster

silly

## C What do you think?

Why do you think Fox was so mean to Bear?

---

---

Word detective 

**A** Circle all the words that have the /ou/ sound in them.

plough snow how frozen  
 mountain cold cough now  
 count growl nowhere

**B** Fill in the missing connective in each sentence.

but when because and

- 1 Fox was tired and hungry \_\_\_\_\_ he saw the fish that Otter had caught.
- 2 Bear sat down \_\_\_\_\_ put his tail in the water.
- 3 Bear's tail tingled \_\_\_\_\_ the water was so cold.
- 4 Bear looked at his tail \_\_\_\_\_ it had come off!





Find the right verbs from the story to complete these sentences.

Snow \_\_\_\_\_ everything. There \_\_\_\_\_

frost on the berries and ice \_\_\_\_\_ the lake and

Fox and Bear \_\_\_\_\_ anything

to eat.

Otter \_\_\_\_\_ to see his friend and \_\_\_\_\_

his fish down. But Fox \_\_\_\_\_ the fish in his

sharp teeth and \_\_\_\_\_ off with it.

Add a past tense verb of your own in each sentence.

Otter \_\_\_\_\_ surprised.

The animals \_\_\_\_\_ for food.

Bear \_\_\_\_\_ with anger.

Most stories are written in the past tense.



# The Golden Slipper

## A Read and respond

Find four phrases that tell you this story is set in a different time and place from your own.



---

---

---

---

## B Read and respond

With a partner, pretend to be Hutun and her daughter after Maha gets married. What do they say to each other?



Do you think they are happy for Maha?



**C** Read and respond

Answer these questions.

1 Why was the stepmother mean to Maha?

---

2 Why was the red fish kind to Maha?

---

3 What did the fish mean when it said that Maha's beauty was her kind heart?

---

---



# Word detective



**A**

Find these words in the story. Split each word into the two words that make it.

**fisherman**

\_\_\_\_\_

**friendship**

\_\_\_\_\_

**throughout**

\_\_\_\_\_

**everyone**

\_\_\_\_\_

**sunrise**

\_\_\_\_\_

Words like these are called compound words.



**B**

Point out all the time words and phrases in the story to your partner.



# Yoshi the Stonecutter

## A Read and respond

Yoshi finds out what really makes him happy. What does he *think* will make him happy? Complete these sentences.

1 When Yoshi is a stonecutter he wants to be a rich man

because \_\_\_\_\_

2 When Yoshi is a rich man he wants to be a prince because

\_\_\_\_\_

3 When Yoshi is a prince he wants to be the sun because

\_\_\_\_\_

4 When Yoshi is the sun he wants to be a cloud because

\_\_\_\_\_

5 When Yoshi is a cloud he wants to be a rock because

\_\_\_\_\_

6 When Yoshi is a rock he wants to be a stonecutter because

\_\_\_\_\_

## B Read and respond

What kind of person is Yoshi? Think of your own words to describe him.



---

---

---

---

---

---

## C What do you think?

What would you wish for that would make you happy?

---

---

Do people, places,  
events or objects make  
you happy?





# Word detective



Find at least four of each of these types of words in the three stories you have read.

**Words that show time passing**

**Words for 'said'**

**Words for movement**

# Get writing



Write the next part to the story **How Bear Lost His Tail** in which kind Otter teaches Bear to fish for salmon by a waterfall.

## Part A

Look at this snowy scene. Imagine you are there. Use the words to help you write a description of the scene. How would you write this to start your story?

paw prints in the snow

thick snow

branches laden with snow

frozen lake



---

---

---

---

---



## Part B

What kind of personalities do Otter and Bear have?

Write some words to describe them in the boxes.



---

---

---

---

---

---

---

---

## Part C

Plan your story. Write the words and phrases you are going to use under each picture. Use a separate piece of paper if you want to write more.

Title of story: \_\_\_\_\_





# 5

## How things work



### Let's Talk

What was the last explanation you gave?





# How Glass is Recycled

There are two types of explanation text:

- Explaining **how** things work or happen
- Explaining **why** things work or happen



## A Read and respond

Which type of explanation text is this?

---

## B Read and respond

Answer these questions.

1 How is glass sorted when it first reaches the recycling plant?

---

2 What is the third thing that happens to glass bottles and jars when they are being recycled?

---

3 What happens to the glass after it has been melted?

---



## C Read and respond

Think about the order in which glass is recycled.

- 1 Write these words in the correct order to show how glass is recycled.

**sorted**   **shaped**   **cleaned**   **melted**



---

- 2 How does the author show the order of the steps in the recycling process?

---

---

## Word detective



- A** Find a word in the text that has the long:

**/ee/** sound \_\_\_\_\_

**/ai/** sound \_\_\_\_\_

**/igh/** sound \_\_\_\_\_

**B** Add one of these time words to each sentence.

**finally**      **then**      **first**

Don't forget to change the first letter to a capital letter when the word starts the sentence.



- 1 \_\_\_\_\_ the glass bottles are collected.
- 2 The bottles are \_\_\_\_\_ sorted into different colours.
- 3 The glass is washed, melted and \_\_\_\_\_ made into new glass.

**C** Underline the verbs in these sentences.

- 1 Jars are put into the bin.
- 2 Bottles are put together.
- 3 The glass is melted.

Remember – these verbs are made up of two parts.





## Exploring Volcanoes

### A Read and respond

Answer these questions.

1 What is a volcano?

---

---

2 Why do scientists use a robot to explore inside a volcano?

---

3 What happens in the control room?

---

---

4 Name one thing that makes Dante II good for exploring volcanoes.

---

---



**B** Read and respond

Does this text explain how something works or happens, why something works or happens, or both?

---

**C** Read and respond

Draw a line from the information to the section you find it in.

**Information**

General information  
about volcanoes

Dangerous volcanoes  
around the world

The parts of Dante II

Information about the  
people who live near  
Mount Vesuvius

**Section**

Chart (page 51)

A close-up of Dante II  
diagram (page 53)

Introduction (page 50)

Caption to photo  
(page 50)



# Word detective



A **connective** is a word that joins two parts of a sentence together.



**A**

Choose the best connective to complete each sentence.

**so**   **because**

- 1 Dante II has eight legs \_\_\_\_\_ it can climb over rocky ground.
- 2 Dante II can walk over rocky ground \_\_\_\_\_ it has eight legs.
- 3 Dante II has a video camera \_\_\_\_\_ it can take pictures.
- 4 People use a robot to explore inside volcanoes \_\_\_\_\_ it is not safe for them to go inside.

## How to Create a 3D World

### A Read and respond

Number these actions to show the order in which Jon does them.

- Jon moves the eyes of the character.
- He puts the character into a pose.
- Jon creates the character's expression.
- He puts skin and clothes on the skeleton.
- He puts the character into a setting.
- Jon creates the skeleton for the character.



### B Read and respond

Find two phrases that make the explanation sound interesting for the reader.

---



---



# Word detective



**A** Tick each of these features of explanation texts when you find it in **How to Create a 3D World**.

Present tense  Illustration

Time words  Technical words

Why do you think explanations have pictures?



**B** Explanations often use technical words. Find these technical words. Talk to a partner about what they mean.





Imagine you are going to interview Jon Stuart about his work.



What questions would you like to ask him?

What \_\_\_\_\_

When \_\_\_\_\_

How \_\_\_\_\_

Where \_\_\_\_\_

Who \_\_\_\_\_



Remember to use a question mark after each question.

# Get writing

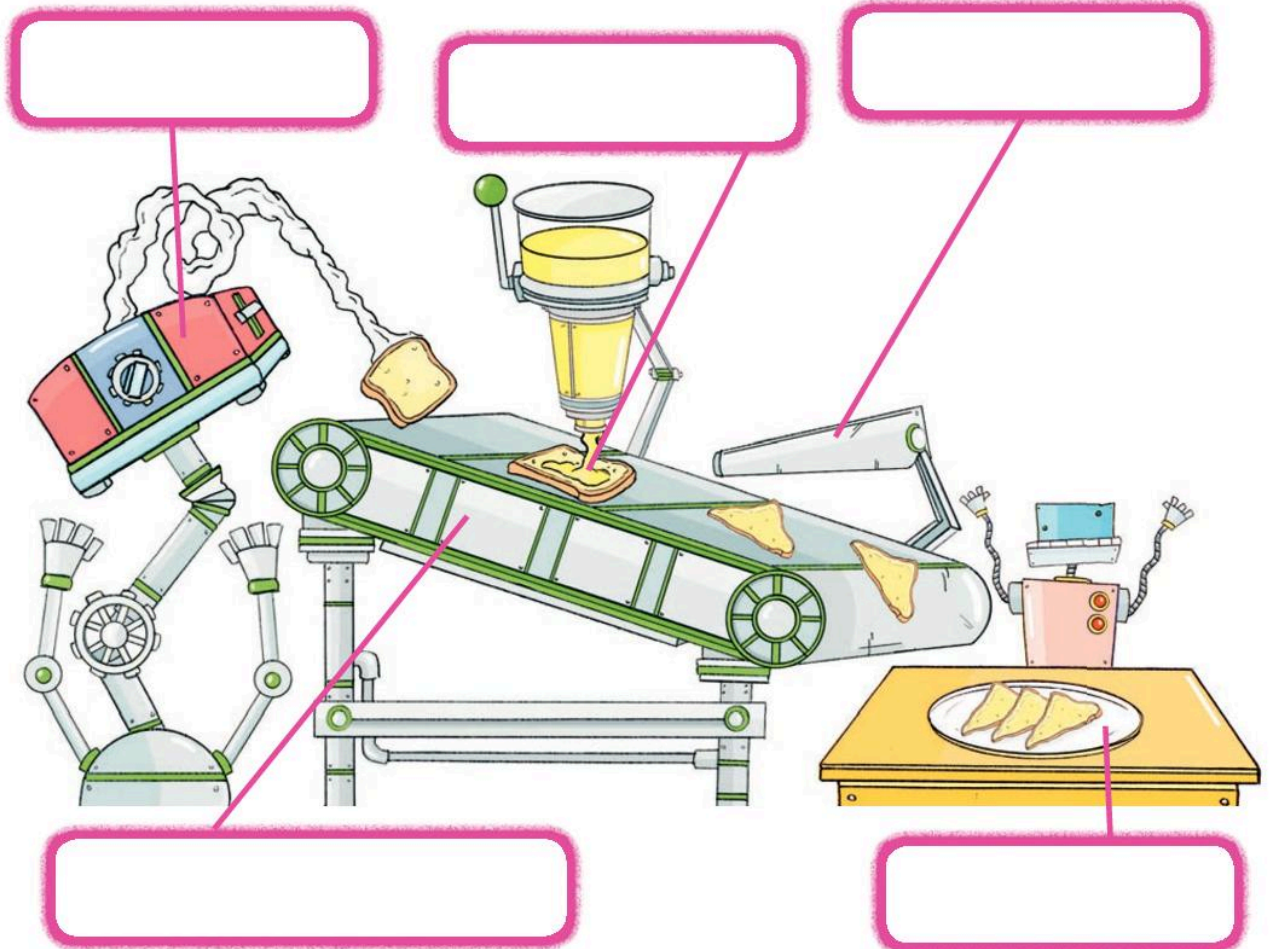


## How a toast-making machine works

### Part 1

Use these words to label this diagram of a toast-making machine.

**chopper toaster butter plate conveyer belt**





## Part 2

How does the machine work? Write your explanation here.

First, the bread is toasted and pops out \_\_\_\_\_  
\_\_\_\_\_

Next, \_\_\_\_\_  
\_\_\_\_\_

Then, \_\_\_\_\_  
\_\_\_\_\_

Finally, \_\_\_\_\_  
\_\_\_\_\_

# 6

## Caribbean trip

### Flying Fish

#### A Read and respond

Answer these questions.

1 How does the fish move in the water?


---

2 How does the fish move in the air?

---

3 Do you think the flying fish needs to make up its mind?

---



#### B Read and respond

Describe the scene to your partner.

#### C What do you think?

Choose your favourite line. Explain why you like it.

---



## Word detective



**A** Find one pair of rhyming words.

\_\_\_\_\_

**B** Find one line that uses alliteration.

\_\_\_\_\_

**C** Add **-ing** to these words. Cross out **any** letters that need to be removed.

If the word ends in 'e', remove the 'e' before adding **-ing**.



fly \_\_\_\_\_

dance \_\_\_\_\_

slither \_\_\_\_\_

creep \_\_\_\_\_

race \_\_\_\_\_

peck \_\_\_\_\_



## Classes Under the Trees

### A Read and respond

Answer these questions.

1 Why does the class go outside?

---



2 When do they have their lessons outside?

---

3 Why does the poet think that the birds are having their lessons?

---

### B Read and respond

Find words or a phrase that help to create a picture in your head.

---

### C Read and respond

This poem doesn't rhyme. Discuss with your partner what makes it a poem.

# Word detective

**A** Find two interesting adjectives in the poem.

---

---

Remember – an **adjective** describes a person, a place or a thing.



**B** Find three compound words. Write the two words that make up each one. Discuss with your partner how they help you understand the meaning of the word.

1 \_\_\_\_\_ =

---

2 \_\_\_\_\_ =

---

3 \_\_\_\_\_ =

---

## Crab Dance

### A Read and respond

Answer these questions.

- 1 When do the red crabs come out to dance?

---

- 2 Where do the red crabs go to dance?

---

- 3 What patterns can you see in each verse?

---

---



### B Read and respond

Talk to your partner about why 'scuttle-foot', 'side-ways' and 'bulb-eye' are good ways to describe the way the crabs move.

### C What do you think?

Discuss with your partner why the poet chose this setting and time to describe the crabs' dance.




## Get writing



**A** Write a poem about fish swimming in the moonlight.  
Use these words – or your own – to complete the verse.

silvery



sparkling

glistening

darting

Play moonlight

and the \_\_\_\_\_ dance

their \_\_\_\_\_ dance

in the \_\_\_\_\_ sea.

**Write a second verse about children dancing  
on the beach.**

Play sunlight

and the \_\_\_\_\_ dance

their \_\_\_\_\_ dance

on the \_\_\_\_\_ sand.



# 7

## Mountain bear adventure



### Let's Talk

Do you think wild animals should be kept as pets?





# The Dancing Bear

## A Read and respond

Answer these questions.

1 Where is the story set?

---

2 Who is telling the story?

---

3 How does Roxanne's grandfather make money from the bear?

---

---

4 If Roxanne goes with Niki to become a pop star, what do you think will happen to Bruno?

---

---





## B Read and respond

- 1 Write what you think the characters might be thinking.



Do you think Roxanne should make Bruno dance?



**2** Circle the three statements that are true.

- a** Grandfather lets Roxanne keep the bear because he wants Roxanne to have a pet.
- b** The bear makes lots of money for Roxanne's grandfather.
- c** Roxanne and the bear love to go running together after school.
- d** The film crew comes to the village to film a pop video.

**C** What do you think?

Is Bruno happy living in the cage? Talk about your answer to a partner.





# Word detective



**A** Find three words in the story that end in **-ly**.  
Write them here.

---


---

Now turn these words into adverbs by adding **-ly**.

**bad**      **terrible**      **hungry**

---

---



Remember these rules when adding **-ly**:

If a word ends in 'le' (e.g. gentle), drop the 'e' and add 'y' (gently).

If a word ends in 'y' (e.g. easy), change the ending to 'ily' (easily).



**B**

Find these time words in the story. Write the page number where you found the words.

**Just then**

page

**Every day**

page

**Then**

page

**Often**

page

**After supper**

page

Use the time words to complete these sentences.

\_\_\_\_\_ Kofi goes to have supper at his grandmother's house.

\_\_\_\_\_ she treats him to an ice cream.

\_\_\_\_\_ Kofi walks home.



## 7 Mountain bear adventure

- C** Write the words and phrases next to either Roxanne or her grandfather. Add some descriptions of your own.

**tight-fisted old goat**


**grumbling**

**pure magic**

**interested in money**

**fantastic singer**

**kind to Bruno**



# Get writing



## Part A Story plan

Think about a story in which a boy or a girl finds a wild animal and keeps it as a pet.

What is your character called?

What type of animal does your character find?

Where does he or she find the animal?

Where does he or she keep the animal?

What does his or her parents or carers say?



### Part B Story plan

Use the questions below to help you plan your story.

#### **Beginning**

Start your story off: say who your character is and where they find the animal. Is the animal dangerous? How does your character get the animal home?

#### **Middle**

What happens next? Describe where the character hides the animal. Write what your character's parents or carers say. Say what the character and animal do together.

## End

How will your story end? Perhaps the animal scares away a bully or a robber. Will the character take the animal back to the place where it was found or to a zoo, or will they keep it?



Read your story plan to make sure that you have a good beginning, middle and ending.



# 8

## Animal world



Ivory-billed woodpecker



Western lowland gorilla

### Let's Talk

If you could save only one of these animals from extinction, which one would it be? Explain why.



Northern right whales



# Amazing Leatherback Turtle Facts

## A Read and respond

Answer these questions.

- 1 Where do leatherback turtles lay their eggs?

---

- 2 How deep can leatherback turtles dive?

---

- 3 In which year were there more female turtles laying eggs?

---


## B Read and respond

Write one reason why the turtles are dying.

---

---

---



## Animals in Danger

### A Read and respond

Draw a line to show where each bit of information appears.

#### Information

'Amur leopard' (words in red)

'The Javan rhino has skin that looks like armour.'

'Hunters kill the rhino for sport.'

#### Where it is found

Caption

Chart

Subheading

### B Read and respond

Use the anthology charts to answer these questions.

1 How many Amur leopards are left in the world?

2 Where does the Javan rhino live? \_\_\_\_\_

3 Tick the problem that is true for both the Amur leopard and the Javan rhino.

They are killed by hunters.

They don't have enough to eat.

They are killed for medicine.



# Word detective



Reports about living things are written in the present tense.



**A**

Write the missing verb in these sentences.

Look back at pages 80–83 to help you.

- 1 The Amur leopard \_\_\_\_\_ in the snowy forests in Russia.
- 2 They \_\_\_\_\_ a long way to find food.
- 3 The Javan rhino \_\_\_\_\_ the most threatened.
- 4 Workers \_\_\_\_\_ to make this park as good as it can be.

**B**

Write two special words to do with animals in danger.



## Young Explorers

### A Read and respond

Circle all the non-fiction features you can find in *Young Explorers*.

index

map

subheading

caption

photo

chart

### B Read and respond

Match the paragraph description to its subheading. The first one has been done for you.

#### Subheading

Chilly home

Hidden pandas

Trapped!

What will the future bring?

#### Paragraph description

Describes how the big forests are being turned into lots of little forests so the red pandas find it hard to travel between them

Tells us how people are trying to help the red panda

Explains where red pandas live

Explains why red pandas are hard to find

# Word detective



Report texts often have words that are special to the subject.



**A**

Find these science words in the anthology. Tick them when you find them.

bamboo

conservationists

study

replanting

wild

**B**

Show how each word can be split up into syllables. The first one has been done for you.

high/est

bamboo

replanting

conservationist



## Ngorongoro Crater

### **A** Read and respond

Answer these questions.

**1** Why do people visit the Ngorongoro Crater?

---

**2** Name three animals that live in the Ngorongoro Crater.

---

**3** Why do so many animals like to live in the crater?

---

**4** What might the Maasai farmers need to watch for?

---

**5** Why do the tourists stay in their jeeps and not walk around?

---



## B Read and respond

Find the following places on the map. Tick them when you have found them. Write one thing you would find in each place.

- 1 Lake Magadi

What can be found here? \_\_\_\_\_

- 2 Leral Forest

What can be found here? \_\_\_\_\_

- 3 Who or what lives outside the crater?

\_\_\_\_\_

## C What do you think?

What is the purpose of the Ngorongoro Crater text?  
Share your ideas with a partner.

Does it tell a story or give information about something?



# Word detective



- A** Fill in the gap in each sentence with the best connective. Use each word once.

**and if because when**

- 1 Lions stay inside the crater \_\_\_\_\_ there is plenty of food.
- 2 The Maasai people live near the Ngorongoro crater \_\_\_\_\_ take their animals into the crater to give them grass and water.
- 3 Zebras feel safe \_\_\_\_\_ they are close to other animals.
- 4 The tourists are happy \_\_\_\_\_ they can see lots of animals.



- B** Adjectives are words used to describe something.  
Write four adjectives from the report.

- C** Replace the adjective in each sentence with one of your own.

- 1 The Ngorongoro crater is a **[huge]** \_\_\_\_\_ grassy plain in Africa.
- 2 It was formed when **[an enormous]** \_\_\_\_\_ volcano erupted over 2 million years ago.

Adjectives are just as important in non-fiction as they are in stories.





# Get writing



## Part A

Write a suitable heading for the text below and add a caption next to the picture.

---

The Cross River gorilla is the most endangered gorilla. The gorillas are hunted for their meat. There are only about 300 Cross River gorillas left living in the forests in Nigeria and Cameroon in Africa. These forests are being cut down. This means the gorillas get trapped in small sections of forest.



---

---

---

Forest corridors are being created to link the small forests together. National parks protect the Cross River gorilla.

## Part B

Put the facts about the Cross River gorilla from **Part A** into the chart.

Look at the charts on pages 81 and 82 of your Anthology to help you.



### Cross River gorilla facts

**What is the problem?**



**How many are left?**



**Where do they live?**



**How are they being helped?**





# 9

## Wordplay poems

### Over My Toes

#### A Read and respond

Answer these questions.

- 1 Imagine you are the child in the poem. What do you see, feel and hear?

---

- 2 What else, apart from the sea, washes over the poet's toes?

---

- 3 Read every other line. What is the pattern in the poem?

---

#### B Read and respond

Read the poem aloud.

Use your arms to show the sea washing over your toes and back again in every pair of lines.





# Word detective



**A** Find words that start with **sl**.

sl\_\_\_\_\_

sl\_\_\_\_\_

sl\_\_\_\_\_

Can you think of two more words that begin with **sl**?

\_\_\_\_\_

**B** Circle three words that rhyme with 'goes'.

**hose**   **glows**   **owls**   **nose**   **cows**   **grows**

**C** Complete these sentences with **see** or **sea**.

**1** We went out to \_\_\_\_\_ in our boat.

**2** We could \_\_\_\_\_ Granny waiting for us.

# Name That Dragon

## A Read and respond

Answer these questions.

1 What do you notice about some of the dragon names?

---

2 Why is 'Sorrow-maker' a good name for a dragon?

---

---

3 Are the dragons named in the poem cuddly or scary?

---

## B Read and respond

Read the poem with your partner.

Clap your hands to show  
the rhythm as you read.

## C What do you think?

What is your favourite dragon name?

Talk to your partner about why you like it.



# Word detective



**A**

Find the words that rhyme with these words.

**catcher** \_\_\_\_\_ **stings** \_\_\_\_\_

**taker** \_\_\_\_\_ **jaw** \_\_\_\_\_

**B**

Find an adjective from the poem to describe these parts of the dragon.

\_\_\_\_\_ jaw

\_\_\_\_\_ fang

\_\_\_\_\_ wing

\_\_\_\_\_ tail





# Night-lights

## A Read and respond

Answer these questions.

- 1 Which light does the poet think is brighter – the night-light or the real moonlight?

\_\_\_\_\_

- 2 Why isn't the night-light needed?

\_\_\_\_\_

- 3 What are the two words that describe the moon's light?

\_\_\_\_\_



## B Read and respond

Tick the box to show if each sentence is true or false.

	True	False
It is a dark night.	<input type="checkbox"/>	<input type="checkbox"/>
The night-light makes a bright light.	<input type="checkbox"/>	<input type="checkbox"/>
The moon is bright and white.	<input type="checkbox"/>	<input type="checkbox"/>

# Word detective



**A**

Find the words in the poem that have the long /igh/ sound.

Remember – the long /igh/ sound can be spelt in different ways:



**igh** in high

**i** in find

**y** in cry

**i-e** in ice

**ie** in pie

l \_\_\_\_\_

n \_\_\_\_\_

t \_\_\_\_\_

s \_\_\_\_\_

m \_\_\_\_\_


w \_\_\_\_\_

b \_\_\_\_\_

Now add the correct letters to make other words with the /igh/ sound.

fl \_\_\_\_\_ k \_\_\_\_\_ nd cr \_\_\_\_\_ d

pr \_\_\_\_\_ z \_\_\_\_\_



# Get writing



## Part A

Use these words to write a list poem about a dragon. Combine one word from each list to create each name.

cave fire hero  
cloud treasure

fighter hoarder  
dweller breather  
toucher





## Part B

Now with your partner, think of something you would like to write a list poem about. It might be an animal, your favourite food, even your best friend!

Your words don't have to be made up of two words like the dragon poem. It can be as simple as this:

Brown  
Smooth  
Cool  
Sweet  
Chocolate icecream



---

---

---

---

---

---

---

---

## What do you think?

Which story, poem or facts did you like best? Draw a picture below of something you enjoyed learning about.



Write two sentences about what you liked best and why.

---

---

---

---








# Oxford International English 2

**Oxford International English Student Activity Book 2** used alongside *Student Anthology 2* supports your language and literacy teaching and learning goals. With the help of characters, May, Johan, Kofi and Leyla, take your students on a journey of discovery and build confident and inspired learners.


*Student Activity Book 2* integrates core language skills of reading, writing, speaking and listening within exciting themed units and includes:

- ▶ Differentiated activities and scaffolded writing tasks throughout for targeted learning
- ▶ Comprehension skills development based on stories, facts and poems from the anthology
- ▶ Contextualised grammar, spelling and vocabulary language focus
- ▶ Engaging topics for inquiry and discussion to develop speaking and listening skills
- ▶ Complements *Oxford Reading Tree* and *Project X* at Oxford levels 7, 8 and 9.


Also available:



9780198392200



9780198392170



9780192732637



Other levels available




**OXFORD**  
UNIVERSITY PRESS

How to get in touch:

**web** [www.oxfordprimary.co.uk/ie](http://www.oxfordprimary.co.uk/ie)  
**email** [schools.enquiries.uk@oup.com](mailto:schools.enquiries.uk@oup.com)  
**tel** +44 (0)1536 452610  
**fax** +44 (0)1865 313472

ISBN 978-0-19-839218-7



9 780198 392187