

Second Edition

A Complete  
Guide To  
Advertising  
Media Selection,  
Planning,  
Research,  
and Buying

# THE MEDIA HANDBOOK

Helen Katz

**THE  
MEDIA  
HANDBOOK**

**LEA's COMMUNICATION SERIES**

*Jennings Bryant and Dolf Zillmann, General Editors*

---

*Selected titles include:*

**Alexander/Owens/Carveth** • *Media Economics: Theory and Research, Second Edition*

**Moore/Farrar/Collins** • *Advertising and Public Relations Law*

**Moore** • *Mass Communication Law and Ethics, Second Edition*

**Reichert/Lambiase** • *Sex in Advertising: Perspectives on the Erotic Appeal*

**Sohn/Wicks/Lacy/Sylvie** • *Media Management: A Casebook Approach, Second Edition*

**Sterling/Bracken/Hill** • *Mass Communications Research Resources: An Annotated Guide*

---

For a complete list of titles in LEA's Communication Series, please contact Lawrence Erlbaum Associates, Publishers at [www.erlbaum.com](http://www.erlbaum.com).

# THE MEDIA HANDBOOK

Second Edition

**A Complete Guide to Advertising Media Selection,  
Planning, Research, and Buying**

---

**Helen Katz**



2003

LAWRENCE ERLBAUM ASSOCIATES, PUBLISHERS  
Mahwah, New Jersey

London

This edition published in the Taylor & Francis e-Library, 2008.

“To purchase your own copy of this or any of Taylor & Francis or Routledge’s collection of thousands of eBooks please go to [www.eBookstore.tandf.co.uk](http://www.eBookstore.tandf.co.uk).”

Copyright © 2003 by Lawrence Erlbaum Associates, Inc.

All rights reserved. No part of this book may be reproduced in any form, by photostat, microfilm, retrieval system, or any other means, without prior written permission of the publisher.

Lawrence Erlbaum Associates, Inc., Publishers  
10 Industrial Avenue  
Mahwah, NJ 07430

Cover design by Kathryn Houghtaling Lacey

### **Library of Congress Cataloging-in-Publication Data**

Katz, Helen E.

The media handbook / Helen Katz.— 2nd ed.

p. cm.

Includes bibliographical references and index.

ISBN 0-8058-4267-5 (cloth : alk. paper)

ISBN 0-8058-4268-3 (pbk. : alk. paper)

1. Advertising media planning. 2. Mass media and business.

3. Marketing channels. I. Title

HF5826.5 .K38 2003

659—dc21

2002035398

CIP

ISBN 1-4106-0755-0 Master e-book ISBN

**To my daughters,  
Stephanie, Caroline, and Vanessa**



---

# CONTENTS IN BRIEF

---

<b>Chapter 1</b>	What Is Media?	1
<b>Chapter 2</b>	Media In The Marketing Context	9
<b>Chapter 3</b>	Developing Optimal Media Objectives	34
<b>Chapter 4</b>	Exploring The Media	50
<b>Chapter 5</b>	Terms, Calculations, and Considerations	103
<b>Chapter 6</b>	Creating the Plan	123
<b>Chapter 7</b>	Offering Alternatives	140
<b>Chapter 8</b>	Making the Media Buys	152
<b>Chapter 9</b>	Evaluating the Media Plan	165





---

# CONTENTS

---

Foreword	xiii
Preface	xv
Introduction	xix
<b>Chapter 1 What Is Media?</b>	<b>1</b>
What Media Are Out There? 2	
The Role of Media in Business 3	
Media Versus Communications 4	
The Role of Media in Consumers' Lives 4	
How Media Work With Advertising 5	
Tasks in Media 7	
Summary 7	
<b>Chapter 2 Media in the Marketing Context</b>	<b>9</b>
Getting to Know the Consumer 11	
Looking at the Marketplace 17	

What Are the Competitors Up To? 19  
Where Is Your Brand Sold? 27  
A Word About Budgets 31  
Timing and Other Issues 31  
Summary 32  
Checklist—Media in the Marketing Context 33

**Chapter 3 Developing Optimal Media Objectives 34**

How the Marketing Objective Leads to the Media Objective 35  
Media and the Advertising Objective 36  
Advertising Objectives and the Consumer Decision Process 39  
Media and the Consumer Decision Process 40  
Establishing Media Objectives 41  
Summary 48  
Checklist—Developing Optimal Media Objectives 48

**Chapter 4 Exploring the Media 50**

Media Versus Communications 51  
Media Categories 51  
A Television in Every Home 52  
New Forms of Television 61  
Benefits of Television to Advertisers 63  
Drawbacks of Television Advertising 64  
Research on Television 67  
Radio—The “Everywhere” Medium 67  
Benefits of Radio to Advertisers 72  
Drawbacks of Radio Advertising 74  
Research on Radio 75  
All the News That’s Fit to Print—Newspaper Advertising 76  
Benefits of Newspapers to Advertisers 78  
Drawbacks of Newspaper Advertising 81  
Research on Newspapers 82  
Magazines—An Explosion of Choice 83  
Benefits of Magazines to Advertisers 84  
Drawbacks of Magazine Advertising 86  
Research on Magazines 87

Outdoor Billboards and Beyond—  
 From Cairo, Egypt, to Cairo, Illinois 87  
 Benefits of Outdoor Billboards to Advertisers 90  
 Drawbacks of Outdoor Billboard Advertising 91  
 The Internet—The Ultimate Choice 92  
 Benefits of the Internet to Advertisers 94  
 Drawbacks of Internet Advertising 95  
 Research on the Internet 96  
 Which Media Should You Use? 96  
 Alternative Forms of Communication 97  
 Summary 101  
 Checklist—Exploring the Major Media 101

**Chapter 5 Terms, Calculations, and Considerations** 103

Defining Key Media Terms 103  
 Understanding Ratings 103  
 Reach and Frequency 105  
 Beyond Reach and Frequency 107  
 Calculating Costs 110  
 Category-Specific Criteria 111  
 Summary 121  
 Checklist—Terms, Calculations, and Considerations 121

**Chapter 6 Creating the Plan** 123

Target Audience’s Use of Media 123  
 Timing of the Plan 124  
 Balancing Reach and Frequency 126  
 Media Models 127  
 Scheduling Your Ads 127  
 Cost Efficiencies 129  
 Tactical Considerations 130  
 Presenting the Plan 132  
 A Media Plan Example 133  
 Summary 139  
 Checklist—Creating the Plan 139

<b>Chapter 7 Offering Alternatives</b>	140
Spending More Money	141
Spending Less Money	143
Changing Targets	145
Changing Media	147
Tests and Translations	149
Summary	150
Checklist—Offering Alternatives	151
<b>Chapter 8 Making the Media Buys</b>	152
Merchandising a Magazine Buy	152
Getting News Into Newspapers	154
Buying Time on Television	155
Local TV and Radio Buys	159
The Great Outdoors	161
Implementing an Internet Buy	162
Summary	163
Checklist—Making the Media Buys	163
<b>Chapter 9 Evaluating the Media Plan</b>	165
Preplan Analysis	166
Postbuy Analysis	167
Custom Research	169
Summary	170
Checklist—Evaluating the Media Plan	170
Appendix A Key Resources	171
Appendix B Associations and Sources	175
References	177
Index	181

---

## FOREWORD

---

What a difference a decade makes.

Just 10 years ago, as the first edition of this book was being prepared for press, media remained, in many ways, the misunderstood sibling of the agency family—an outpost on the industry landscape.

I'll say it again: What a difference a decade makes.

Today, media stands toe to toe with disciplines that once overshadowed it, a creative, dynamic, brand-building force in its own right. Overlooked no longer, it has become by any measure a leading communications architecture—and arguably the fastest growing, fastest changing of them all.

If Helen Katz's first *Media Handbook* anticipated media's vast potential to transform the communications environment, think of the new, revised edition as a vital roadmap for navigating its ever-evolving highways and byways. Anyone who realizes that knowledge is media's coin of the realm will find pure gold in the pages ahead—timely and timeless information that's as valuable to media practitioners as it is to students of the field.

Of course, as *The Media Handbook* reminds us, we're all really students of the field. If so, we have Helen Katz to thank for such an indispensable textbook.

—*Jack Klues*  
Chief Executive Officer  
Starcom MediaVest Group

---

## PREFACE

---

When I first considered revising this book, I went back to the question I posed at the start of the original edition, the one that everyone has always asked me: “*What do you do in media?*” I wondered whether, half a decade or so later, that question still needed an answer. Although much has changed in both advertising and media industries (changes that I have attempted to incorporate in the text), the question remains valid. Indeed, in some regards, it has become a harder question to answer. For although media specialists are far more deeply and thoroughly involved in the overall marketing process, and in fact play a more critical and expansive role than they used to, the understanding of what it is that they do has not necessarily kept up with those changes.

Media planning has, for most of those involved with it on a regular basis, been transformed into communications planning as the definition of *media* has expanded to include everything from the Internet to sports stadiums, to elevator or airport TV screens to event sponsorships and promotions. On the buying side, successive waves of ownership consolidation have reduced the number of media owners significantly in most major media forms, leading to the



frequent need to negotiate across media types by owner rather than simply buying time or space in specific vehicles. So although account executives still deal with the client, creatives continue to design the message, and consumer researchers are just as busy focusing on what people think, feel, and do, the media folks have a new and challenging role to play.

The goal of this book, however, remains the same. *The Media Handbook* is written as a basic introduction to the media planning and buying process. It can help the college student gain a clearer understanding of what media is, and how it fits into the overall marketing process. Or it can be a useful reference book for people working in the advertising or media industries whose responsibilities sometimes overlap with the media function. The book begins with a look at the larger marketing, advertising, and media objectives, followed by an exploration of major media categories (now including the Internet). The nuts and bolts of planning and buying take up much of the remainder of the text, with a continued focus on how those tactical elements tie back to the strategic aims of the brand and client.

Media terms are defined when they are introduced so that, in the jargon-filled worlds of media acronyms, the reader will start to feel more comfortable in subsequent discussion of GRPs, DMAs, or BDIs. The book also includes numerous examples, mostly of actual national brands in largely fictitious situations, in order to provide a better sense of how media planning and buying work in the real world. Examples of research studies, from both industry and the academic world, have been added to give readers additional resources to go to for more in-depth information. At the end of the book, a selection of key resources is offered as an appendix for those individuals or companies that wish to find out more about a particular service or system.

Media planning and buying are not, and should not be thought of as, mystical or esoteric. The media function certainly involves a good deal of expertise and intelligent thinking, and also requires a judicious combination of art and science, creativity, and mathematical applications, but it should be fairly easy to understand by anyone involved in the marketing of a product or service. Indeed, it should really be a prerequisite that all those who are trying to sell something, whether it is a widget or an image, should have the basic knowledge of how media planning operates. That is where the message ends up, and if it is placed incorrectly or not seen by the chosen target audience, even the most creative or inspiring ad will be unable to boost sales.

After reading this new edition of *The Media Handbook*, you will be able to answer the question of what is done in media with confidence, clarity, and a fuller understanding of how media fits in to the larger advertising and marketing picture.



---

# INTRODUCTION

---

This book is deliberately designed as a media handbook. It will not tell you every last detail about each individual medium, nor will it go into great depth on nonmedia advertising elements, such as the creative message or the consumer research that goes on behind the scenes. What it will do, however, is give you a complete picture of how media planning, buying, and research work. You will see what each function entails, and how they fit together with each other and within the framework of the marketing mix. You will know enough by the end of this book to be able to create your own media plan, or undertake a print or broadcast buy. Even if you are not directly responsible for either of those tasks, a greater understanding of how media fit in to the marketing picture will help you communicate with those who do such work. Each chapter builds on and works off the preceding ones, although once you have been through them all, it is designed to be very easy for you to refer to specific tasks or concepts at a later date. At the end of each chapter you will see a checklist of questions that you should ask yourself if you actually have to fulfill the objective of that particular chapter (such as setting objectives, or evaluating the plan). At the end of the book, you will find a list of additional resources you can turn to for help in media planning, buying, and research.



# *What Is Media?*

**I**t's 7:30 a.m. You wake up and turn on the radio, then open your local newspaper to see what has been happening in the world. During breakfast you turn on the television to catch a few minutes of the morning news shows. Before heading off to work you check your e-mail on the Internet. On the train to work you listen to the local radio station on your walkman, looking out of the window at a few outdoor billboards on the highway that you pass by.

In that brief time span, you have been immersed in the world of media. Very broadly, that world includes radio, Internet, television, newspapers, magazines, and outdoor billboards. Although you selected the radio to listen to music, or the newspaper to read the latest news, or the television to watch a program, what you also did was receive information through a means of communication, or a *medium*. Given this broad definition, you can see that there are in fact hundreds of different media available, such as direct mail, skywriting, coupons, stadium signs, key rings, and food containers. All of these, and many other media, offer us ways of communicating information to an audience. As advertising media profession-

als, we are interested in looking at the media as a means of conveying a specific kind of information—an *advertising message*—about a product or service to consumers.

The media play a very important role in our lives. Media help fulfill two basic needs—they *inform* and they *entertain*. We turn to the media when we want to hear the latest world news or what happened in financial markets, for instance. We also look to the media to fill our evenings and weekends with escapist fare to get us out of our everyday, humdrum routine. So television entertains us with movies, dramas, comedies, game shows, and sports. Radio offers us a wide variety of music, talk, and entertainment to listen to. We turn to magazines to find out more about our favorite hobbies and interests. Newspapers help us keep up with the world around us. And the Internet provides limitless information on any subject you are interested in.

The media's informational role is perhaps best illustrated by considering what happens during a national or international crisis, such as the Balkan War in the late 1990s or the 2001 terrorist attack on the World Trade Center and Pentagon. On each occasion, millions of people were glued to their television sets, clicking to favorite web sites, tuned in to their radios, and reading newspapers and magazines for daily in-depth coverage and subsequent follow-up stories.

The media also affect our lives through their entertainment function. Television situation comedies such as *All in the Family* and *Mary Tyler Moore* not only reflected what was happening in U.S. society in the 1970s, but also helped to influence attitudes and behaviors concerning the issues of race and equality. Stories appearing in magazines such as *People* or *InStyle* let us know what is happening in other people's lives, both famous and ordinary. And we take our radios with us to the beach or park so that we can listen to live sports coverage while we relax.

---

### *What Media Are Out There?*

---

The world of media can be very broadly divided into two types—print and electronic. Print media include magazines and newspapers, whereas electronic media cover radio, television and the Internet. Other media types are not quite as easily categorized. Thus outdoor billboards are generally defined as a *print* medium, whereas out-of-home options such as transit ads, or stadium signage, are variously classified as nontraditional, alternative, or ambient media. Exhibit 1.1 provides a list of each type.

## EXHIBIT 1.1 Major Print &amp; Electronic Media

Print Media	Electronic Media
Magazines—Consumer, Farm, Business	Television—Broadcast, Cable, Syndication,
Newspapers—National, Local	Spot
Outdoor Billboards	Radio—Network, Local
Yellow Pages	Internet
Direct Mail	

---

**The Role of Media in Business**


---

It is important to emphasize here that the focus of this book is commercial media. That is, the communications media we talk about are not there simply to beautify the landscape or fill up the pages of a newspaper. They are designed to sell products to customers. Of course, there are also media that convey information but are not commercial in intent. *Consumer Reports* is a magazine that does not carry any advertising. Neither does public television (except for sponsorships, which we talk about later). The white pages of the telephone directory, web search engines, and airline safety instructions are all informative yet are not advertisements in and of themselves. And books certainly communicate information to their readers. Here, however, we concentrate on those media that currently accept advertising messages. It is worth emphasizing the word *currently*. Twenty-five years ago, you did not find commercial messages at supermarkets, schools, doctors' offices, or ski slopes. Today, advertisers can reach people in all of those places. Even novels are not immune. A popular British author wrote Bulgari Jewelers into her fictional story, in 2000, for which the company paid her. And Hasbro paid young, hip pre-teens to use its Pox video game and talk about it with their friends to encourage additional sales. Although these ventures were criticized by the public, that does not mean other similar attempts will not be tried again in the future. For what is true for today may very well change by tomorrow.

The generic term *media* (or *medium* in the singular) means different things to different people. To Joe Smith sitting at home on a Friday evening, the "media" mean whatever TV shows he watches or magazines he leafs through. For the local Chevy car dealer, the media



provide a way to advertise this week's deals on Impalas and Blazers. And the Podunk Electric Utility Company uses the media to remind its customers that they can get free replacement lightbulbs.

Strictly speaking, a "medium" may be defined as a means by which something is accomplished, conveyed, or transferred. This deliberately broad definition means that consumer media would cover everything from handbills passed out in parking lots to "For Sale" signs taped to lampposts, to the 10-page advertising supplement that fell out of the last copy of *Business Week* you read, to electronic flashing signs in Times Square.

---

### *Media Versus Communications*

---

In the business world, we think of a medium as a way to transfer and convey information about goods or services from the producer to the consumer, who is a potential buyer of that item. There are various ways to accomplish that in business besides using radio, television, or magazines. Product or company publicity, sales brochures, or exhibits can all be useful ways of conveying information to potential buyers. You should note that throughout this book, we refer to all potential buyers as *consumers*.

Although this book is titled *The Media Handbook*, it is increasingly important to think of media in the broadest terms, as communications. Advertising media used to be thought of solely as traditional, or mass. That is, planners and buyers worked with television, radio, magazines, newspapers, and outdoor. Anything beyond that was considered more specialized. Direct mail was handled by one group, event marketing by another, and promotions by a third. Today, most agencies look for integrated ways to make contact with consumers, perhaps including traditional advertising in *Friends* on TV, sponsoring a blimp flying over a popular beach in the summer, and putting the brand's message on coffee cup holders in Starbucks. The goal of these disparate efforts is to surround the target audience with a holistic campaign that presents them with the same message about the brand in various creative ways.

---

### *The Role of Media in Consumers' Lives*

---

As our lives grow increasingly busy and demanding, and as technology moves ahead with ever more sophisticated ways to improve our

lives, it seems that the media are playing a more and more important role in what we do, where we go, or how we behave. As the example at the opening of this chapter suggested, many of us wake up to the sound of the clock radio; we read the newspaper while watching morning television and eating breakfast; and we connect to our offices via e-mail and the Internet. We commute to work either in the car listening to the radio, or on the bus or train surrounded by posters with advertising messages on them (or listening to a portable radio during the commute). At work, we are likely to see a broad array of Internet advertising or e-mail advertising messages, and many of us watch (or videotape) our favorite soap operas at lunchtime. When we get home in the evening, we'll probably turn on the TV to catch the local news, and after dinner we'll forget about our daily worries by watching some prime-time TV and catching up with the daily newspaper. Before we go to sleep for the night, we may check some information online, and then we'll probably glance through a couple of magazines while lying in bed.

When you sit down to watch TV and see a commercial that then appears in the magazine you are reading and on the web site you are browsing, and is mentioned again in that night's evening newscast because of the tie-in to a local charity event, you generally don't think about the effort that went into coordinating all of those elements. In fact, if the "seams" between them are too obvious, then something probably isn't working right! Although you, as a member of the reading or listening or viewing audience, are interested primarily in the particular program or publication, the medium is interested in you as a potential buyer, offering you up to advertisers who wish to talk to you.

The role of media in conveying information through advertising messages is not something consumers generally consider. Indeed, when they do think about it they are likely to complain about being inundated by commercial messages! Yet despite the fact that no one has yet proven "how advertising works," businesses continue to believe in its power, as evidenced by the \$244 billion spent in this country on advertising in 2000.

---

### *How Media Work With Advertising*

---

Advertising in the media performs the dual role of informing and entertaining. It informs us of the goods and services that are available for us to purchase and use. And, along the way, it often enter-

tains us with some humorous, witty, or clever use of words and pictures. For example, let's say you have created a catalog for college students that features music, clothing, and household goods. You've shown it to some friends and neighbors, all of whom are convinced that it would be extremely useful to that target group. You have talked to several distributors and manufacturers of the items you want to include. Now, however, the question arises of what to do next. How do you inform people you don't know personally about this wonderful new product?

This is where the media can help. You could place an advertisement in several college newspapers or magazines, or perhaps buy some time on local college radio or TV stations. You'd want to put up a web site for your catalog that allows students to purchase online directly from the site. Your message, that "*Student Stuff has everything for today's students,*" would then be disseminated to an audience of hundreds, or possibly thousands, depending on your location. You might also generate additional publicity by holding student contests on key college campuses with prizes from the catalog, contests to which you could then invite local reporters. Or perhaps you would decide to send personal letters to several influential student leaders, offering them a free sample in exchange for their opinion of the product. Whatever form of communication you use, all involve sending a message through a medium of one kind or another.

Again, it is important to keep in mind that we are talking of media in the broadest sense. So in trying to promote your *Student Stuff* catalog, your radio ads or web site can show people what the product looks like and demonstrate how it works. Then, you might sponsor a fashion night at the mall as a public relations effort to heighten awareness of the clothes you have in the catalog. You could send out press releases in advance to notify the media of the event and thereby generate additional publicity both for the show and for your catalog. You could offer retailers a special deal, such as contributing funds to the ads that they run (an advertising allowance), if they will promote the catalog in their weekly newspaper ads. You might also arrange for catalogs to be handed out on campus so that people can learn more about *Student Stuff*. By advertising the catalog in a wide variety of media, each one fulfills a slightly different role, but your overall message—that "*Student Stuff has everything for today's students*"—is conveyed clearly and consistently.

Media advertising also performs another vital function. It helps offset the cost of the media communication itself to consumers. If

we did not have commercials on television or radio, the cost of programming would have to come through sponsorships, taxes, or government monies. Public broadcasting in the United States derives most of its income through semiannual pledge drives, during which viewers and listeners are asked to give money to pay for the services. Government funding provides additional revenues. But even here, more and more public broadcasting television stations are accepting restricted forms of paid commercials as long as they are image oriented and not hard-sell. Indeed, there is even a network available, Public Broadcasting Marketing, to help advertisers place their spots on public TV stations across the country.

---

### *Tasks in Media*

---

The broad field of advertising media can be broken down into three primary tasks:

- Planning how best to use media to convey the advertising message to the target consumer (the *media planner*).
- Buying media space and time for the message (the *media buyer*).
- Selling that space or time to the advertiser (the *media seller*).

Most large companies handle the media planning and buying functions through an advertising agency. Smaller firms will usually handle this task themselves, through their marketing director, or public relations coordinator. The role of the planner is to decide where and when the message should be placed, how often, and at what cost. The plan is then implemented by the media buyer, who negotiates with the media providers themselves to agree on the space and time needed and to determine or confirm where the ad will appear. That buyer will, of course, be dealing with the salesperson at the media company, whose job it is to sell as much advertising space or time as possible.

---

### *Summary*

---

The focus of *The Media Handbook* is the role of media in communicating and conveying information about products and services to potential consumers. It is designed to explore this media world in

detail, looking at the various types of communication that are available (printed, aural, visual) and how to use these forms in day-to-day business. The aim here is to provide a better understanding of what the media are and how they work. There are essentially two types of media—print and electronic. Within these categories, consumers choose from a wide array of media in their daily lives, turning to them for both information and entertainment. Advertising in the media also helps to offset the costs of production and distribution. Any company that advertises in the media must deal either directly or indirectly with the planning and buying of advertising space or airtime. This handbook shows you how to do this efficiently and successfully.

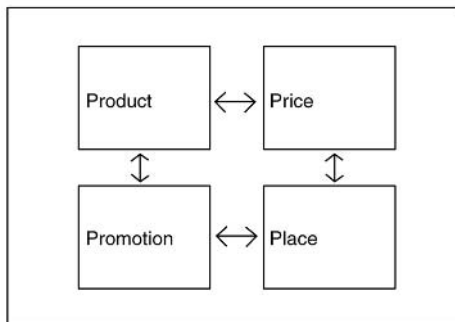
# *Media in the Marketing Context*

**A**lthough this book is designed to take the media specialist through the planning and buying of media, those functions do not occur in a vacuum. Both media and advertising are part of the bigger picture of the world of marketing. The primary goal of marketing is to increase sales and profits. To return to our earlier example, where we were wondering how to market our student-oriented catalog, *Student Stuff*, we had considered many elements beyond which media to use. To market any product effectively involves not simply advertising it, but also figuring out how much to charge for it, where to distribute it, and how to manufacture it. In marketing jargon, these four critical elements are known as the “Four P’s”: Product, Price, Place (distribution), and Promotion. Although your job as a media specialist does not necessarily involve making the decisions on all of these criteria, it is critical that you have a clear understanding of how they work and, more importantly, how they can impact the media decisions and strategy. This chapter guides you through these four marketing basics.

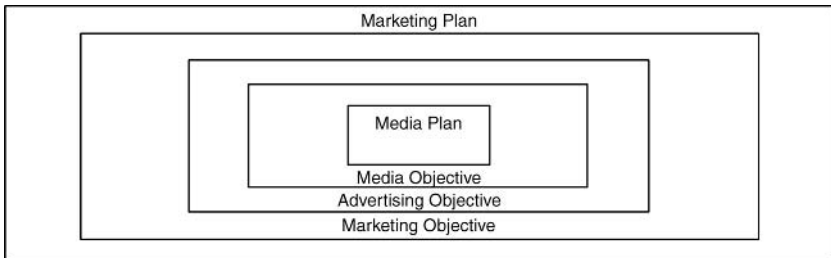
In order to sell anything you must first have a *product* or service. You have to decide how much you need to charge for it (the *price*) so that you can make a profit. You must also figure out how and where the product will be made available to people (*place*, or distribution). And last, but not least, you must consider how you will let potential buyers know what you are offering (*promotion*). Within that last category, there are several key channels of communication: advertising, personal selling, sales promotion, direct marketing, event marketing, and publicity. All can be thought of as media, or ways of conveying information to potential buyers. You can see how these elements work in Exhibit 2.1. One of the most important things to remember here is that the arrows move in many directions. Almost any decision you make concerning media will have an impact on something else in the marketing mix. For example, if you decided to advertise on network television, you would have to ensure that your product was in fact available throughout the country. Or if you chose to concentrate your advertising efforts during holiday periods (Memorial Day, Fourth of July, and so on), you might consider lowering your price at that time to boost sales even further.

The task of the media planner is to consider all of the marketing information available on the product and use that information to determine how best to reach the target audience through advertising media. In this way, the media plan can be thought of as the pivot point, or hub, of the overall marketing plan as shown in Exhibit 2.2.

#### EXHIBIT 2.1 The Marketing Mix



## EXHIBIT 2.2 Moving Toward the Media Plan




---

*Getting to Know the Consumer*


---

One of the most important pieces of information that marketing can provide for you as a media specialist is an understanding of how your consumers view and use your product or service. To do this you must know more about the brand and the product category. A *brand* is the individual product or service that you are trying to sell. It can be thought of as the name on the label. So Campbell's tomato soup is a brand, as is their chicken noodle soup, or their clam chowder variety. The *product category* could either be defined as all brands of tomato soup, or all kinds of soup. In the case of a service, such as insurance, the product category could be one type of insurance, such as life or home or auto, or all types. The brand would be one particular company such as Allstate Insurance, or State Farm.

One way to think about brands is to consider your own behavior. When you go to the grocery store, you are usually not thinking in terms of *product categories* or *brands*. More likely, you are thinking about buying a container of Minute Maid orange juice, three Lean Cuisine frozen dinners, or a box of Kellogg's Frosted Flakes cereal. Similarly, when you have to decide which restaurant to go to, you will not categorize them the way marketers do, into quick-service, family-style, or steak houses, but will instead think in terms of the types of food—Chinese, Mexican, Indian, and so on. And within those groups, you will probably categorize them by geography, thinking of the specific restaurants by area.

What we need to know as marketers and media specialists, however, is how the consumer decides *which* brands and products to buy, as well as the process he or she goes through when purchasing an item.



This will vary, depending on the type of product. Although a consumer might pick up any brand of windshield washer, the decision process she goes through to select the car she drives will take far longer because there are more elements to consider. Understanding these decision processes will help you decide which media might best be used both to reach your target and convey the desired message at the right time. For selling your student catalog, you could probably use a traditional medium such as college newspapers to increase awareness of your product. An automotive company, however, will use a wide variety of communication forms to sell its product.

Here, we take a general look at how consumers view and use brands. Then we can establish some foundations for the media plan. We do this by going back into the past and looking at what has happened in the marketplace both to the brand and the product category in which we are interested.

In looking at how consumers use brands, we must answer several key questions: How much do consumers already know about the brand (brand and advertising awareness)? And when, where, and how often do they buy it (purchase dynamics)?

### **What Do People Know About the Brand?**

People have the opportunity to be exposed to at least 5,000 ads every week, so it isn't surprising that they don't remember many of them. In fact, a study conducted by the Newspaper Association of America in the 1990s shows that the percentage of people who can accurately remember the name of the brand they last saw advertised on television has fallen to an all-time low of 4% of those surveyed. And although we talk about "great" ads that we saw on television last night, or read in a newspaper or magazine, we are probably unlikely to remember the brand which was being advertised. Is Michael Jordan the spokesman for Gatorade or Powerade? Does Britney Spears advertise Coca-Cola or Pepsi? In today's increasingly competitive marketing climate, consumers are also likely to be exposed to more than one brand name in an ad. This *comparison advertising* is extremely common in categories such as analgesics, automobiles, and detergents. But while your brand, Brand A, emphasizes how much better it is than Brand B, will your target audience remember A or B?

### **How the Media Specialist Gets to Know Consumers**

Finding out how aware your consumers are of your brand and its advertising is quite straightforward, although not without pitfalls. The

easiest way to do this is through a survey (mail, telephone, or in person), in which you simply ask people what they remember about certain ads. You can do this in one of two ways—either *unaided*, where no prompts or assistance are provided, or *aided*, where you offer some kind of memory aid, such as mentioning something from the advertisement or giving an actual list of brand names and asking for further information on the advertising. The *unaided* method demands more on the part of consumers, asking them to tap deeper into their memories to *recall* the information you are seeking. With the *aided* method, you are basically asking people to *recognize* a brand and/or advertisement when it is placed before them, and then prompting them for additional information about it.<sup>1</sup>

There are other issues to keep in mind with brand-awareness research. The most important is that you cannot expect complete accuracy. That is, there is always the danger with any kind of memory check that you will not get full information from the people you survey. Obviously, the longer the time between when people see or hear an ad and when they are questioned about it, the less they will remember about it. Human memory is highly fallible. People may attribute pieces of one ad to another ad, or recite a list of brand attributes from Brand A that really belong to Brand B. So if you do test consumer awareness of your ads, be sure that you keep in mind the possibility of inaccuracies in the responses.

In addition, you must remember that all of these responses are what consumers *claim* to recognize or recall. Even if you give people a questionnaire to fill out on their own they may not put down their real feelings or thoughts. They might not want to offend the interviewer or admit how they really feel, or for whatever reason do not want to tell the truth. For instance, they may have a vague recollection of your brand's name, but write down that they are very familiar with it.

Having said that, awareness checks do play a vital role in letting you know more about how your consumer interacts with the brand and its advertising. If no one can recall your brand name after it has been advertised on television every day for the past year, then you have a problem. It could be the message isn't convincing at all, or it could be you are advertising it in the wrong medium. Perhaps people can recall the brand name very easily but nothing about the advertising has stuck in their minds.

---

<sup>1</sup>“Recall and Recognition: A Very Close Relationship,” Jan Stapel, *Journal of Advertising Research*, vol. 38, no. 4, July/August 1998, 41–46.

The goal of increasing brand awareness should not be understated. It is commonly accepted that without consumer awareness of your brand, even the most spectacular media plan will be unlikely to generate many sales. People are far more likely to purchase a brand whose name they have heard before than one about which they have no information. There are many companies that conduct this kind of research. Some of the larger ones are listed in the appendix.

If you want to probe further into people's responses, you can find out more through focus groups, which are groups of 5 to 10 people who are interviewed together by a moderator. They are probed for their beliefs, attitudes, or feelings toward a given brand or product category and its advertising to help in development of the creative message as well as the marketing and media strategy.

A newer, more in-depth technique for understanding consumers, at least in the marketing world, is the use of ethnography. Developed in sociology and anthropology, the technique involves close observation of what consumers are doing. This may include visiting their homes to watch them prepare a meal (for a brand like Kraft salad dressing) or spending a few hours with them in the gym (for a brand like Nike). The idea is to see up close how the brand or product category really fit into people's lives.<sup>2</sup>

### The Consumer Decision Process

Many research studies have been conducted over the years to demonstrate the decision process that a consumer typically goes through when buying a routine product. In its simplest form, this process has three steps:

1. Think.
2. Feel.
3. Do.

People must first *think* about the item (i.e., be aware of it and know it exists). They must then develop some kind of attitude or *feeling* toward it (i.e., like it and prefer it to others); and finally they must take some action with regard to it (decide on it, and actually buy it). This latter stage is the *do* part of the model.

---

<sup>2</sup>See "Consuming Rituals," by Lawrence Osborne, *New York Times Magazine*, January 13, 2002, 28–31. "Visual Attention to Programming and Commercials: The Use of In-Home Observations," Dean M. Krugman, Glen T. Cameron, and Candace McKearney White, *Journal of Advertising*, no. 1, Spring 1995, 1–12.

The process is in fact far more involved than this. We can break these three stages down further, coming up with eight stages the consumer goes through in buying a product or service. These are:

1. Need.
2. Awareness.
3. Preference.
4. Search.
5. Selection.
6. Purchase.
7. Use.
8. Satisfaction.

To begin with, the consumer must first have a *need* to fulfill. He or she then becomes *aware* of the brands available to satisfy that need. After that, several brands are considered acceptable, and a *preference* developed for one or more of them. The consumer will then *search* for the brand(s) desired, and make a *selection* of one over the others. A specific brand is *purchased* and *used*. Finally, the level of *satisfaction* obtained with that purchase helps determine whether that brand is bought on a future occasion. This is discussed in detail in the next chapter.

Of course, in reality, life isn't always as simple. There are occasions (and products) where people think about a product, buy it, and only at that point do they develop attitudes toward it. This is especially true for new product launches, where consumers have not had a chance to develop emotional bearings for the brand or category. Another point to keep in mind is that the decision process can sometimes get stalled at a stage before purchase. In our *Student Stuff* example, students may be made aware of the catalog, decide that they'd like to buy an item from it, but be unable to find the web site to make the purchase, and give up. Or they could get a copy of the catalog, look through its contents, and decide they actually prefer getting their books from Borders or Barnes & Noble.

### **How the Consumer Buys Products**

One of the main drawbacks to using surveys or holding discussions with consumers about how they buy is that they are telling you what they *think* they do which may be very different from what they actually do in real life. Moreover, measuring their brand awareness

of brand and advertising recall often ends up being a poor predictor of sales. So in addition to looking at awareness, or the top of the decision tree, you should also pay attention to what is happening at the bottom of the tree, with the purchase cycle. When are people buying your product? How much is bought? Is there some kind of seasonality to their purchases? All of this information will prove to be critical in planning and buying your media, and will have a major impact on how and when you schedule your ads.

### **When Do People Buy?**

The answer to this question is more complex than it seems at first. You might say, “Well, they buy my product all the time.” But if you look more closely at purchase behavior you will probably detect some kind of pattern. Although people are buying houses “all the time,” they are more likely to do so when interest rates are low and prices are depressed. People buy cars “all the time,” but sales increase when the new models come into the showrooms in the fall. And more sales occur in the second half of the month than in the first. Even everyday kinds of items have a timing component to purchases. Sales of cheese are higher at the weekends and around paydays because that is when people have more money to go shopping. Moving companies are busiest between May and October because that is when most people change their residence. Greeting card sales go up before every holiday (whether traditional, such as Christmas, or “Hallmark holidays,” such as Grandparents’ Day and Mother-in-Law’s Day).

If you know when consumers are most likely to buy your product, you can time your media advertising to take advantage of that purchase cycle. For major purchases in particular, you might also want to consider when people are *thinking about* buying. This might occur several weeks, or even months, before they make the actual purchase. So although Mr. and Mrs. Smith might buy a new Carrier air conditioner in July, they will probably start to think about which one to get several months prior to that. This provides you with a valuable opportunity to get your brand’s message to the Smiths early in their decision-making process.

### **How Much Do They Buy?**

The size of consumer purchases is another important element of the purchase cycle for the media specialist to know. That is, what proportion of your brand’s sales comes from each size of the product? For Coca-Cola, it offers numerous sizes of its soda, from

12-oz cans, to 2 liter bottles, to sixpacks. The company needs to know which one is most popular? Do most people buy their soda in plastic bottles, glass bottles, or cans? Does Coke sell three times as many cans as bottles, perhaps suggesting that this is where the majority of messages should focus? It turns out that, twice as many adults buy the beverage in cans as buy it in plastic bottles (24% vs. 12%), and very few consumers are purchasing the glass bottles according to Mediamark Research, Inc. This kind of information is not only important for production and distribution purposes it can also play a key role in your media planning, for the users of each size are likely to be different kinds of people, with different media habits. The casual drinker who picks up the individual can is more likely to be a working professional female who is married, college educated, and living in the north central region of the country, whereas those who purchase the plastic bottles are more likely to be parents and to live in the south (see Exhibit 2.3, on page 18). Young working women prefer to watch programs such as *The West Wing* and *Friends*, and read *Cosmopolitan* and *Glamour*; older adults are more likely to choose *60 Minutes* and *Reader's Digest*. Based on these differences in media preference, you may well end up with two media plans, one for the occasional purchaser of the single can, and another for the frequent user who consumes several plastic bottles per week.

---

### ***Looking at the Marketplace***

---

Once you know about how consumers view and use your brand, the next step for the media specialist is to examine what has been happening to that brand in the marketplace in recent times. Given this information on past efforts to sell your product, you can decide whether to continue along the same path or try something different in terms of your media planning and buying. Examining the marketplace involves doing an analysis of historical data on both the brand and the product category. As the famous philosopher George Santayana said, those who do not learn from the past are condemned to repeat it.

Some of the basic questions the media specialist might ask include the following:

1. How long has this brand been available?

**Exhibit 2.3 MRI Profile of Coca-Cola Can Buyer**

Female  
Professional/managerial  
Any college  
Age 45–49  
Household income \$75,000+  
Census region: North Central  
Married  
Own Home

Source: Mediamark Research, 2001

2. How successful has it been throughout its history?
3. How has it been positioned in the past?
4. What do you know about the company that makes this brand?

You can think of this as genealogical work—trying to dig up as much “family background” on the brand as possible. You may find that the company has been in business for 150 years, suggesting possible leverage to be gained by emphasizing in the message the long heritage the brand possesses and even placing it in media vehicles that have also been around a long time. Or perhaps the company has been around forever, but is now moving in a different direction, starting to explore new opportunities, suggesting the use of new or different media. The Wrigley Company, for example, has for many years just made chewing gum. More recently, it entered into a joint venture with Crest toothpaste to produce a gum that is also beneficial to your teeth (part of the growing ‘neutraceutical’ industry). Yet all of its products might be considered to lie within the original and overarching purpose of the company: to provide consumers with convenient and tasty gum products. But the new product may be targeted at different groups of consumers, which, in turn, may result in a need for more diverse and/or more selective media. Perhaps its Doublemint brand would be advertised in women’s service magazines such as *Good Housekeeping* or *Woman’s Day*, while the new product, in contrast, may be better promoted in fitness books such as *Shape* or *Men’s Health*, appealing more to young people concerned about their health.

---

## What Are the Competitors Up To?

---

In doing a historical analysis of the brand you must also deal with competitive issues. That is, you should not only explore and uncover as much marketing and media information as possible about your *own* brand, but you also need to do the same for *all* the brands against which you do or plan to compete. The marketing part of these issues may be divided into three main areas:

- Product category trends.
- Brand trends and share of market.
- Brand's share of requirements.

### Product Category Trends

Whether your brand has been available for half a century, 2 years, or is about to be launched, one of the most important pre-planning considerations for the media specialist is what is happening in your product category. If you are creating a media plan for the manufacturer of a Cannondale mountain bike, you would want to know whether sales of bicycles are increasing, decreasing, or flat. That will immediately influence your media budget, who you choose to target, and how you go about trying to reach them. In some instances, in order to determine how the category has fared, you will have to decide what your "category" really is. If you are selling an oatmeal cookie, then it might seem obvious that it belongs in the cookie category. But perhaps this is a low-calorie, low-cholesterol cookie that belongs more appropriately in the "diet and health food" classification. Does a yogurt drink fit better into yogurt products or milk drinks? And what about children's software? Is that with software or children's media such as books and videos?

How you define your product category will determine not only your assessment of the strengths or weaknesses of that category, but also the direction and potential marketing and media strategies you employ for your particular brand. To take the software example, if you decide it is part of the general software category, you might want to send direct mail to people who have registered their own software and indicated they have children in the household. As a children's product, however, you will probably do consumer advertising in parenting books such as *Child* magazine. You could also work with schools and libraries to offer special deals offering a free CD if they



purchase three titles. Or you might choose to advertise the product to both target groups using a combination of those media.

There are numerous stories in advertising lore of how the redefinition of a product category gave new life to a moribund product or service. Amtrak had been witnessing declining sales for years as the country's sole passenger train in the face of stiff competition from the airlines. However, by redefining itself in the travel and recreation market instead of merely a method of transportation, the company was able to redirect its marketing and media focus so successfully that sales turned up considerably. Perhaps the most renowned case of redefinition is that of Arm and Hammer baking soda. By finding a new use for an established product (keeping refrigerators smelling fresh), the brand in effect positioned itself in two completely distinct categories—baking products and home fresheners. Today, it has a huge market share in the latter category, and has expanded into numerous other cleanser-related areas, from carpet freshener to toothpaste.

Once you have determined to which product category your brand rightfully belongs (or the category to which you wish it to belong), you are then in a position to examine trends in that category. You can do this in one of several ways. You may have access to product category sales from a trade association or manufacturers' group of some kind (such as the Juvenile Products Manufacturers Association if you are marketing children's toys, or the Electronics Industry Association if you are marketing electronics sales). You can often find such data in trade journals in your particular field (such as *Supermarket News* for supermarket food sales or *Chemical Week* for sales of liquid nitrogen). One invaluable source for this type of information is the journal *Sales and Marketing Management*, which comes out several times a year with overall category sales. *Advertising Age* also produces an advertising-to-sales ratio in all major product categories annually that shows spending on advertising relative to sales (see Exhibit 2.4). In many larger companies, these data are routinely collected, usually within the marketing department.

In looking at category trends, be careful to look back beyond the past year. In fact, if you can find five to ten years of data, you'll be in a much stronger position to see what the real trends are. Another important point to remember is that there will be many factors to explain the rise or fall of product sales. These trends do not occur in a vacuum.

***Interpreting Sales Trends.*** Four factors that help explain sales trends are economic, social, political, and cultural trends. And each

### Exhibit 2.4 Example Ad—Sales Ratio

Industry	SIC No.	Ad dollars as percent of sales	Ad dollars as percent of margin	Annual ad growth rate (%)
Abrasive, Asbestos, Misc.	3290	2.7	10.8	-2
Accident & Health Insurance	6321	1.0	8.4	15.9
Advertising	7310	.08	5.5	20.8
Agricultural Chemicals	2870	13.7	35.2	14.9
Agriculture Production—Crops	100	2.4	6.5	21.3
Air Courier Services	4513	1.1	8.2	9.7
Air Transport, Scheduled	4512	1.2	10.2	3.8
Air Cond., Heating, Refrig. Eq.	3585	1.5	5.6	9.9
Amusement & Recreation Svcs.	7900	2.6	9.9	15.1
Amusement Parks	7996	12.8	24.6	26.6

Source: *Advertising Ratios & Budgets*, 24th Edition, as reprinted in *Advertising Age*, 9/17/01, 20.

will, in turn, influence your media choices. For instance, if you are selling a new high-end digital Olympus camera with lots of fancy features, the overall health of the economy is going to have a large impact on whether people feel they can afford to spend the money to purchase such a piece of equipment. If you decide that despite the economic downturn you want to emphasize a sophisticated image for your product, aiming it at innovators who always want to buy the latest equipment, then you might use magazines targeted to camera aficionados, such as *Darkroom and Creative Camera Techniques*. If, on the other hand, you choose to emphasize the great value-for-money your camera still represents, you might look to a broader audience and use more popular, broad-based vehicles such as *Popular Photography*.

Politics can play an important role in the marketing of goods and services. For satellite TV services trying to promote themselves to rival cable subscribers, what happens in Washington at the Federal Communication Commission, or in state or local politics, will affect what they are allowed to sell and whether consumers are likely to buy the service. In 1999, satellite TV companies were allowed, for the first time, to beam local channels to their subscribers, a feature that had previously been banned and therefore impeded the growth of satellite services. They were quick to advertise this new benefit to prospective customers.

Cultural changes, although slower to occur, can also explain movements in product sales that have implications for media planning and buying. This is seen in the growth of ethnic foods, such as Mexican or Chinese dishes. The increasing popularity of different ethnic food products can be attributed in part to the enormous growth of the Hispanic and other immigrant populations in the United States, leading to a greater diversity of cultures that are gradually intermingling and changing tastes and preferences. Salsa now outsells ketchup in many areas of the United States, for example. People living in the West are 15% more likely than the average to consume salsa, and 22% less likely than the norm to eat ketchup. The marketers of these foods try different ways of reaching their target audiences, through product sampling in stores or sponsorship of community events.

Finally, social changes, which also tend to happen slowly, can ultimately have a major impact on media activities. The cigarette companies of today have a much tougher job selling their product than they did 20 or 30 years ago, primarily because smoking is no longer considered socially acceptable due to the proven health risks

it carries. The marketing task is made more difficult because since 1971 they have been forbidden, by law, from advertising on television at all, and since 1999 from being on any outdoor billboards.

So although you as a media specialist may not have to pinpoint all the reasons behind category trends, it is important for you to gain a broad understanding of what is really happening in the category and not simply limit yourself to whether sales are up or down. Having this additional background information will help you decide which media you can or should be using in your plan.

**What Should You Measure?** Another important issue when looking at category trends is deciding which trends you should be measuring. Sales? Units? Volume? The answer to this may ultimately depend on the types of data you are able to obtain, but you need to keep in mind that what seems to be a trend when examining one number may disappear or be reversed if you turn to another. For example, while sales of your screwdrivers could be going up in dollar terms, you may actually be selling fewer units if sales are rising primarily due to price increases (i.e., you make more money on each unit sold, but sell fewer units as result). When looking at category trends in dollar terms, always remember to factor in the effects of inflation. What may seem to be a 7% annual growth rate could turn out to be a 2% to 3% rate once inflation has been accounted for. Perhaps the category trend line shows that the number of units of shampoo sold is declining, but volume is holding steady. This might occur if the unit size has been enlarged, so the same total volume is being sold but in larger bottles. Again, ideally, you want to look at several trend lines using diverse measurements so that you can get an overall picture of what is going on in the category.

## Brand Trends

When you turn your attention to individual brands, you perform analyses similar to those done at the category level. This time, however, you focus your attention on specific brand names. The use of the plural here is critical: You are not just looking at how *your* brand has been doing over the past several years, but even more importantly, you need to track how your brand's *competitors* have been faring during that same period. This requires finding the answers to the following questions:

- How many competitors are there?

- How many of these are major, and how many minor? In some categories, where there are just a few players, such as the airline industry, you should probably consider all of them, but in larger categories, such as fast-food restaurants, where myriad companies have offerings, you will do better to pay attention to the ones you believe are your most serious threats. In certain instances, it is a good idea to look at all of the competitors regardless of their size; you may find that the fourth-tier player of 3 years ago has gradually been gaining market share and is now a far bigger concern. Dell computers were for several years largely ignored by the likes of IBM or Compaq. Today, however, Dell is the number-one seller of personal computers.
- How is the category characterized? Is it an oligopoly, where 3 or 4 brands define the category, or are there 20 or 30 brands each shouting to be heard?
- How aggressively do the brands in this category compete against one another? For example, is it advertising driven, or promotion driven, or does everyone rely heavily on direct mail? You can answer this either from your own experience in the category, or by looking at any available syndicated data on competitive media expenditures.

For *each* competitor (ideally for all of them, but at least for the major ones), you must also find out the following:

- What is the company's financial position? This can be found by looking at stock market information or Standard & Poors reports, where available, or by obtaining a recent issue of the company's annual report.
- How does the competitor position its brand? To determine this, you will have to use your own judgment. Examine the advertising for the brand and see what is being emphasized. Is it similar to your own current efforts, or not? If it is dissimilar, is that because there is an actual difference between the two brands, or do consumers just perceive a distinction between them? And who has the more favorable position?
- How does the competitor promote its brand? Which media are used? How much does the competitor spend to promote its brand? Where and when does it spend its money? The answers to these questions may come from several sources. Many large companies, and/or their agencies, subscribe to Competitive Media Reporting (CMR) or Nielsen Monitor Plus

(NMP), the main providers of this type of syndicated data. Both show, on a weekly, monthly, quarterly, and annual basis, how much money was spent by a brand in each major media category (see Exhibit 2.5). Smaller businesses may simply try to keep track of where their competitors' ads are appearing. This is not too difficult if you are dealing with a local product, but gets more complicated as the area that you or your competitors try to cover gets wider. You can also subscribe to a clipping service, which will do the tracking for you (see appendix for more on this).

**Share of Market.** Once you have looked at the trends for your brand and its competitors, you must then put that information together and see how your brand is faring in the marketplace. The percentage of total category sales that your brand enjoys is known as the *market share*. You should try to examine how this figure has changed over time. Have you been gaining or losing market share in the past few years? Again, be careful to avoid oversimplifying the picture. It could be that you have been losing market share, but so have your major competitors, because of the entry of several new brands into the category. We can see this in the media arena in television. Although 10 years ago the four broadcast networks commanded 90% of the prime-time audience, today fewer than half of all viewers tune in to ABC, CBS, FOX, or NBC at that time, with the remainder watching cable networks.

### Share of Requirements

One of the most useful pieces of information you can examine is the source of your brand's sales. This is known as the *share of requirements*. It is calculated by taking the percentage of total category volume accounted for by a particular brand's users. Quite simply, it tells you whether your brand is being bought primarily by your customers or by your various competitors' customers—and, conversely, how much of your competitors' sales are coming from your brand users. Looking at this figure, you will be able to determine what percentage of the volume that you sell is accounted for by your users, as opposed to people who usually buy another brand.

Let's say you are a manufacturer of a local brand of pretzels (Pioneer Pretzels), competing with other regional brands as well as a major national brand. As you can see in the table here, Pioneer Pretzels buyers account for 27% of all the pretzels sold in the last 30 days. Of

## Exhibit 2.5 Example of CMR Data

Selected Spending for Chevrolet, April 2001													
Note: All Dollars in Thousands (\$000)													
Parent Company	Brand	Total	Network TV	Cable TV	Synd TV	National Magazines	Nat'l			Spot TV	National Spot Radio	Local Newspaper	Outdoor
							Network Radio	Newsprts Supp	Radio				
General Motors Corp.	Chevrolet Camaro	\$4.13	\$0.00	\$0.00	\$0.00	\$0.00	\$0.00	\$0.00	\$0.00	\$4.13	\$0.00	\$0.00	\$0.00
General Motors Corp.	Chevrolet Cavalier	\$2,320.74	\$0.00	\$0.00	\$0.00	\$0.00	\$0.00	\$0.00	\$1,625.71	\$27.16	\$667.87	\$0.00	\$0.00
General Motors Corp.	Chevrolet Corvette	\$909.80	\$0.00	\$0.00	\$0.00	\$909.80	\$0.00	\$0.00	\$0.00	\$0.00	\$0.00	\$0.00	\$0.00
General Motors Corp.	Chevrolet Impala	\$7,060.88	\$3,036.40	\$436.32	\$117.50	\$2,672.36	\$156.45	\$0.00	\$293.05	\$348.80	\$0.00	\$0.00	\$0.00
General Motors Corp.	Chevrolet Impala Leasing	\$0.03	\$0.00	\$0.00	\$0.00	\$0.00	\$0.00	\$0.00	\$0.03	\$0.00	\$0.00	\$0.00	\$0.00
General Motors Corp.	Chevrolet Malibu	\$4,785.81	\$1757.70	\$173.48	\$94.20	\$1,853.12	\$0.00	\$0.00	\$905.38	\$1.93	\$0.00	\$0.00	\$0.00
General Motors Corp.	Chevrolet Malibu Leasing	\$1,430.63	\$0.00	\$0.00	\$0.00	\$0.00	\$0.00	\$0.00	\$1,430.63	\$0.00	\$0.00	\$0.00	\$0.00
General Motors Corp.	Chevrolet Monte Carlo	\$1,214.87	\$532.50	\$0.00	\$9.10	\$603.16	\$0.00	\$69.00	\$1.11	\$0.00	\$0.00	\$0.00	\$0.00
General Motors Corp.	Chevrolet Prizm Leasing	\$441.88	\$0.00	\$0.00	\$0.00	\$0.00	\$0.00	\$0.00	\$441.88	\$0.00	\$0.00	\$0.00	\$0.00
General Motors Corp.	Chevrolet Various	\$271.45	\$69.40	\$0.00	\$0.00	\$0.00	\$0.00	\$0.00	\$0.00	\$127.98	\$74.07	\$0.00	\$0.00

Source: Competitive Media Reporting, 2001

all the pretzels they purchase, 15% of their usage is to your brand (Pioneer), and 12% is to other brands. This means that 55% (15%/27%) of their total category volume is given to your brand, which gives Pioneer a 55% share of requirements. This is the lowest figure among all pretzel types, suggesting that Pioneer's users are not especially brand loyal, which could harm sales and future market share.

	<u>Total Category Volume</u>	<u>Brand Share of Volume</u>	<u>Brand Share of Requirements</u>
National Pretzels	38%	25%	65%
Regional Pretzels	42%	29%	69%
Pioneer Pretzels	27%	15%	55%
Other Brands	9%	5%	65%

---

### *Where Is Your Brand Sold?*

---

Once you have found out as much as possible about how your brand stacks up against the competition, you need to think about geographic and distribution considerations. Specifically, you must look at where your brand is selling well and where it is doing poorly both in terms of markets, regions, or states, and in terms of type of retail outlet. This holds true whether your brand is available on a national, regional, or local basis. For unless your product is sold in just one store or location, there are likely to be some differences in sales according to geography and distribution outlet. What you discover by looking at the sales for your brand in these ways may lead you to develop a media plan with regional or local differences.

Indeed, more and more marketers have adopted a regional approach to selling, realizing that people in Boise have different tastes, customs, and buying habits than people in Boston or Baton Rouge. So marketers are customizing their marketing and media plans (and, in some cases, their products) to meet the needs of specific areas of the country. Although some regional differences are obvious, such as higher snowblower sales in Maine than in Arizona, others might seem surprising (such as the fact that insecti-



cides sell most heavily in the south). These types of differences occur not just at the product category level but also for individual brands. Dannon yogurt sells far better on the East coast than does Yoplait, which has traditionally been stronger out West.

To understand geographic skews, the media specialist can turn to two pieces of information:

- Development indices.
- Market share.

### Development Indices

You could, in theory, obtain sales data from every region or store in the country and look through them to find out your brand's sales picture. But a more efficient method for analyzing geographic strengths and weaknesses is to look at how the product category is doing across the United States and then how the brand is developing over time. Both of these are calculated by using *developmental indices*.

**Category Development Index.** The category development index, or CDI, looks at product category sales in each potential region or market. A norm, or average, is calculated at 100, and then each area is assigned a value relative to that, expressed as a percentage. Numbers below 100 indicate the category has lower than average sales in a given region, whereas those above 100 suggest sales of the category are greater than the national average in a certain part of the country. If, on average, 30,000 tractors are sold per month per region across the United States, that might mean 25,000 units are sold in the East, 45,000 in the West, and 33,000 in the South. Eastern sales would index at 83 ( $25,000/30,000$ ), meaning that sales in that area are 17% below the national norm, whereas sales in the West would have a CDI of 150 ( $45,000/30,000$ ), indicating that that region's sales are 50% higher than average. Those in the South have a CDI of 110 ( $33,000/30,000$ ), which shows that southern sales are 10% higher than the norm. Based on such information, a company might decide to concentrate its marketing and media efforts in those regions with higher CDIs, as that is where there is greater potential for all tractor sales.

**Brand Development Index.** You should not rely solely on the CDI in making geographic media decisions, however. You also need to look at how your brand stacks up against other brands in the cate-

gory. One tool for this job is the brand development index, or BDI. The calculation is very similar to that of the CDI. You calculate a norm, or average, for all brands (or chief competitors) in the category, which is again set at 100, and then see how your own brand is doing in comparison. The John Deere tractor company might find its BDI for tractor sales is 10% above average in the eastern region and 5% below the norm in the West, suggesting that it is doing better than other brands in the category in the East, but slightly less well in comparison in the West.

When you look at the BDI, you need to keep the CDI in mind too. Once you have these two sets of data, you should compare your BDI to your CDI. In that way you will be able to find those markets where your brand is doing better than the category overall and, conversely, where your brand appears to be underperforming the category (see Exhibit 2.6). For John Deere, its eastern BDI is greater than the CDI, so the brand is doing better than the category in that region. In the West, however, its BDI is below the CDI, so there is room for improvement here.

Armed with this information, you may choose to adopt one of three possible marketing and media strategies. You can focus your attention on those areas of the country where your brand is doing better than the category, playing to your strengths. Or you might choose to give more attention (and money) to the weaker markets where the category is doing well but your brand isn't, to try to bolster your sales there. Alternatively, you might decide to play it safe and concentrate on markets where both category and brand are successful. The one strategy you should probably avoid is pouring

**EXHIBIT 2.6 BDI versus CDI**

		Category Index	
		High	Low
Brand Index	High	Both brand and category growing	Brand growing and category declining
	Low	Brand declining and category growing	Both brand and category declining

money into areas where both brand and category are doing poorly, as that suggests there is something about all the brands that is not liked or does not meet the needs of those consumers. To try and rectify that situation single-handedly is probably going to be more trouble (and cost) than it is worth.

### Market Share

When looking at the development indices you can also find out how your competition is doing in each territory and calculate their BDIs. It is common to see that where your brand is doing well, your competitors are having a harder time, and vice versa. The exception here would be for a new or relaunched category where all brands are selling well, such as bottled water.

One way of investigating sales further in geographic terms is to look at your share of the market by region or locality. Is your brand number one in sales in the Central region but in third place in the South? Are you neck-and-neck in New York, but a distant second in Florida? Faced with these different scenarios you should explore some of the possible reasons behind the distinctions. And here you should go back to the other “P’s” of the marketing process. Perhaps you have *distribution* problems in Florida that are harming sales. Maybe your brand is being undercut in price in the South by a local manufacturer. Or it could be that your chief competitor is flooding the local airwaves with *promotional messages* in New York and drowning out yours. By putting together the information you gather from the development indices with your market share figures, you will start to create a picture of how your brand is doing across the country. That will help you decide what marketing and media tactics might be needed in each situation.

The media plan will not be the miracle solution to all of the problems you might encounter, and you should not expect it to turn a floundering brand into a superstar. But, as we shall see in subsequent chapters, the better is your understanding of the marketing situation your brand is in, the more likely you are to come up with creative solutions to the problems. For example, if your problem is distribution, you might want to include extra trade promotions or incentives in your plan to encourage retailers or distributors to push your brand further. Pricing discrepancies might be alleviated by offering a coupon or on-pack premium to offset the lower priced competitors. And if your consumers are being faced with a barrage of competitive messages in one medium, it might be wise to consider placing your own

advertising in completely different media, or perhaps move to non-traditional media or special events to raise your own voice elsewhere.

Finally, if possible, you should try to look at your brand's geographic strengths and weaknesses over time to see where the trends are going. Have you always been weaker in the Southwest, or does this seem to have started only in the past year? Is the overall category development index flattening out across the country, or moving to different areas? This is especially likely to be true for new product categories when they are first introduced, as was the case for palm pilots (PDAs) or sport utility vehicles (SUVs). As always, looking at several years of data will help you to avoid acting on "blips" in the numbers that might have disappeared without cause within a few months.

---

### ***A Word About Budgets***

---

One of the most important preplanning issues to look at is how much money you are likely to have to spend for media for the coming year. You may be given a specific amount up front, or you may have a range within which to work. In many situations, the media specialist is likely to come up with two or three alternative media plans at different spending levels, showing what could be achieved with \$500,000, versus \$1,000,000, versus \$2000,000, for example. We say more about this in chapter 7. If possible, you should try to be flexible on the budget at this point, keeping in mind that if you lock yourself into a set figure from the very beginning you may limit your creativity later on when you put the plan together.

---

### ***Timing and Other Issues***

---

The last major area to explore in the preplanning phase is that of timing. This may include the month of the year, the week of the month, the day of the week, or the hour of the day. Although some timing considerations can be rationalized and justified, others may be out of your control. Some companies skew their messages toward pay periods, such as the 15th and 30th of the month, knowing that people are more likely to spend money when they have just been paid. Packaged-goods marketers may choose an end-of-week schedule to reflect the increase in grocery store shopping from Wednesday through Friday. Other considerations may be out of

your control. The CEO of the company that makes your brand of sports drink may demand that you purchase television time during the Wimbledon tennis tournament. He not only likes tennis but wants to get tickets to the event. The marketing manager may refuse to have the brand advertised in any magazine that accepts cigarette advertisements. Perhaps your candy company has been a sponsor of a local parade for the past 50 years and you cannot break with that tradition.

There might also be key timing opportunities that you should consider. If you are going into a Summer or Winter Olympics year, you might want to look for some way to tie into that. Although this sounds out of the league of any but the largest national advertisers, there may be an Olympic swim team member in your own town whom your brand of swim goggles could support in some way. Or if your city is celebrating its 200th anniversary and your pen factory has been around for almost as long, you could get involved in the preparations for related events. Or maybe next year has been designated the Year of the Child so you can look for opportunities to promote your diaper brand. Be alert and open to new ideas and opportunities such as these that might come along infrequently and sporadically but could greatly enhance your profile and sales locally, regionally, or even nationally.

---

### *Summary*

---

Before getting down to this year's plan it is important to know as much as possible about what has happened in the past. Find out as much as possible about how your company has operated in previous years, how your brand has performed, and what the competitors have done. Looking at trends in the product category is not only helpful, but might lead to new ways to define or position what you have to sell. Be aware of cultural, social, and economic forces that might impact your performance. As you examine your brand, consider who its real competitors are and learn about their past and present marketing plans. Determine your brand's share of market and share of requirements, too.

Preplanning should also include an analysis of geographic variations in sales through category and brand development indices. Think about how consumers purchase and use your brand, how aware they are of it and its advertising, and when and how much

they actually buy. Finally, keep in mind any budgeting or timing constraints that will affect your media plan.

---

### ***Checklist—Media in the Marketing Context***

---

1. Have you considered all elements of the marketing mix (price, place, product, and promotions)?
2. How much do consumers know about your brand?
3. Do you need to conduct research on your consumer, through focus groups, surveys, or analysis of syndicated data?
4. When do consumers buy your product? Which time of year, month, day of week, or time of day?
5. How much do consumers buy? Is there a difference by product size or flavor?
6. Have you analyzed the history of your brand (how long it has been available, how successful it has been in the past, how it has been positioned in the past)? Include the company's history here, too.
7. What are your brand's chief competitors doing?
8. What are the product category trends?
9. How is your brand faring compared to competitors in terms of market share and share of requirements?
10. How does each major competitor position its brand and promote it?
11. Have you calculated the category and brand development indices for your brand?
12. Are there regional differences for your brand's sales and market share?
13. Have you considered any timing issues for the brand?

# *Developing Optimal Media Objectives*

Setting objectives is something we are all familiar with in our day-to-day lives. “I will get an ‘A’ on this test”; “I’ll lose 10 pounds by Christmas;” “My goal is to become the CEO of the company by the time I reach 35.” Whatever the objective may be, if you didn’t have one it would be difficult to know what you’ve achieved!

In the media planning context, you need to establish firm objectives for your plan in order to demonstrate how it will help your brand achieve its marketing goals. Although you may feel that in order to execute a media plan you must keep returning to your starting point, moving one step back for every two you go forward, it cannot be overemphasized that *everything* you do on the media planning side must be coordinated with the overall marketing strategy. Therefore, in order to establish your media objectives—what you intend the media plan to achieve—you must first reaffirm and clarify the goals of your complete advertising program to ensure that your media objectives fit in with the goals set in your brand’s marketing objectives.

---

### *How the Marketing Objective Leads to the Media Objective*

---

The media specialist is likely to be presented with the marketing objective, rather than having to develop it on his or her own. It is usually stated in some quantifiable form, such as “sell x thousand more widgets in 2003 than in 2002,” or “increase awareness of Brand X to 75% within calendar year 2003.” It may relate to any of the major marketing functions, such as increasing shelf space in the store, or increasing the number of distribution channels for your product. And frequently it is expressed in terms of specific volume and share goals, such as “within calendar year 2003, bring Brand Z’s total volume sold to 25% of the total category, raising its market share from 35% to 38%.”

If the marketing objective is vague or ill-defined, simply “increasing awareness” or “improving distribution,” then at the end of the year (or whatever time period has been set to achieve the goal) there is likely to be considerable debate over whether the plan was successful or not. It is also going to be more difficult for the media specialist to devise a plan that satisfies those objectives; even if awareness does improve, how much higher must it go in order for the media plan to be considered a success?

Along with understanding the marketing objective, the media specialist should also look at *how* that objective will be achieved, because that will affect what the media plan is supposed to do. Examples might be to increase product penetration among potential users by taking sales away from competitors or bringing new users into the marketplace. Alternatively, the strategy might be to encourage people to use your brand more frequently, perhaps offering new uses for it. In order to increase the sales of Ragu Spaghetti Sauce, the marketing objective might be to get current users to buy additional jars of the product for use in new and different ways besides just pouring it onto spaghetti. For the media plan, this could lead to an objective of increasing the frequency with which target users are exposed to the message to remind them of the various ways they can use the product.

For a hospital with the marketing objective of introducing some new health education programs to encourage more people in the community to choose the facility for their medical needs, the media objective could be to reach 75% of people who live within a 10-mile radius to inform them of what is available. Clearly, the marketing objective has a major impact on how the media plan develops, affecting the target audience, communications used, and media selected.



---

*Media and the Advertising Objective*

---

As we noted earlier, the marketing objective may relate to any of the four major areas of the marketing mix (product, promotion, distribution, or price). Therefore, before establishing specific media objectives it is also essential to focus on how the media affect your advertising goals. Although your ultimate *marketing* goal for most goods is to sell more product (or services or image), unless your audience finds out about the product through the media that you use, that goal is unlikely to be reached. You need to be aware, at the same time, of the other marketing mix elements. If the product is no good, your media advertising will have little impact. Similarly, if you advertise your product heavily but it isn't available in most stores, sales will not improve.

Frequently, the objective of your advertising is tied in to the stage at which the target audience is in the decision-making process. As we noted earlier, this process breaks down into three very broad areas: think, feel, and do (or, in research-speak, the *cognitive*, *affective*, and *conative* stages). Once you have decided that you need a new TV set, you will *think* about what brands are available. Then, you will consider how you *feel* about each one of them. And finally, you will select a particular brand and take action (*do*) and buy it.

This process can be better understood by revisiting the eight main stages of the consumer decision-making process introduced in chapter 2:

1. Need.
2. Awareness.
3. Preference.
4. Search.
5. Selection.
6. Purchase.
7. Use.
8. Satisfaction.

**Need**

Before you can hope to sell any more widgets, people have to have a reason to buy them. Contrary to what many advertising critics maintain, advertising cannot persuade people to buy something they do not want. Indeed, it is often easier to think of this first stage

in the decision process as reflecting people's *wants*, for in today's industrial society most people are able to satisfy their basic needs, such as food and shelter.

Even when people buy products that seem pointless or silly, such as chia pets or hula hoops, they may feel they have a *need* to indulge in it just for fun. And although you might argue that no one really has a *need* for a \$100,000 BMW, the person who chooses to purchase one clearly feels that he or she deserves this luxury automobile. Defining what the need might be for the product helps the marketer to understand the motivations behind why people might buy it, which in turn may provide some clues as to ways of reaching those people through the media. Although everyone buys toothpaste, if you can segment the target into different groups according to their motivation for use, you could reach each one through a variety of media forms. People who are most concerned with cavity protection are more likely to have children and therefore could be reached in parenting magazines. Those who want toothpaste with whitener tend to be younger, and reachable through fashion and beauty books. For the ones who use toothpaste several times a day to keep their breath fresh, health and fitness titles will be more appropriate. And all of that is just within magazines. Research may reveal that different segments have different media habits altogether, leading you, as planner, to determine what those media options should be. This is covered in greater details in subsequent chapters, but you should understand how different needs can often lead to different media choices.

## Awareness

Once the consumer has determined that he or she needs a particular product, it is the job of marketing to make the person aware of the choices that are available. For the media specialist, this means reaching that consumer in the right place and often enough so that your brand's message is the most relevant and convincing. And it is not enough to simply make people aware of your *brand*; the real goal here is to make them aware of your brand's *message*. You might well be able to reach 95% of all cat owners to make them aware of the new cat food that you sell, but unless they also learn that your product provides 100% of a cat's daily nutritional requirement, which is more than any other competitor, your advertising is unlikely to increase sales. Of course, keep in mind that while you are promoting *your* message, every other cat-food company is also trying to boost awareness of its own brand.

### Preference

Based on the various choices the consumer sees and hears, he or she will then develop specific brand preferences. Ideally, the marketer would like that consumer to develop *brand loyalty* to his brand so that every time Julie Smith needs to buy more running shoes, for example, she always picks Saucony. A media plan to enhance preference for your brand of mascara might include opportunities for the target audience to try your brand at home, perhaps by offering a free sample in magazines or via the Internet.

### Search

Once the target audience decides it might prefer your brand over others, the audience's next task is to find out where to purchase the item. Here, media advertising can be a big help, by notifying people of the places that sell your product. You have probably seen or heard this yourself in local or regional TV and radio ads that list which stores in your area stock the item. Billboards can be used, too, to display the retailer's or dealer's name. A web ad can link directly to a local seller of your product. If your audience cannot find the product when it wants to buy it, then not even the best advertising placed in the most appropriate media will increase sales.

### Selection

Brand selection may seem like an easy stage for the consumer. If she has decided already that she prefers Cover Girl nail polish over others, and has learned that it is sold in Wal-Mart stores, then isn't it obvious that she will buy it? Not necessarily. Today's consumer is faced with so many different brands that, once in the store and standing in front of the shelf, she may decide to go with your competitor's offering, because it is on sale, or packaged more attractively, or comes in larger bottles. So the selection process is a crucial stage for the marketer and the media specialist to consider. From a media perspective, the nail-polish user may be encouraged by in-store vehicles such as in-pack premiums or point-of-purchase radio. Personal contacts can also be very important at this stage. Someone who has come into the store in order to buy a mid-range computer may be encouraged to select your more expensive model by being offered 1 year of free parts and service by the dealer.

## Purchase and Use

Clearly, the ultimate goal of marketing and media plans is to persuade consumers to purchase the product. But if they buy it and never use it, then there is no reason for them to ever buy another one. No marketer can remain successful by continually targeting new product users. Often, one marketing and media objective is that of encouraging consumers to *use* the brand. In media planning terms, this might involve increasing the message frequency so that users are reminded of the different ways in which the brand can be used. A good example of this, in past years, has been Bisquick baking mix, which often places recipes in its print ads to encourage people to use more of the product, and hence purchase it more frequently.

## Satisfaction

The final stage in the consumer decision process is really a feedback loop into the earlier ones. If people use your private mail delivery service but are dissatisfied with the rate of delivery or quality of the staff, then their dissatisfaction will likely mean they won't use your service again. What is worse, they may tell their friends about their bad experience and decrease your potential sales even further. So customer satisfaction is extremely important for future success. *Satisfaction* is generally not listed as the primary marketing or media objective of a plan, but should nonetheless be kept in mind when deciding where and when to place your advertising message. It is perhaps harder to achieve through the media, because it is ultimately up to the user to decide whether he or she is satisfied. But many advertisers promise "satisfaction guaranteed or your money back" as a way to reassure consumers that they will, indeed, be content if they buy your brand.

---

## *Advertising Objectives and the Consumer Decision Process*

---

To see how advertising objectives might fit in with each stage of the consumer decision process, let's take an example. If your client is the Prudential Health Maintenance Organization (HMO) offering employees a plan for managed healthcare, you would probably not have to create a "need" for your service. It is very likely, however, that you would want to increase awareness of Prudential's plans. So your advertising objective might be to boost awareness of the

HMO from a baseline measure of 40% to 70% among employees at the companies that offer the Prudential plan.

It could be that most people know about your company, but are still choosing your main competitor as their healthcare provider. Here, your advertising objective would be to improve *preference*, so that instead of two out of five employees selecting your HMO over the other one, three out of five do so. Setting advertising objectives for the subsequent stages in the decision process is somewhat less common, because it is believed that advertising has a less direct role to play here. But you still might want to encourage consumers to *use* your HMO, setting as your advertising objective to boost member visits to your facilities from an average of two times per year to four by encouraging preventative care.

---

### *Media and the Consumer Decision Process*

---

The advertising media will also affect each of these stages in the consumer decision process. To continue with the HMO example, you might boost *awareness* of Prudential through widespread local TV and radio ads or outdoor billboards in the communities where you have offices. Consumer *preference* could be encouraged by sending direct mail to potential members offering them a free check-up at one of Prudential's sites. They could be helped in the *search* process by putting ads that provide maps to your office locations in local newspapers. *Selection* might be helped by having open houses for new members to visit the doctors' offices and meet the personnel. These special events could then be promoted in local media and perhaps receive additional publicity through press releases. Finally, to get current members to *use* the HMO more for preventative care, you might create a monthly newsletter that tells them about the numerous programs you have available.

Let's take another example. Say you are in the market for a new automobile. That puts you in the initial stages of *needing* a new car. You see some TV ads for various makes and models, increasing your awareness of what is available. Three of the cars that interest you are the Honda Accord, the Ford Taurus, and the Chevy Impala. You read several automotive magazines, check out their resale value on Edmunds.com, and pick up the *Consumer Reports* issue on new cars and decide that these models fit your needs. Now you have developed a *preference* for these particular models out of the hundreds that are available. Your next step would be to visit some

car dealerships to *search* out the cars themselves. Here, your interaction with the salespeople is likely to play a major role in influencing your decision. You will also probably talk to friends and colleagues and return to the Internet to look in greater detail at each car's specifications. Faced with all of the information you have gathered, you *select* the Impala. You negotiate a deal and drive the car home; now you can *use* it, and based on your experiences, you will develop a degree of *satisfaction* with your new purchase. If you are happy with the car, you may well buy another Chevrolet the next time you are in the car market.

The media's role is important at several points in the process. Television advertising is frequently used to create or enhance *awareness*, informing people of the qualities of the brand and what it has to offer. Both TV and magazines can help develop consumer *preference*. Here, you might see ads that compare the Chevy Impala to other cars in the same class, or that cite the awards and rankings the car has received in automotive competitions. And as we noted above, personal contacts and the Internet may be critical too. Retail or local ads on spot radio and television and outdoor billboards help reach consumers who are *searching* for your brand; sometimes you will see a brief message from the local dealership tagged on to the end of a commercial.

To encourage people to *select* your offering, the media may offer special discounts or added features, such as a 60,000-mile warranty or \$1,000 cash back. Getting people to *use* the product is also important. Although this is not an issue in the case of an automobile, it can be for other consumer products. Campbell's Soup, for instance, uses print ads that feature recipes that include its soups in order to encourage people to take the product off the shelf.

As with the marketing objective, the more measurable the advertising objective is, the easier it will be to determine whether it has been achieved. This can be done either through specific testing after the ads have run for a while, or by setting up some kind of market test and determining the effect of advertising on sales.

---

### *Establishing Media Objectives*

---

Armed with clear and concise marketing and advertising objectives, you are now ready for the most important part of the media planning process—setting media objectives. As with the other goals, once you have a clearly defined course set for you, it be-

comes much easier to figure out how to get there. There are three main elements involved in the media objectives:

- Defining the target audience.
- Setting broad communication objectives.
- Considering creative requirements.

### **Defining the Target Audience**

Although you haven't yet started to put a plan together, you are probably beginning to realize that much of the most important work needs to be done beforehand to establish the media objectives. Defining the target audience is one key step you must take in the objective-setting process, for only by knowing who you wish to reach through the media will you be able to put together a schedule that will convey your brand's message to the right people.

Ideally, the target audience for your media plan should be identical to the audience for the overall marketing plan. Since most of a brand's sales are typically generated by its current users, the target audience definition is likely to include some product usage qualification. A marketing plan that is intended to increase sales of Finesse shampoo-conditioner combinations might have as its target audience "women 25 to 54 who currently use shampoo-conditioners, with an annual household income of more than \$50,000." Life stage can be a crucial factor too. A plan geared towards increasing awareness of your new Sony digital camcorder might have as its target "adults 18 to 49 who have had a child in the past year."

Often, however, you will find that the media target may be both more and less precise than the marketing target. This is largely because the media themselves have traditionally been bought and sold on the basis of fairly basic demographics, such as age, sex, income, education, or race. For example, although your brand of Carr's crackers may be aiming to sell 20,000 more packets this year by expanding its user base and capturing more sales from "young adult gourmet lovers who enjoy entertaining and eating out," when it comes to creating your media objectives, your target may be "adults 18 to 34 with college education and an annual household income of more than \$40,000." This is a more precise definition in that it specifies a particular age category as well as particular income and education levels, but it does not take into account (at least definitionally) the lifestyle variables (like eating out, entertaining, and fine foods).

Some advertising agencies have developed ways of examining people on the basis of these lifestyle or “psychographic” characteristics. The syndicated data sources of audience information are generally more limited in this respect. And if you are dealing with a nonconsumer target, such as retailers or dealers, you may find yourself without much syndicated information at all, relying more on your experience and judgment. You can assume, for example, that if you are trying to promote your refrigeration equipment to restaurants one place to put your message would be *Restaurant News*.

Another important consideration for defining your media target is whether it should be broad or narrow. Because everyone in the country uses laundry detergent, does that mean your media plan should be aimed at “all adults in the United States who use laundry detergent”? Increasingly, the answer will be “no.” Today’s brands are becoming more and more segmented. So we don’t just have one box of Tide on the store shelf, but powder or liquid Tide, Tide with Bleach, or Ultra (concentrated) Tide. There are 14 different sizes of Tide Liquid alone, aiming to suit the needs of diverse groups, from singles living alone to large families. Each of these groups is likely to have different media habits and preferences—and trying to create a media plan that would reach everyone would ignore the needs of different population groups both in terms of product benefits and media usage. There might be one plan aimed at mothers with young children, another for those with large families, another with an environmental slant, and a fourth promoting the smaller size for urban apartment dwellers. Each plan has a different target audience.

There is also the opposite danger, however. That is, you might define your target audience so narrowly that it would be almost impossible to reach them. You might, from previous research into who buys your personal digital assistants (PDAs), find that they are most likely to be men with a median age of 39 who work as salesmen traveling in the northeast region of the country taking on average three business trips per month, earning \$80,000 or more a year, with a nonworking wife and three children, living in the suburbs, owning an American-made car, and enjoying computer games. But there may be only 50 of these!

There are two major problems to note here. First, most traditional media will not only present your message to *your* target, but also to many others for whom the product is probably irrelevant. This is a problem that can only be alleviated by careful consideration of exactly who your target should be and which media will best reach that audience.



### Exhibit 3.1 Profile of Handheld Computer User

**People who own a hand-held computer are:**

*more likely to*

*less likely to*

**be**

**be**

Age 25–54

Age 55+

College educated

High school graduate

Male

Female

White

Black/Hispanic

Urban

Rural

Living in Mountain/Pacific region

Living in South

**read magazines on**

**read magazines on**

Photography

Music

Epicurean

Gardening

Outdoor recreation

Parenting

**listen to**

**listen to**

Business news, jazz, sports

Country

Adult contemporary

Urban contemporary

**watch**

**watch**

Pro-football, basketball

Feature films

Late night TV, news specials

Daytime dramas, early evening news

Own 4+ credit cards

Use disposable razors

Drink imported beer

Spend \$110+ per month on credit card

Service car themselves

Go to bars and nightclubs

Go to movies

*Source: Mediamark Research Inc., 2001.*

A second consideration in establishing media objectives is the cost-effectiveness of the plan. It may well be the chief concern of you or of the top executives of your company. You could come up with an extremely elaborate and highly targeted media plan, with a clearly defined target audience and appropriate communication objectives, but if it is going to cost twice as much as is in the marketing budget, you are unlikely to be able to execute it. When defining the target audience, you must be sure that the audience will be reachable at an affordable cost. As the maker of Oral B toothbrushes, you cannot hope to reach everyone who brushes their teeth on a budget of \$10 million.

Having defined your target audience, your next step should be to find out as much as possible about the individuals who make up that audience. Ideally, you should not only know their basic demographic characteristics (age, sex, education level, income, profession, etc.), but also learn more about the kinds of products they use and the media they tend to hear or see. Again, depending on the target, you can often obtain this information from syndicated data services. Or you may have to rely on your own judgment and experience. So if your target for a hand-held computer is men 25 to 54 who take six or more plane trips per year, you should also know that they are also more likely to have a computer in their home, drink imported beer, own an American Express Gold Card, read photography magazines, listen to jazz radio stations, and watch pro football on TV.

## **Communication Objectives**

When it comes to writing down what you expect the advertising message to do for your brand, you will start to find that all of a sudden you are dealing with the art, rather than the science, of media planning. These objectives are measurable to some degree through communications tests with the target audience that find out what information the audience is taking away from the message. In addition, media calculations can be made to estimate what the plan should achieve. But many of the criteria you need to use to establish what the goals should be are far more evaluative and rely on your judgment and subjective response to everything that you know about the brand, its advertising, and the marketplace. These objectives must also be in line with the overall marketing strategy for the brand. If you are trying to increase your market share of the athletic shoe category by 2 percentage points by increasing distribution into mass merchandise outlets, then your communication objective might in-

volve increasing awareness of your brand among your target audience by 15% within the first 3 months of the campaign.

Communication objectives will vary, depending on the kind of product you are promoting. For launching a new brand of cat litter, you probably want your advertising to generate awareness of the product. If you are advertising Maytag dishwashers, in contrast, which have been around forever, your message will more likely serve as a reminder to consumers of the reliability of the product. These differing objectives will also affect your reach and frequency goals. For a new product, you would want to establish some initial awareness levels and then sustain them (e.g., generate awareness of the product among 75% of the target group within the first 3 months of the campaign).

Don't forget to consider your competition, too. You might set as your objective to achieve, within the first 6 months of your new campaign, awareness levels for your Cannondale mountain bike that are equal to or greater than those of your closest competitor. Geography is another factor. If your bike is the number-one brand in the category with the highest awareness levels in the Northeast and Pacific, but falls to number two or three in the South, then you might set different objectives in different parts of the country, broadening your reach in areas where awareness levels are currently lower.

There are three main factors to consider when developing communication objectives: campaign timing, category and brand dynamics, and media reach and frequency.

***Campaign Timing.*** Here you should consider what stage your campaign is at—are you launching a new product or changing the strategy for selling it, or is this the third or fourth year of an ongoing campaign? Also think about the specific timing of the campaign. Are you trying to communicate a seasonal message to warn young adults about drinking and driving during the holidays? Or maybe it's April and people are starting to think about summer vacation, so now is the perfect time to begin promoting your park district's swimming pool. Thinking of your communications objectives within a specific time frame will help to ensure that your media plan stays focused on that period.

***Category and Brand Dynamics.*** If you study the trends for your brand in particular as well as trends within the category overall, your communication objectives will be firmly fixed in reality. That is, if research shows that users of lawn-care products are extremely brand loyal, it makes little sense to say the objective for Scott's

weed killer is to gain 15 market-share points from your competitors in the next 12 months. Related to loyalty, you should think also about what degree of consumer involvement with the category can be reasonably expected. It's hard to get people excited about staplers or canned tomatoes, no matter how wonderful your creative message or media plan. Try to be objective about your brand's positioning, too. Is your advertising message really very different from competitors', or is it in fact just another version of the same idea? If you look at the advertising for most products, you'll see that the latter is far more common than the former. Almost all banks tout their low financing rates, whereas nearly all beers talk about great taste, and most garbage bags emphasize their strength. None of this should be too surprising; you wouldn't want to buy a beer that did not taste good, or a garbage bag that wasn't strong.

**Reach and Frequency.** Having stated earlier that communication objectives tend to be more subjective than objective, more art than science, there is still a role for some numbers here. But they should only be included if you will have some way of measuring them. The two key concepts to consider here are *reach* and *frequency*. These are the two most commonly used media terms in the whole planning process. The *reach* of the plan refers to the number (or percentage) of the target audience that will be reached by the brand's advertising in the media. As we show in chapter 5, that number is determined by calculating what percentage of the target audience will be exposed to the media in which your ad appears. Along with knowing how many people will have the opportunity to see or hear your ad, you also need to state how many times they need to do so in order for the message to have some effect. This is the concept of *effective frequency*. You should identify some reach and frequency goals as a way of measuring whether your communication objectives were achieved. If the communication goal is to "increase awareness of the brand by 10% among the key consumer target," then that can be measured by establishing what percentage of the target was actually reached with the message and how many times they heard it, and whether brand awareness levels did in fact go up. More is said on this topic in chapter 5.

## Creative Requirements

The last area that should be considered in preplanning discussions is any special creative requirement that will affect the media selected. If you are introducing a new car and want to emphasize its solid engi-

neering through long copy and details, you will have to think in terms of the media that can allow you to do that. Or, if your task is to promote Chicago as a vacation destination for families, then the creative might consist of many different sights or sounds from that city to convey the desired image, and be placed in media such as print or the Internet, TV or radio. The message will, in part, determine where you choose to place it. Yet another example might be introducing a new Pillsbury cake mix. Your ads will showcase the delicious results of using the product, so the visual element is going to be particularly important. Immediately, this leads you in a certain direction when starting to consider your media-plan strategies and tactics.

---

### *Summary*

---

In order for a media plan to be successful, it must be tied directly to the broad marketing objectives for the brand, usually defined in terms of sales and market share. The goals for media should also be derived from the advertising objectives, which show where the advertising fits in to the consumer's decision process, such as increasing awareness or improving customer satisfaction, or generating additional use of the product. The media objectives state to whom the message is to be delivered (the target audience), when it is to be distributed (timing specifics), and how many times a given proportion of the target will, ideally, be exposed (media reach and frequency). Special creative requirements for the brand's communications should also be taken into account.

---

### *Checklist—Developing Optimal Media Objectives*

---

1. Do you know your brand's marketing objectives?
2. Are they stated clearly and explicitly, in an actionable way?
3. What is the advertising objective for the brand?
4. Have you considered where the advertising might fit in with the eight stages of the consumer decision process—need, awareness, preference, search, selection, purchase, use, and satisfaction?
5. In which stage of the consumer decision process does your advertising objective fit?
6. Have you clearly defined your target audience, or audiences?

7. What are your communication objectives, in terms of a specific time frame, given the competitive situation?
8. What are your media reach and frequency goals?
9. Are there any specific creative requirements for the brand's message?

# *Exploring the Media*

**W**e are all familiar with television, radio, the Internet, newspapers, or magazines from the consumer's standpoint. That is, we don't think twice about picking up the newspaper every morning, listening to the radio on the way to work, going online to look up a specific web site, watching TV when we get home at night, and leafing through a magazine in bed before going to sleep. For advertisers, each of those points of contact we make with the medium represents an opportunity to communicate with a potential target for their product or service. So, for example, the local car dealer will place his ad for a GMC Envoy in the daily newspaper in the hope that you will see it in the morning and stop in at the dealership on the way home from work or at the weekend. The First National Bank might put an ad on the radio in the morning hours to reach commuters on their way to work to alert them to the bank's favorable interest rates on savings accounts. When you sit back and relax in the evening to watch television, a wide range of advertisers will remind you of their brand of beer, cookies, pet food, or coffee, hoping that when you next

visit the grocery store theirs is the brand you will select. And finally, right before you fall asleep, advertisers in magazines will try to persuade you that their credit-card company will be there when you need it.

---

### **Media Versus Communications**

---

The task of today's media planners has become much broader than in times past. Instead of just considering the traditional media (TV, radio, magazines, newspapers, outdoor), the planner now must evaluate all forms of 'brand contact,' wherever or however they occur. Should Kraft Macaroni and Cheese sponsor the local Little League teams? Can Columbia Sportswear be the official sponsor of an Olympic ski team? Would it make sense to put Powerbar ads along running trails? Or could Campbell's Soup ads pop up on the web site weather.com whenever the temperature falls below freezing in the location being viewed? The key with all of these communications is that they must be integrated with the traditional plan. That is, Powerbar's trails message should look and feel like its magazine ads, and should appear in the plan as another regular line item, scheduled in conjunction with all other media. And as with all media-planning elements, the selections must tie fully into the brand's marketing and media objectives.

---

### **Media Categories**

---

Once you have clearly defined media objectives, the next step will be to decide which media types, and vehicles within those types, will best help you achieve your goals. Before exploring that further, we need to think about what the different media can offer you as an advertiser conveying an advertising message. Here, we consider the six major media categories: television, radio, Internet, magazines, newspapers, and out-of-home. Keep in mind, though, that there are many other alternatives available to you, such as direct mail, public relations, or promotions.

There are various ways of categorizing the media. We can contrast the *print* media of magazines, newspapers, and outdoor billboards with *electronic* media—radio, Internet, and TV. We can also make an important distinction between media that are predominantly *local* (newspapers, outdoor billboards, and radio) and those where most



ads are placed on a *national* basis (TV, Internet, and magazines). Here, we look at the major characteristics of each media form.

---

### *A Television in Every Home*

---

Almost every household in America has a television set, and two-thirds (75%) have two or more. The average household owns 2.4 TV sets. More than 9 in 10 (94%) homes operate their TV sets via remote control. Television is the largest mass medium available for advertisers. In 2000, about \$59 billion was spent promoting goods and services this way. Households in the United States have their TV sets on, on average, 7½ hours each day, which is one of the highest viewing figures of anywhere in the world. The average household can receive 75 channels, thanks to the presence of cable.

Broadcast television programming is usually divided up in two ways: by *daypart* and by *format*. The daypart refers to the time of day the program airs. There are nine standard dayparts, which are shown in Exhibit 4.1. Program formats are also standardized into 12 main types, which are given in Exhibit 4.2. Again, it is worth

#### **Exhibit 4.1 Dayparts**

Early Morning	M-F	7:00–9:00 a.m.
Daytime	M-F	9:00 a.m.–4:30 p.m.
Early Fringe	M-F	4:30–7:30 p.m.
Prime Access	M-F	7:30–8:00 p.m.
Primetime	M-S Sun	8:00–11:00 p.m. 7:00–11:00 p.m.
Late News	M-Sun	11:00–11:30 p.m.
Late Night	M-Sun	11:30 p.m.–1:00 a.m.
Saturday Morning	Sat	8:00 a.m.–1:00 p.m.
Weekend Afternoons	Sat-Sun	1:00–7:00 p.m.

*Source: Nielsen Media Research, 2002.*

**Exhibit 4.2 Television Program Formats**

Animation/children

Daytime serials

Drama/adventure

Game shows

Late-night talk

Movies

News

Newsmagazines

Reality-based

Sitcoms

Specials

Sports

*Source: Nielsen Media Research, 2002.*

emphasizing that these breakdowns are really only the concern of the programmers and advertisers; you don't choose to watch "situation comedies" or "reality-based programs," but rather decide to watch "Wide World of Sports" on ABC on Sunday afternoon or "Survivor" on CBS on Thursday night.

The popularity of different program genres changes over time. Typically, the two most popular types are dramas and situation comedies. In the mid-1990s, newsmagazines (such as ABC's *20/20* and NBC's *Dateline*) became extremely popular, in part as a result of networks realizing they were a relatively inexpensive form of TV program to make. The average prime-time drama can cost more than a million dollars per episode, compared to a few hundred thousand for a newsmagazine. For example, in 2002, the six cast members of the very popular NBC sitcom "Friends" renegotiated their contracts so that each one would earn \$1 million per episode for the following year of broadcasting.

More recently, reality programs such as “Who Wants to be a Millionaire” and CBS’s “Survivor” took hold in the audience’s favor, leading to a slew of copycat programs that created a glut of that program type. Not surprisingly, viewers grew bored with seeing too much of the same format, and ratings for dramas and sitcoms rose again. The challenge for media planners and, particularly, media buyers is to predict which shows will be popular several months, or even 1 year from now, buying them at a less expensive cost and enjoying higher than predicted ratings. We explore this further in chapter 8.

There are four main types of television to consider: network, syndication, spot (local) and cable. Beginning in the mid-1990s, the ownership of these various entities became more and more consolidated so that today, just a handful of large media companies have majority control of all four types of TV, squeezing out the independents or mom-and-pop operations that flourished in the first 50 years of television. The viewer is not really aware of who owns what, and does not differentiate, for the most part, between network or cable or syndication. He or she chooses to watch a certain program, regardless of how or where it airs, or who created it or owns it. So the distinctions we draw here are purely for media purposes.

### **Network Television**

Network television consists of four major broadcast networks: ABC, CBS, NBC, and FOX. There are also three smaller networks: UPN (owned by CBS), WB, and Pax (owned by NBC). A “network” is actually made up of hundreds of local stations that become “affiliates” of the national organization. There are in total 1,276 network affiliate stations, about half of all TV stations on air (2,482). Each station receives a set amount of money every year from the network, in return for which they agree to air national programs for a given number of hours every week, although as the networks have looked for ways to cut their costs in recent years, they have attempted to cut or eliminate these payments. Network programs air at the same time in every market within a given time zone. So CBS’s *60 Minutes* appears at 7 p.m. on Sunday night in the Eastern zone, 6 p.m. in Central markets, and 5 p.m. in the Mountain zone. Programs in the Pacific time zone are shown at the same time locally as in the East (i.e., *60 Minutes* airs at 7 p.m. Pacific time).

Network shows come with several minutes of commercial time both within and between programs that are sold by the network. The local station is then able to sell an additional 1 to 3 minutes of

commercial time in the hour to local or regional advertisers, depending on the daypart. Historically, local commercials always had to appear in the commercials that aired between programs, but in recent years that rule has been relaxed, allowing local or regional advertising within the program too. The research findings on the relative effectiveness of ads appearing between or within programs has been mixed. The local station also decides what to air when it is not showing network programs. This might include locally produced shows, such as local news or current affairs programs, or programs purchased from independent producers, known as syndicated programming (discussed later).

Stations not affiliated with a network are known as *independents*. Today, there are more than 800 such stations in the United States, most of them broadcasting on the lower-frequency, locally based UHF signal. Each one decides which programs to air throughout the broadcast day, and is responsible for selling its own commercial time.

## Syndication

One of the major sources of programs for independent stations is syndicated programming (Exhibit 4.3). Here, an individual program (or package of several programs) is sold on a station-by-station basis, regardless of that station's affiliation. It may be of any type or length. There are two main types—original shows, and off-network fare. The former are filled with game shows, such as *Wheel of Fortune*, and talk shows such as *Oprah*. They are sold either by the program's producers or by syndication companies, such as Viacom's King World, that put together packages of properties. The distinction between syndication and network shows is that syndicated programs can air at different times in different markets as well as on different networks. This leads to syndicated shows having to be "cleared" by each local station that chooses to buy them. The clearance figure refers to the percentage of markets across the country that can view that particular show. So, for example, if a syndicated talk show is "cleared" in 70% of the United States, it means that broadcast TV stations seen by 70% of all TV viewers have purchased that program. Syndication clearances generally range anywhere from 70% to 99%. It is worth noting, too, that some network programs do not have total (100%) clearance because an affiliate station may refuse to air them, or will put them on at a different time than the rest of the network. For example, early on in its airing, ABC's police drama *NYPD Blue* received

**Exhibit 4.3 Top 10 Syndicated Shows**

<b>Top Ten Syndicated Shows</b> Ranked by Cost per :30		
<u>Program</u>	<u>Cost</u>	
1	Friends	\$130,783
2	Entertainment Tonight	\$98,641
3	Seinfeld	\$85,127
4	Frasier	\$78,120
5	Everybody Loves Raymond	\$71,060
6	Wheel of Fortune	\$62,788
7	The Drew Carey Show	\$62,473
8	The Oprah Winfrey Show	\$58,759
9	Jeopardy	\$56,742
10	The X-Files	\$51,296

*Source: Advertising Age, Special Report on Syndication TV, 1/21/02, p. S-9.*

good ratings and won numerous awards, but could still not be seen by viewers of the ABC affiliates in several Texas markets because the affiliates felt the program was too offensive.

The goal of many network programs is to produce enough episodes to go into the syndicated marketplace (usually 100 episodes). This is known as off-network programming, and helps fill up the hours of airtime that stations have when network shows aren't running. Programs that have been popular on the networks can continue to air for many years in syndication. Hits from the 1970s and 1980s, such as *MASH*, *Cheers*, and *Cosby* can still be seen on TV during the early-evening or late-night hours in syndication.

**Spot Television**

Spot television is another way to purchase television time. Here, instead of contracting with the network to distribute a commercial

to all of that network's affiliate stations across the country, an advertiser can pick and choose which programs and stations to use, placing the message in various "spots" across the country. As noted earlier, about half of all TV stations are not affiliated with a network, a proportion that will continue to diminish as networks (and their multimedia conglomerate owners) buy up independents as regulation is relaxed on station ownership. The spot TV buy could be as small as a single station in one market, to a couple of hundred stations across a region. Although the actual cost of placing spots on local stations is lower than a total network buy, once you start including a large number of markets it can become quite expensive.

Spot TV time is sold either by the individual station and/or by station representative firms, or *rep firms*. These firms put together packages of stations, known as *unwired networks* (because they are not physically linked together, or wired). Rep firms can usually customize buys for you, allowing you to pick only those stations that you are interested in in a given number of markets.

## Cable Television

Cable television is sometimes thought of as a relatively new way to distribute programs and commercials, but in fact it has existed as a means of conveying television signals since 1948. Because it does not depend on over-the-air signals but comes into the home via wires laid underground (or sometimes on poles on the street), reception is much clearer in many areas. That was the original reason behind its growth—so that people in Eugene, Oregon, or Lancaster, Pennsylvania, could receive the signals of the broadcast networks more clearly. Although the broadcast networks distribute their programs from a central location to each of their affiliates, cable programs are sent via satellite from the cable network to individual cable operators (franchises) within each market, which then distribute the signals to the subscribers' homes. There are more than 10,000 separate cable systems operating today, although the majority belong to one of the large multiple system operators (MSOs) that have cable systems in numerous markets. In 2001, the ownership stakes were changed again, with the purchase of the largest operator, AT&T Broadband, by the number three player, Comcast. This creates an MSO that serves 22 million cable subscribers and heavy concentrations in 17 of the top 20 markets.

Another difference between broadcast TV and cable TV, from the consumers' standpoint, is that consumers must pay a monthly subscription fee to receive cable service. The average monthly cost of cable in 2000 was approaching \$40. For an additional monthly fee, consumers can receive one or more of the pay cable networks, such as Home Box Office (HBO), Showtime, or Cinemax, which do not show any advertising at all.

Cable TV is made up of a wide variety of different networks, many of which specialize in certain kinds of programs or appeal to certain types of people. This was originally called *narrowcasting*, in contrast to the more diverse or broad-based programming found on broadcast TV. CNN (Cable News Network) shows 24 hours of news and information programming, whereas ESPN airs sports all the time and Comedy Central has 24 hours of comedy. There are several cable networks, such as USA Network and TBS, that are more similar to the broadcast networks in their programming, airing a variety of different types of shows, from adventures to situation comedies to movies and dramas. Exhibit 4.4 describes the biggest cable networks currently available, together with the number of subscribers to each one.

The number of networks available varies by system. Those that were built in the 1950s and 1960s typically have smaller channel capacities than do newer systems. Today, some franchises operate systems with 200+ channels on them. Large capacity is becoming increasingly common as the technology improves to allow for it. In particular, as cable signals are delivered digitally to the home, rather than via analog wires, this enables the operators to deliver far more 'information' to viewers. Exhibit 4.5 shows how the number of stations and channels available to viewers has increased over the past 15 years.

The development of cable TV as an advertising medium began in the early 1980s and has grown steadily ever since. Today, \$2 billion of total TV advertising dollars go to cable television, representing 28% of the total amount advertisers spend in television. Most of cable's ad dollars are purchased on a national basis, although the medium has been growing rapidly at the local level, too. If you manage a local restaurant or a bank, you can run your commercials throughout the area, or can confine your messages to a particular cable system's area. National advertisers can also use local cable, customizing their messages down to the neighborhood (system) level.

You can purchase time on several systems at once by going through a central sales office, known as an *interconnect*. This is

**Exhibit 4.4 Top 20 Cable Networks and Subscribers**

<u>Network</u>	<u>Subscribers (thousands)</u>
TBS	85.8
Discovery Channel	84.9
ESPN	84.7
CNN	84.3
TNT	84.3
USA Network	84.3
Nickelodeon/Nick at Nite	83.9
TNN	83.7
A&E	83.6
Fox Family Channel	83.5
Lifetime	83.2
The Weather Channel	82.6
MTV	81.7
TLC	81.6
American Movie Classics	80.7
CNBC	80.6
Headline News	80.5
ESPN2	80.3
VH1	79.7
Cartoon Network	77.2

*Source: Cable TV Ad Bureau, 9/01.*



**Exhibit 4.5 Number of Channels and Stations Received**

<i>Percent of households that can receive TV stations</i>					
<u>Number of stations</u>	<u>1–14</u>	<u>15–19</u>	<u>20–29</u>	<u>30+</u>	<u>Average number of stations</u>
1985	78%	18%	4%	0%	11.0
1990	78%	16%	6%	0%	11.7
1995	65%	25%	9%	1%	13.0
2000	66%	24%	9%	1%	12.9
<i>Percent of households that can receive TV channels</i>					
<u>Number of channels</u>	<u>1–14</u>	<u>15–19</u>	<u>20–29</u>	<u>30+</u>	<u>Average number of channels</u>
1985	50%	15%	16%	19%	18.8
1990	30%	7%	7%	56%	33.2
1995	17%	9%	6%	68%	41.1
2000	9%	6%	6%	79%	72.9

*Source: Nielsen Television Audience, 2000.*

similar to a rep firm—you select the cable systems on which your ad will appear. Most interconnects operate on a metropolitan or regional basis, such as Greater Chicago, or the Bay Area.

**Satellite Television**

Although listed here as a type of television, satellite TV is more of a means of distribution at this point. From being a way for rural inhabitants to receive any kind of signal via large C-band dishes, today's far smaller satellite dishes can be seen perched on the outside of houses all across the country, and are as common in urban markets as rural or suburban. By delivering digital TV signals directly from the satellite and eliminating the cables that have to be laid under the ground or above ground on poles, satellite services are able to offer a far larger number of channels to viewers. In 2001, one of

the biggest satellite companies, EchoStar, which operates the DishTV network, agreed to buy another fairly large operator, DirecTV, formerly owned by the Hughes Corporation (part of General Motors). The antitrust issues that this raised were not fully resolved at the time of printing, but consolidation will clearly impact the satellite TV industry.

About 10% of the country now receives television via satellite, and the battle between that form of distribution and cable is increasingly fierce. Without much of the high cost of transmission incurred by cable, satellite providers have been far quicker in offering new or high technology services to customers, such as two-way interaction with the TV set and the functionality of personal video recorders (discussed later).

---

### *New Forms of Television*

---

The development of new forms of television began in the early 1990s, but it was not until the latter part of that decade that technology began to catch up with the pipe dreams of the inventors. One of the first to be available was *pay-per-view* (PPV). Here, several channels are allocated to special programs, such as movies or sporting events, that are purchased by the cable subscriber on an individual basis. They may cost as little as a few dollars, or as much as \$50 for a special boxing match, for example. In order to be able to receive this form of programming, the cable linking the television to the cable system operator must be two-way, or *addressable*, allowing the operator to deliver the program to individual households on demand. At present, more than half of all homes are addressable.

The growth of digital cable, now in about 6 million homes, has greatly enhanced the ability of viewers to have more control over what and how they watch TV. All of the major cable system operators—such as Comcast, AOL-Time Warner, and Charter—have been rapidly upgrading their systems in recent years, seeing great potential in enhancing their revenues not only by offering more channels to viewers, but also by selling numerous ancillary services, from Internet access through the TV set to special channels featuring local news and weather. With some of these enhancements, viewers can call up sports statistics as an overlay on the screen while viewing a football or baseball game. Beyond that, companies such as Wink Communications or Worldgate have been

testing services that let consumers interact with their TV set, responding to promotional offers, for example, or getting more localized weather information. That information can be customized to individual households, so General Motors, for instance, could send an ad for a Cadillac to a more affluent and older home, and a GMC Envoy ad to households with children.<sup>1</sup>

Another way that television is being altered is through the video recorder. The introduction of personal video recorders (PVRs) at the tail end of the 1990s promised to revolutionize the way people watched TV and, as a result, the advertising business for that medium. Although it has not yet done so, with fewer than 1 million homes owning them at the end of 2001, the concept and technology do, indeed, suggest a radically new way to view television. PVRs, offered by companies such as TiVo and Replay, put a large computer hard drive onto the video recorder, which allows it to digitize the program as it is delivered to the TV set and therefore gives consumers the ability to fast-forward or pause programs as they air, and to skip commercials. At the same time, viewers can program the device to find programs to record on a regular basis either by title (all new episodes of *Law and Order*, for example), or by actor/director (find anything with Brad Pitt). If these capabilities are taken to the extreme, we end up with every consumer creating his or her own schedule of programs, watching whatever programs he or she wants, whenever he or she chooses.

The implications for advertising are potentially huge. As we show in chapter 6, television is planned to a large extent based on program dayparts. What happens when there is no such thing as “prime-time” television anymore? And what if the viewership of a program no longer occurs simultaneously because large numbers of people are recording the program for viewing at a later date? What would the program rating be based on? Last but not least, some of these PVR devices have a built-in mechanism to skip commercials, something that the manufacturers have realized is a double-edged sword, because the possible absence of ads will cut off an important revenue source for networks and programmers alike.

For now, these issues are not being directly addressed because penetration of PVRs is still less than 5%. But the technology could easily be migrated to the digital cable box, at which point the implications for TV programmers and advertisers will become far more serious. Ultimately, instead of TV being a form of mass communi-

---

<sup>1</sup>“How and Why People Watch TV: Implications for the Future of Interactive Television,”

Barbara Lee and Robert S. Lee, *Journal of Advertising Research*, vol. 35, no. 6, Nov/Dec 1995, 9–18.

cation, the medium will become a means of one-to-one or personalized electronic marketing.

The use of the TV to connect to the Internet and the computer to view television has been happening only slowly. Despite promises that the two devices would become interchangeable by the 21st century, consumers have shown that they see them each as distinct and different from the other. TV viewing tends to be a more passive, “lean back” experience, in contrast to the active involvement required of the “lean forward” computer/Internet activity. Nevertheless, we are likely to continue to see new attempts to somehow merge the two media in the future.<sup>2</sup>

---

### *Benefits of Television to Advertisers*

---

Whichever type of television advertising you choose, you will enjoy a number of benefits unavailable from any other media. Among these benefits, television’s ability to imitate real-life situations, its pervasiveness, and its broad reach are especially remarkable.

### **True to Life**

The most obvious advantage of television advertising is the opportunity to use *sight*, *sound*, *color*, and *motion* in commercials. This form of advertising is generally considered the most lifelike, re-creating scenes and showing people in situations with which we can all identify. That does not mean we don’t see cartoons or animated commercials, or fantasies on the screen; today’s electronic wizardry lets TV ads show us everything imaginable. But of all the media available, TV comes closest to showing us products in our everyday lives. This is not only important for package goods advertisers—firms such as Pillsbury, Anheuser-Busch, or Unilever, who are able to show us what their products look like and how they are used or enjoyed—but also for service companies such as Marriott Hotels or American Express, which can offer us ways to use their amenities. As the Internet continues to expand, and bandwidth grows, many believe that TV-like ads will become more common there too.

---

<sup>2</sup>“Cross Media Promotion of the Internet in Television Commercials,” Steven Edwards and Carrie La Ferle, *Journal of Current Issues and Research in Advertising*, vol. 22, no. 1, Spring 2000, 1–12.

### The Most Pervasive Medium

Television advertising is the most pervasive media form available. Several slogans from TV commercials have entered the mainstream of conversation, such as Bud Light's "Whassup?" or Wisk detergent's infamous "ring around the collar" line. Characters in commercials have also become part of our lives, such as the lonely Maytag repairman, or Tony the Tiger for Kellogg's Frosted Flakes.

### Reaching the Masses

Another important advantage of television from an advertising perspective is the wide *reach* of people it offers at any one time. Even in programs with ratings of 8 or 10, you are reaching about 9 million individuals! Although there is generally a smaller audience for the commercials than for the programs themselves, nevertheless, television remains a truly mass medium. Moreover, by buying time on several different programs shown at different times and/or on different days, it is possible to reach a wide *variety* of individuals. And although an individual ad appears for a short time (usually 15 or 30 seconds), if it is repeated on several occasions more people are likely to be exposed to it, often more than once. This helps build brand awareness, which in turn may lead to the formation of favorable attitudes or intentions to purchase that brand.

---

### *Drawbacks of Television Advertising*

---

Unfortunately, television advertising has unique drawbacks as well as the unique benefits we've just discussed. Four of the most commonly encountered drawbacks are cost, limited exposure time, cluttered airwaves, and poor placement of ads within or between programs.

### Dollars and Sense

Perhaps the biggest disadvantage for advertising on TV, particularly at the national level, is the high cost. The average 30-second commercial during prime time in 2000 cost \$300,000. An ad in the airing of the 2002 Superbowl, television's most expensive ad opportunity, cost about \$2,000,000. For many advertisers this is way beyond their budget, leading them to cable or spot TV as cheaper alternatives.

## Quick Cuts

Another drawback to this medium is its brief exposure time. Although many ads are seen several times within a short period of time, unless the commercial is particularly inventive or unusual it is likely the viewer will ignore it or be irritated by seeing it after the first few occasions and will deliberately try to avoid the message.<sup>3</sup> Controversy remains over just how many times people can be exposed to spots without getting bored or annoyed, a phenomenon referred to as commercial *wearout*. In the future, this drawback may be avoided through *interactive TV*, where viewers select the kinds of messages they are more interested in, finding out more about a specific brand or product in detail. The key here is that this self-selected audience is more interested and involved in the message.

## Cluttering the Airwaves

A related factor that is becoming an increasing concern for advertisers is the sheer number of ads appearing on TV. This leads to clutter of spots, again believed to reduce the effectiveness of individual commercials.<sup>4</sup> There is evidence to support this fear. From 1990 to 2000 there was a 300% increase in the number of spots shown on prime-time network TV (Exhibit 4.6). Part of the explanation for this is the increase in the number of broadcast networks (Fox, UPN, WB, PAX). But another major reason is the growth in the number of shorter length commercials. For many years, the standard television spot lasted a full minute. Then, in the mid-1960s more and more advertisers started using 30-second commercials, finding them more cost-efficient and no less effective. As costs continued to increase during the 1970s and early 1980s, advertisers tried the same tactic, shifting to even smaller commercial lengths. Today, the 15-second spot accounts for 27% of all network TV commercials (Exhibit 4.7). The result of clutter on consumers is questionable, but research suggests that it hinders the communication, sometimes considerably.<sup>5, 6</sup>

<sup>3</sup>“Predictors of Advertising Avoidance in Print and Broadcast Media,” Paul Surgi Speck and Michael T. Elliott, *Journal of Advertising*, vol. 26, no. 2, Summer 1997, 61–76.

<sup>4</sup>“Does Advertising Clutter Have Diminishing and Negative Returns?” Louisa Ha and Barry R. Litman, *Journal of Advertising*, vol. 26, no. 1, Spring 1997, 31–42.

<sup>5</sup>“Consumer Perceptions of Advertising Clutter and Its Impact Across Various Media,” Michael T. Elliott and Paul Surgi Speck, *Journal of Advertising Research*, vol. 35, no. 3, May/June 1995, 29–42.

<sup>6</sup>“The Antecedents and Consequences of Perceived Advertising Clutter,” Paul Surgi Speck and Michael T. Elliott, *Journal of Current Issues and Research in Advertising*, vol. 19, no. 2, 1997, 39–54.

**Exhibit 4.6 Commercial Clutter Trend: Prime Time**

	<u>Number</u>	<u>Minutes</u>	<u>Networks</u>
1990	4,990	2,059	ABC, CBS, NBC
1995	7,609	3,177	ABC, CBS, NBC, FOX
2000	14,809	6,029	ABC, CBS, NBC, FOX, WB, UPN, PAX

**Exhibit 4.7 Growth of 15-Second Commercials in Prime Time**

	<u>:60</u>	<u>:30</u>	<u>:15</u>	<u>Other</u>
1975	5%	95%	0%	0%
1985	2%	96%	0%	2%
1995	1%	64%	34%	1%
2000	2%	53%	27%	18%

*Source: Nielsen Television Audience, 2000.*

### Placing Spots

Another area that has provoked a good deal of discussion is where commercials should be placed for optimal effectiveness. For network TV, you can buy time either within the program (*in-program*) or between two shows (*break*). Although some believe there is no difference in viewer attention between these two options, others feel that you are likely to lose more viewers during the breaks than within the program itself. On spot TV the break position used to be the only timeslot available, although in recent years the “rules” have been relaxed, as commercial breaks have slid a few minutes into the program rather than only at the top or bottom of each hour.

Related to this placement issue is where to position your commercial within the series, or *pod*, of spots being shown. Evidence sug-

gests that the first ad to appear will receive the most attention, followed by the last one; those in the middle are likely to suffer from viewers switching channels, not looking at the screen, or leaving the room. The advertiser, however, does not routinely get the choice of where in the pod to air its ad. Some advertisers will pay a premium to ensure their ad appears first, but this is not always permitted.

---

### Research on Television

---

Much of the research literature on television has focused on two key issues: the impact of a lifelike message and the effects of program environment. Buchholz and Smith found that the more “involved” consumers are in the medium, the stronger are their cognitive responses to ad messages.<sup>7</sup> Kamins et al. examined how TV ads are evaluated depending on the mood created by the program in which the ads appear.<sup>8</sup> Other research articles are noted.<sup>9</sup>

---

### Radio—The “Everywhere” Medium

---

Radio is the oldest electronic advertising medium. It first became popular in America in the early 1920s and since that time has managed to hold its own against all other media forms. Although families no longer sit around their radios as they once did to listen to the most popular programs of the day, they still rely on this medium for

---

<sup>7</sup>“The Role of Consumer Involvement in Determining Cognitive Response to Broadcast Advertising,” Laura M. Buchholz and Robert E. Smith, *Journal of Advertising*, vol. 20 no. 1, 1991, 4–17.

<sup>8</sup>“Television Commercial Evaluation In the Context of Program Induced Mood: Congruency Versus Consistency Effects,” Michael A. Kamins, Lawrence J. Marks, and Deborah Skinner, *Journal of Advertising*, vol. 20, no. 2, June 1991, 1–14.

<sup>9</sup>“Multiple Resource Theory and Consumer Processing of Broadcast Advertisements: An Involvement Perspective,” Robert E. Smith and Laura M. Buchholz, *Journal of Advertising*, vol. 20, no. 3, September 1991, 1–8. “Attention Versus Distraction: The Interactive Effect of Program Involvement and Attentional Devices on Commercial Processing,” Kenneth R. Lord and Robert E. Burnkrant, *Journal of Advertising*, vol. 22, no. 1, March 1993, 47–60. “Television Programming and Its Influence on Viewers’ Perceptions of Commercials: The Role of Program Arousal and Pleasantness,” V. Carter Broach, Jr., Thomas R. Page, Jr., and R. Dale Wilson, *Journal of Advertising*, vol. 24, no. 4, Winter 1995, 45–54. “Context Is Key: The Effect of Program-Induced Mood on Thoughts about the Ad,” Andrew B. Aylesworth and Scott B. MacKenzie, *Journal of Advertising*, vol. 27, no. 2, Summer 1998, 17–32. “Hearing versus Seeing: A Comparison of Consumer Learning of Spoken and Pictorial Information in Television Advertising,” Wendy J. Bryce and Richard F. Yalch, *Journal of Current Issues and Research in Advertising*, vol. 15, no. 1, Spring 1993, 1–20. “Program Involvement: Are Moderate Levels Best for Ad Memory and Attitude toward the Ad?” Nader T. Tavassoli, Clifford J. Shultz II, and Gavan J. Fitzsimons, *Journal of Advertising Research*, vol. 35, no. 5, Sept/Oct 1995, 61–72.



both information and entertainment. Indeed, almost every home in America has at least one radio, and most have several of them. People listen to the radio, on average, for 3 hours 17 minutes every day. Most listening (84%) occurs between 6 a.m. and 10 a.m. Increasingly, that listening occurs outside of the home. Almost all cars (95%) are fitted with radios, and people can carry the medium with them wherever they go.

There are more than 13,000 radio stations across the country. Of those, 5,009 operate on the AM (amplitude modulation) wavelength, while 8,298 are FM, or frequency modulation, stations. The primary differences between them are in reception area and audience. AM stations can broadcast over a wider distance, but because the sound waves are impeded by any kind of obstruction (hills, tall buildings) the sound quality is inferior to FM stations, which broadcast in a narrower listening area. AM tends to be listened to more by older adults, reflecting the fact that more AM stations offer news and talk programs rather than the music formats that dominate the FM wavelength. Radio stations are either commercial, accepting advertising as their chief source of revenue, or noncommercial, funded by public monies and/or audience sponsorships. Commercial stations, on average, will air anywhere from 9 to 20 ads per hour, frequently concentrated in blocks of 3 minutes or more.

As with television, radio is classified by both daypart and format. The different formats that are available for the advertiser are not defined the same way by the listener. Radio dayparts and formats are shown in Exhibits 4.8 and 4.9. Today, radio represents about 8% of all advertising expenditures. The two main types of radio advertising

#### Exhibit 4.8 Radio Dayparts

Morning Drive	6:00–10:00 a.m.
Daytime	10:00 a.m.–3:00 p.m.
Afternoon Drive	3:00–7:00 p.m.
Evening	7:00 p.m.–Midnight
Late Night	Midnight–6:00 a.m.

**Exhibit 4.9 Radio Formats**

Adult Contemporary
Adult Standards
Alternative
Contemporary Hit Radio
Classical
Country
New AC/Smooth Talk/Jazz
News/Talk/Information
Oldies
Religious
Rock
Spanish
Urban

are network (national) and spot (local). The way programs and ads are distributed is similar to that of network and spot broadcast TV.

**Network Radio**

Unlike television, network radio is less important than local radio is to advertisers. It currently receives 4% of all radio dollars. Like TV, however, a message placed on network radio is distributed via satellite to each network's affiliate stations. These stations are paid an annual sum to take, or "clear," the network's programs. Perhaps surprisingly, almost two-thirds of all radio stations are affiliated with one network or another. The kinds of programs they receive from the network may be aired every day, such as the ABC newscast, or periodically, such as *Casey Kasem's Weekly Top 40* show. There are presently four major radio networks, each of which has subdivisions based on the programming and the demographic makeup of their listeners. Altogether, there are 31 different net-

works. ABC Prime is aimed primarily at listeners from 25 to 54 years old through news and talk radio, whereas the stations that are part of ABC Genesis tend to be favored by younger adults, under 35, with contemporary hit radio and urban formats. Exhibit 4.10 lists the major networks.

From an advertiser's perspective, one key benefit of using network radio is that you can go through a single source to place your ads across a region or across the country. The downside of this form of radio, however, is that you have less flexibility in choosing the stations you wish to be in. If you buy the CBS Spectrum Radio Network, you may get the number 1 station in Biloxi, Mississippi, but a distant fourth station in Little Rock, Arkansas.

### Spot Radio

About 96% of radio's advertising dollars are spent in spot markets, where you buy time on individual stations on a market-by-market basis. Here, if you were placing the advertising for Coldwell Banker realtors, you could buy time on individual stations in a market, regardless of which network they belong to, and choose which markets you wished to target. The advantage of purchasing radio in this way is that you can select the exact stations and/or markets in which you wish to advertise your product. This also allows you to customize the message to each location, so that, for example, Home Depot home improvement stores are able to mention the address or phone number of different locations in each market's ad.

Some stations are linked together only for the purpose of selling advertising time. They constitute an "unwired" network, allowing you to select which stations within the group you wish to use based on your demographic or geographic preferences. Typically, an advertiser buys time through a representative, or rep firm, rather than dealing with every station individually. So if you are trying to target teens with the Microsoft X-Box videogame, you could go to a rep

#### Exhibit 4.10 Radio Networks

ABC

Premiere

Westwood One

American Urban

firm that offers you stations that do well against that group. One example of unwired networks include the Wall Street Journal Radio Network, which offers classical music and performs well with adults over 25. Again, for the advertiser, using a network of this kind provides you with a single invoice for all of the stations. But, as with wired network radio, you may end up buying time on less attractive stations as part of the package deal.

### **Satellite Radio**

In 2001, we saw the arrival of satellite radio services. XM Radio and Sirius Radio both deliver about 100 different channels via national satellites. Consumers need special receivers in order to tune in to these services, and must also pay a monthly subscription (about \$10/month) for the privilege. One incentive for them to pay is that about half of the stations air without commercials. XM has 71 channels of music and 29 entertainment/news/sports offerings. One-third of the total are without commercials. Sirius has 50 commercial-free music channels and 50 with other content. Even on those channels that include advertising, the amount will be far less than on regular radio stations—6 minutes per hour, compared to 15 to 20 minutes on terrestrial stations.

The content offered by satellite radio ranges from niche forms of music to college radio stations that let alumni keep up with their favorite college sports teams to syndicated talk show hosts such as Howard Stern or Rush Limbaugh. In addition, both companies have deals with the major U.S. auto manufacturers, who will be building satellite radio capability into several of their more upscale models going forward. The jury remains out, however, as to whether consumers will be willing to pay for something they are used to getting for free. Although they “learned” to do so for television back in the 1980s, the perceived value of the radio medium versus television may not be as high among most radio listeners.

### **Streaming Audio**

As the Internet develops further, more and more people are listening to the radio via their computers through a technology generally known as streaming audio. Radio signals are digitized and then sent through the Internet. Many traditional, land-based stations offer simultaneous signals on the Web, whereas other stations have been created solely online. Although still accounting for a small propor-

tion of total listening, surveys suggest that nearly one-third (30%) of the population has at some point tuned in to radio on the Web.

---

### ***Benefits of Radio to Advertisers***

---

As an advertiser, you cannot afford to ignore the many benefits of radio advertising. Although it does not offer the visual power of television advertising, it does provide the opportunity to reach targeted audiences frequently, at a reasonable cost. These and other benefits of this medium are discussed next.

### **Local Appeal**

As we mentioned earlier, most advertising dollars in radio are spent at the local or regional level rather than on the networks. Radio is therefore listened to primarily as a local medium, allowing you the opportunity to tie in to local events, news, or celebrities.

### **Reaching the Right Audience**

Because of the way radio stations are formatted, the medium provides you with targeted, specific audiences. If you run a local health club, you can reach women 25 to 54 by placing your message on light rock stations. Or, as the owner of a religious bookstore, you can promote your store by advertising on the local religious radio station. Radio also offers good opportunities for reaching ethnic groups. In areas with sizable Black or Hispanic populations, you are likely to find at least one station that appeals to each of these minorities. It will generally have a very loyal following. For a baby-clothing manufacturer, for example, advertising to Hispanics may turn out to be very profitable because they tend to have larger families than non-Hispanic households.

### **Imagery Transfer**

For many advertisers, radio is seen as a secondary medium, used in conjunction with a major print or television campaign. The good news here is that research has shown the power of radio ads to create a visual image in listeners' minds from the TV commercials they have seen for that same brand.<sup>10</sup> This process, known as imagery transfer, gives ra-

---

<sup>10</sup>Imagery Transfer Study conducted by Statistical Research, Inc., 1999.

dio ads offer far more impact than the auditory stimulus alone and therefore greater potential influence on consumer response.

### **Keeping Costs Down**

Compared with television, radio is an extremely inexpensive ad medium. A 30-second spot in prime time on a broadcast TV network may run as high as \$300,000, whereas the price for that same length commercial on a local radio station will be closer to \$11,000. Of course, these costs are linked to the number of people you will be reaching.

### **Building Frequency**

With a TV buy, you are usually looking for high reach numbers. In order to gain frequency, you need either a very large budget or inexpensive dayparts. On radio, however, because the costs are so low, it makes sense to buy a lot of time and build up frequency against your target audience. It also makes sense to do this for strategic reasons; people tend to listen to a particular station for a fairly brief period of time, so you want to ensure you reach them while they are listening. You should keep in mind that listening habits are not seasonal, so frequency can be built up year round.

### **Radio and Purchasing**

Research shows that the time between media exposure and purchase is shorter for radio than for any other traditional medium, as shown in Exhibit 4.11. This means that your potential consumers may well be listening while they are making their purchase decisions.

### **Flexible Messages**

Compared to the high production costs and long lead times of television, radio is extremely flexible. If your ad is read live on the air, as is often done, you can change the message at very short notice without much difficulty. You can vary the message for different dayparts or station formats, perhaps using different music backgrounds depending on the type of music played on that station. Radio also offers the flexibility of tie-ins to local retailers or other promotional opportunities, such as local contests or events.

**Exhibit 4.11 Time Between Media Exposure and Purchase**

	<u>Percent exposed to medium within an hour of purchase</u>
Radio	59%
Outdoor	27%
TV	20%
Magazines	11%
Newspapers	10%

Source: Radio Advertising Bureau, 2001

---

***Drawbacks of Radio Advertising***

---

In addition to the numerous benefits of radio advertising, there are a few drawbacks to keep in mind, as well. Each of these can be seen as a challenge; most can be overcome with some planning and creativity.

**In the Background**

When we listen to the radio, we are usually doing something else at the same time, making it a background medium. Ads on radio must therefore work a lot harder to grab—and keep—our attention.

**Sound Only**

Radio can only offer sound, rather than the sight and motion of television. However, the medium can still be used to great effect because it offers the possibility of inspiring the listener's imagination. You can hear the waves crashing against rocks, or breaking glass, or party chatter, and conjure up images in your mind of what the scene looks like. Radio advertisements also tend to feature humor fairly often both as a way to get attention and because the audience is less likely to be distracted by any visuals and can listen to the words. And as noted earlier, if radio is used in con-

junction with similar TV commercials, listeners will often transfer the TV images to the radio spot.

### Short Message Life

Because we listen to radio in the background, for the most part, ads on this medium have a very short message life. Like TV, and unlike newspapers and magazines, once the ad has aired, the opportunity for exposure has disappeared. This makes it all the more critical to grab the audience's attention right away with a message that is relevant, involving, and interesting.

### Fragmentation

One of the drawbacks for radio is the fragmentation of the medium. We no longer just have "country" stations, but "hot country," "young country," and "traditional country" formats, among others. Each one appeals to slightly different kinds of people, so if you wanted to reach them all, you would have to buy each type of country station in a market. Audience shares, particularly in major markets, may be very small, which makes it hard to use the medium as a reach vehicle.

---

### Research on Radio

---

Although radio is considered a "second cousin" to television in the realm of electronic ad media, research has been done to compare the two forms. In addition, the power of sound, and of music in particular, has been studied to see how that impacts radio ad effectiveness. Legal issues in the radio business are noted here, because the legal policies adopted by radio stations as far as which ads are accepted or not have a direct impact on the kinds of radio commercials that are broadcast.<sup>11</sup>

---

<sup>11</sup>"Information Processing Differences Among Broadcast Media: Review and Suggestions for Research," James H. Leigh, *Journal of Advertising*, vol. 20, no. 2, June 1991, 71–76. "Mental Imagery and Sound Effects in Radio Commercials," Darryl W. Miller and Lawrence J. Marks, *Journal of Advertising*, vol. 21, no. 4, December 1992, 83–94. "Advertising Clearance Practices of Radio Stations: A Model of Advertising Self-Regulation," Avery M. Abernethy, *Journal of Advertising*, vol. 22, no. 3, September 1993, 15–26. "Creating the Contrast: The Influence of Silence and Background Music on Recall and Attribute Importance," G. Douglas Olsen, *Journal of Advertising*, vol. 24, no. 4, Winter 1995, 29–44.



---

*All the News That's Fit to Print—Newspaper Advertising*

---

Newspapers are one of the oldest media forms in this country. They were also one of the earliest media to accept advertising. In fact, the first advertising agencies were established to handle the purchase of space in this medium. Some of the earliest ads were for “medicinal” remedies, such as Lydia Pinkham’s Compound.

In contrast to many other countries that have national newspapers, in the United States, the majority of newspapers are written for and distributed to a primarily local audience. As a result, most of the advertising is placed on a market-by-market basis. You can also choose which section of the paper to appear in, such as news (local, national or international), sports, entertainment, business, fashion, food, home, and travel, among others.

There are currently 2,397 newspapers published in the U.S. This figure includes both weekday and Sunday editions (1,480 and 917, respectively). That number has remained relatively stable over time. In 1970, for example, there were 2,349 papers published. Newspaper audiences are measured in terms of *circulation*, or the number of people who subscribe to or purchase the newspaper. Exhibit 4.12 shows the top 10 papers across the country based on their circulation.

The past decade has witnessed a decline in the percentage of the adult population that says they read a paper daily. Currently, about 57% claim they do so, in contrast to the 78% who read a paper back in 1970. What is even more worrying for the newspaper industry is that the readership figure is lower among younger people, who constitute the medium’s future readers.

Another problem the industry faces is the demise of the two-newspaper town. Most large cities used to have at least two competing newspapers; today, due to the high costs of running a newspaper, that is the exception rather than the rule. Only in the largest cities (New York, Los Angeles, Chicago) are there still two or three daily papers. This not only harms the newspaper industry, it is not particularly good news for advertisers either. Without competition, the paper can set its advertising rates wherever it wants them, as long as it can still compete with other media alternatives.

As major cities have dropped competing papers, some of the readership has moved to suburban or weekly newspapers. The growth here is not too surprising, given population shifts from city to suburb in the past few decades. The focus of these titles is far more local, writing about high school sports scores or local ordinances rather

**Exhibit 4.12 Top 10 Newspapers by Circulation**

<u>Rank</u>	<u>Newspaper</u>	<u>Circulation</u>
1	USA Today	2,149,933
2	Wall Street Journal	1,780,605
3	New York Times	1,109,371
4	Los Angeles Times	944,303
5	The Washington Post	759,864
6	New York Daily News	734,473
7	Chicago Tribune	621,305
8	Newsday	577,354
9	Houston Chronicle	551,854
10	New York Post	533,860

*Source: Newspaper Association of America, 2001; reported in Ad Age, 11/5/01, 45.*

than national or regional news. For advertisers, it offers the opportunity to bring the message down to the truly local level. National advertisers such as Gap Stores can announce the opening of a new store in Arlington Heights, Illinois, in the *Arlington Heights Post*, instead of a zoned or regional edition of the Chicago Tribune.

**Newspaper Advertising Revenue**

The largest part of newspaper advertising revenue (45%) comes from retailers. This ranges from large companies, such as major national department stores like JC Penney and Sears, to regional banks like Fleet or Harris Bank, down to Joe's shoe repair shop around the corner. Second in importance as far as newspaper ad revenues are concerned is classified advertising (40%). The most important classified sections are for real estate and automotive, which together account for the majority of classified ad dollars.

The third type of newspaper advertising is that which is placed on a national basis so that it appears in all (or most) papers across

the country. This type of advertising represents only 15% of total advertising revenues for the medium, despite the efforts of many newspapers to position themselves as valuable national vehicles in the face of increased competition with other local media, such as spot TV and radio, regional magazines, or billboards. The main problem that advertisers have with using newspapers on a national basis is the considerable premium that it costs to run their ads in all markets. Most are reluctant to pay that premium, which can cost up to 75% more than a local or regional ad.<sup>12</sup>

Newspapers also offer a medium within a medium, in the form of *free-standing inserts*, or FSIs. These are preprinted sheets that are usually distributed within the Sunday paper. Most of them carry coupons. On Sunday, too, most newspapers carry a special magazine supplement, either produced by the paper itself or coming from one of the nationally syndicated Sunday supplements, *Parade* and *USA Weekend*.

At one point it seemed that newspaper classified advertising would be greatly diminished by the Internet. Automotive and real estate classified ad sites were very popular at first, and threatened to take revenues from the printed newspapers. It did not take long for newspapers to set up their own Internet-based advertising sites, either as part of their own individual newspaper sites (*bostonglobe.com*) or in concert with other newspapers (*careercentral.com*). In the hot economy of the late 1990s, the impact of the Internet on newspapers' classified business was minimal; how the industry fares in a less robust economy remains to be seen.

---

### *Benefits of Newspapers to Advertisers*

---

As Exhibit 4.11 illustrated, the top 10 newspapers in the United States reach nearly 10 million consumers every day. Add to that the circulations of the other, smaller, newspapers in the country, and you'll begin to see just what kind of exposure is possible with newspaper advertisements. But, in addition to reach, newspapers offer advertisers a number of important benefits, which are discussed next.

---

<sup>12</sup>“A Study of National Advertising's Payout: Image Ads in Newspaper ROP,” Stuart Tolley, *Journal of Advertising Research*, vol. 33, no. 5, Sept/Oct 1993, 11–20.

## Timeliness

The day after the stock market crashed in 1987, ads appeared in many newspapers reassuring consumers and stockholders that everything was still all right. Financial services companies reacted similarly after the terrorist attack on the World Trade Center in 2001. And McDonald's quickly responded in newspaper ads when it discovered that someone at one of its agencies had stolen winning game cards to several of its "instant-win" promotions. The company immediately created newspaper and TV ads to apologize to the public, and then added a new game with daily prizes awarded randomly to customers in the store ("McSwindle," Kate MacArthur, *Ad Age*, 8/27/01, 1/22–23).

Unlike magazines or even television, newspapers are by their very nature filled with "news." People turn to them for the latest information on products, prices, and availability. The role that newspaper advertisements play in purchase decisions may be critical. A survey found that 70% of all newspaper readers agreed with the statement that "The paper helps me to decide where to shop and buy." And 65% felt that the newspaper was more important than television in making purchase decisions. In addition, electronic scanner devices in most supermarkets and retail stores are now able to assess the link between advertising and sales more directly and rapidly. Data suggest that newspaper ads can triple the sales volume for items that are advertised at reduced prices.

## Desirable Audience

In the battle to attract advertisers, newspapers can offer highly desirable audiences. A newspaper reader is more likely to be better educated, have a higher income, and be more involved in upscale activities than nonreaders. People with a household income of \$75,000 a year or more are more likely to be newspaper readers. Exhibit 4.13 gives a profile of the newspaper audience.

In contrast to other media, readers spend a considerable amount of time with the newspaper. In 1999, the average length of time given to reading the daily paper was 45 minutes. And on average about two-thirds (67%) of all newspaper pages are actually opened, a figure that depends in part on the number of pages in the issue. In thinner papers (10 to 32 pages), 78% of all pages are opened, but when the paper becomes much bigger (81 to 204 pages), only 63% are opened.

**Exhibit 4.13 The Newspaper Reader**

Professional/executive
Graduated or attended college
Age 45+
Working full-time
Household income \$45,000 +
Married
Own home
Urban or suburban

Another consequence of the time readers spend with the paper is that it offers the media specialist more opportunity to provide detailed information. If you are trying to sell a new home equity loan program, you need the space to provide details on the terms of the deal, as well as on bank locations so interested consumers can find you. Although you might worry that so much fine print will be boring or encourage page-turning, those people who are in your target audience will probably be interested enough to read through the entire ad (assuming the copy is inviting and attention-getting).

**Impact of Editorial**

An obvious advantage of newspaper advertising is that you can choose which section of the paper your ad is placed in, putting food ads in the food section, or offering investment advice in the business pages, for example. This effectively narrows your reach to those consumers most likely to be interested in your product or service.

**Local and Regional Possibilities**

Although advertisers are reluctant to use newspapers on a national basis, they rely on them heavily for local or regional marketing. If Procter & Gamble wishes to test a new detergent in Peoria, Illinois, it can advertise in the *Peoria Journal Star* and feel confident that the message will only reach those people able to buy the product, thereby creating awareness for the new item. They might also test the effects of advertising on sales this way. For regional operators,

such as Friendly Restaurants—located only in the northeastern part of the country—ads can be placed in newspapers in the selected markets where the restaurant is found.

Even within a market, an advertiser can buy space in only those papers being sold in a certain area. The *Chicago Tribune*, for example, offers six zoned editions of its daily paper within the Chicago area.

---

### ***Drawbacks of Newspaper Advertising***

---

As with every medium, newspapers have their own drawbacks as well as benefits. The three most critical drawbacks of newspaper advertisements are short issue life, the challenge of grabbing the reader's attention, and the constraints of using a largely black and white medium.

#### **Today or Never**

Although magazines can often prolong their issue life and reach more people by being passed around or picked up on several occasions, at the end of each day the newspaper is usually discarded. If the reader misses your ad that day, you are not given a second chance. So although newspapers are available every day, their issue life is very short.

#### **Active Readers**

The issue life of the newspaper is closely linked to how people read it. Although more than half of all pages are likely to be opened, it is up to the reader to actively choose what to look at. If your headline doesn't attract Jane Doe's attention, she won't look at it at all; if the copy isn't intriguing and relevant to her, she can simply turn to another article or page. It is therefore crucial that newspaper advertisements get the reader's attention. When people sit in front of the television or listen to the radio, they are generally a "passive" audience with no choice but to attend to the ad (even if fleetingly) or turn off the radio or TV set. Exhibit 4.14 shows how the newspaper advertiser must fight for attention.

#### **Black and White**

In the 1980s, it was rare to find a color ad in a newspaper. Then along came the Gannett Corporation with its national newspaper *USA To-*

**Exhibit 4.14 Elements That Get Newspaper Readers' Attention**

Color

Full page

Photography and illustrations

Product in use

Sale price

*Source:* Roper Starch Study conducted on behalf of *Newspaper Association of America*, 2001.

day, which offers full-color capabilities. The quality of newspaper color reproduction has been improving ever since, although it is still a long way from looking as sharp as magazine pages (due primarily to the poorer quality of the paper it is printed on). Even so, newspapers charge a premium for use of color, generally about 17% extra for a one-page four-color ad. For many advertisers, particularly those who wish to show “lifelike” qualities such as food manufacturers, it remains more effective to use magazine or television ads.

---

**Research on Newspapers**


---

Although the newspaper industry, through its trade association, Newspaper Association of America, conducts annual research on the size and strength of the industry, and periodic studies on the medium’s effectiveness, academic research has been more limited in recent years. Some studies have been done on the impact of ad size on consumer responses, including work on different promotional formats for the ads.<sup>13</sup>

<sup>13</sup>“The Advertising Exposure Effect of Free Standing Inserts,” Srinu S. Srinivasan, Robert P. Leone and Francis J. Mulhern, *Journal of Advertising*, vol. 24, no. 1, Spring 1995, 29–40. “Ad Size as an Indicator of Perceived Advertising Costs and Effort: The Effects on Memory and Perceptions,” Pamela M. Homer, *Journal of Advertising*, vol. 24, no. 4, Winter 1995, 1–12. “Predictors of Advertising Avoidance in Print and Broadcast Media,” Paul Surgi Speck and Michael T. Elliott, *Journal of Advertising*, vol. 26, no. 2, Summer 1997, 61–76. “Communicating in Print: A Comparison of Consumer Responses to Different Promotional Formats,” Kenneth R. Lord and Sanjay Putrevu, *Journal of Current Issues and Research in Advertising*, vol. 20, no. 2, Fall 1998, 1–18. “The Information Content of Newspaper Advertising,” Avery M. Abernethy, *Journal of Current Issues and Research in Advertising*, vol. 14, no. 2, Fall 1992, 63–68.

---

## Magazines—An Explosion of Choice

---

Although magazines have a long history in the United States, with the earliest publications appearing in the middle of the 18th century, they are also a medium that may be said to have had two very distinct life stages. Originally, most magazines catered to a very general audience, offering a mixture of news, stories, and features aimed either at the total population or, in the case of titles such as *Ladies' Home Journal* and *Good Housekeeping*, at women. The strength of publications such as *Life*, *Look*, and the *Saturday Evening Post* is reflected in the fact that an ad placed in those magazines in the 1950s would be likely to reach about 60% of the total population.

But with the rise of television in the 1950s, general-interest magazines found they could not compete effectively either for advertising dollars or for readers. Rather than simply disappearing, magazines began to move toward greater specialization in their targeting and their editorial content. This trend continues today, with extremely narrowly focused magazines devoted to topics such as tropical fish (*Tropical Fish Hobbyist*), cross-stitching (*Simply Cross Stitch!*), or aircraft (*Affordable Aircraft*). And although there are still some general offerings, such as *Atlantic Monthly* or the *New Yorker*, their readership is considerably lower than the audience of their general-interest forebears. Because of this increased specialization, there are today more than 2,000 different magazines available. In 2000 alone, nearly 350 new titles were introduced.

### Magazines Today

Despite this specialization, magazines as a medium reach a broad range of the population. Indeed, 94% of all adults read magazines in any one year, buying about six different titles in that time period. The places they purchase them include supermarkets (accounting for 45% of all magazines sold individually), discount stores, bookstores, and drugstores. Each magazine copy is looked at for an average of 45 minutes.

There are three main types of magazines available: consumer, farm, and business-to-business. Consumer magazines are usually categorized according to their editorial content, such as business, men's, women's, sports, news, and entertainment. This category includes titles enjoyed by all segments of the population, from *Time* to *Sports Illustrated* to *Cosmopolitan*. Farm magazines are geared



toward that particular industry. Some may be crop specific, such as *Cotton Farming*, whereas others deal with the technical aspects of agriculture. The third type, business-to-business, covers all titles aimed at the industrial user, everything from *Chemical Age* to *Off-shore Drilling to Information Week*.

Taken together, magazines account for 5% of all ad dollars spent in the United States. Most magazines are considered as national vehicles for advertising, although city or regional publications are also classified within the consumer segment, such as *Milwaukee* or *Southern Living*. More and more, however, national magazines offer geographic breakouts of their circulation, allowing an advertiser to place a message that will, for example, only reach Southerners, or people who live in the northeastern states, or in the Los Angeles metropolitan area. They are also developing more demographic “splits,” so that Fidelity Investments can advertise its mutual funds in the edition of *Business Week* that is read by people earning \$75,000 or more per year.

As with newspapers, magazines are assessed in terms of their circulation. Today’s top circulation magazines are shown in Exhibit 4.15. Magazines are sold in one of two ways—at the newsstand or by subscription. For most titles, it is the latter that generates the most sales, typically accounting for 80% of a title’s circulation.

---

### ***Benefits of Magazines to Advertisers***

---

To an advertiser, three of the most attractive qualities of magazines are their high-end audiences, the enthusiasm of those audiences, and the long issue life of the medium.

#### **Upscale Audiences**

One of the incentives to using magazines for your advertising message is the favorable demographic profile of magazine readers. Similar to newspaper readers, the heaviest user of this medium is in the age range of 18 to 44 years, with a college education and household income over \$50,000, and living in a household of three or more people.

#### **Getting Attention**

Another benefit of placing your ads in magazines is reader involvement. Although this concept is rather difficult to define (and even

**Exhibit 4.15 Top 10 Magazines by Circulation**

<u>Rank</u>	<u>Magazine</u>	<u>Circulation (thousands)</u>
1	Reader's Digest	12,943
2	TV Guide	9,886
3	Better Homes & Gardens	7,656
4	National Geographic	6,104
5	Family Circle	5,069
6	Good Housekeeping	4,496
7	Time	4,265
8	Ladies' Home Journal	4,101
9	Woman's Day	4,089
10	People	3,526

Source: Mediamark Research, Inc., 2001.

harder to measure), it generally refers to the interest that the reader has in the material, both editorial and advertising. Because most magazines today focus on a particular subject or interest, they can tie in more readily with the personal needs and lifestyles of the audience, enabling advertisers to do so as well. In this way, automakers can target car enthusiasts or prospective buyers in *Car and Driver* or *Road and Track*; detergent manufacturers can promote their new or improved products in magazines aimed at homemakers (*Better Homes and Gardens*, *Good Housekeeping*, *Ladies Home Journal*); and financial services companies can offer their mutual funds to interested investors in *Fortune* or *Money*.

Consumers also seem less resistant to seeing ads in magazines. One study conducted for the magazine industry in 2000 found that although 36% of those surveyed said they usually ignored advertising on television, only 11% felt similarly about magazines. Indeed, more than one-third of those surveyed said the advertising usually complements the content of the medium (compared to only 10% who felt that way about the Internet). Nearly half (44%) claimed they often purchase a product or service as a result of seeing the ad in a magazine, 10 points higher than the response to TV advertising, and

fully 7 times more than those who said they made a purchase following exposure to an Internet ad. These findings are in part due to the fact that as a reader, you get to select what ads you read, whereas with television the ads are more or less forced on you (the remote control notwithstanding). Internet advertising is still in a nascent state and is seen, by most users, as mere “clutter” on the screen.

Reactions of readers to magazine ads also differ to their reactions to ads on television. Information seen in magazines tends to be retained longer because people can read up to five times faster than they take in the spoken word. They tend to trust magazine ads more, placing greater faith in the authority of the printed word. And in many instances, reading a magazine can be considered a preshopping experience, allowing consumers the chance to compare products and services and learn new information about, say, the Sony DVD player prior to purchasing it.

### **Hanging Around**

Another important and unique feature of magazines is their *long issue life*. The television program is over in half an hour, and the newspaper is thrown out after one day, whereas you will probably keep a monthly magazine in your home for 4 weeks or longer. This not only gives you opportunities for additional or repeat exposures to the advertising, but it is also likely that other people, known as the *secondary* audience, may see the issue, too. The importance of this *pass-along* readership is shown by the fact that the average magazine is seen by four different readers, with each one spending about 61 minutes with the issue.

---

### ***Drawbacks of Magazine Advertising***

---

Magazines, too, have their drawbacks. Among the most significant obstacles to keep in mind are the considerable lead time necessary and the relatively high cost of reaching your targeted audience.

### **Long Planning Cycle**

For most publications, ads have to be completed and at the printer well in advance of their publishing date, a factor known as the *lead time*. This makes it difficult for advertisers to create particularly timely or newsworthy ads of the kind seen in newspapers. More-

over, despite the generally excellent color reproduction quality, the magazine remains two-dimensional (aside from pop-up displays or inserts, discussed later). This prevents the magazine ad from offering the truly lifelike qualities of a television spot.

### Reaching Readers

The increasingly targeted nature of magazines means that the cost of reaching one thousand members of the audience (the CPM explained in greater detail in Chap. 5) is higher than that of a broader, mass medium such as television. Even some of a magazine's benefits can be viewed as potential disadvantages for you as a media specialist. The notion of readers' involvement with the magazine also means that, if they are not very interested in a particular product or ad, they can very easily ignore it by simply turning their attention to the next page.

---

### Research on Magazines

---

Studies on magazines as a medium have focused on similar areas as broadcast research. The value of the context in which an ad is seen was found, by Norris and Colman, to impact consumer recall and recognition of the ad.<sup>14</sup> The same topic was explored further by Yi to see what happened when readers were given additional information prior to seeing the magazine ad in its context.<sup>15</sup> Meanwhile, the magazine industry has itself sponsored several studies showing the impact of magazines on sales.<sup>16</sup>

---

### Outdoor Billboards and Beyond— From Cairo, Egypt, to Cairo, Illinois

---

There are some in the outdoor industry who like to claim that billboards are the oldest medium in existence. They date it back to Egyptian times, when hieroglyphics were written on roadside stones to give people directions to the nearest town or village.

---

<sup>14</sup>“Context Effects on Recall and Recognition of Magazine Advertisements,” Claire E. Norris and Andrew M. Colman, *Journal of Advertising*, vol. 21, no. 3, September 1992, 37–46.

<sup>15</sup>“Contextual Priming Effects in Print Advertisements: The Moderating Role of Prior Knowledge,” Youjae Yi, *Journal of Advertising*, vol. 22, no. 1, March 1993, 1–10.

<sup>16</sup>See Magazine Publishers of America (MPA) web site at [magazine.org](http://magazine.org) for more information on Millward Brown study on ad effectiveness, the AC Nielsen Sales Scan Study, and econometric modeling case analysis, *Measuring the Mix*.

Whether you agree with that or not, outdoor billboards are certainly well established, having been around in this country since the 1800s. At that time, companies began leasing space on boards for bills to be pasted (hence the term *billboard*). There are two main types of billboard—poster panels and painted bulletins. Panels come in several sizes, named according to the number of sheets of paper originally needed to cover them, such as 8-sheets and 30-sheets. Posters are found mostly in populated areas, in or near cities and towns. Painted bulletins are larger boards situated along highways and major roads. Their name refers to the fact that they were originally painted by hand at the site.

Putting messages on outdoor boards used to be extremely labor-intensive. The sheets for poster panels were pasted onto the board while bulletins were hand-painted. Both were created either at the board site or at a central location within the market or region. Because this had to be done in each market, differences resulted in the look of the message from one market to another (and even one site to another within the market). Today, thanks to computer technology, poster panel messages are created electronically and then shipped either in one piece or in sections to the board site. Bulletins still tend to be hand painted, but computers are now used to make sure that the finished product looks identical across boards. Today, bulletins are often created using other materials, such as lithography or special stretch vinyl.

In the past 40 years the industry has come under increased criticism from environmentalists who claim that the boards are a blight on the scenery. Many cities and several states have introduced bans on putting up new boards and, in certain cases, demanded the removal of existing structures. So you won't see any billboards in Hawaii or Vermont, for example.

Unlike other media that have editorial material too, outdoor billboards exist solely for advertising messages. They are primarily a local medium, bought on a market-by-market basis, but are used by both national and local advertisers. The type of business using the medium has changed considerably in the past 20 years. For many years, the biggest category of advertiser was the tobacco industry, but in 1999, legislation was passed prohibiting the advertising of tobacco messages on any outdoor billboards. This not only had a significant impact on the tobacco industry, it freed up many high-profile and well-positioned billboards across the country for other advertisers who had never been able to buy that space because the tobacco companies had long term deals with the billboard com-

panies. Today, you are far more likely to see billboards from local retailers, the travel industry, or health care providers than you would have even 5 years ago (Exhibit 4.16).

For many years, outdoor billboard audiences were calculated from manual traffic counts conducted by each system operator of

**Exhibit 4.16 Top Outdoor Advertising Categories**

<u>Rank</u>	<u>Category</u>	<u>Dollars (thousands)</u>
1	Services and amusements	\$216,992.7
2	Public transportation, hotels and resorts	\$206,468.4
3	Retail	\$177,932.1
4	Media & advertising	\$156,014.5
5	Restaurants	\$141,434.7
6	Automotive dealers and services	\$120,804.6
7	Insurance and real estate	\$95,788.9
8	Financial	\$92,986.4
9	Telecommunications	\$88,718.0
10	Automotive, auto accessories and equipment	\$86,848.3
	<i>Top 1–10 total</i>	<i>\$1,383,988.6</i>
	<i>All other</i>	<i>\$395,735.4</i>
	<b>Jan–Sept 01 Total</b>	<b>\$1,779,724.0</b>

*Source: Competitive Media Reporting, 2002.*

how many cars passed by a given billboard, multiplied by government statistics that are updated periodically on how many people are present in the average car. That became the estimated audience viewing a billboard. In 2001, the outdoor industry's auditing organization, the Traffic Audit Bureau, introduced an automated system to count the traffic. It uses special software that looks at traffic counts by road segments within a market, and uses those to come up with the audience figures. This avoids inconsistent counting done by different operators within and across markets, as well as removing some of the human error involved in that process.

The outdoor industry is far more expansive than it used to be. For example, outdoor messages are now quite commonly seen painted on the sides of buildings, on telephone kiosks and bus shelters, or in sports stadiums. More is said on this in a later section (Alternative Forms of Communication).

---

### *Benefits of Outdoor Billboards to Advertisers*

---

The advantages of billboard advertising have contributed to the medium's popularity over the past two centuries. Four of the most consistent and important benefits are size, mobility, effective reach, and cost. Each of these advantages is discussed next.

#### **Big Is Better**

Simply the size of the poster panel or painted bulletin means that outdoor advertising gets noticed. In fact, at a typical busy location in the center of a city, more than 10,000 people are likely to pass an 8-sheet poster panel within a given month. In addition, the message is there constantly, for 12 to 24 hours (and many posters are illuminated at night).

#### **Mobility**

Not only can painted billboards be moved around an area to expose more of the target to the message, but the outdoor messages can be designed for specific locations, audiences, or activities. So you could place ads for Samsonite luggage aimed at businesspeople at airports to catch them when they travel, or advertise Chiquita bananas near the A&P supermarket where your target audience shops.

## Reaching Ethnic Groups

With outdoor billboards you can tailor your message to members of a particular ethnic group using their own language or culture yet still reach a mass audience within a specific market. You can buy space in areas with heavy concentrations of Hispanic people, for example, reaching them where they live, work, and shop. It is harder to reach a large portion of these groups with traditionally “Anglo” television or magazines. Furthermore, it is valuable to be able to reach nonnative English speakers in their first language, whatever language that might be.

## Reinforcing the Message

Outdoor advertising is a good supplementary medium, helping to add reach and frequency to a media schedule at reasonable cost. A fairly typical outdoor buy could reach over 80% of adults in a given area in a month. In addition, the fact that the billboard is there all the time means that frequency builds up and the message can be a constant reminder. Because many panels are situated in shopping areas, an advertiser can present a message very close to the point of purchase.

---

## *Drawbacks of Outdoor Billboard Advertising*

---

In considering what part of your advertising budget to commit to outdoor billboard advertising, you will need to keep in mind the two drawbacks of the medium: short exposure time, and the potential for criticism from environmentalists.

## Brief Message Exposure

Because the average outdoor message is only seen for between 3 and 7 seconds, the copy needs to be extremely concise and compelling. For products that need a lot of explanation, outdoor is clearly not the right medium. One way to gauge whether there is too much copy on a billboard is to estimate how quickly people are going to pass by it. You can try the exercise yourself, and see how much of the message you can take in as you drive or walk by. Because most of the viewing is done at high speed, especially for bulletins situated along the highway, the advertisement must also be eye-catching and interesting enough to attract the driver’s (or passenger’s) attention.



### Environmental Criticism

The outdoor industry, as noted earlier, has come under increasing criticism for cluttering up the environment. Advertisers might shy away from the medium to avoid legal or ethical disputes, especially in areas with a recent history of environmental controversies.

### Research on Outdoor Advertising

The outdoor industry is one of the least researched of any mass medium. Studies have focused mostly on proving that the medium works, as shown by Bhargava et al.<sup>17</sup> More information on how the medium has been researched can be found on the web site of the Outdoor Advertising Association of America ([www.oaaa.org](http://www.oaaa.org)).

---

### *The Internet—The Ultimate Choice*

---

The rapid growth of the Internet as a consumer medium in the 1990s was unprecedented in the history of media. Internet penetration rose faster than any other medium (or appliance), reaching the critical mass of 50 million users in 5 short years (it took radio 36 years to get to that point). Today, with slightly more than half (54%) of the country accessing the Internet from home, work, school, or some other location, the medium's capabilities continue to expand and develop.

The Internet was first devised as a means of communication for the academic community, more than 30 years ago. It was a fairly arcane and complex system, relying on a lot of computer language and processing. The hypertext markup language (HTML) that formed the basis of the Web is now seamlessly (and invisibly) connected to everything we do on the computer. That was not the case originally. It was not until the late 1990s that the Internet came to be seen as a genuine medium (as opposed to computer tool), and one that offered users far greater control than with any other existing medium. Even more so than print media, the Internet lets you select exactly where you want to go, and what you want to see. You choose where to click, and how long to stay there. Although you can browse through a magazine or newspaper, you generally have to look at each page (or a table of contents)

---

<sup>17</sup>"Improving the Effectiveness of Outdoor Advertising: Lessons from a Study of 282 Campaigns," Mukesh Bhargava, Naveen Donthu, and Rosanne Caron, *Journal of Advertising Research*, vol. 34, no. 2, Mar/Apr 1994, 46–55.

to find what you are most interested in. On the Web, you can type in a web address ([www.mediahandbook.com](http://www.mediahandbook.com)) and be taken straight to that specific piece of information, without having to wade through other pages in which you have no interest. At the same time, the computer is keeping track of your every movement, capturing each site you visit, and each page within that site. This information proved invaluable in the development of the medium for advertising.

Indeed, as companies began setting up web sites (a fairly inexpensive proposition), they saw huge potential for advertising to help generate revenues. Analogies to the direct response industry are common. Companies were immediately able to track visits to their sites (by computer address only), and offer advertisers more information on who was not only visiting their sites, but also looking at the ads—and clicking through to the advertiser’s site—than any other mass medium. They did so by placing special software known as *cookies* on a user’s computer, to monitor the path that user takes in browsing different sites on the Internet. Internet ad revenues doubled each year for several years in a row in the late 1990s, surpassing total ad revenues for the outdoor and syndicated TV industries, to reach \$7 billion in 2001.

At first, Internet ads consisted of banners—billboards on the Web—that did little more than offer a brand name or teaser, and a link to another site. Companies began to consider using web advertising for brand-building purposes, rather than simply to offer information. Before long, the ability to purchase via the Web became mainstream rather than exceptional. Today, 60% of the online population has made a purchase over the Web. Before long, advertisers started to get more creative, changing the size of the ad message, and incorporating (as technology advanced) more sound, motion, and visual stimulation (animation, for example), a phenomenon known as *rich media*. Not surprisingly, the research findings showed that these kinds of ads had greater impact (recall, awareness) than the plain-vanilla banners. But it became more and more clear that as fast as advertisers moved to surprise consumers, those consumers became increasingly disenchanted with Web ads.

Today, when most consumers are asked about Web advertising, their response is primarily one of irritation. They talk about the “clutter” of Web sites, the irrelevance of most ads that appear, and their techniques for avoiding them. In particular, annoyance with ads that pop up, or pop under, a web site is considerable. At the same time, if an ad appears on the Web that is relevant and informative, consumers will click on it to find out more. For many, the line between the “edi-

torial” material and the “advertising” is a narrow one on the Web, which is viewed by most people as an information cornucopia.

---

### ***Benefits of the Internet to Advertisers***

---

In many ways, the benefits of this emerging medium for advertisers are still being explored. Four of the current advantages are personalization, flexibility, reach, and measurability. Each is examined here.

#### **Flexibility**

There are many forms of Internet advertising. Unlike other mass media, where choices come down to 15- or 30-second commercials, or full-page versus half-page ads, on the Internet there really is little limit to the imagination. From traditional banner ads to pop-ups to buttons, ad messages can appear in numerous forms. Beyond that, advertisers are increasingly trying to communicate with prospects via e-mail, asking people to *opt in* and be willing to receive messages that way, offering them cut-price travel deals on Travelocity, or the best-seller list on Amazon. Advertisers can also engage in affiliate marketing, where one site promotes another site’s products or services in exchange for some commission on the sale.

#### **Targeted Message**

The Internet is the first mass medium able to offer a targeted, personal advertising message. Although direct response has been doing so for many years, it was not possible in TV, radio, newspapers, magazines, or billboards to talk to anything less than a sizable audience. With the Internet, however, advertisers are actually able to send messages to named individuals (via opt-in e-mail marketing). It is assumed that such messages, by being more relevant to that individual, are more likely to be accepted and absorbed.

#### **Reach**

Although the Internet does not offer as broad a reach as television, campaigns that appear on a range of web sites (particularly the gateway or portal sites many people have as their home pages, such as msn.com or yahoo.com) can indeed reach a high proportion of everyone on the Internet. Portal sites are visited by at least 50 million people per month. Other sites such as cbs.com might expect 3 million visitors

each month. In addition, the reach on the Internet can be given for specific advertising messages, not just the sites on which those messages appear (i.e., ad exposure, not just opportunity to see).

### **Measurability**

For advertisers, the Internet's ability to measure who is doing what on the Web would seem to be answering one of the "holy grail" questions of the industry. But because the measurement is computer-based rather than person based, the measures are in fact not as precise and valuable as they might appear. Having said that, Internet measurement is certainly far more detailed than for any other mass medium, where at best the media specialist can look at opportunities to be exposed to the ad, rather than actual viewer, reader, or listener behavior. Initially, Web advertising was sold based on *click-throughs* (users clicking on Web ad to link to advertisers' sites), but it soon became clear that if Internet advertising was to be comparable to other ad media, the cost metric had to be the same. Today, most sites price their advertising based on cost per thousand (CPM). Web measurement services provide data on the demographics and lifestyles of web users, as well as web traffic to individual sites and/or ads.

---

### ***Drawbacks of Internet Advertising***

---

As new and exciting as the Internet is, it still cannot provide advertisers with everything they would want to reach their desired targets. Here is a summary of the downside to Internet advertising, in terms of consumer irritation, confusion, and nonstandard metrics.

### **Consumer Irritation**

The plethora of advertising on the Internet is not always appreciated by consumers. Although users have the option to click on an ad to find out more information, there are more and more messages that pop up or "pop under" a site that the user has to actively remove if he or she does not want to look at it. Moreover, because people tend to use the Web to look for specific information (rather than passively consuming a TV program or browsing a magazine's pages), the irritation level with the high number of ad messages on a web page

(banners, buttons, sponsorships) can become overwhelming, detracting from the impact of any one particular message.

### **Confusion**

Although this particular drawback reflects to a large extent the newness of the medium, many Internet users have only been online for a couple of years (at most). They are therefore fairly unsophisticated in how they use the Web, uncertain of what will happen if they click on an ad for example (“will I get back to the page that I really wanted to be on?”). There is also a more generalized confusion among many novice users about what in fact constitutes a web advertisement. Is it a company’s web site (such as *nike.com*)? Or are the pages that pop up in moving from one page to another (so-called *interstitials*) ad messages or actual sites? Although some of this confusion may benefit advertisers (putting out messages that users see as information rather than advertising), the confusion is more likely to lead to avoidance than interaction.

### **Nonstandard Metrics**

Again, as a new ad medium, the Internet has not yet developed fully standardized measurement metrics. Each measurement service uses slightly different methods (not always fully revealed) to measure a different list of websites. Some sites try to sell advertising based on audience impressions, others on site visits (clicks), and yet others on actual sales. As the medium matures, it is likely that more standardization will be put in place, especially to make it more comparable to traditional mass media.

---

### ***Research on the Internet***

---

Given the relative newness of this medium, much of the research is outdated almost as soon as it is written or published.

---

### ***Which Media Should You Use?***

---

Now that you have some basic information on each major media category, we can start to consider why you might or might not wish to include them in your media plans. To make this process less cumbersome, we’ll recap some of the most important advantages

and disadvantages that each medium offers. These are summarized in Exhibit 4.17.

---

**Alternative Forms of Communication**

---

As the traditional media forms outlined above grow increasingly cluttered, advertisers are looking for new and different ways to present their messages to the target audience. Three of the most important means available are Yellow Pages, in-store advertising, and sponsorship.

**Yellow Pages**

Although placed under nontraditional media, Yellow Pages advertising has been in existence for almost as long as the telephone directory itself. Offering advertisers (and consumers) another type of classified advertising, the Yellow Pages generated \$13.2 million in advertising revenues in 2001. There are more than 6,000 different Yellow Pages directories in the United States, which can make it

**Exhibit 4.17 Pros and Cons of Major Media**

<u>Medium</u>	<u>Benefits</u>	<u>Drawbacks</u>
Television	True to life. Everywhere. Reaches masses	High cost. Brief exposure. Ad clutter.
Radio	Local appeal. Targeted audiences. Low cost. High frequency. Close to point-of-purchase. Flexible messages.	Background message. Audio only. Brief message life. Fragmented audience.
Newspapers	Timely. Desirable audience. Editorial impact. Local/regional flexibility.	Brief message life. Active readers. Weaker color capabilities.
Magazines	Upscale audiences. Reader involvement. Long issue life.	Long lead time. Higher CPMs.
Outdoor/Billboards	Larger than life. Ethnic targeting. Supporting medium.	Brief message exposure. Environmental impact.
Internet/Interactive	Flexibility. Targeted message. Reach. Measurability.	Consumer irritation. Confusion. Non-standard metrics.

harder for advertisers because of the lack of standardization in terms of ad sizes or guidelines.

People use the Yellow Pages to look up information and services. More than one-fifth of the time, the search is related to business needs. The top three categories that people turn to are food, dining out and entertainment, and automotive. The top three headings in Yellow Pages directories in terms of the number of listings are restaurants, physicians and surgeons, and auto parts.

According to Mediamark Research, Inc. (MRI), about one-quarter of the population has used the Yellow Pages in the past 7 days, while nearly two-thirds (63%) have done so within the past 12 months. Within the past few years there have been some new developments in Yellow Pages advertising. First, the industry has attempted to attract more national advertisers, who accounted for just 16% of total revenues in 2000. But for consumers, the Yellow Pages are usually considered a means of finding local information.

In many markets, you can see not only the name of the business or brand on the printed page, you can also hear about it on the phone or look up the web-site address included in the directory. Audiotext services are available that allow you to call a local phone number and obtain information on a wide variety of services or topics simply by entering a four-digit code. The advertiser sponsors an audio message that is played before you hear the information in which you are interested. If you call up to hear the weather forecast, you might first hear a message from Joe's Heating and Air Conditioning, reminding you to have your heating checked out before the cold weather arrives.

The availability of color in the Yellow Pages has helped some advertisers gain additional attention from consumers. In a study conducted by Fernandez and Rosen, ads were seen as more informative and noticeable when color was included.<sup>18</sup> Research by Lohse<sup>19</sup> that tracked consumers' eye movements when looking at the Yellow Pages, found that people view color ads for 21% longer than similar black and white ads.

### **In-Store Advertising**

---

<sup>18</sup>“The Effectiveness of Information and Color in Yellow Pages Advertising,” Karen V. Fernandez and Dennis L. Rosen, *Journal of Advertising*, vol. 29, no. 2, Summer 2000, 59–72.

<sup>19</sup>“Consumer Eye Movement Patterns on Yellow Page Advertising,” Gerald L. Lohse, *Journal of Advertising*, vol. 26, no. 1, Spring 1997, 61–73.

Just like Yellow Pages advertising, the notion of placing advertising messages inside stores is not especially new. Signs and promotions have been available in stores for more than 25 years. Today, however, more and more advertisers are including in-store media explicitly in the media plan, acknowledging this as advertising rather than simply a promotional expense. One of the main reasons for its increased popularity is that it is the most measurable of all media. Thanks to electronic scanning at the cash register, advertisers are able to see what happens at the checkout counter when their messages are in the store. Some of the most popular locations for in-store messages are on the shelves and in the aisles. In addition, messages or coupons can be generated at the checkout counter when people pay for their goods, tailored to the purchases that have just been made.

In-store advertising effectively eliminates the time between seeing the message and buying the item. Drawbacks include the possibility that the target misses the ad somehow, either by not paying attention or by its being covered up in some way. In addition, in-store advertising is not especially cheap. It tends to have its greatest affect among current brand users rather than persuading buyers of the competitor's brand to switch. The time for message exposure is very short, so messages tend to focus on price and be extremely brief.

## **Sponsorship**

As advertisers have had to work harder to reach their target consumers, one of the nontraditional forms of communication they have turned to is sponsorship. This involves paying an organization a fee to put a company or brand name at the head of an event or as the key sponsor of that event. Examples include State Farm Insurance's sponsorship of an ice skating competition, and Visa's sponsorship of the U.S. Olympic team, as well as the renaming of sports stadiums after companies (e.g., American Airlines Center in Dallas, Philips Arena in Atlanta, and SBC Center in San Antonio). The practice of sponsorship is now estimated to be worth \$9.5 billion.

The majority of sponsorship spending (69%) goes toward sports-related events, followed by entertainment tours and attractions (9%), and festivals, fairs, and annual events (8%). A rapidly growing area within the sponsorship area is cause-related marketing, where companies link up with nonprofit groups and become "sponsors" of their causes. Examples include Avon's support of an annual 3-day walk to raise funds for breast cancer research, and



Tanqueray's sponsorship of a bike ride to raise money for AIDS. Even though sponsorship is generally considered to be undertaken to reach a national audience, there are often significant local opportunities too. Sponsorship of local sports teams can enhance a company's reputation in those particular markets, whereas companies that choose to sponsor a local annual festival often receive positive coverage in the local media. There are also significant benefits to be gained by sponsoring grass-roots or community festivals and fairs, especially among ethnic audiences.

The reasons companies choose sponsorship instead of (or more likely in addition to) traditional advertising are many. They include the opportunity for heightened visibility for their brand name, thereby increasing the chances of shaping positive consumer attitudes ("I like ice skating, therefore since State Farm sponsors a skating competition, I like State Farm more too"). Sometimes sponsorship works well for smaller companies. Although they may have smaller ad budgets compared to bigger competitors, their sponsorship of a key event or attraction can make them seem an equal in consumers' eyes. Coors Brewing Company spends far less on advertising than either Anheuser-Busch or Miller Beers, but when all three companies are sponsoring race cars at NASCAR events, the viewer or attendee does not see one company as a "better" or necessarily bigger sponsor than another. One of the potential downsides of sponsorship was seen in 2002 when the giant energy trading company Enron found itself bankrupt and subject to numerous criminal investigations for its financial practices. The company's earlier purchase of the naming rights for Houston's arena, now called the Enron Arena, no longer seems as smart a decision as before.

The media are getting more actively involved in creating sponsorships for advertisers. *Cooking Light* magazine created a "healthy" house filled with products of its sponsoring companies, such as Reebok (exercise equipment), Lennox Industries (air conditioning), and Whirlpool (appliances). The magazine promoted the house in its pages, and attracted thousands of visitors to its Birmingham, Alabama, location. After the promotion ended, the magazine was able to sell the home privately. Sponsorships are not only aimed at adults these days. The company that makes Barbie dolls, Mattel, took part in a shopping mall tour with *Better Homes & Gardens* magazine, sponsoring a girl's bedroom showcasing Barbie-themed products such as furniture and bedding.

---

## *Summary*

---

Before deciding which media might best be suited to achieving your plan objectives, it is important to consider the advantages and disadvantages that each type of media can offer. Issues to be included in your analysis include the reach and/or frequency of the medium, length of message exposure, audience involvement, clutter, targetability, and cost. For each media category, an examination of the benefits and drawbacks will help determine whether—and to what extent—it should be included in the final plan. Nontraditional alternatives should be considered, too, along with the mass media forms.

---

## *Checklist—Exploring the Major Media*

---

1. Do you want primarily national or local media in your plan, or a combination of both?
2. Will the benefits of television (mass reach, closeness to reality, and pervasiveness) help achieve your media objectives?
3. Have you considered the drawbacks of television (cost, brief exposure time, advertising clutter, and uncertain pod positioning)?
4. Will the benefits of radio (local appeal, targeted formats, low cost, high frequency, and message flexibility) help achieve your media objectives?
5. Have you considered the drawbacks of radio (its background nature, audio-only message, brief exposure time, and fragmented market)?
6. Will the benefits of newspapers (timeliness, editorial affinity, local and regional capabilities, and upscale audiences) help achieve your media objectives?
7. Have you considered the drawbacks of newspapers, such as brief exposure, poor color capabilities, and selective readers?
8. Will the benefits of magazines (upscale audiences, involved and interested readers, and long issue life) help achieve your media objectives?
9. Have you considered the drawbacks of magazines (long lead time, two-dimensional message, and higher costs per thousand)?

10. Will the benefits of outdoor billboards (large message size, rotating message, ethnic targetability) help achieve your media objectives?
11. Have you considered the drawbacks of outdoor billboards (brief message exposure and environmental impact)?
12. Will the benefits of the Internet (flexibility, targeted message, reach, measurability) help achieve your media objectives?
13. Have you considered the drawbacks of the Internet (irritation, confusion, and non-standard metrics)?
14. Are there opportunities to use Yellow Pages or in-store advertising or sponsorship in your media plan, to increase the impact of and audience for your message?

# *Terms, Calculations, and Considerations*

---

### *Defining Key Media Terms*

---

**J**ust as computer programmers talk about bits, bytes, and RAM, and car enthusiasts dwell on RPM, jerk, and lateral acceleration, so do media specialists converse in their own language. Before moving on to the actual media plan development, it is helpful to review some of these definitions.

---

### *Understanding Ratings*

---

Most of you are probably already familiar with the regular release of the Nielsen ratings that show which are the most popular television programs for the week or season. The size of the audience is usually given in two ways: in absolute terms (i.e., millions of people), and as

a percentage of the population. It is this latter figure, known as the *rating*, that is used as the baseline measure for all media concepts.

### Rating Point

One rating point equals one percent of a particular target group. That audience can be defined in various ways—by household, by geographic market, by a given demographic group, such as men 18 to 49 or women 25 to 54, or by product usage or ownership, such as people who own a digital camera. The television program *Survivor* might receive a household rating of 15.3 in Memphis, which means that 15.3% of homes in that city watched the show. The magazine *Entertainment Weekly* might get a rating of 10.2 among females ages 18 to 34, meaning that 10.2% of all women in that age group read that particular issue of the magazine.

### Gross Rating Points

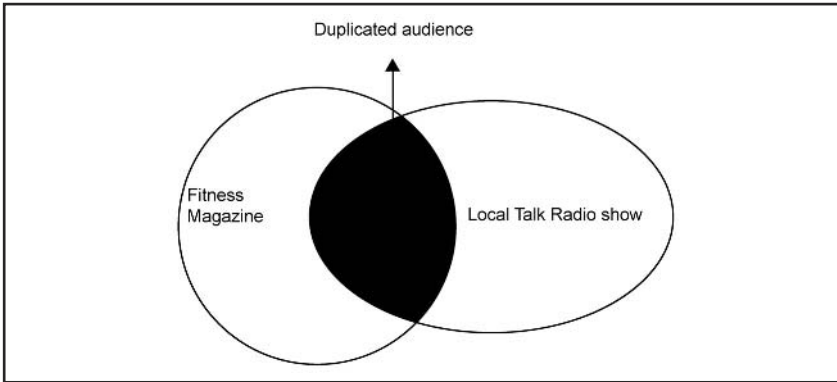
By adding up all the rating points we wish to achieve, we end up with a concept known as gross rating points, or GRPs. For media planning purposes, we set as our goal a given number of total, or “gross,” rating points to achieve and then figure out which media vehicles to use to obtain that number. We might want our plan to have a total of 100 gross rating points each week for our target of working women. These could come from any media.

The reason these rating points are considered “gross” is that they do not take into account any duplication of exposure. That is, there are probably many people within our target who see our ad for Slim Fast in *Fitness Magazine* and also hear the same message on the local morning talk show. So although our total number of rating points placed in the media each week is set at 100, each person will be exposed to a different number of them and in different vehicles. This is shown in Exhibit 5.1.

In today’s complex media world, where our targets are becoming more and more narrowly defined, the term GRP is often altered to TRP, or target rating point. This makes explicit the fact that we are planning our ratings against a specific *target*, rather than the whole world. The concept is the same, however.

### Gross Impressions

This term simply converts the gross rating points into a number by dividing the number of rating points by 100 and multiplying that figure

**EXHIBIT 5.1 Diagram of GRPs and Duplication**

by the size of the target audience. So if our plan calls for obtaining 200 GRPs against a target audience of 500,000 people, then we are aiming to achieve 1,000,000 gross impressions ( $200/100 \times 500,000$ ).

---

***Reach and Frequency***


---

Although many would argue that advertising is more art than science, we still need some way to assess whether the messages we place in the media are having any impact. It is not enough to know how many impressions are made with one ad, or what percentage of the target audience is exposed to a given program or magazine. As media specialists, we also need an estimate of the cumulative effect of our media plan. That is provided by the concepts of reach and frequency.

**Reach**

Reach refers to the number or percentage of people in the target audience who will be exposed to the medium where the message appears. Note that for most media types we can only estimate exposure to the *media vehicle*, not to the ad itself. If you think about your own media habits, there are many intervening variables that easily prevent you from seeing or hearing an ad. You might deliberately ignore it, turning the page of the magazine or changing the TV channel or avoiding the web pop-up when it appears. You could be

doing something else at the same time, such as talking to a friend or cooking dinner, and not pay attention to the message. Or you could find the ad boring, irrelevant, or uninteresting, and see or hear it but not really absorb the contents. So when we talk about the reach of a plan, we are really talking about the opportunity for exposure (sometimes called opportunity to see, or OTS).

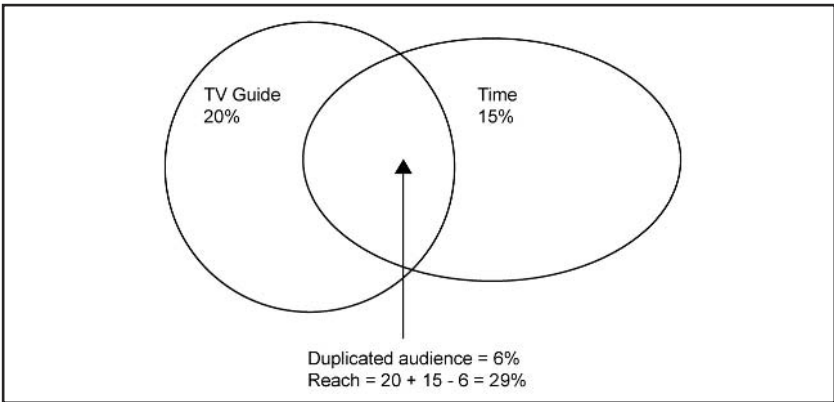
And of course we should also emphasize that reach, like all media terms, is merely an estimate. We will never know exactly how many people were reached, or how they reacted. But if we are trying to reach women 25 to 54 to persuade them to try our new brand of body wash, then using syndicated data sources, we can find out how many women of that age watch *The View*, or read *Redbook*. To reach a target audience of men 18 to 49 to increase the number of inquiries for Fidelity Investment's pamphlet on investing wisely, we can learn how many men of that age read a daily newspaper, or watch CNN.

The difference between reach and GRPs is that reach concerns the number of *different* people in the audience you are trying to communicate with through advertising. For media schedules that try to maximize reach, you would place ads in several different media vehicles to reach different people through each one. Complicated formulas are used to calculate the numbers, requiring the speed and power of computers. Here, we look at a simple example.

If the rating for *TV Guide* against our target of 18- to 49-year-olds is 20 and for *Time* magazine it is 15, then one ad placed in each magazine will deliver a total of 35 GRPs (20 + 15). However, if we know from research that 6% of the target audience will see both ads (the duplicated audience), then the reach, or *unduplicated* audience, for this schedule is 35 – 6, or 29%. That is, 29% of our target of adults 18 to 49 will be exposed to our ad in *TV Guide* and/or ad in *Time*. Even if they see both ads they will only be counted in our audience one time. Exhibit 5.2 depicts this situation. So reach = GRPs – duplication.

## Frequency

It is not enough to know who our media plan is intended to reach. We must also set goals of *how many times* we wish to reach them with our message. As with the concept of reach, the notion of frequency, although it ultimately refers to *message* frequency, in reality is based on the frequency of exposure to the *media vehicle* rather than to the advertisement. A media plan will typically establish the desired number of times that the audience should be exposed to the

**EXHIBIT 5.2 Example of Duplication**

message, based on past experience, judgment, or previous research into how long it takes for the audience to comprehend and remember the message.

A simple way to back in to the frequency number is from the following equation:

$$\text{Reach} \times \text{frequency} = \text{gross rating points}$$

So if you know your reach goal, and you have established the number of GRPs you will be buying, then it only requires simple mathematical division ( $\text{GRPs}/\text{Reach}$ ) to figure out how many times, on average, the target will be exposed to the media vehicle(s).

---

***Beyond Reach and Frequency***


---

If you think about the commercials that you can remember, the ones that are most likely to come to mind are those that you have seen or heard more than once. That is, for a message to be truly *effective* in terms of communicating with the target audience, it generally has to be conveyed more than one time. Now of course this is not a hard-and-fast rule. If your bathroom drain gets blocked up, then you only need one exposure to an ad for Drano drain cleaner at the right moment in time, and that message will be extremely effective. But for the most part, given the limited attention we pay to commercial



messages, we need to see or hear them several times before the information is properly absorbed. Even then, it is most likely filed away somewhere in memory for use on a future occasion.

### Effective Frequency

The key here is to determine *how many times* an ad has to be received for it to be deemed effective. What we mean by effective is that the target receives the desired communication message. A considerable amount of research was done on this topic during the 1970s and 1980s, following a landmark study by Colin MacDon-ald, a British researcher. After looking at the relationship between opportunities to see ads for laundry detergent and sales of the product, he concluded that the optimal number of exposure opportunities was three. This was later explained by breaking down what happens with each exposure. The first time someone sees an ad, his or her reaction is “what is it?” On the second exposure, he or she asks “what of it?” or “so what?” It is only on the third occasion that the person will start to process the information and decide if the message is relevant and interesting or not.<sup>1</sup>

Since those research studies were first published, there has been much controversy over their accuracy. Many have argued that it is impossible to set an arbitrary number for effective frequency. Some believe that rather than having a single figure, the most effective frequency lies within a range, typically set between 3 and 10. And others claim that only one exposure is needed, as long as it is placed at the right time (discussed later). The answer, probably, is “it depends.” As with the drain-cleaner example, sometimes a single exposure is sufficient. On the other hand, you might need to see an ad for a breakfast cereal 15 times before it has any real impact. What it ultimately depends on is the relevancy and impact of the message.<sup>2</sup>

The key point here is that when establishing your media objectives and deciding on the strategy to fulfill them, you must keep in

---

<sup>1</sup>“Memory without Recall, Exposure without Perception,” Herbert E. Krugman, *Journal of Advertising Research*, vol. 40, no. 6, Nov/Dec 2000, 49–54.

<sup>2</sup>“Effective Frequency—Then and Now,” Michael J. Naples, *Journal of Advertising Research*, vol. 37, no. 4, Jul/Aug, 1997, 7–13. “If Not Effective Frequency, Then What?,” Kenneth A. Longman, *Journal of Advertising Research*, vol. 37, no. 4, Jul/Aug 1997, 44–50. “What Can One Exposure Do?,” Lawrence D. Gibson, *Journal of Advertising Research*, vol. 36, no. 1, Mar/Apr 1996, 9–18. “Effective Frequency: One Exposure or Three Factors,” Gerard Tellis, *Journal of Advertising Research*, vol. 37, no. 4, Jul/Aug, 1997, 75–80. “Effective Reach and Frequency: Does It Really Make Sense?,” Hugh M. Cannon and Edward A. Riordan, *Journal of Advertising Research*, vol. 34, no. 2 Mar/Apr 1994, 19–28.

mind that your message should probably be heard, read, or viewed several times in order for it to have an effect on the audience.

### Exposure Distribution

Most media plans involve placing multiple ads in many different media vehicles so it is important to know how many people are reached how many times (once, twice, three times, etc.). We find this by creating an *exposure distribution*, which shows the percentage of the target exposed to a given schedule at each level of frequency. The method used to calculate it is fairly complex, based on mathematical theories of probability, and today it is generally done by computer. At a basic level, a media model estimates the likelihood of being exposed to a given number of ads together with the number of different ways you can be exposed to those messages.

For example, if you placed one ad in *Time* and one in *TV Guide*, the reader might see anywhere from zero to two ads total—the reader might not see either ad, or could see one of the two, or might see both. Looking at Exhibit 5.2, we already know the percentage of the target exposed two times (the duplication figure) is 6 percent. In addition, we can easily figure out those not exposed at all (the total, or 100 percent, minus those exposed one or more times)— $100 - 29 = 71$  percent. So to estimate what percentage is reached exactly once you subtract the duplication figure from the number reached one or more times (*reach 1+*)— $29 - 6 = 23$ . You should notice that the final exposure distribution must account for everyone in the target audience and therefore sum to 100 percent. The final exposure distribution is shown in Exhibit 5.3.

### Frequency Planning

In the late 1990s, research evidence became available that suggested that reach was a more important determinant of media effectiveness than frequency. Based largely on the work of John Philip

<sup>3</sup> *The Ultimate Secrets of Advertising*, by John Philip Jones, Sage Publications, 2002. *When Ads Work*, by John Philip Jones, Lexington Books, 1995.

<sup>4</sup>“Recency Planning,” Erwin Ephron, *Journal of Advertising Research*, vol. 37, no. 4, Jul/Aug 1997, 61–65. “Single Source Research Begins to Fulfill Its Promise,” John Philip Jones, *Journal of Advertising Research*, vol. 35, no. 3, May/June 1995, 9–17. “More Weeks, Less Weight: The Shelf Space Model of Advertising,” Erwin Ephron, *Journal of Advertising Research*, vol. 35, no. 3 May/June 1995, 18–24.

**Exhibit 5.3 Exposure Distribution**

<u>Frequency (f)</u>	<u>Percent reached (%)</u>
0	71
1	23
2	<u>6</u>
Total	100

Jones and Erwin Ephron, the analysis of sales and TV viewing data from the same households suggested that short-term advertising sales were driven largely by exposure to a TV commercial within 7 days prior to purchase. Because we as media specialists never know precisely when that sale might occur, this suggests that it is more important to maintain a lower level of media weight across more weeks than to place sporadic, albeit larger, flights of advertising throughout the year.<sup>3</sup> We revisit this in chapter 6.<sup>4</sup>

---

***Calculating Costs***

---

It is highly unlikely that you will have carte blanche to spend however much money you want or need. You will have to provide some kind of financial explanation of how efficiently your plan will spend your client's money. Because there are many different media types and vehicles that could, potentially, be included in the plan, it is up to the media specialist to rationalize and explain the financial reasoning behind selections.

**Cost per Thousand (CPM)**

Because different media are bought in different ways—a 30-second spot on radio or TV, or a one-page ad in a magazine, or a 30-sheet poster for a billboard—we need some way to compare media in terms of cost. To do so, media specialists turn to the cost per thousand, or CPM. This shows the cost of reaching 1,000 of the target audience either with an individual media vehicle or the complete media schedule. It puts all media on a level playing field and is calculated as follows:

$CPM = \text{total schedule cost} / \text{gross impressions (000)}$

Let's use an example of 1,000,000 adults 18 to 49, and assume that an ad in *TV Guide* costs \$75,000, whereas one in *Time* costs \$100,000. For a schedule using one ad in each magazine with a total of 35 GRPs, 35,000,000 impressions would be generated. At a total cost of \$175,000, the cost per thousand would be \$5.00. This means it costs \$5.00 to reach 1,000 adults age 18 to 49 with one ad in *TV Guide* and one in *Time* in a given month. By using this formula, you can compare the cost efficiency of one vehicle, media category, or schedule against another.

### **Cost per Point (CPP)**

Another useful media tool is the cost per rating point (CPP), which offers a different way of comparing media schedules. Here, you find the cost of one rating point for each media vehicle against your target by dividing the total schedule cost by gross rating points:

$CPP = \text{total schedule cost} / \text{gross rating points}$

With our total cost of \$175,000 and total rating points of 35, the cost per point comes out to be \$5,000. It therefore costs \$5,000 to obtain one rating point against adults 18 to 49 using one ad in *TV Guide* and one in *Time*. If you know the cost per point against a particular target group and the approximate number of rating points you wish to buy, you can then calculate an approximate total schedule cost, using the same formula.

---

### ***Category-Specific Criteria***

---

In addition to knowing the general terms that are used in media planning, it is helpful to be familiar with some of the other criteria that are used in selecting each major media category. The rest of this chapter outlines these considerations.

### **Considerations for Television Advertising**

The chief currency for a television plan is the program rating. As we do not measure audience exposure to the actual *commercials*, we have to rely on the surrogate number of how many people watched the *program* in which it ran. That data is available from Nielsen Me-

dia Research, for both national and local markets. Ratings are collected on a minute-by-minute basis but reported for programs based on the audience size at the mid-minute of the quarter hour. Outside the United States, viewing data are usually collected every second and reported for each minute. In the future, U.S. household viewing data will likely be gathered at this level of detail too, because the digital TV set-top boxes are capturing that anyway.

The U.S. TV marketplace operates based on the laws of supply and demand. The more people who watch a particular show, the more expensive it is to advertise within it. The ranges are enormous. You might pay \$500,000 or more for a 30-second commercial on network television during prime time, but only a few hundred dollars to have your ad appear on your local TV station during the night. That cost will correspond to the number of people exposed to your ad—millions, versus a few hundred.

In addition to the costs and ratings, it can be helpful to look at the viewers per viewing (or tuning) household, or VPVH numbers (sometimes called VPTH). This figure provides you with an assessment of the concentration of a given demographic group in a program's audience, showing how many people in every thousand viewers fall into that particular category. If the VPVH among women 25 to 54 for *All My Children* is 535, and for *Monday Night Football* it is 155, that indicates you will reach more than three times as many women 25 to 54 with an ad placed in the soap opera than you will with the weekly football game.

What you should be most interested in, as a media specialist, is finding which programs are going to best reach your target audience. As we noted in chapter 3, although you may have a fairly detailed description of your customer, when it comes to getting data on TV audiences you will end up looking primarily at age and gender. Because those are very powerful determinants of product purchase and behavior, for many goods and services those numbers will suffice. Until the industry finds an affordable and reliable way of measuring TV viewing according to product usage patterns, it is likely that program ratings among broad demographic groups will remain the norm.

In selecting your programs, you should keep in mind that the list may be changed when the commercial time is bought. The plan is just that—a *plan* of which media vehicles are desired. When negotiations take place, it may be that other programs are included, or some of your recommendations rejected, based on other considerations such as cost and availability. What you should emphasize,

however, is the *daypart* that you wish your ads to appear in, for although people do tend to watch individual programs rather than time periods, there is more similarity in the kinds of programs watched within time periods than across them.

The criteria you use to evaluate which programs to use for television do not vary whether you are planning to use network, spot, syndication, or cable. If you are planning on a local level, however, there is additional work to be done. You must select the markets to advertise in (if you have not done so already) and, more particularly, the stations within those markets that you want to use. That will depend in part on the negotiations that are done by the media buyer. That process is explained more fully in chapter 8.

For cable TV, you may have to rely on broad network information rather than specific programs. Individual cable shows tend to have much smaller audiences (ratings) than do shows on network or spot TV. But those audiences may be more finely targeted due to the nature of this form of television (see chap. 4). Increasingly, cable networks are airing programs multiple times, and offering an aggregated rating to advertisers, so that across all showings of an episode of *Biography* on A&E, for example, you will reach 3% of the viewing audience even if that audience is spread across three different airings.

### Considerations for Radio Advertising

Radio uses the same principal term as television for planning and buying purposes. That is, you purchase time based on audience ratings. The main difference here is that the rating is based on a time period, rather than on a program. For the most part, you plan radio by dayparts (which were given in chap. 4), although it is possible, for an additional cost, to specify selected, narrower time periods. For example, if you operate a number of McDonald's franchises and only want to advertise in the hour before lunch (which technically falls in the Midday daypart), you could request the noon-to-1:00 p.m. hour, and most stations will sell that time to you, although perhaps at a premium.

Radio audiences are measured by the Arbitron Company and are reported on a quarter-hour basis, so you can look at the average quarter hour (AQH) rating for each station in a market. This is the average number of people listening to an individual station for at least 5 minutes within the quarter-hour period, expressed as a percentage. In many larger advertising agencies, the media planner

only specifies the markets to be used, leaving it up to the media buyer to choose the actual stations, based on his or her own knowledge of those markets.

The market itself, for local radio and TV, can be defined (and measured) in several ways. The largest geography is called the designated market area, or DMA. It is defined as the viewing or listening area in which the counties that have the stations of the originating market get the largest share of household viewing or listening. Every county in the United States is assigned to just one DMA.

A smaller geography for radio is the total survey area, which consists of the metropolitan area, plus outlying additional counties that listen to the major metro stations. In Chicago, the total survey area would not only include the Chicago metropolitan area, but also the rest of Cook, Lake, and DuPage counties, which can also receive Chicago radio station signals. The most narrowly defined measure is the metro survey area. This is defined by government and covers the city and surrounding counties that are closely linked economically to the central city area.

The total radio listening figure is provided in the persons using radio (PUR) measure, which is equivalent to TV's persons using television, or PUT, number. This tells you what percentage of a given audience listens to radio at a particular time.

If you are purchasing radio time yourself, a measure that is worth considering is the time spent listening, or TSL. This gives an indication of how much time people are spending with an individual station in a daypart, day, or week. The calculation is as follows:

$$\text{TSL} = \frac{\text{Number of quarter-hours in daypart} \times \text{AQH}}{\text{Total listening (audience)}}$$

The more time people spend listening to that particular station, the greater the chance of reaching them with your message. On the other hand, if your goal is to reach as many *different* people as possible, then the TSL may be of less concern.

The media specialist should also consider the *cume rating*, which is the total number of people listening to a particular daypart, expressed as a percentage. And finally, to find out how quickly a station's audience changes, you can calculate or ask for the audience *turnover* figure, which is the ratio of the total number of people listening to a particular station in a daypart to the average number listening to that station in a quarter hour. If the turnover is high, meaning that people don't listen to the station for very long at

any one time, then that would suggest you would need to air your ad fairly frequently in order to reach more people.

An increasingly important area of consideration for radio is merchandising and promotion. Many stations are very willing to organize special contests or announcements or “added value” events if you buy time from them. If you own a Baskin-Robbins ice cream store, for instance, perhaps you could arrange for the station to hold a contest, with the prize being an ice cream party for the winner and his family. For a local Comcast cable operator, a radio station could agree to air additional announcements and public service messages, in return for being mentioned on the local access cable channel. A Pontiac car dealership might provide the perfect venue for the radio station to send some of its disk jockeys on the road for an afternoon, airing the program from the actual showroom. All of these “extras” can be negotiated for little or no additional cost, yet they provide valuable “free” advertising for you and your company. Moreover, because they are organized on a local basis, they help to enhance your firm’s place in the community, offering you some image-building public relations, too.

For network radio, the terms used are the same, but here you must consider which of the networks to include in the plan. At larger agencies this is often left up to the buyer (where planning and buying are separate functions), based on demographic or format specifications.

### **Considerations for Magazine Advertising**

Some of the criteria to consider when planning for magazines include coverage, composition, circulation, subscription, rate base, readership, positioning, and discounts.

**Coverage.** Just as for the other media forms, the coverage tells you the proportion of a given target group that saw (were “covered” by) the publication in the past month, or whatever is the relevant publication period. The magazine’s coverage is similar to a rating in electronic media.

**Composition.** This number will show you how concentrated a magazine’s audience is with a particular target group. It can be useful in providing the media specialist with some idea of how well the publication will reach your particular audience. If you are advertising baby formula to new mothers, it would be important to know



what proportion of the readers of *Baby Talk* and *Parents* have a newborn. Although the one-page cost or the CPM may be cheaper in *Parents* than in *Baby Talk*, you may reach more new mothers in *Baby Talk* making the cost of reaching one thousand of *those* individuals less expensive.

**Circulation.** It is important to look at how many copies of the magazine are circulated for each issue. This information is either provided by the magazine itself in an audit report or can be obtained from the Audit Bureau of Circulation, the premier source for circulation data. New or very small magazines may not be audited by this independent organization; if that is the case, be wary of relying on the estimates the publisher provides as they cannot be verified. When looking at circulation, the media specialist should also find out what proportion of that figure is *controlled*—distributed free of charge to potentially interested parties. They are usually not the main target audience for the publication and, therefore may be less interested in seeing the ads that appear. In addition, you should look at the average circulation figure, which gives you the average price paid for each copy. Circulation is usually broken out by geographic area, which can be very helpful, particularly for products that have regional skews.

**Subscription or Single Copy.** Another valuable number is the percentage of copies that are sold by subscription versus on the newsstand (single copies). If people are getting their copies sent to them every month, that might suggest they are particularly keen to keep receiving and reading the magazine; on the other hand, the argument could be made that the single-copy reader renews his or her commitment to the publication every time he or she purchases an issue. Whichever side you believe, it is worth finding out how the subscriptions are sold, and at what price. Publishers used to be able to discount subscriptions very heavily (up to 50%) and still consider them a full subscription. Beginning in 2002, magazines have to report the net average subscription price paid by consumers, and reveal the proportion of subscriptions sold at 35% less than that average. This is to counter the belief that when the price is very low or there are enticing premiums offered to those who buy a year's worth of the magazine, the subscriber is more interested in receiving the free gift than in looking at your ads.

**Rate Base.** Finally, you should find out how many times in the past 6 months or 1 year the publisher has not met his guaranteed au-

dience size, or rate base. This is the number of copies that he promises the advertiser he will sell. Although the advertiser does not get anything back if that number is not reached, a magazine that consistently fails to meet its rate base is probably one you should avoid. This information is provided by companies such as the Audit Bureau of Circulation, that measure circulation on a regular basis. The magazine publisher should also release that data on request.

**Readership.** For those who have access to syndicated services, there is a wealth of additional information available on reading habits for individual consumer magazines. This includes factors such as the average number of days a title is read, the average number of minutes spent with the publication, where it is read, what actions were taken after reading it, and how many readers saw each copy. These qualitative data are summarized in Exhibit 5.4. They may be provided by the individual publication. Armed with all of this information, the media specialist can then compile a list of preferred magazines to use in the plan. Clearly, the cost of the ad page will also be a crucial factor in determining which individual titles are selected.

**Positioning.** There is conflicting evidence concerning where it is best for your ad to be in a magazine. Some studies have shown a clear advantage for being at the front of the issue or on the cover page, whereas others suggest there is little difference in terms of likelihood of being seen. Positioning will also depend on the publication. For some magazines, such as *Cosmopolitan* or *Newsweek*, most of the feature articles appear in the first two-thirds of the book.

#### Exhibit 5.4 Qualitative Magazine Data

Where read
Bought versus obtained
Days spent reading
Time spent reading
Actions taken (e.g., clipped coupon, called 800-number)
Rating of publication
Interest in advertising

But for more specialized magazines, such as *Network Computing* or *Info World*, readers may also be extremely interested in the smaller ads at the back of the issue, which feature products or services for the computer enthusiast.

**Discounts.** A few years ago, all magazine ads were bought off a rate card that specified exactly how much an ad would cost per issue. Although discounts were given for placing ads in several issues, there was little room for any negotiation. In today's highly fragmented media world, magazines have been forced to become more competitive, both between titles and against other media. One positive result of this, for the advertiser, is that magazines are far more willing to negotiate discounts or special deals now than they were previously. An advertiser who places a large *volume* of ads (and therefore dollars) in a magazine will get a special deal, as will advertisers who build up frequency or continuity with the publication. There is also a slight discount for cash payments. It is always worth checking with the magazine's representative to find out if there are ways to lower the unit cost.

### **Considerations for Newspaper Advertising**

If newspapers are to be included in the media plan, the first consideration is which markets are to be used. The list of markets can be developed based on population or household size, on sales data of the product, or on CDIs and BDIs. A list created according to population may be a simple ranking of the markets (top 10, top 20, and so on), or it could be a ranking based on the target audience (top 10 markets where the target is located). Market lists that are based on sales data will tend to emphasize those places where current sales are occurring, whereas one derived from CDI or BDI figures may also factor in potential future opportunities.

In looking at the individual markets, the media specialist needs to have a clear understanding of the product's distribution within those areas. Is it available primarily within certain parts of the market, or DMA? Is it found more in the metro area or the suburbs? Are there any major ethnic areas of the market that could play a role in product or media usage?

Once you have determined which markets to use, there are three main criteria to consider for newspaper planning: circulation, coverage, and readership.

**Circulation.** As with magazines, the newspaper circulation figure tells you the number of actual copies that are distributed. This figure is used to compare one paper with another, as well as to give some idea of how many coupons might potentially be distributed. Circulation is often broken out into counties or city zones, depending on the size of the market. Although one newspaper might have a larger overall circulation, another might deliver more readers in the particular zone where your retail outlet is located and therefore be a more appropriate vehicle to use.

**Coverage.** The coverage number, also called the newspaper penetration, is the print equivalent of a TV rating. That is, it shows the percentage of households reached by a given newspaper. As with the circulation figure, the numbers might look different depending on how the coverage is defined. Taking Boston as an example, if you only consider the overall market, or DMA household penetration, you might choose the *Boston Globe*, but if you are interested in reaching singles, or Blacks, the *Boston Herald* has greater coverage.

**Readership.** Newspaper readership figures provide more detailed information about the paper's readers according to standard demographic breaks or, where available, product usage data. Using these numbers, the media specialist can find out what proportion of the readership is 18 to 49, for example, or how many readers are working women. One newspaper may reach more men than women, or more younger adults than older ones.

The media specialist can use all three criteria to compare different newspapers both within and between markets, as well as help determine which individual papers will do the best job of reaching the given target audience. In markets where there is more than one newspaper available, it is also important to find out how much duplication there is of readers to both vehicles. It could be that one is aimed primarily at the city and the other is read mostly in the suburbs, or that Paper A reaches the northern section and Paper B is preferred in the south. Your selection of individual or multiple newspapers will depend to a large degree on the geographic areas that you wish to cover.

## Considerations for Outdoor Advertising

As with newspapers, the main decision to be made when including outdoor boards in a media plan is which markets to select. Once

that is known, the media specialist must determine which kind of outdoor board to use—poster panels, or bulletins. In either case, the unit of sale is the *showing*. It is typically sold as a 25, 50, 75, or 100 GRP showing. The number refers to how many panels or boards are required to reach that proportion of the market. A 50 GRP showing, for example, means that your ad will appear on enough boards to reach 50 percent of the total population daily. This is completely market specific. Generally, the outdoor company will provide you with the information on how many boards make up each showing size.

Audience delivery estimates are usually also made available by the company that owns the boards, or can be obtained from the Traffic Audit Bureau, which conducts the independent measurement of traffic past those sites.

### **Considerations for Internet Advertising**

Advertising on the Internet is still developing, so the considerations a media specialist needs to be aware of today may well have changed by tomorrow. But several of the basic considerations are comparable to those of other media.

**Position.** When Internet advertising was first developed, it didn't matter too much where your ad appeared. It was assumed that it would be enticing and involving enough to attract attention anywhere on the site. Soon, however, advertisers realized that position was as important on the Web as in any other medium. Today, advertisers not only have to select the type of ad to use (banners, buttons, pop-ups, etc.) but also when and where those ads will appear. The cheapest form is run of site (ROS), but most advertisers prefer to pay for a fixed position on a specific page within the site, to have greater control over who will be exposed to that ad message.

**Type of Ad.** Initially, the most popular kind of ad on the Internet was the banner. This appeared as a rectangle at the top or bottom of the screen or web page. Over time, however, sites introduced a wide variety of alternatives, including the "skyscraper" (going down the left or right hand side of the screen), the button, a small icon or message that links to the advertiser's own site, or an interstitial, a mini-site that appears when the user clicks on the ad. Another type of Internet ad that is increasingly popular is the keyword, so that when a person types in a word on a search engine, the advertised brand comes up first on the list.

**Metric.** Because the Internet is a more “measurable” medium than any other (except direct response), the metric used can vary. Advertisers can pay for their web ads based on a simple cost per thousand (CPM), or can be more specific and agree to a contract that allows them to pay on a cost-per-click or even cost-per-sale basis.

---

### **Summary**

---

In this chapter, we covered some of the basic terms and features of media planning. In order to understand media, it is essential that the media specialist be familiar with the concepts of reach, frequency, gross rating points, and gross impressions. Beyond these, it is also helpful to understand the notion of effective frequency, which assumes that in order for an ad to be effective, the target audience has to be exposed to it more than one time. Frequency planning forces you to think about exposure within the purchase cycle. An exposure distribution lets you know the number of people who are exposed a given number of times to an individual vehicle or a complete media schedule. Media costs are accounted for by calculating the cost per thousand (CPM) and cost per rating point (CPP).

The remainder of the chapter looked at various considerations for each major media category. For television, this includes the program rating, audience composition, and viewers per viewing household (VPVH). Radio plans need to examine the time spent listening, cumulative rating, and audience turnover. When magazines or newspapers are included in a media plan, it is important to know the publication’s circulation, rate base, and actual readership. The main consideration for outdoor is planning the appropriate showing level to reach a given proportion of the target audience with the correct number of billboards. Finally, for Internet advertising, the specialist should consider position, type of ad, and measurement metric.

---

### **Checklist—Terms, Calculations, and Considerations**

---

1. Have you figured out how many gross rating points your schedule will deliver?
2. What are the reach, effective reach, and average frequency of that schedule?
3. If you plan to include television in the schedule, have you looked at both program ratings and viewers per thousand viewing households (VPVH)?

4. If you plan to include radio in the schedule, have you looked at the average quarter-hour (AQH) ratings, cume audience, time spent listening and turnover for each station?
5. If you plan to include magazines in the schedule, have you looked at the coverage, composition, circulation, rate base, ad positions, and discounts?
6. If you plan to include newspapers in the schedule, have you looked at the coverage, circulation, and audience composition figures for each paper?
7. If you plan to include outdoor billboards in the schedule, have you looked at the GRPs available in each market being considered?
8. If you plan to include the Internet in the schedule, have you thought about the ad type, position, and measurement metric you want?

# *Creating the Plan*

**P**utting together a media plan represents the culmination of all the thinking, planning, and organizing that we have discussed in earlier chapters. That is, with sound advertising and media objectives, a knowledge of who it is we wish to reach with our messages, and a clear idea of what different media can offer us, we are now in a position to start assembling the plan. The key idea to keep in mind when doing this is your *media strategy*. What is it you are hoping to achieve by using media vehicle X as opposed to Y? How will your combination of media categories and vehicles help fulfill your advertising and media objectives? As with any process, there are several steps to the creation of the plan. These are outlined in this chapter.

---

## *Target Audience's Use of Media*

---

The first step in building the media plan is finding out which media your target audience use. There is not much point in putting your



message about Swiffer mops on hundreds of radio stations across the country if the 25- to 54-year-old adults you are trying to reach tend to be heavy television viewers. You can discover the media habits of your potential customers through syndicated services such as Mediamark Research, Inc. (MRI) or Simmons, or through custom studies that you conduct or solicit on your own. The third alternative, which is the cheapest but may be less accurate, is to do some mini-research on your own. You might want to start asking your clients or customers where they have seen your ads; if you have been advertising in the local newspaper for years but nobody mentions it, then that might indicate the need for a different medium.

By this point, given what you now know about what each media type can offer (and what it can't), you are probably starting to see how the various media will fit in to your particular strategy. So if your goal is to increase awareness of your beauty salon's new manicure and massage treatments, you might turn to the media best suited to that awareness goal—television and the Internet. On the other hand, if you want to increase the frequency of visits to Pizza Hut restaurant, then local radio might be a better bet because you can place a large number of ads at a reasonable cost and keep repeating the message to remind listeners of that establishment.

As you start to assemble your media categories and vehicles, you also need to think about several other considerations—the timing of the plan, its scheduling, and its geographic variations. We consider each of these in turn.

---

### *Timing of the Plan*

---

For many products, the timing of the plan is self-evident. That is, you want to advertise snowblowers in winter and sunscreen in summer. Other items are tied in to specific days or weeks of the year, such as Valentine's Day candies or Thanksgiving turkeys. But for the majority of goods and services, you would ideally want to promote them continually, getting your message out on a very regular and frequent basis to reach as many people as you can as often as possible.

There are two obvious drawbacks here. First, most advertisers, particularly small businesses, simply cannot afford to do this. And second, there are good reasons *not* to bombard the media constantly with your message. People are going to tire more quickly of your ads, making them tune out or ignore them sooner. They may even grow so irritated by seeing or hearing them all the time that they ac-

tually develop less favorable opinions of your brand or company. Most of all, there is no point advertising something unless you have something worth saying. Remember, an advertising message has got to tell consumers about something that they will be interested in. If all you did was place a message in the paper or on the radio 365 days of the year saying “I’m here,” you would be unlikely to see much effect, if any, on your sales.

You need to focus your efforts on particular months, weeks, or days. Deciding when to do so is not all that difficult. Most businesses have some seasonality to them, even those that are used or frequented all the time. You probably know, for example, that people stock up on office supplies at the end of the financial period (quarterly or semiannually); they flock to health clubs at the start of the New Year and when the weather begins turning warmer. Apartment leases tend to be signed in May and October, making the rental business busy just prior to those dates.

You might want to use one of two tactics here. Either you could focus your efforts on promoting your product right before the peak period, reminding people of your existence and trying to take additional share points away from your competitors. Or you could try to build up sales at other times of the year. You could try a combination of the two, maintaining a strong presence during the height of your “season,” but also keeping a high profile at a couple of other times during the year, too. If you do choose to advertise when people may not be thinking about your product, then it is even more important that you tell them something new and interesting. Perhaps you lower your membership rates to the health club in March or October, and announce that in local newspapers and magazines. You need not be confined to “typical” seasonal patterns either. Maybe you can “create” an event for your business. *Cooking Light* magazine sponsors an annual bus tour across the country, promoting the products of its advertisers while offering healthy recipes to those who visit the tour bus. CBS promotes its daytime soap operas through a special mall tour, where some of the programs’ stars sign autographs and meet local citizens. These kinds of special events not only provide excellent opportunities for self-promotion in the media, they can also generate additional coverage through public relations efforts.

It is also worthwhile considering the seasonality of the media you are planning to use. Most media categories have seasonal variations—the fourth quarter (October to December) is often very busy, for example, because of preholiday advertising. For media sold on a

supply-and-demand basis (radio and television), this can affect prices considerably. There are only a fixed number of minutes of commercial time available. Even for those media that have rate cards, such as magazines and newspapers, heavy media demand for space during those months may mean it is especially important to place orders well in advance. Other events happen less frequently but have a predictable impact on media buys. Congressional elections every other year, and presidential elections every four years, mean that the spring primaries and fall elections can have a significant impact on media availability and pricing in those time periods. In the sporting world, the winter and summer Olympics, alternating with each other every 2 years, affect national media buys around the time of those special events.

---

### ***Balancing Reach and Frequency***

---

As you develop your media plan, it is important to keep track of how well it will perform. That is, you need to keep calculating your reach and frequency measures to compare one potential plan against another. The goal is to find the right medium, or combination of media, that will achieve your media objectives given the amount of money you have to spend. You can do so using the simple calculations shown in chapter 5, based on the size of your target audience and the ratings of the individual media vehicles.

It may turn out that you will not be able to achieve the specific number you set as your goal for reach and/or frequency. In that event, you need to consider several possibilities. It may be that a 55% reach of the target is acceptable, even though you had originally planned to reach 65%, or that a frequency of three is all right when four was the ideal. And keep in mind, of course, that we are dealing here with plan *estimates* rather than actual reach figures. You may be restricted in the actions you can take. If your client demands that its message is seen on television, then that medium must remain in the plan. But perhaps you can opt for cable TV instead of broadcast, and, by reducing the cost, be able to place the message more frequently and across more channels, thereby increasing the reach.

Alternatively, you might want to rethink your timing and scheduling strategies. Maybe instead of advertising every 2 weeks for 6 months, you could place your message every week for 3 or 4 months, concentrating your efforts on the most important period and increasing your reach and frequency within that time span. Or

maybe the addition of a third web site will help boost the numbers, by reaching additional target members who are not going to see your ad in the two sites you had first selected.

---

### ***Media Models***

---

While media planners should have a good understanding of all the media concepts outlined in chapter 5, today's advertisers and agencies rely heavily on media models to perform the calculations. A media model is a statistical routine performed by computer software packages that goes through the data and manipulates it to project the effectiveness and efficiency of a plan. Various kinds of models are used, all with the overall goal of providing numbers to support the plan. The models are usually based on original numbers of actual audiences to a media type (magazine readership, TV viewership, etc.). They then rely on statistical techniques such as regression to project out from that data to other demographics, time periods, or markets (depending on the scope of the model).

More recently, marketers have started looking closely at econometric modeling, where statistics are used to try and figure out what marketing (and media) elements are driving actual sales. While the techniques used are fairly complex, the idea of holding advertising media more accountable for their performance is one that has found favor among high-ranking executives at many corporations. Some find it difficult to believe that any kind of model can truly determine the proportion of sales delivered by any form of indirect and/or brand image advertising (as opposed to truly measurable direct response, promotional, or internet advertising). But as marketing budgets are increasingly scrutinized, it is likely that these types of models will only gain in popularity and use.

---

### ***Scheduling Your Ads***

---

You may have a good idea about when to start running your ads. The next question to think about is how to schedule them. Do you want them running each week for 6 weeks (continuity), or twice a month all year (bursts), or for alternating 6-week periods (flighting)? The answer to this question will depend primarily on two interrelated factors: your media objective and your sales pattern. There should always be a timing component stated in your ob-

jective, which will give you some guidance for the scheduling of the plan. If you hope to reach 60% of your target during the next 6 months with the message that your hospital was rated the number one pediatric hospital in the city by a *U.S. News and World Report* survey, then you may want to disperse your ads throughout the period to reach as many different people in your audience as possible. For H&R Block, which wants to expose people to its message about its electronic tax filing capabilities, there would be good reason to schedule most of the ads in the 3 months prior to the April 15 tax deadline date, building up the frequency of the message at the time of year when it is most appropriate.

You should also think about the scheduling of different media, and their combination. Perhaps you could advertise your Subway store in the local newspaper every week of the year, then supplement it with local cable ads around the time of each special promotion.

Much of what we know about scheduling tactics comes from our general knowledge on reach and frequency. That is, if you wish to reach as many *different* people as possible in your target audience, then you want to disperse your messages across media, vehicles, or days and dayparts, for example. On the other hand, if you want to ensure that your audience hears or sees your ads several times in a given period, you would concentrate them in fewer media, vehicles, days, or dayparts.

The pattern of scheduling does not seem to make a difference, however, in terms of total reach. So whether your ads appear in two sequential weeks or alternate weeks (1 week on, 1 week off), or are placed 1 week a month over 4 months, the final reach will be approximately the same. Of course, the timing element could be critical, depending on your product. It would not make much sense to spread ads for a highly seasonal item like suntan lotion or Christmas decorations across many months, but if you are promoting your Charles Schwab office through newspaper ads and on the Internet, there is something to be said for having a fairly constant presence during the year (perhaps changing the message to tie in to the financial cycle).

Two television scheduling tactics that are sometimes used among major advertisers are *double-spotting* and *roadblocking*. Double-spotting refers to placing two spots within the same program. The effect of this technique is to increase the likelihood of multiple exposure to your ad message (i.e., increased frequency). Roadblocking means placing the same ad across as many channels as possible at the same time, so that when Joe Smith is watching

television at 8:06 p.m. on a Friday night, whichever channel he turns to, he'll see the same ad. That is becoming harder and harder for advertisers to do as the number of available channels grows higher, making it a much more expensive proposition to undertake. The impact, however, is going to be an increase in reach, as your spot will be seen not only by Joe, but by everyone who was watching those other channels at 8:06 p.m.

In the 1990s, considerable research was conducted on how best to schedule ad messages to impact sales. A study by John Philip Jones examined the purchase records of households who also had their TV viewing captured via TV set meters (to record what channels were viewed). The results of the study clearly showed that to achieve the greatest "short term advertising strength," or STAS, the best scheduling tactic was to place at least one message per week across as many weeks as possible. In this way, the plan could impact more people closer to the time of purchase. Although the study had several significant limitations (it only looked at packaged goods, only dealt with television advertising, and only examined households rather than people), its impact was profound. Advertisers began switching their scheduling, moving away from trying to achieve a 3+ reach in a month. Instead, they began looking at a 1+ reach per week, a strategy known as *frequency planning*. Here, the schedule calls for fewer GRPs per week, spread across more weeks of the year. Although this doesn't make sense in many categories, especially those that require lengthy or high-involvement decisions by consumers (cars, houses, financial services), for many packaged-goods manufacturers, frequency planning has become the new norm.

---

### *Cost Efficiencies*

---

Costs are obviously very important for the media plan. So, in addition to keeping track of reach and frequency figures as you create the plan, you must also consider the costs involved. Of course, these are closely related. If you need to increase the frequency of your message, it is going to require more media time or space, which means more money. But as we noted earlier, it might be possible to find a cheaper medium or vehicle to help your funds go further. Cost efficiencies can be calculated in terms of cost per thousand of the audience reached (CPM) and through cost per rating points (CPP). These were explained in chapter 5. The more "mass" the medium, the cheaper it will be on a CPM basis, but the less targeted it will be for

your situation. That is, there will be a lot of “waste” exposures of people who are probably not interested in what you have for sale. For a widely used product or service, such as car tires or a muffler shop, that might not be a bad thing. But if you are trying to reach a narrower group of people, such as Corvette car owners, to offer them a specially designed luggage rack that sits on the roof of the car, then you would be better off with a higher CPM in a more targeted environment, such as car magazines or car enthusiast web sites.

---

### ***Tactical Considerations***

---

As you develop your plan, there are probably going to be numerous additional considerations that are specific to your product or service. These might include trade merchandising, consumer merchandising, and testing.

#### **Trade Merchandising**

For many goods and services, the trade plays a critical role in the brand’s development and sales. Many media plans that are geared primarily to the consumer market also have some side benefits for the trade. When Frito-Lay promotes its Doritos corn chips, it is telling its distributors and retailers that it is pushing the brand and helping to increase their revenues too. A national ad for McDonald’s restaurant is also designed to help the local franchisee.

In putting the plan together, therefore, it is important to look at what trade-merchandising elements may be attached to it. Perhaps for a chain of Jiffy Lube oil-lube shops, you can bring all the operators together for a kick-off party when the media campaign begins. Even something as simple as buttons with your new campaign slogan can help give the trade a sense of being part of the picture. Sending them copies of the new ads and/or materials lets them know what message is being promoted to customers. The media can help here as well, particularly if you are one of their valued customers. They may be willing to cosponsor an event for your distributors or retailers, for example.

#### **Consumer Merchandising**

Although we focus here almost exclusively on advertising media, it is important to keep in mind many of the other ways in which you

can gain additional exposure for and mileage out of your media plan. There are a multitude of communications possibilities available, from coupons or sampling to press releases and exhibitions and displays. If you are promoting a line of gourmet preserves, then perhaps in addition to the magazine ads that you run, you can talk to the local grocery stores to set up sampling booths, and feature the dates and locations in the ads. For an Internet Services Provider (ISP) promoting the latest high-speed Internet access, you could arrange to visit local schools and let the children go online, then call the local TV station and arrange for it to be filmed. The possibilities for these kinds of tie-ins, sometimes known as integrated marketing, are almost endless. Whatever you do, however, should remain within the overall communications objectives of your plan—increasing awareness, obtaining customer preference, encouraging brand selection, and so on.

To gain as much advantage as possible from consumer promotions, you might also consider increasing other media weight when a coupon is dropped, or placing more newspaper ads the week that you are sponsoring an open house at a local dealer, for example.

## **Testing**

For smaller advertisers, the notion of testing a plan may seem unnecessary. If you only have a few thousand dollars to spend, then it doesn't seem worthwhile. However, if you are about to change your entire marketing and media strategy, it is a good idea to see first—on a small scale—whether your new approach is likely to increase sales or harm them. For example, Toys R Us, which traditionally advertised primarily in local newspapers to announce whatever was on sale that week or month, changed its strategy to increase awareness of the wide range of items by moving more into national television (broadcast and cable). The potential impact of such a media move could be estimated by placing a few of these ads and including some kind of response mechanism, such as a toll-free number or web-site address. That way, the company could test how effective the TV ads are.

Testing is also a good idea for making changes in media weight (GRPs). If you are trying to persuade your client to increase annual spending from a few hundred dollars to several thousand, and you face resistance to the idea, then you might suggest a test of the proposed strategy in one or more markets, to see what impact those added dollars would have to the bottom line.



---

*Presenting the Plan*

---

Whenever you present your completed plan, whether it is to upper management at your own company or to your client, you need to keep three points in mind. The first is to *be visual*. Most people either hate or fear media because they believe it is a morass of numbers, most of which they don't understand. So the more you can do to present the information in ways that they can *see* what is going on, the better off you will be. That means using charts, graphs, pictures, photos, or video to liven things up and bring the numbers to life. For instance, if you are presenting the demographic statistics on your target, then perhaps you can make a short video that depicts these people in real life, or present charts or photos that demonstrate who they are.

The second point to remember is to be brief. Although you want to have all of the backup materials and numbers to support what you are doing, when you make a presentation you should focus on the key points. Assuming you have an interested audience, they will look at the details afterward or ask you questions as you go along. Again, the common perception of media is that it is a mind-numbing experience, filled with mathematical formulas and statistics that are, quite simply, boring.

Third, and perhaps most importantly, remember the consumer. Ultimately, your plan is designed to help your client sell more widgets *to the consumer*. So if your plan simply recites a hundred different statistics and presents all of the numbers in charts, tables, and flow charts, it may be totally accurate but will seem completely removed from the marketing reality that your client lives in.

Fortunately, there are ways around these problems. The first, keeping it visual, can be accomplished through the use of a flowchart. This can show, at a glance, when the ads will run, in which media and vehicles, at what cost, and to what effect (reach and frequency). It can be done for each target in a given plan, and be broken out by medium, if desired. An example is shown later in this chapter. There are numerous ways of creating a flow chart. You can simply draw one yourself, or use a spreadsheet computer program, or a custom media flow-chart package (see appendix for details).

Being brief is harder to do. It usually comes down to practice. Running through your presentation with a friend or colleague and asking for their advice can be useful. It is particularly helpful to present your work to someone outside of your area—if they can understand your concise explanations of media terms, then you are

doing fine! Remember, however, to include all of the pertinent information (including calculations for how you arrived at your conclusions) in the deck of materials you leave behind. In addition, you have to show how your media plan fits in with and enhances the brand's marketing and advertising objectives and strategies.

Learn as much as possible about the end-user of your product, and include some of those findings in your presentation. You might want to spend some of your own money, for example, to survey some of the customers or do a couple of focus groups to find out how they currently use media and advertising in your category. Include a few of the verbatims (what consumers actually said, in their own words), or even some video of your conversations with customers, to remind your client that you know you are, in the end, dealing with people.

Last but not least, it is crucial to remind your audience that you are dealing with estimates. Some of those may be informed by years of experience, but many are based either on your best judgment, syndicated data sources, or mathematical reasoning. People tend to believe that you, as the media specialist, have placed a number on something, which turns it into "reality." If that were so, media planning would be completely automated and done by rote, a pure science, rather than the combination of art and science that it remains today.

---

### *A Media Plan Example*

---

Let's go through an example for a fictitious brand of breakfast cereal, Fresh Flakes. This is a nationally distributed brand that was first introduced in 2000. It competes primarily with Kellogg and General Mills.

All the data presented here are fictitious.

#### **Situation Analysis**

Through the end of calendar year 2002, Fresh Flakes sales are up 8% versus a year ago. This is the second year of positive sales growth.

*Marketing Objectives/Strategies.* Increase Fresh Flakes penetration among frequent cereal eaters in two ways:

- Year-round focus on cereals, with
- Heavy-up during primary cold cereal months (spring/summer).

*Advertising Time Period.* January through December 2004

*Media Budget.* \$15 million

*Promotional Activity.* Free-standing inserts (FSIs) in mid-March and late-June.

**Marketing Background**

*Competitive Analysis.*

- Kelloggs: Total spending: \$15 million. 50% network television; 30% syndicated TV; 10% cable TV; 10% magazines.
- General Mills: Total spending: \$12 million. 50% network television; 20% cable TV; 20% magazines (health, women's, food).
- Category total: Total spending: \$136 million. 40% network television; 25% magazines; 12% spot TV; 12% syndicated TV; 5% cable TV; 2% Sunday magazines; 2% national spot radio; 1% newspapers; 1% outdoor.

*Seasonality.* Cereal usage tends to peak in spring/summer months, but the product is used throughout the year.

***Fresh Flakes***

J/F	M/A	M/J	J/A	S/O	N/D
74	105	126	128	100	63

***Cereal Category***

J/F	M/A	M/J	J/A	S/O	N/D
92	96	115	118	102	80

**Advertising Objectives**

1. Raise awareness of the healthfulness and taste of Fresh Flakes cereal among target from current level of 40% to goal of 45% during calendar year 2004.

**Media Objectives**

1. Advertise to frequent cereal eaters. The demographics and psychographics of this target are:
  - Women 25–54, Household Income (HHI) \$50,000+

- Well educated, professional or managerial, nutrition-oriented

The target consists of 17 million women who can be defined as heavy cereal users (2+ boxes in last month). They represent 20% of all women.

2. Achieve the following communication goals:

	<u>Average 4-week Delivery</u>	
	Peak periods	Rest of year
	3+ reach	3+ reach
Women 25-54 with HHI 50Kt	45%	10%

3. Provide year-round media support to stimulate usage throughout year, with additional weight during the peak summer months.
4. Schedule advertising to run Wednesday-Sunday to complement key grocery shopping days.
5. Provide national advertising support.

### Media Strategies

Following the success of the brand during the past two years, the 2004 media plan recommends a continuation of the media strategy, using cable television as the primary medium with magazines as the secondary medium. For the first time, Fresh Flakes is launching its own web site mid-year, where consumers will be able to get diet and nutrition information. Some web advertising will therefore be included in the plan.

*Cable Television.* As the primary medium, cable television provides:

- Immediacy of message.
- Demonstration of product in use.
- Broad reach.
- Targetability (niche networks).
- Cost efficiency.
- Continuity (due to lower cost).
- More upscale households.
- Added value programs (billboards, product mentions, contests).

The following cable networks are more likely to be viewed by the target:

- Arts & Entertainment

- Discovery Channel
- Food Network
- Lifetime
- Nick-at-Nite
- HGTV
- The Learning Channel

One-third of the cable weight will be in daytime, and the rest in prime time.

- Daytime offers more programming geared towards women.
- Prime time offers higher ratings, greater reach.

*Magazines.* As the secondary medium, magazines provide:

- Long message life.
- Repeat exposure.
- Opportunity to show product in use.
- Coupons.

Magazines will be divided between health and fitness (35%), fashion and beauty (20%) and food (45%) magazines to:

- Generate additional reach in non-cable households.
- Effectively reach working women.
- Offer recipes and coupons.

All magazine ads will be 1P4C (one-page, four-color). Preferred position will be:

- Health and fitness—Food section
- Fashion and beauty—Food section
- Food magazines—Front of book

	Coverage Among Women 25-54	Index to All Adults
Cooking Light	4.0%	132
Bon Appetit	4.7%	124
Shape	31.6%	122
Prevention	9.3%	119
Glamour	14.8%	119
Fitness	28.3%	116
Marie Claire	25.7%	114

The recommended magazines will include:

#### Internet

The following portals/web sites will be included: Half of the Internet weight will be in portals, with the rest split between the websites of selected magazines in the buy. In addition, keyword sponsorship of the word “cereal” will be purchased for the three summer months on Yahoo and AOL.

The following specific sites will be included:

- AOL Health
- Yahoo Health
- Cooking Light.com
- Glamour.com
- Shape.com
- Fitness.com

All website ads will be banner ads, with run-of-site rotation.

The total cost of this plan will be: \$15.9 million.

The flowchart (see pages 138 & 139) depicts how the plan would be laid out during the year.

Although this is a very generalized and simple version of what to include in a plan, it provides the basic information that has been covered earlier in this book. Note that all of the recommendations need to be backed up by research data, wherever possible, beyond simple tables showing indices or coverage for individual media vehicles or gross expenditures for the year. Here is a brief list of the kinds of analyses that could be included in the “backup” for this plan:

- Media usage by target audience.
- TV network comparisons.
- Magazine comparisons.
- Website comparisons.
- CPM comparisons (e.g., cable vs. broadcast vs. online).
- Daypart/program rankings by target.
- Detailed reach and frequencies by medium.
- Purchase volume for brand and category.
- Demographic/lifestyle analysis of users.
- Brand geographic analysis (BDI vs. CDI by DMA).
- Seasonality analysis.

- Grocery shopping patterns.
- Historical media plans.

**Summary**

When creating a media plan it is crucial to consider first the target audience’s use of media, in terms of which categories and vehicles they use. You then must determine the plan’s timing, if there are seasonal sales or other elements of the marketing mix (pricing, promotion, distribution or product changes) that will affect the plan’s timing. For scheduling of your chosen vehicles, financial considerations and reach and frequency goals will help determine when, and how often, your ads appear. Tactical elements are important, too, particularly trade and consumer merchandising, to receive maximum support from dealers, distributors, and retailers, and maximize the impact of the advertising. If funds permit, or major changes to the plan are being contemplated, it is recommended that the plan be tested on a small scale before being launched in its entirety.

**Checklist—Creating the Plan**

1. Have you found out as much as possible about your target audience, either through syndicated services, or through primary research you yourself conduct?

**EXHIBIT 6.1 Sample Flowchart: Fresh Flakes 2004 Media Plan**

		January				February				March				April				May				June					
		5	12	19	26	2	9	16	23	1	8	15	22	29	5	12	19	26	3	10	17	24	31	7	14	21	28
<b>Fresh Flakes</b>																											
Cable TV	Daytime	5	5	5	5	5	5	5	5	5	5	5	5	5	5	5	5	5	5	5	5	5	5	5	5	5	5
	Evening	10	10	10	10	10	10	10	10	10	10	10	10	10	10	10	10	10	10	10	10	10	10	10	10	10	10
	Total TRPs													15													
	Total Cost (\$000)	\$1,800												\$2,700													
Magazines	All Titles																										
	Total TRPs	50 TRPs/month												100 TRPs/month													
	Total Cost (\$000)	\$800												\$1,350													
Infomel	All Sites																										
	Total Cost (\$000)	\$250												\$500													
<b>Total Plan</b>	TRPs	255												450													
	Cost (\$000)	\$2,950												\$4,550													

2. Have you determined the appropriate timing for your messages?
3. How will your messages be scheduled—continuously, in flights, or in bursts?
4. Will your reach and frequency goals be met by your timing and scheduling strategies?
5. Are there merchandising possibilities for your brand, with either the trade or with consumers?
6. Do you need to test the plan first in a smaller location before rolling it out?
7. Can you present your plan in a visually interesting and succinct fashion?

**EXHIBIT 6.1** (continued)

July				August					September				October				November				December					
5	12	19	26	2	9	16	23	30	6	13	20	27	4	11	18	25	1	8	15	22	29	6	13	20	27	
10	10	10	10	10	10	10	10	10	5				5	5			5	5	5	5	5	5	5	5	5	180
20	20	20	20	20	20	20	20	15	15				15	15			10	10	10	10	10	10	10	10	370	
<b>\$3,600</b>												<b>\$1,800</b>												550		
<i>100 TRPs/month</i>												<i>50 TRPs/month</i>														
<b>\$1,350</b>												<b>\$800</b>														
<b>\$500</b>												<b>\$250</b>														
<b>495</b>												<b>250</b>												1450		
<b>\$5,450</b>												<b>\$2,950</b>												<b>\$15,000</b>		



# *Offering Alternatives*

Once you have completed your media plan, you might think your task is over. But like the Energizer bunny in the popular battery commercials created in the early 1990s, and reintroduced periodically thereafter, it keeps going, and going, and going.... In fact, even as you are creating the plan you should be starting to think about various alternatives. Although you might be convinced that you have created the perfect, biggest sales-generating, best objectives-meeting media plan ever conceived, the chances are fairly good that it will not be accepted at face value. So rather than going into your presentation believing that your job is over and that the client will immediately accept everything you are recommending, you will be in a much stronger position if you prepare some alternatives beforehand. This chapter considers what some of those options might be.

---

## Spending More Money

---

The opportunity to gain a larger budget than you were originally expecting does not happen very often, and certainly not as often as a media specialist might like! However, there are several good reasons for being prepared to spend more on advertising media than was originally proposed. The first, from an agency perspective, is that if you are being paid a commission on the media you buy, the more money you spend, the more you will make. But second, and perhaps more importantly today when fewer and fewer advertisers are paying a 15% commission rate, it is your job as the media specialist to prove to the client how much more effective the media plan *could* be if there were more dollars available.

To some people this might sound purely wasteful. There is evidence, after all, to indicate that spending more on advertising may actually result in a *decrease* in sales! But for the most part, research supports the notion that placing more dollars in advertising media to reach more people on more occasions (assuming, of course, that they are the right people for your product) will increase sales. That won't occur in a vacuum; the other "P's" of the marketing mix have to be working in your favor too. The product must be one that the marketplace needs; there has to be good distribution; and the price must be appropriate. But given those factors, increasing media dollars will tend to increase sales.

So, given those circumstances, how do you best prepare to offer the alternative of spending more? In many situations, the best way is to simultaneously create a second media plan that has a larger budget allocated to it. If your primary plan has an annual media budget of \$2,000,000, then you might consider creating an additional one at the \$3,000,000 level to see how that would perform. In doing so, you should not simply throw extra media weight around randomly. Instead, you should revisit your advertising and media objectives and consider what you might set as your goals if you had that extra money to spend. If, for instance, your original goal was to boost awareness of Peapod's home grocery shopping service in San Francisco, then perhaps if your budget were to be 20% larger, you might think about setting your objectives higher also, proposing that with the additional funds you could increase awareness to 40% in that same time period, instead of just 30%.

Another option with increased funding is to disperse your message across a wider area. If you have Caribou Coffee stores located

primarily in three states, but are starting to expand into five additional states, then perhaps by spending more money on advertising media you could afford to put your messages into those new areas to let people know of your upcoming presence. Having more money might also allow you to branch out into additional media vehicles or forms. If your basic media plan for Heinz Ketchup consists of network television and magazine ads, then perhaps the extra dollars you are recommending be spent could permit you to buy radio or Internet ads.

Of course, in suggesting where and how this extra money could be spent, you must always show what will be achieved in return. That is, you need to quantify, wherever possible, the positive impact those dollars will have. This can be done through reach and frequency calculations that show how many additional people in the target will be reached, and how many more times they will have the opportunity to be exposed to the message. Supplementary funds may also end up *lowering* the cost of individual ads, either through volume or frequency discounts, or by reducing the cost per thousand (CPM). So although the bottom-line cost of the plan may go up, the cost efficiency may actually improve.

Another advantage to spending more media dollars is that they may allow you to reach a secondary target more readily. If you are putting a plan together for the Beef Council, where the primary target audience is women who like to cook, then perhaps expanding the plan will allow you to address more clearly a secondary target audience of restaurant chefs. You might also think about using additional dollars to reach people who can influence your primary target. For a media plan aimed at parents that is offering a college fund, you might spend the extra monies to promote your company to financial planners to whom the parents will turn for advice.

It is also important to think beyond media when considering how additional dollars might be spent. You might want to recommend undertaking some custom research of your proposed target audience, especially if that target has changed in some way from previous plans. Or research could be done to gain a greater understanding of how people use the media in your plan, or where they turn to for information about the product or service that could, in turn, greatly enhance your media plans in the future. The latter could be particularly valuable if there is very little syndicated data currently available, or if you are in a very specialized or new field, such as biotechnology or wireless web devices.

And, of course, the people who actually create the ads would also like to have more money to spend on their work. Production quality could be improved, commercials lengthened, or better talent hired if more dollars were made available. You could make your direct mail piece look more professional, or enhance the design on your web site, or distribute more samples to individuals visiting your exhibit at a trade show. The possibilities are almost endless. But whatever you recommend for your increased-spending scenario, you must justify it in terms of the objectives and strategies that you have stated upfront (even if you propose modifying those objectives if you get additional funds).

---

### *Spending Less Money*

---

Unfortunately, for most media specialists, the more common case is that you will end up having to spend less than originally proposed. And although it is generally not a good idea to present to your client or boss a reduced-spending alternative at the same time as you present your main media plan (unless that has been specifically requested), you would be well advised to start thinking about how you would spend less money as you are developing the basic plan.

There are numerous reasons why you might end up having less money available than you anticipated for your plan. It could be that sales of Pepperidge Farm cookies fell more than expected this year, so marketing budgets for the coming year had to be cut (and remember, advertising is usually the first item to be cut when sales go down, despite the fact that those dollars will typically help *increase* sales). New management or ownership will often result in budgetary changes, and again, more often than not these changes are in a negative direction. It could be that the company decides to speed up the introduction of a new brand and decides to take money away from the established product for which you are preparing a plan.

Whatever the reason, as you are preparing an alternative plan, think carefully about how you can put together a media schedule that will come as close as possible to meeting your original objectives. There may be several ways to cut corners without decimating the plan. Perhaps you can shorten the flight times, running TV ads for 2 weeks at a time instead of 4, or cut the number of web sites you are on, or only place ads in magazines every other month instead of monthly. You must keep in mind, however, that by reducing your frequency you may end up losing some volume discounts with the me-

dia involved. And when you reduce the number of places where your message appears, that will also impact your reach. So reductions will likely mean you come up short on your reach and frequency goals.

Creating a reduced-spending scenario should not be a case of simply cutting spots or pages arbitrarily. It must be done with strategic reasoning in mind. For instance, let's say you have a media plan to get more parents in your area to consider sending their children to your client's preschool program, but instead of having \$250,000 to spend, you end up having only \$180,000. You had originally intended to send direct mailings to all parents of young children in the vicinity, inviting them to visit the school, as well as placing newspaper ads in community papers. Now, with less money to spend, you must reconsider how best to allocate your dollars yet still achieve your objective. Perhaps instead of using direct mail, which tends to be very expensive, you could try to get free publicity by sending a video news release to the local TV stations and media kits to other local media. An open house would also be an inexpensive way of offering parents the opportunity to visit the school. And getting your school's web site up and running and linked to local or regional sites that deal with education would also be fairly simple and affordable. But in order to reach a broad cross section of people, sustaining a minimum level of newspaper ads would probably remain an efficient and effective approach.

Sometimes there is no alternative but to cut one or more media forms from the plan. Before doing so, it is important that you consider each one in turn, deciding what would be the result of eliminating that medium on the overall plan's objectives. This should not be limited to reach and frequency considerations, but also thought of in terms of what the medium can do for your ad and how consumers might react. If you take out all TV from a plan, then remember that you are losing a key medium that offers sight, sound, and motion and the opportunity to deliver the message to a large audience. That might be less important for a Verizon plan, but critical for a Red Lobster restaurant where you want to showcase the food.

Another way to reduce media spending is to use briefer or less expensive ads. Instead of 30-second commercials, maybe you could use 15 seconds; instead of a full-page ad, perhaps a half page will suffice. Once again, however, this must be considered not simply in numerical terms (such as reach, or CPM), but also in terms of the impact on consumers seeing or hearing that commercial message. Although some research evidence suggests that many consumers cannot tell the difference between a 15-second commercial

and a 30-second one, there is obviously less time available in the shorter unit to tell the complete story, so you are missing out on the chance to reinforce your message as thoroughly.

It might seem appropriate, given a reduced media budget, to cut the size of your target audience and plan to reach fewer people. In fact, in many situations that can turn out to be *more* costly, for the more narrowly you try to target your media, the more expensive it becomes to try to reach them. If your original plan for a new Pillsbury cake mix is aimed at all women 18 to 49 and uses a mix of magazines and TV, then by trying to narrow it further to reach only those women 18 to 49 who have household incomes of more than \$75,000 and have three or more children you will probably end up looking at more expensive media vehicles. Instead of picking a broadly popular woman's service magazine, such as *Good Housekeeping* or *Woman's Day*, you might end up with magazines that have a smaller circulation and cost more per ad page, such as *Gourmet* or *Bon Appetit*. Now admittedly, they *will* reach more of your more narrowly defined target, but the cost may be correspondingly higher, too.

One way you could consider making cutbacks on your targets is by eliminating any secondary targets you had planned to reach through separate media. A plan that was intended to increase awareness of an environmentally friendly detergent might be aimed at both environmentally aware consumers and opinion leaders. Faced with a cutback in media dollars, you might consider targeting only one of those groups initially, rather than both of them at once.

It is extremely important to outline the implications and results of spending less on advertising media. This should not be done in a gloom-and-doom fashion, portraying a picture of complete failure if \$50,000 is removed from the budget, but neither should it be taken lightly and happily accepted without a fuss. If for no other reason, explaining what you believe might happen if those media dollars are removed will show your client that you have thought through in a strategic way the possible outcomes of alternative plans. Keep in mind that your ultimate goal is to get those media dollars restored as soon as it is feasible to do so.

---

### *Changing Targets*

---

Sometimes after you have presented a complete media plan to the client and have apparently won approval for it, a little voice in the back of the room will speak up and say, seemingly casually, "But

what would happen if we targeted X instead?" That simple sentence can send the alarm bells flashing and blood pressure soaring for the media specialist. It is important not to panic at that point, but rather to think carefully about whether there is real merit to the question.

First of all, you must ensure that the media target is in line with the brand's marketing target, otherwise it will be hard for the media plan to fully achieve the overall marketing objectives. Although you may feel indignant that anyone is questioning your plan's target, particularly after all the work you have put into it, you need to step back and take a careful, considered look at the proposition. For as much as you may be reluctant to admit it, it could be that the person making the suggestion has actually hit on a potentially valuable target that you had simply not considered or realized how important it could be. Sometimes it takes so long for the client and agency to agree on a single target, that once that definition has been pinned down there is a tendency for the media specialist to put on the blinders and work feverishly to deliver a plan with the agreed-on target. Any considerations of alternatives have been set aside out of gratitude that the client has finally accepted at least one customer group. But as you are increasingly wrapped up in that target audience, the client may have time to sit back and ponder other possibilities, and may come up with one that is more appropriate, or equally so.

In the best scenario, that alternative target *is* in fact one that you had considered and rejected, because of either strategic or financial reasons. You can then explain why the different target would not be appropriate or feasible. If you had not already done so, then it is in everyone's interest to look more carefully at the proposed alternative (unless it seems so outlandish and unreasonable that you are certain there is no merit to it). It could be that a simple discussion then and there will be enough to determine whether this option should be investigated further. Or you may have to go back to syndicated research or whatever sources you were using to define the target and examine the proposed alternative more closely.

There are other situations where it is incumbent on you, as the media specialist, to consider different targets as you are developing the primary plan. As noted earlier, this could be because you are creating alternative spending scenarios with more or fewer dollars available. But it might also arise because of disagreement or uncertainty over who the best target for the product is. Perhaps your bank client has always targeted its media plan to promote its mortgages at young couples looking for their first home. You, as the media specialist, might put together a second plan that targets older cou-

ples whose children have left home who want to move to a smaller but more elegant home for their retirement, or are perhaps contemplating buying a second weekend home. Clearly, the media that you would use to reach each target group would be very different.

It could also be important to include different targets in a plan, or create a separate plan for those targets, when you think that there are critical secondary audiences who need to be addressed. This is highly dependent on the product category. For medicines or health care items, for example, it is often essential to communicate with the medical profession as well as consumers, because they are the ones who influence which brands are selected. With the removal in the late-1990s of restrictions on television advertising of prescription drugs, there has been an enormous increase in the amount pharmaceutical companies are spending on that medium. Even though consumers must still ask their doctors to prescribe these specialized drugs (such as Prozac, Celebrex, or Lipitor), the advertising is aimed at influencing the consumers to ask their physicians for a specific brand-name medication, rather than simply “something to help with my depression” or arthritis or allergies. Similarly, for products targeted at children it is frequently advisable to have a separate target of moms or parents because they are the ones who typically hold the pursestrings. It is estimated that children influence tens of billions of dollars worth of spending each year.

Whoever the new target is, the media specialist must determine which different media are needed to reach those people. That, in turn, will depend on the marketing and advertising objectives for that distinct audience—are they identical to the main target’s goals, or do they differ in some way? How much do the two targets overlap, both in terms of those objectives and in their media usage patterns? It could be, for example, that if you are trying to encourage both consumers and contractors to select your Delta faucets, then certain ads placed in home decorating magazines would reach both groups, but more specialized trade publications will do a better job at convincing contractors of the merits of your brand, whereas TV ads could help enhance your brand’s image among consumers.

---

### *Changing Media*

---

As the media specialist, your job really entails considering different media from the beginning to the end of media plan development. You are doing so as you assess your media strategy and tactics and as



you create the plan. However, it is sometimes worthwhile to make a special effort to consider how the plan would turn out if different media were used. Again, this could be in reaction to a change in the media budget, or a response to a client's question. Or you could take it on yourself to investigate alternative media options.

In some cases, this could involve looking at different media vehicles within the same media form. If you are recommending magazines, then perhaps you might look at more specialized publications to reach your target. For TV, reconsider whether you should use broadcast, spot, or cable TV to convey your messages. With a radio plan that uses spot markets, perhaps a network buy would be more efficient and appropriate. With Internet buys, you may want to think about whether to use broad-based portals (Yahoo, MSN, etc.) or select more specific and focused web sites (cars.com or webmd, etc.). If your media plan makes heavy use of newspapers, then think about whether you should move from small-town local newspapers to those that are distributed across broader regions, such as the *Boston Globe* in the New England area, the *Chicago Tribune* in the midwest, and the *Los Angeles Times* in California. The use of different media vehicles will depend primarily on two factors: cost efficiency and targetability. It may be cheaper to use cable rather than spot TV, for instance, but if cable penetration in your area is only at 60%, then you are missing out on the 40% of the homes who could potentially be exposed to your message. Switching from smaller local papers to bigger, more regional ones may bring you a larger audience, but those people may not be close enough to your particular Chipotle Grill casual Mexican restaurants to be worth reaching with your message.

The bigger change when thinking about different media is a switch in media forms altogether. Instead of recommending newspapers, what happens if you use local cable TV? How about using the Internet instead of magazines? Or what would be the result of switching dollars out of magazines and into television? The media specialist must think through these scenarios both from the point of view of strategy and of cost. How would a move from newspapers to cable TV affect your overall objective of boosting awareness of your jewelry store? Would the same number of people be reached? Would they be the same people? What is the cost difference? And how would message frequency be impacted? What are the creative implications of such a change? All of these questions need to be answered as you develop a plan using different media.

One of the tools used in helping determine alternatives for a plan is the optimizer. Developed in the United Kingdom in the 1980s, these computer systems were first designed to select the optimal mix of national TV dayparts or types against a specific target. They use algorithms that balance the reach of a plan against its cost to arrive at a solution that maximizes one or the other (cost or reach). Although they are models based on historical data (ratings), they are now routinely used predictively to help media planners and buyers determine what TV dayparts or specific programs to include. At the time of this writing, multimedia optimizers, including television, radio, and print, were being developed, although with some difficulty, due to the fact that the ratings data for each medium are collected and reported differently.<sup>1</sup>

The main idea to keep in mind when offering media alternatives is that your original plan is not the only way to schedule media to meet your client's marketing and advertising objectives. Here again we see that media planning is both art and science. There are potentially tens, if not hundreds, of different ways that you could plan your media to obtain the designated goals. Your job as the media specialist is to come up with the one that you believe will do the most effective and efficient job, while fully understanding that there are alternatives available that might achieve the same ends.

---

### Tests And Translations

---

There are two common ways to conduct tests of a media plan on a local or regional basis. They are known as *As It Falls* and *Little America*. Here, we will consider the basic concepts for each one, rather than going through all of the mathematical calculations needed to prepare such a plan. Although this procedure is really a test, it is also sometimes referred to as a "test translation," to reflect the fact that a national or bigger plan is being recreated in some fashion on a smaller scale. And even though, as media specialists, we are most concerned with testing the media plan itself (increasing GRPs, trying different scheduling strategies, and so forth), tests are also often conducted to determine the impact of new creative, or to see how a new product fares in the marketplace.

---

<sup>1</sup>"Point of View: Optimizers and Media Planning," Erwin Ephron, *Journal of Advertising Research*, vol. 38, no. 4, July/Aug 1998, 47-56.

### As It Falls

This type of test is most often used for brands in existing product categories, where the competitors are well known. The main premise of this method is that the rating points are allowed to occur as they normally would in each market, or *as it falls*. So rather than have the same GRPs across all test markets, the plan's goals would vary somewhat from location to location, depending on how well the individual media vehicles perform in each place. That also means that the budgets will vary by market, too. It may cost \$2,000 to buy 100 radio GRPs in Boise, Idaho, but \$5,000 to get the same GRP level in Madison, Wisconsin. The main advantage to this testing system is that it provides a realistic scenario for assessing the impact of the test plan. For if the plan were expanded to a national level, there would still be market-by-market differences similar to those seen in the as-it-falls test situation.

### Little America

This test market procedure is used more often with new brands or products where there is no existing competition. What it sets out to do is recreate a national plan in one (or a few) markets, or get as close to that as is feasible. It usually involves more complex planning, first to determine how individual media categories perform in the markets you choose, and then to figure out how to adjust the test plan so that it matches the national delivery.

---

### Summary

---

While creating a media plan, the true media specialist is already considering various alternatives. One that should always be included is a "what-if" scenario of the effect on the plan's outcome if more dollars were available, looking at the impact on cost efficiency, reach and frequency, and the marketing and advertising objectives. Increased funding could also be allocated to gain additional reach of the brand against its users, or improved production quality of the ads themselves. This chapter also examined a reduced-spending scenario, which must be undertaken with a strategic focus in mind, considering alternative media forms or vehicles, or fewer messages or targets. Indeed, plan alterations will frequently look at different targets or different media and estimate

the impact those might have on the plan's effectiveness. All of these potential changes can be tested by translating the plan into a local or regional test market situation, and seeing what happens there first.

---

### ***Checklist—Offering Alternatives***

---

1. Have you prepared a second media plan at a higher budget level?
2. Have you considered how extra funds would be spent—longer flights, wider geographies, secondary targets—and how those would impact your media (reach and frequency) goals?
3. Are there non-media needs that require additional funds (creative requirements, consumer research, trade allowances)?
4. Do you know the impact of spending fewer media dollars on your plan—fewer media categories or vehicles, reduced number of targets, reduced schedule, lower reach and frequency results?
5. Are there other target audiences you should consider?
6. Are there other media categories or vehicles to be considered?
7. Is it necessary to test your media plan first, either “as it falls” (existing brands) or in a “little America” (new products) test?

# *Making the Media Buys*

**E**ven the most impressive media plan will not satisfy the client until the time and space have actually been bought. The role of the media specialist may involve none, some, or all of the media buying functions. This chapter provides a brief overview of how print and electronic media are purchased. The subject really requires book-length treatment on its own; the goal here is to show how media buying fits in with the planning process, rather than explain the many details and intricacies of the buys themselves.

---

## *Merchandising a Magazine Buy*

---

It is fairly common in many smaller or midsize advertising agencies for media planners to be responsible for magazine buys, although at larger agencies, there is usually a specialized staff of print buyers who focus solely on the negotiations. It used to be that all magazines worked off a *rate card*, listing the cost of buying various page sizes, with or without color or other special features. Ad-

ditional charges were also made for preferred positions, such as the inside front or back covers and the back cover itself, which are believed to be read by more people.

While the extra costs remain, today's magazine buys are far more likely to be made by negotiating. That is, the rate card is usually the starting point, but then it is up to the media specialist and the magazine's representative (or rep) to discuss the final cost for the client. Discounts may be offered for volume buys if, for example, the client purchases ads in multiple issues, or buys several pages in one issue, or increasingly, buys space in several magazines owned by the same publisher. As we learned in Chapter 3, the cost of a magazine ad will depend on the size and nature of the magazine's readership. Obviously, you will pay more to reach more people. It would cost you about \$100,000 for a full-page, 4-color ad in *Ladies Home Journal*, which has a circulation of 5.2 million, whereas the same ad placed in *Vanity Fair*, which has a circulation of 1.1 million, will cost less than \$60,000.

At the other end of the spectrum, however, you may also have to pay more to reach a highly specialized audience. Although *First for Women* and *Southern Living* both have circulations of 1.2 million, the one-page ad will cost \$21,000 in the former and \$71,000 in the latter because it is assumed that the more focused material of articles about the south is reaching a more interested, involved audience that is more likely to pay attention to the ads in that publication. There have been research studies both supporting and rejecting this hypothesis, with the dissenters claiming that if the reader is more involved in the subject matter, he or she is in fact *less* likely to pay attention to the ads. For the media specialist, the main focus should be on the suitability of each individual magazine to the media objectives, and how efficiently and effectively each vehicle can be used.

When the magazine space is negotiated, the specialist will usually request certain positioning preferences. As noted above, for some of these a premium must be paid. Aside from covers, the specialist may want a Kraft cheese ad, for example, placed near or within the food editorial, or a Cover Girl cosmetics ad to appear in that section of the magazine. Sometimes it is enough to simply request that the ad is in the first third of the issue, under the assumption that those pages are more likely to be seen. The willingness and ability of the magazine to fulfill these requests will vary, depending on who the client is and how many ad pages it needs to fill. One of the important things to remember about magazines is that, unlike electronic media, which have a finite amount of airtime, printed

media (including newspapers) can simply add pages if they can attract more advertisers.

In addition to the increased willingness of magazines to negotiate off the rate card, more and more publications are also offering additional benefits to their advertisers. These might include special promotions, editorial features, bonus circulation, web links, or trade deals. While these are usually offered at little or no extra charge, obviously the cost is built into the amount the specialist pays for the ad pages. These extras reflect the extremely competitive media landscape, with an increasingly fragmented marketplace not only within the magazine industry, but also across different media. *Good Housekeeping* is no longer only competing with the other women's service books (*Better Homes and Gardens*, *Ladies Home Journal*, *Family Circle*, and *Woman's Day*), it must also fight for dollars with television, radio, newspapers, outdoor billboards, direct mail, the Internet.... The list is almost endless.

Once the magazine space has been agreed on, in terms of price, special features, and positioning, it is time to make the actual buy. At larger agencies this is accomplished through a magazine authorization, which sets out the terms of the contract to which both parties must agree. Some clients may like to see this first, to be sure they know what they are getting. If everyone accepts these terms, the media specialist can go ahead and authorize the buy.

---

### *Getting News Into Newspapers*

---

The purchase process for newspapers is similar to that of magazines. First, the buyer must analyze all possible newspapers available in each designated market, looking at factors such as circulation, coverage, audience composition, color possibilities, and zoning (the ability to customize ads to different areas of the paper's coverage area, or only appear in selected editions). Thanks to technological advances, newspaper ad inserts can be distributed in a more targeted fashion than previously. Today, most newspapers can vary the inserts by zipcode.

Then, the buyer must negotiate with each newspaper to obtain the best rate. Newspapers today are purchased in terms of standard ad unit sizes, or SAUs, so that although the size of the newspaper itself may vary, its ad sizes are standardized. Just as with magazines, the newspaper buyer will usually want to specify where in the paper the ad will appear—an ad for Hellman's salad dressing in the food

section, an ad for Universal Studio's latest movie in the entertainment section, and an Ethan Allen furniture store ad in the home section. Sometimes, that decision is made based on what the target audience is more likely to read, so an ad for Verizon cellular phone service might appear in the business section, to reach professionals who are more likely to be interested in that item.

Once the deal has been negotiated and agreed on, an insertion order is placed with the newspaper. At the same time, the agency will issue a newspaper authorization that sets out all of the specifications for the ad, such as whether it will be black and white or color, whether it includes a coupon or not, and any special instructions. Then all the print details must be confirmed, including the insertion dates, closing dates, ad size, column inches, inch rate, gross cost, contract rate, and position in the newspaper. This is done for every newspaper in which the ad will appear. After that has received approval, the insertion order goes ahead and the buy is made.

---

### ***Buying Time on Television***

---

There are three ways that national television is bought, for both broadcast and cable TV and syndication—long-term, short-term ("scatter"), and opportunistic. The first, and most intense, is what is generally known as the "upfront" marketplace. For broadcast TV this usually takes place in mid May, whereas for cable and syndication, it follows shortly after in June and July. With either television form, the media specialist negotiates time with the major networks well in advance of the actual air dates. Most typically, these fall during the following TV season that starts in September and runs through to the following May. The time purchased is usually over three to four quarters of the year.

When TV advertising was initiated in the late 1940s, all commercial time was, in effect, bought "upfront". That is because programs were fully sponsored by advertisers, so the negotiations for which companies would put their names in front of new programs' names occurred as those same programs were being developed (e.g., the Philco Theater Hour). After quiz show scandals in the late 1950s, where contestants were secretly fed the right answers in order to maintain viewer suspense, the networks took back control of programming from advertisers (who had sponsored those quiz shows). It was in 1962 that ABC became the first TV network to air all of its new programming in one week, right after Labor Day, and



the “new fall season” was born. From then on, the networks were in charge of the marketplace, creating demand and controlling supply to ensure year-on-year price increases in advertising rates. A few years later, in 1967, ABC also became the first network to offer the “guaranteed” program rating, to advertisers who agreed to buy upfront. Although the cost to the advertiser was higher, the risk reduction for a poor program decision offset the higher price. Today, upfront buys account for 80-85 percent of all network primetime sales. In 2001, about \$8 billion worth of network TV ad time was sold this way (“How the TV nets got the upfront,” Erwin Ephron, *Ad Age Special Report on TV’s Upfront*, 5/14/01, S2/22).

When you buy *long-term*, you receive a guaranteed rating, along with the opportunity to set up cancellation options. Typically, the options decelerate over the future quarters. For instance, in the first quarter, you might buy all of the spots confirmed; in the second quarter, three-quarters, or 75%, might be firm, with the option to cancel the remaining 25% by an agreed-on date. Then for the third or subsequent quarters, only half of the spots you negotiate are firm, and half (50%) are cancellable by a certain date. One advantage of buying time this way is that more favorable rates may be offered up front, as the networks like to lock in the advertisers to their shows (both new and returning series). Also, advertisers are more likely to get a better mix of programs, and to ensure they get their spots in the time periods and/or shows they want. The disadvantage, from the buyers’ standpoint, is that there may be less room for negotiation because everyone is trying to buy from a limited amount of inventory. That is, the networks can choose how much of the available air time they wish to sell upfront, manipulating the demand for that time. The buyers also don’t know how well the new programs will perform, basing their judgment on brief promotional excerpts the networks release, along with their historical experience of similar shows from the past. Nonetheless, as one industry expert put it, it has become a self-fulfilling prophecy: “Advertisers buy upfront because the scatter market is unattractive, but the scatter market is unattractive because advertisers buy upfront” (“How the TV nets got the upfront,” Erwin Ephron, *Ad Age Special Report on TV’s Upfront*, 5/14/01, S2/22).

The commercial minutes the networks hold back or don’t sell then form the bulk of the second type of national television time, which is known as the *scatter* market because it is scattered throughout the broadcast day across months. Buyers typically purchase this type of commercial time on a quarterly basis, usually one to three months in

advance of the quarter, unless demand is soft. Prices in scatter will vary, depending on the supply and demand, and what happens in scatter tends to impact the long-term or upfront marketplace, too. In boom years when the economy is thriving, advertiser demand during the upfront period is high, but when a recession hits, advertisers are loathe to commit large funds in advance so upfront deals tend to decrease whereas scatter buys rise.

Advertisers who purchase spots in the scatter market may or may not get guaranteed ratings, depending on the demand. Those spots are usually cheaper, and give the buyer more flexibility rather than being locked in, for example, to appearing on *60 Minutes* every week for 12 months. If demand for scatter time is high, the network can “close” a particular daypart on very short notice, pulling it out of sale and then repricing it for future buyers. Advertisers who do not move quickly enough may find themselves shut out of the daypart completely.

Finally, the third way to buy time in national television is the *opportunistic* buy. Here, the advertiser chooses to purchase at the last minute, picking up whatever remains available. The advantage here is that the rates are usually most favorable to the buyer because the network wants to sell that time. The obvious drawback, however, is that there is less choice and little or no flexibility in the deal. Spots can be purchased as late as the day before air time. Several sports events are sold this way.

Deciding how to purchase TV time depends on many factors, not the least of which is the size of the advertising budget. The number of quarters in which the commercial is to run plays a key role here too, as does the type of programming mix desired. First and foremost, however, should be strategic considerations regarding the impact of the decision on the marketing, advertising, and media goals.

## How Television Time is Bought

The way the process of buying television time works is as follows. The buyer requests a package of programs from the seller (broadcast, syndication, or cable). The package may be based on costs or on ratings, but is ultimately based on the goals of the plan. The sellers submit their inventory, and the buyer chooses the package that best meets the client’s needs. Instead of purchasing them immediately, however, the buyer “goes to hold,” which means the buyer is almost certain he or she will buy that time but has not fully committed to it yet. Both sides agree on how long that “hold” will last; generally, it is

3 to 5 days in the scatter market, and 4 to 6 weeks in the long-term market. After that period, the buyer will either purchase the time or drop out. Once the deal is finalized, however, the buyer effectively owns that time. If, later on, the buyer wants to get rid of the commercial time he or she bought, the network may try to sell it to a different advertiser, if the marketplace demand is strong. On the other hand, if for some reason the spot does not run as promised, the buyer is given the option of a comparable spot on the program schedule. This is known as a *make-good*. That might mean moving with a program to another day or time, if the network decides to reschedule it, or staying in the same daypart but switching programs.

All national television time is priced based on a 30-second spot. For advertisers wishing to buy more or less time than that, the rates are adjusted accordingly. Hence, a 60-second spot costs twice as much, and a 15-second spot is half the full rate. Negotiations are conducted based on costs-per-thousand, or CPMs for the target, defined in terms of age and sex. For example, it could be the CPM for reaching women 18 to 49 or adults 25 to 54.

### **Buying Time on Syndication and Cable**

Buying national television time on syndication and cable is not that different from the broadcast network marketplace. That is, there are long-term, scatter, and opportunistic buys available in each television form. Additional considerations need to be given, however, to the individual buys. With syndication, for example, *coverage* is critical. Because syndicated programs are sold to individual stations in each market, they may not be seen in every market across the country. The buyer therefore has to know what percent of stations in the United States will air a given program. It may be as low as 60%, or as high as 99%. The day and/or time of airing will also vary by town or city, and although people do watch programs rather than dayparts, it may well make a difference to the effectiveness of a media schedule if you are trying to reach women 25 to 54 with *Oprah* and find that it airs at 9:00 a.m. in Chattanooga, Tennessee, but 3:00 p.m. in Gary, Indiana. The audience delivery and composition could be quite different in those markets because of that air time variation.

Syndicated programs are guaranteed, but the syndicator almost always overstates the ratings estimate. That means the buyer then has to be given make-goods, in the form of either bonus units or cash back. Although this may seem easy to resolve, the syndication marketplace has been like this since its inception, and despite a de-

cline in ratings beginning in the late 1990s, the marketplace still operates this way. Many packaged goods advertisers still rely on syndication to reach their 'average' American consumers.

Cable television also sells a good deal of its commercial time in advance, usually with guaranteed ratings. Those are not always available in the cable scatter market. Here, the variation tends to be by network. Cable is bought either by individual program or by rotation ("run of schedule"). A few networks, such as Nick-at-Nite and MTV, only sell time in rotation, because there is strong enough advertiser demand for their units that they do not need to sell individual programs. Although this might appear to be a big problem for advertisers, it is less critical on certain cable networks, where the programming is "vertical", and an advertiser knows that his spot will most likely air, for example, between music videos on MTV or in classic sitcoms on Nick-at-Nite. Most others have moved to program-based buys, as they have worked to create brand images for themselves based on their "hits" or "stars". Examples here include A&E's *Biography*, CNN's *Larry King Live*, and ESPN's *Sports Center*.

---

### ***Local TV and Radio Buys***

---

The purchase of time on spot television and spot radio has both similarities to and differences from the network process. Local television buyers usually buy time on shorter notice than for national television. They also have to deal with individual stations in each market, rather than buying a complete network, unless they make a buy across various stations that are linked together into an ad sales network. The planner provides the buyer with the details of the specifications, which include the marketing and media objectives, a demographic and psychographic description of the target, the desired dayparts and flights, the number of ratings points per market and/or time period, the total budget, and the mix of commercial lengths (15, 30, and 60 seconds).

Armed with this information, the buyer can then start negotiating with stations in those markets. Rather than discuss the cost of an individual spot or the cost per thousand used in national television buys, both of which will vary considerably by market, buyers typically negotiate the cost per rating point, or CPP. That way, they ensure that the appropriate number of rating points are purchased, at or below the amount budgeted. The negotiating process is quite subtle. The buyer does not want the seller to know how much

money is available (as the station would want to get all of it!), and the seller does not want the buyer to know how much inventory is available (as that would let the buyer know how low a price he or she could get). The buyer will usually talk to all of the stations in the market that have programs or formats appropriate for the target in the desired daypart and ask each of them to submit prices. For some advertisers, price is the most important criterion, so the buyer looks to purchase “tonnage”—lots of media weight at the lowest price available. For others, the program or format is key; they may be willing to pay slightly more to get a closer fit between target and vehicle. It depends on the strategy outlined in the media plan.

Once the buyer has received submissions from each station, he or she can then start negotiating to see if any of the sellers are willing to lower their price any further. Although this used to take several days, in today’s competitive climate buyers are less likely to give the stations much time to come in with a lower bid, and will usually decide fairly quickly which stations to purchase. Having made that decision, the final prices and terms are agreed to and the buy is made.

In theory, local television and radio buys are fixed; that is, the time is bought on a given daypart and/or program (unless the buyer purchases “run-of-schedule,” or ROS, which means that the station can air the spot at any time). In practice, however, stations may preempt a spot if another advertiser comes in that is willing to pay more for that time slot. If this happens, the first advertiser will usually request a make-good or compensation if the station airs its spot at a less favorable time.

Although buying local radio is similar in many respects to buying television, there are two opportunities for advertisers that are commonly made available in the audio medium. The first is merchandising and promotions. This has become an extremely important consideration for many companies that use spot radio, particularly national advertisers. Local radio stations may be willing, as part of the deal, to run special contests for listeners or set up a remote site broadcast or hold a special event for the trade, for example. The Buick car dealership could offer a new car as the grand prize in an on-air contest; the afternoon music show could be aired from the dealer’s showroom, or a cocktail reception for all new Buick owners could be held at the radio station one evening. Such promotions need to be negotiated as part of the buy, but they may add considerably to the efficiency of the purchase.

The second difference that local radio can offer advertisers is the chance for live commercials. In the earliest days of radio, all com-

mercials were spoken live by announcers on-air. Today, that is only possible at the local-market level. Some advertisers believe that having a local radio personality deliver the message adds greater authority and credibility to the product, giving it an implied endorsement. Although this is not in fact true (the station never officially endorses any individual brand), it can be beneficial for the advertiser. In addition, because relatively few commercials are presented this way anymore, it offers another way to stand out from the crowd.

---

### ***The Great Outdoors***

---

Because outdoor billboards are bought on a market-by-market basis, the buying process is, in some ways, similar to local TV and radio buying. Here, instead of dealing with individual TV or radio stations (or rep firms that put stations together into a network), the media buyer must either deal with individual outdoor plant operators, or with networks of plants that are available through large outdoor companies such as Clear Channel or Viacom.

Negotiations for outdoor billboards focus on several key elements: size, location, showing, and cost/CPM. The first criterion to consider is the poster or panel size—from an 8-sheet to a painted bulletin. As explained in chapter 4, different boards are purchased for different time frames, with posters typically being sold on a 30-day basis and bulletins sold in a much longer-term deal, such as 6 months or 1 year.

Location is really the key as far as outdoor is concerned. For certain products, such as a local restaurant, you might want to be on smaller posters in the city to remind people of your address; for hotels or gas stations, highways would make more sense, to reach drivers as they are passing through your area. It is important, too, to know which side of the street the board is located (the right side is preferable), and whether there are any potential blockages that could get in the line of sight for the board, such as a tall building or tree. This kind of information can best be gained by actually going to the location to look at the board. The operator can provide you with a complete inventory of addresses for both bulletins and poster panels. In the case of posters, you can also find out if the poster is in an ethnic neighborhood and/or restricted location (no alcohol), and whether it is on a wall or a pole.

The outdoor showing that you buy will tell you what the number of daily exposures are to your message as a percentage of the total

market size. A #100 showing, therefore, means that 100% of the audience will pass that board in a 30-day period; a #50 means 50% will do so, and so on. Showings are calculated based on traffic patterns, however, which means that not everyone who physically goes by the location will necessarily see your ad (just as a TV program rating does not mean the viewer will watch your commercial). Poster panels are generally bought at the 25, 50, or 100 showing level, whereas bulletins are purchased at 5, 10, or 15 showing increments. Each showing size in a market will have associated with it the number of poster panels utilized. This is known as the *allotment*.

Last, but not least, comes the cost of the buy. Outdoor is bought and sold on the basis of the cost of reaching 1,000 of the target audience, or CPM. Unlike TV or radio, though, there are usually only a couple of operators to choose from in a given market, which limits the flexibility that the buyer has to negotiate. With considerable industry consolidation in recent years, many markets are now dominated by a single outdoor company that is part of a multimedia conglomerate. And even where there is more than one company to choose from, one will typically have better locations for a particular size board, while the other will have better offerings in a different size or location.

Once all of the negotiations have taken place, the media specialist will issue an outdoor authorization, laying out all of the details, or specifications, of the buy. These are then confirmed with the client and the seller, and the purchase can proceed.

---

### *Implementing an Internet Buy*

---

Given the relative newness of the Internet as an advertising medium, the buying process for it continues to evolve. As with most other media forms, media specialists have the choice of working directly with individual web sites, or placing buys with networks of aggregated sites, such as Doubleclick. In either case, the media buyer negotiates the ad placement (fixed position or rotation) and cost, along with any special considerations, such as affiliate marketing or opt-in e-mails. *Affiliate marketing* involves a deal with the web site whereby sales that are generated from a user who reached the sales site from your web site receives a percentage of the revenue. *Opt-in e-mails* involve soliciting consumers to sign themselves up for emails from marketers that are based on the individual's declared interests. In addition, the buyer has to determine with the seller the basis for the sale—cost per thousand impres-



sions, cost per click, or cost per transaction, for example. Research of those who come to the site is often included as a “value added” bonus. This may be done by sampling every *n*th person who comes to the site and offering them a survey that can include questions about advertising recognition or brand attitudes.

---

### **Summary**

---

Even the most impressive media plan will not achieve its goals if the buys are not made effectively. That means the time and space need to be purchased in accordance with the plan’s specifications, in terms of criteria such as timing, ad size, and placement or position within the media vehicle. For magazines and newspapers, editorial adjacencies may be key, so that the ad message is seen in an appropriate context, such as an ad for Verizon cellular phone service targeting business people in the business section of the *New York Times* or an Olay antiwrinkle cream targeting women in the beauty section of *Marie Claire* magazine. The costs for print media may be negotiable, off the rate card, depending on the competitiveness of the magazine category.

Buying time on electronic media is always done through negotiations, either with a network or individual stations. TV buys may be long-term (purchased upfront) or short-term (in the scatter market). The guarantees and costs of those buys will vary accordingly. For radio, where most time is purchased locally, buyers deal with stations or rep firms that sell them a package of stations across the markets in which the buyer is interested. Deals are usually made based on the cost per rating point. For outdoor billboards, the key buying criterion to consider is the location of the board, whether a poster or a bulletin. Buyers negotiate the cost to reach a given proportion of the market, estimated using showings. The process can be handled with individual plant operators or through networks. For the Internet, the buys are made with individual sites or networks that aggregate those sites. The buys are based on placement, rotation, and metrics.

---

### **Checklist—Making the Media Buys**

---

1. Do you have all the necessary specifications regarding the objectives, the target audience, vehicle preferences, GRP needs, and budget limitations to proceed to the buys?



2. Does the client have to approve the buys before they are finalized?
3. For magazines, is a discount available for a volume buy?
4. Do you want a preferred position for your magazine ad?
5. Are you trying to reach a more specialized or generalized audience with magazines (priced accordingly)?
6. Are any special promotions, editorial features, bonus circulation, or trade deals being offered by any of the magazines?
7. Do you want your newspaper ad to appear in a special section?
8. Are there any special instructions needed for your newspaper ad, such as a coupon or inclusion of color?
9. Do you want to buy time on network, cable, or syndicated TV?
10. Is your national television buy going to be made for the long-term (upfront) or short-term (scatter)?
11. Can you get ratings guarantees for your national TV buy?
12. For a syndicated TV buy, what is your clearance?
13. With a cable TV buy, do you want a specific time period or program or will a rotation suffice?
14. For a local TV buy, is media weight (tonnage) more important than specific program selection?
15. For local radio or local TV, do you want to deal directly with each station, or do you prefer to use a rep firm?
16. Are your outdoor billboards' locations satisfactory?
17. Do you have enough billboards in each market to generate sufficient showings?
18. Have you negotiated ad placement and type with individual web sites or networks?

# *Evaluating the Media Plan*

One of the most often-repeated quotations about advertising was attributed to John Wanamaker, Philadelphia department store magnate, who said that he knew half of the money he spent on advertising was wasted; he just didn't know which half. Your job, as a media specialist, is to try to ensure that your client's dollars are not wasted. One way to achieve that is by evaluating the media plan before it is executed, and then again once it is up and running.

It is no longer true that an annual plan is left unchanged for a whole year; more and more, advertisers will make changes to at least some part of the marketing plan while the campaign is running. This may be in response to changes in any part of the marketing mix. Consumer response could end up being greater or less than anticipated; product improvements could necessitate additional promotional efforts; new channels of distribution could become important; or competitive pricing strategies may require alterations to the original, approved plan. And beyond that, economic trends can affect almost all marketing efforts. For example, in recessionary times, most "experts" tend to predict that the economic hard

times will be over soon, suggesting that consumer spending will improve. What often happens is that consumer confidence in the economy remains low for longer than such optimistic forecasts, leading people to continue their restrained purchasing habits. This has a marked effect on the manufacturers of high-ticket items such as cars and electronics. It also impacts general eating habits, causing people to eat out less and stay home more.

This chapter presents three of the ways that a media plan can be evaluated, before and after it begins running. We have explained the concepts of reach and frequency. With today's sophisticated computer tools, syndicated data on past purchase and media consumption can be analyzed to give a "best-guess" estimate of how well a medium, or total plan, will reach the chosen target audience. This can later be compared with actual results on reach and frequency, to see how well the plan actually performed, which is crucial information for preparing next year's plan. The second type of evaluation is to check that your ads actually run as scheduled, a practice known as post-buy analysis. It is up to the media specialist to make sure that if, for some reason, the ad did not run as scheduled or was not positioned in the agreed-on place, that some form of compensation is given, either monetary or in time or space. Last but not least, it may be worthwhile spending additional dollars to research the consumer impact of the media (and/or marketing) plan. After you doubled the spending levels in television, are your brand's awareness levels considerably higher? How well is your commercial message being recalled now that you have switched dollars out of magazines and into radio? These kinds of questions can best be answered by talking to some of the consumers you were trying to reach.

---

### *Preplan Analysis*

---

The first time to evaluate the impact of the media plan is before it is presented to the client. That is, in selecting the media vehicles you think will best meet the advertising and marketing objectives, the media specialist needs to figure out which combination of vehicles will do the best job of reaching the target an acceptable number of times. Computer systems and tools are readily available to help make these kinds of analyses simple and fast.

For example, let's say you were considering two alternative combinations for your media plan for Pillsbury cake mix. The first combination would use monthly insertions in *Redbook* magazine,

along with periodic commercials in prime time on the Lifetime cable television network. Another possibility would be to place continuous messages on cable, with occasional ads in the magazine. Here is how the two schedules might look for the year:

<i>Schedule One</i>	<i>Schedule Two</i>
12 insertions in "Redbook"	4 insertions in "Redbook"
(53 GRPs)	(18 GRPs)
400 GRPs in Lifetime	1,000 GRPs in Lifetime

And here is how the two schedules would perform against your target of women 25 to 54:

	<i>Schedule One</i>	<i>Schedule Two</i>
Total GRPs	453	1,018
Reach 1+	50.7%	50.3%
Reach 3+	54.2%	52.5%
Frequency	8.4	18.8

So even though you are using far more cable in Schedule Two, the impact on the overall reach is actually less than if you used more magazine advertising, as in Schedule One. In terms of frequency, however, Schedule Two clearly delivers more messages, thanks to the extra cable weight.

---

### *Postbuy Analysis*

---

What the media specialist must find out once the plan is running is whether the ads ran as scheduled, and how well the plan actually delivered. For the first part, determining that the ads did in fact run as scheduled, you can turn to various sources, depending on the medium. For newspapers, there are *tear sheets*, which are provided by commercial services, to show you examples of the actual ad in the newspaper. Magazines will usually provide copies of the issues in which your ad appears. For television and radio, you

should receive affidavits confirming when your spot aired. With the Internet, you can easily go online to make sure your ad appears, or use a third-party service to verify its location and rotation. In each case, the media specialist must check that the terms of the contract were adhered to. If you requested being in the food section of the paper, or the first third of the magazine, is that where your ad was placed?

For broadcast media, the task is usually more complicated because program schedules are far more prone to being changed. You might have arranged for your radio spot to air between 6:00 p.m. and 8:00 p.m., only to find that it came on at 5:30 p.m. or 8:20 p.m. Or, you could have bought a rotation of spots (ROS, or run of schedule), which in theory means that your spots will run equitably in all dayparts. In analyzing the affidavits you might discover that more than half of the messages were aired between midnight and 6:00 a.m., or some other inappropriate time. It is then incumbent on the station to explain what happened and, in all likelihood, offer some type of make-good, in the form of either free ads or financial compensation for the cost differences between ROS and the overnight period.

In larger agencies or organizations, this postanalysis checking is typically done by the media buyers or business service department. It is more of an accounting than a media function, but ultimately, the media specialist should know what happened, and why.

Later on, additional information becomes available to show how your ad schedule delivered. This is in the form of syndicated data, such as Nielsen for television, Arbitron for radio, Mediamark Research, Inc. (MRI), for print media, and Nielsen Netratings for the Web. Each service provides the ratings and audience delivery of media vehicles to help you determine whether, in fact, you met the goals of your plan. Other companies can access this data also, acting as third-party vendors of the information.

The kinds of questions the data can help you answer include what percentage of the target was reached by the media (and vehicles) that you used (reach), and how often, on average, was the target exposed to them? It is worth emphasizing again that these terms refer only to media exposure, and not to actual exposure to the ads themselves. They should therefore be thought of as *opportunities to see* your message. Many advertisers will discount, or “weight,” the exposure levels to account for this distinction, assuming, for example, that only half of the people reached by the media vehicle will actually see the ad. Or they may only look at the proportion of the target that is exposed a certain number of times (*effective reach*), as-

suming here that people will require several opportunities to see or hear your message before they in fact will do so.

---

### *Custom Research*

---

The importance of evaluating the plan once it has gone into effect cannot be underestimated. Only by doing so will you find out, first, whether you got what you (or your client) paid for, and second, whether the plan worked as you intended. It will provide invaluable help in preparing for next year's plan, too. Although, ultimately, the impact of the media plan, and the other elements of the marketing mix, is determined at the cash register, it is helpful to be able to analyze the individual parts to find out what is, or is not, working. Having said that, and acknowledging the truth to this chapter's opening comment by John Wanamaker, you should keep in mind that it is difficult to determine the precise effect of advertising media messages on consumers. We know *when* it is working, although we may not always know *how*.

For more sophisticated analyses of media's impact, econometric modeling can provide the answer. Here, as noted in chapter 6, complex statistical models analyze as many of the marketing mix variables as possible (depending on the category), to see what role advertising media play in generating sales (or other goals, such as awareness, consideration, or purchase intent). The models can look at everything from GRPs to distribution to weather patterns, and attempt to isolate the part that each plays in the mix.

Without evaluating how a media plan performs, we are left even more in the dark than when we began. In effect, it means that each time we create a plan, we end up recreating the wheel. This can lead you down two paths. Either the same plan is reproduced because it "seemed to work" (or at least, didn't cause any disasters). Or the plan is completely changed to see if that makes a difference in sales, or awareness, or attitudes. Both of these options are flawed. To continue doing exactly the same thing as before without knowing whether it is working, or if it could possibly be improved on, is detrimental to your product (and client), keeping them from performing at their best. Similarly, to overturn the plan without analyzing how it worked (or didn't work) means that you run the risk of losing the momentum your ads might have started to build, and jeopardizes your chances for success.

So although there is a strong temptation, once the media plan is completed and the ads are running, to file it away and move on to the next stage, the true media specialist will carry on the task through to the end. He or she is responsible for ensuring not only that the ads run as intended, but that they deliver what was planned. If these two evaluation tasks are carried out successfully, you will not only have a more satisfied client, but will have already taken an important step forward in preparing for next year's media plan.

---

### *Summary*

---

A completed media plan is really not final until it has been evaluated to see how it has performed. This should be done both before the plan is executed, by calculating estimates of reach and frequency that the plan should achieve, and afterward, through postbuy analyses to ensure that the ads ran as scheduled. If the messages did not air as intended and specified in the buys, it is up to the media specialist to obtain some type of compensation. Without these checks, there is no way of knowing whether this year's plan should be continued into the following year with or without modifications. And, although it is always difficult to pinpoint precisely the impact of advertising on sales, the process of evaluating the success or failure of the media plan in achieving the media, advertising, and marketing objectives will help the brand and the client know how to do better next year.

---

### *Checklist—Evaluating the Media Plan*

---

1. Have you performed reach and frequency analyses of the media plan before presenting it to the client?
2. Have you contacted clipping services or the print media themselves to determine that your ads ran as scheduled?
3. Are the postbuys for electronic media available to ensure that your ads ran as scheduled?
4. Do you have access to syndicated data such as Nielsen, Arbitron, MRI, and Netratings, for analysis of how your media vehicles actually performed against your target?
5. Do you have ideas on how your media plan can be improved for next year?

# *Key Resources*

AdCom  
700 West Hillsboro Boulevard  
Deerfield Beach, Florida 33441  
(954) 481-8380  
[www.cableratings.com](http://www.cableratings.com)  
TV audience measurement of local cable systems, using household meters and viewer surveys.

Advertising Age  
711 Third Avenue  
New York, NY 10017-4036  
(212) 210-0100  
[www.adage.com](http://www.adage.com)  
Industry trade journal, published weekly.

Advertising Research Foundation  
641 Lexington Avenue  
New York, NY 10022  
(212) 751-5656

[www.arfsite.org](http://www.arfsite.org)  
Industry research organization.

Adweek  
770 Broadway, 7th Floor  
New York, NY 10003  
(646) 654-5117  
[www.adweek.com](http://www.adweek.com)  
Industry trade journal, published weekly.

American Demographics  
470 Park Avenue South, 8th Floor  
New York, NY 10016  
(212) 545-3600  
[www.americandemographics.com](http://www.americandemographics.com)  
Monthly magazine that follows consumer trends.

Arbitron  
142 West 57th Street



New York, NY 10019-3300  
(212) 887-1300  
www.arbitron.com

Radio audience measurement company, using weekly listening diaries. Testing pager-type passive measurement of TV viewing and radio listening.

Audit Bureau of Circulations  
900 N. Meacham Road  
Schaumburg, IL 60173  
(847) 879-8368  
www.accessabc.com

Circulation auditing company for magazine and newspaper industry.

Claritas  
5375 Mira Sorrento Place, Suite 400  
San Diego, CA 92121  
(800) 866-6520  
www.claritas.com

Company offers computerized mapping system to display consumer, media, and lifestyle traits by geography.

Competitive Media Reporting  
685 Third Avenue, 4th Floor  
New York, NY 10017  
(212) 991-6000  
www.cmr.com

Measures advertisers' media spending across 11 media types.

Donovan Data Systems  
115 West 18th Street  
New York, NY 10011  
(212) 633 8100  
www.donovandata.com

Third-party processor of Nielsen TV audience data; also, major bill-payment system for advertising agencies.

Information Resources Inc.  
150 N Clinton St

Chicago, IL 60661-1402  
(312) 726-1221  
www.infores.com

Collects and reports consumer package goods sales using supermarket checkout data.

Interactive Market Systems  
770 Broadway, 15th Floor  
New York, NY 10003  
(646) 654-5981  
www.vnuims.com

Third-party media software company that provides media planning tools to assess multi-media audiences.

Intermedia Advertising Group  
393 Broadway, Suite 200  
New York, NY 10013  
(212) 965-9449  
www.iagr.net

Company measures audience ad recall and ad likeability of primetime TV ads via consumer web panel, Reward TV.

JD Power & Associates  
2625 Townsgate Road  
Westlake Village, CA 91361  
(805) 418-8000  
www.jdpa.com

Provides annual demographic, lifestyle, and media information linked to automotive industry.

Kantar Media Research  
230 Park Avenue South, Fifth Floor  
New York, New York 10003  
(212) 598-5500  
www.kantarmedia.com

Parent company to several audience research companies (Simmons, TGI) as well as software provider of media optimization systems (X-Pert, Supermidas).

- Marketing Resources Plus  
151 North Delaware Street, Suite 1940  
Indianapolis, IN 46204  
(800) 800-6070  
www.mrp.com  
Provider of media planning software for local market applications.
- Mediamark Research, Inc.  
650 Avenue of the Americas  
New York, NY 10011  
(212) 884-9257  
www.mediamark.nopworld.com  
Measures demographic, media, and lifestyle information among 40,000 adults per year. Used for target and audience analysis.
- Monroe Mendelsohn  
841 Broadway  
New York, NY 10003  
(212) 677-8100  
www.mmrsurveys.com  
Provides media, demographic, and lifestyle information for upper-income adults.
- Nielsen Media Research  
299 Park Avenue  
New York, NY 10171  
(212) 708-7500  
www.nielsenmedia.com  
Main provider of national and local television viewing information. National service based on national panel of 5,000 adults using people meters; local service based on household set meters (top 50 markets), and additional weekly viewing diaries (all 211 markets).
- Roper ASW  
205 East 42nd Street, 14th Floor  
New York, NY 10017  
(212) 599-0700  
www.roperasw.com  
Providers of consumer survey research on attitudes and opinions (Roper, Audits & Surveys), as well as studies of magazine ad effectiveness (Starch).
- Scarborough Research Corporation  
299 Park Avenue  
New York, NY 10171  
(212) 593-4100  
www.scarborough.com  
Measures demographic, media, and lifestyle information in 75 local markets.
- Simmons  
230 Park Avenue South, 5th Floor  
New York, NY 10003  
(616) 857-1335  
www.smr.com  
Collects demographic, media, and lifestyle information on 40,000 adults each year. Also offers special annual studies on children, teens, and Hispanics.
- Spectra Marketing  
200 West Jackson, Suite 2800  
Chicago IL 60606  
(312) 583-5100  
www.spectramarketing.com
- Standard Rate & Data Service  
1700 Higgins Road  
Des Plaines, IL 60018  
(800) 851-7737  
www.srds.com  
Collects and reports buy specification information on all major media categories.
- Strategy Research Corporation  
100 N.W. 37th Ave.  
Miami, Florida 33125

(305) 649-5400  
www.strategyresearch.com  
Specialized consumer research service for the Hispanic marketplace.

Telmar Information Services Corp.  
148 Madison Avenue  
New York, NY 10016  
(212) 725-3000  
www.telmar.com

Third-party media software company that provides media planning tools to assess multi-media audiences.

Yankelovich Partners  
200 W. Franklin Street  
Chapel Hill, NC 27516  
(919) 932-8600  
www.yankelovich.com

Consumer research company that offers annual trend studies on various demographic of lifestyle segments.

# *List of Media Organizations*

American Association of Advertising  
Agencies (AAAA)  
495 Lexington Avenue  
New York, NY 10174  
(212) 682-2500  
[www.aaaa.org](http://www.aaaa.org)

American Business Media  
675 Third Avenue  
New York, NY 10017  
[www.americanbusinessmedia.com](http://www.americanbusinessmedia.com)

American Marketing Association  
311 South Wacker Drive, Suite 5800  
Chicago, IL 60606  
[www.ama.org](http://www.ama.org)

Association for Interactive Marketing  
1430 Broadway, 8th Floor  
New York, NY 10018  
[www.imarketing.org](http://www.imarketing.org)

Association of National Advertisers  
(ANA)  
708 Third Avenue  
New York, NY 10017  
[www.ana.net](http://www.ana.net)

Audit Bureau of Circulations (ABC)  
900 North Meacham Road  
Schaumburg, IL 60173  
[www.accessabc.com](http://www.accessabc.com)

Cabletelevision Advertising Bureau  
(CAB)

830 Third Avenue  
New York, NY 10022  
[www.cabletvadbureau.com](http://www.cabletvadbureau.com)

Direct Marketing Association (DMA)

1120 Avenue of the Americas  
New York, NY 10036  
[www.the-dma.org](http://www.the-dma.org)

Interactive Advertising Bureau (IAB)

233 Fifth Avenue, 4th Floor  
New York, NY 10016  
[www.iab.net](http://www.iab.net)

International Advertising Association  
(IAA)

521 Fifth Avenue, Suite 1807  
New York, NY 10175  
[www.iaaglobal.org](http://www.iaaglobal.org)

Magazine Publishers of America

919 Third Avenue  
New York, NY 10022  
[www.magazine.org](http://www.magazine.org)

National Association of Broadcasters  
(NAB)

1771 N Street NW  
Washington DC 20036  
[www.nab.org](http://www.nab.org)

Newspaper Association of America  
(NAA)

1921 Gallows Road, Suite 600  
Vienna, VA 22182  
[www.naa.org](http://www.naa.org)

Outdoor Advertising Association of  
America (OAAA)

1850 M Street NW, Suite 1040

Washington DC 20036  
[www.oaaa.org](http://www.oaaa.org)

Point of Purchase Advertising Insti-  
tute (POPAI)

1660 L Street NW  
Washington DC 20036  
[www.popai.org](http://www.popai.org)

Promotion Marketing Association  
(PMA)

257 Park Avenue South, 11th Floor  
New York, NY 10010  
[www.pmalink.org](http://www.pmalink.org)

Radio Advertising Bureau (RAB)

1320 Greenway Drive #500  
Irving, TX 75038  
[www.rab.com](http://www.rab.com)

Syndicated Network Television Asso-  
ciation (SNTA)

220 East 42nd Street  
New York, NY 10017

Television Bureau of Advertising  
(TBA)

3 East 54th Street  
New York, NY 10022  
[www.tvb.org](http://www.tvb.org)

Traffic Bureau of Advertising (TBA)

420 Lexington Avenue, Suite 2520  
New York, NY 10170  
[www.tabonline.com](http://www.tabonline.com)

Yellow Pages Integrated Media Asso-  
ciation

Two Connell Drive, First Floor  
Berkeley Heights, NJ 07922  
[www.ypima.org](http://www.ypima.org)

---

## REFERENCES

---

- Abernathy, Avery M. "Advertising Clearance Practices of Radio Stations: A Model of Advertising Self-Regulation," *Journal of Advertising*, vol. 22, no. 3, September 1993, 15-26.
- Abernathy, Avery M. "The Information Content of Newspaper Advertising," *Journal of Current Issues and Research in Advertising*, vol. 14, no. 2, Fall 1992, 63-68.
- Aylesworth, Andrew B., and Scott B. MacKenzie, "Context is Key: The Effect of Program-Induced Mood on Thoughts about the Ad," *Journal of Advertising*, vol. 27, no. 2, Summer 1998, 17-32.
- Bhargava, Mukesh, Naveen Donthu, and Rosanne Caron. "Improving the Effectiveness of Outdoor Advertising: Lessons from a Study of 282 Campaigns," *Journal of Advertising Research*, vol. 34, no. 2, March/April 1994, 46-55.
- Broach, V. Carter Jr., Thomas R. Page, Jr., and R. Dale Wilson. "Television Programming and Its Influence on Viewers' Perceptions of Commercials: The Role of Program Arousal and Pleasantness," *Journal of Advertising*, vol. 24, no. 4, Winter 1995, 45-54.
- Bryce, Wendy J., and Richard F. Yalch. "Hearing versus Seeing: A Comparison of Consumer Learning of Spoken and Pictorial Information in Television Advertising," *Journal of Current Issues and Research in Advertising*, vol. 15, no. 1, Spring 1993, 1-20.

- Buchholz, Laura M. and Robert E. Smith. "The Role of Consumer Involvement in Determining Cognitive Response to Broadcast Advertising," *Journal of Advertising*, vol. 20, no. 1, 1991, 4-17.
- Cannon, Hugh M., and Edward A. Riordan. "Effective Reach and Frequency: Does It Really Make Sense?" *Journal of Advertising Research*, vol. 34, no. 2, March/April 1994, 19-28.
- Edwards, Steven, and Carrie La Ferle. "Cross Media Promotion of the Internet in Television Commercials," *Journal of Current Issues and Research in Advertising*, vol. 22, no. 1, Spring 2000, 1-12.
- Elliott, Michael T., and Paul Surgi Speck. "Consumer Perceptions of Advertising Clutter and Its Impact Across Various Media," *Journal of Advertising Research*, vol. 35, no. 3, May/June 1995, 29-42.
- Ephron, Erwin. "Recency Planning," *Journal of Advertising Research*, vol. 37, no. 4, July/August 1997, 61-65.
- Ephron, Erwin. "More Weeks, Less Weight: The Shelf Space Model of Advertising," *Journal of Advertising Research*, vol. 35, no. 3, May/June 1995, 18-24.
- Ephron, Erwin. "Point of View: Optimizers and Media Planning," *Journal of Advertising Research*, vol. 38, no. 4, July/August 1998, 47-56.
- Fernandez, Karen V., and Dennis L. Rosen. "The Effectiveness of Information and Color in Yellow Pages Advertising," *Journal of Advertising*, vol. 29, no. 2, Summer 2000, 59-72.
- Gibson, Lawrence D., "What Can One Exposure Do?" *Journal of Advertising Research*, vol. 36, no. 1, March/April 1996, 9-18.
- Ha, Louisa, and Barry R. Litman. "Does Advertising Clutter Have Diminishing and Negative Returns?" *Journal of Advertising*, vol. 26, no. 1, Spring 1997, 31-42.
- Homer, Pamela M. "Ad Size as an Indicator of Perceived Advertising Costs and Effort: The Effects on Memory and Perceptions," *Journal of Advertising*, vol. 24, no. 4, Winter 1995, 1-12.
- Jones, John Philip. *The Ultimate Secrets of Advertising*, Sage Publications 2002.
- Jones, John Philip. *When Ads Work*, Lexington Books, 1995.
- Jones, John Philip. "Single Source Research Begins to Fulfill Its Promise," *Journal of Advertising Research*, vol. 35, no. 3, May/June 1995, 9-17.
- Kamins, Michael A., Lawrence J. Marks, and Deborah Skinner. "Television Commercial Evaluation in the Context of Program Induced Mood: Congruency versus Consistency Effects," *Journal of Advertising*, vol. 20, no. 2, June 1991, 1-14.
- Krugman, Herbert E., "Memory Without Recall, Exposure Without Perception," *Journal of Advertising Research*, vol. 40, no. 6, November/December 2000, 49-54.
- Lee, Barbara, and Robert S. Lee. "How and Why People Watch TV: Implications for the Future of Interactive Television," *Journal of Advertising Research*, vol. 35, no. 6, November/December 1995, 9-18.

- Leigh, James H. "Information Processing Differences Among Broadcast Media: Review and Suggestions for Research," *Journal of Advertising*, vol. 20, no. 2, June 1991, 71-76.
- Lochse, Gerald L. "Consumer Eye Movement Patterns on Yellow Page Advertising," *Journal of Advertising*, vol. 26, no. 1, Spring 1997, 61-73.
- Longman, Kenneth A., "If Not Effective Frequency, Then What?" *Journal of Advertising Research*, vol. 37, no. 4, July/August 1997, 44-50.
- Lord, Kenneth R., and Robert E. Burnkrant, "Attention versus Distraction: The Interactive Effect of Program Involvement and Attentional Devices on Commercial Processing," *Journal of Advertising*, vol. 22, no. 1, March 1993, 47-60.
- Lord, Kenneth R., and Sanjay Putrevu. "A Comparison of Consumer Responses to Different Promotional Formats," *Journal of Current Issues and Research in Advertising*, vol. 20, no. 2, Fall 1998, 1-18.
- Miller, Darryl W., and Lawrence J. Marks. "Mental Imagery and Sound Effects in Radio Commercials," *Journal of Advertising*, vol. 21, no. 4, December 1992, 83-94.
- Naples, Michael J., "Effective Frequency - Then and Now," *Journal of Advertising Research*, vol. 37, no. 4, July/August 1997, 7-13.
- Norris, Claire E., and Andrew M. Colman. "Context Effects on Recall and Recognition of Magazine Advertisements," *Journal of Advertising*, vol. 21, no. 3, September 1992, 37-46.
- Olsen, G. Douglas. "Creating the Contrast: The Influence of Silence and Background Music on Recall and Attribute Importance," *Journal of Advertising*, vol. 24, no. 4, Winter 1995, 29-44.
- Osborne, Lawrence. "Consuming Rituals," *New York Times Magazine*, January 13, 2002, 28-31.
- Smith, Robert E., and Laura M. Buchholz. "Multiple Resource Theory and Consumer Processing of Broadcast Advertisements: An Involvement Perspective," *Journal of Advertising*, vol. 20, no. 3, September 1991, 1-8.
- Speck, Paul Surgi, and Michael T. Elliott. "Predictors of Advertising Avoidance in Print and Broadcast Media," *Journal of Advertising*, vol. 26, no. 2, Summer 1997, 61-76.
- Stapel, Jan. "Recall and Recognition: A Very Close Relationship," *Journal of Advertising Research*, vol. 38, no. 4, July/August 1998, 41-46.
- Speck, Paul Surgi, and Michael T. Elliott. "The Antecedents and Consequences of Perceived Advertising Clutter," *Journal of Current Issues and Research in Advertising*, vol. 19, no. 2, 1997, 39-54.
- Srinivasan, Srinivasa S., Robert P. Leone, and Francis J. Mulhern. "The Advertising Exposure Effect of Free Standing Inserts," *Journal of Advertising*, vol. 24, no. 1, Spring 1995, 29-40.
- Statistical Research, Inc. Imagery Transfer Study, 1999.
- Tavassoli, Nader T., Clifford J. Shultz II, and Gavan J. Fitzsimons. "Program Involvement: Are Moderate Levels Best for Ad Memory and Attitude Toward



- the Ad?" *Journal of Advertising Research*, vol. 35, no. 5, September/October 1995, 61-72.
- Tolley, Stuart. "A Study of National Advertising's Payout: Image Ads in Newspaper ROP," *Journal of Advertising Research*, vol. 33, no. 5, September/October 1993, 11-20.
- Yi, Youjae. "Contextual Priming Effects in Print Advertisements: The Moderating Role of Prior Knowledge," *Journal of Advertising*, vol. 22, no. 1, March 1993, 1-10.
- Tellis, Gerard. "Effective Frequency: One Exposure or Three Factors," *Journal of Advertising Research*, vol. 37, no. 4, July/August 1997, 75-80.

---

# INDEX

---

## A

Addressable TV, 61  
Advertising  
  message, 2  
  objective, 36  
  scheduling, 127-128  
Advertising, television  
  benefits of, 63  
  drawbacks, 64  
  research, 67  
Advertising-to-sales ratio, 21  
Affective stage, 36  
Affiliate, 54  
Affiliate marketing, 94, 162  
Aided survey, 13  
Allotment, 162  
Allowance, 6  
Alternative communication, 97  
Alternative media plan  
  increased-spending, 141  
  reduced-spending, 143  
  changing media, 146  
  changing targets, 145  
AM (Amplitude Modulation), 68

## Analysis

  pre-plan, 166  
  post-buy, 167  
Annual report, 24  
*As It Falls*, 150  
Audience, *see also* Target audience  
size, 117  
  for magazine, 116  
  for newspaper, 118  
  in radio, 113  
  for television, 103, 112  
Audiotext service, 98  
Audit Bureau of Circulation, 116  
Average circulation, 116  
Average Quarter Hour (AQH), 113  
Awareness, 37

## B

Banners, 93, 120  
BDI (Brand Development Index), 28  
Billboard advertising, 87  
  benefits to advertiser, 90  
  buy, 161  
  considerations, 119

drawbacks, 91  
research, 92

Brand, 11  
dynamic, 46  
loyalty, 38  
message, 37  
search, 38  
selection, 38  
trend, 23-24

Brand development index (BDI), 28

Brand-awareness research, 13

Break time, for placing spot, 66

Budget (*see also* Cost), 31

Burst, 127

Business-to-business magazine, 84

Buy  
Internet, 162  
magazine, 152  
newspaper, 154  
outdoor, 161  
radio, 159  
television, 155  
television, local, 159

Buying function, 7

**C**

Cable television, 57  
buying time on, 158  
system, 57

Campaign timing, 31-32, 46

Category dynamics, 46

Category development index (CDI), 28

Category-specific criteria, 46

CDI (Category development index), 28

Channel capacity, 58

Checklist

Creating the Plan, 138  
Developing Optimal Media Objectives, 48  
Evaluating the Media Plan, 170  
Exploring the Major Media, 101  
Making the Media Buys, 163  
Media in the Marketing Context, 33  
Offering Alternatives, 151  
Terms, Calculations, and Considerations, 121

Checkout counter, 99

Circulation  
of magazine, 76, 116  
of newspaper, 119

Clipping service, 25

Click-through, 95

Clutter, of spots, 65, 93

Cognitive stage, 36

Commercial, 111

Communication objective, 45-46

Comparison advertising, 12

Competition, 19-31

Competitive Media Reporting, 24

Composition, in magazine, 115

Conative stage, 36

Consumer  
definition, 4  
preference, 38

Consumer decision-making process, 36

Consumer magazine, 83

Consumer merchandising, 131

*Consumer Reports*, 3

Contest, 6

Continuity, 127

Controlled circulation, 116

Cookie, 93

Corporate sponsor, 99

Cost, 31  
of plan, 129-130  
in radio, 73  
of TV advertising, 64

Cost effectiveness, 45

Cost efficiency, 129-130

Cost per rating point (CPP), 111, 129

Cost per thousand (CPM), 110, 129, 158, 162

Coverage,  
in magazine, 115  
of newspaper, 119  
of television, 158

CPM (cost per thousand), 110, 9, 158, 162

Creative, requirement, 47

Cultural change, 22

Cume rating, 114

**D**

Data source, 43

Daypart, 52, 68, 113

Decision-making process, 14, 36

Definition, of key terms, 103-122

Demographic, 42

Designated Market Area (DMA), 114

Development index, 28

Direct mail, 24

Discount in advertising, 152

Distribution, 10

DMA (Designated Market Area), 114

Double-spotting, 128

Duplication figure, 104

**E**

Econometric modeling, 169

Editorial, 80

Effective frequency, 47, 108

Electronic media, 2

Ethnography, 14

Evaluation, of media plan, 166

Exposure distribution, 109

Exposure time, in TV, 65

## F

Farm magazine, 83-84

Federal Communications Commission, 22

Flighting, 127

FM (Frequency Modulation), 68

Focus group, 14

Format, 52, 69

Four Ps, 9

Fragmentation, 75

Free-standing insert (FSI), 78

Frequency, 47

in radio, 73, 106, 126

Frequency planning, 109-110, 129

Funding, government, 7

## G

Geographic media decision, 27

Geographic skew, 28

Goal, marketing, 35

Government funding, 7

Gross impression, 105-106

Gross rating point (GRP), 104  
showing, 120

GRP, *see* Gross rating point

Guaranteed rating, 156

## H

Historical data, 17

HTML, 92

## I

Imagery transfer, 72

Incentive, 30

Independent television station, 55

Inflation, 23

In-program time, 66

In-store advertising, 99

Interactive TV, 62, 65

Interconnect, 58

Interstitial, 96, 120

Issue life, 86

## K

Keyword, 120,

## L

Lead time, in magazine, 87

*Little America*, 150

Local radio buy, 159

Local television buy, 159

Location, for billboard, 90

Long-term buy, 155

## M

Magazine, 83

benefits to advertiser, 84

drawbacks to advertiser, 86

research, 89

Magazine Authorization, 154

Magazine buy, 152

Make-good, 158

Market share, 30

Marketing, goal of, 9

Marketing mix, 9

Marketing objective, 35

Marketplace, and relationship to brand, 17-18

Media

as communication, 47

categories, 51

objective, 34-35

objectives, establishing, 41

preference, 17

role in business, 3

strategy (*see also* Media plan), 123-139

target, 43

tasks in, 7

types of, 2

vehicle, 105

vs. communications, 4

working with advertising, 5

Media buy, 152-164

Media buyer, 7

Media plan,

example, 133

Media planner, 7, 10

Media seller, 7

Media weight (GRP), 104

Medium, definition of (*see also* Media), 1

Merchandising, 152

Message life, in radio, 75

Metro Survey Area, 114

MSO (Multiple System Operator),

Multiple System Operator (MSO), 57

## N

Narrowcasting, 58

Need, 36

Negotiating process, for local TV, 159  
Network (national) advertising, in radio, 69  
Network television, 54  
Newspaper, 76  
    benefits to advertiser, 78  
    buy, 154  
    drawbacks, 81  
    research, 82  
Newspaper Authorization, 155  
Nielsen Monitor Plus, 24

## O

Objective, for media plan, 34-35  
Off-network program, 56  
Oligopoly, 24  
Opportunistic buy, 157  
Opportunity to see, 168  
Opt-in email, 94, 162  
Optimizer, 149  
Outdoor advertising, 87  
    benefits to advertiser, 90  
    buy, 161  
    drawbacks, 91  
    research, 92  
Outdoor Authorization, 162  
Outdoor showing, 120, 161-162

## P

Painted bulletin, 88  
Panel, size considerations, 88, 161  
Passalong readership, 86  
Pay-per-view (PPV), 61  
Persons Using Radio (PUR), 114  
Persons Using Television (PUT), 114  
Place (distribution), 10  
Pod, 66  
Pop-up ads, 95  
Positioning, in magazine, 117, 152  
Post-buy analysis, 167  
Poster panel, 88  
    size considerations, 161  
PPV (Pay-per-view), 61  
Pre-plan analysis, 166  
Preference, for brand, 38  
Presentation, of media plan, 132  
Press release, 6  
Price, 10  
Pricing discrepancy, 30  
Print media, 2  
Product  
    awareness, 37  
    category, 11, 18  
    category trends, 19-20

    size, 16-17  
    usage qualification, 42  
Production, 17  
Promotion, 10  
Promotional message, 30  
Psychographics, 43  
Public broadcasting, 3  
Public Broadcasting Marketing, 7  
Public relations, 6  
Publicity, 6  
Purchase behavior, 39  
Purchase cycle, 16  
Purchasing, in radio, 159  
PVR, 62

## R

Radio, 67  
    benefits to advertisers, 72  
    buy, 159  
    drawbacks, 74  
    research, 75  
Rate base, 116-117  
Rate card, 152  
Rating, 104  
Rating, aggregate, 113  
Reach, 94, 97, 126, 155  
Reader involvement, 84-85  
Readership  
    of magazine, 117  
    of newspaper, 119  
Reduced spending, 143  
Rep firm, 57  
Research, brand-awareness, 12  
Rich media, 93  
Roadblocking, 128  
ROS (Run of schedule), 159, 160, 168

## S

Sales trend, 20, 22  
Satisfaction, 39  
Satellite radio, 71  
Satellite TV, 60  
SAU, 154  
Scatter market, 156-157  
Scheduling, 127-128  
Search process, 38  
Secondary target audience, 142, 145  
Selection process, 38  
Share of market, 25  
Share of requirement, 25  
Showing, 120, 161-162  
Single copy, 116  
Size, of product, 16-17

Social change, 22  
 Specialization, in magazines, 83  
 Sponsorship, 99  
 Spot advertising  
   in radio, 70  
   in television, 57  
 Standard Ad Unit (SAU), 154  
 Station representative firm (rep firm), 57  
 Strategy, for media, 123-139  
 Streaming audio, 71  
 Subscription, 116  
 Super Bowl, cost of advertising in, 64  
 Survey, unaided and aided, 13  
 Syndicated program, 55  
 Syndication,  
   buying time, 158  
   program clearance, 55

## T

Target audience, 42-43  
 Target rating points (TRP), 104  
 Television, 52  
   benefits to advertiser, 63  
   buy, 157  
   drawbacks, 64  
   research, 67  
 Television, forms of,  
   cable, 57  
   network, 54  
   new forms, 61  
   satellite, 60  
   spot, 56  
   syndication, 55  
 Test  
   translation, 131

Testing, 131  
 Time Spent Listening (TSL), 114  
 Timing, 31-32  
   of campaign, 46  
 Tonnage, 160  
 Total Schedule Cost, 111  
 Total Survey Area, 114  
 Trade association, 20  
 Trade merchandising, 130  
 Trade promotion, 30  
 Trend, of product category, 19-23  
 Turnover, 114

## U

Unaided recall, 13  
 Unwired network, 57  
 Upfront marketplace, 155-156  
 Use, 39

## V

Vertical programming, 159  
 Viewers per viewing household (VPVH or  
   VPTH), 112  
 Volume, in advertising, 118

## W

Wearout, 65

## Y

Yellow Pages, 97