

VICTORIA UNIVERSITY




3 1761 03725 3150






THE LIBRARY  
of  
VICTORIA UNIVERSITY  
Toronto











THE LOEB CLASSICAL LIBRARY

FOUNDED BY JAMES LOEB

EDITED BY

G. P. GOOLD

PREVIOUS EDITORS

T. E. PAGE

E. CAPPS

W. H. D. ROUSE

L. A. POST

E. H. WARMINGTON

HIPPOCRATES

VIII

LCL 482

THE JOHN CLAYTON LIBRARY

UNIVERSITY OF CHICAGO

1900

1900

1900

1900

1900

1900

LIBRARY

VII

1900

# HIPPOCRATES

## VOLUME VIII

EDITED AND TRANSLATED BY

PAUL POTTER



HARVARD UNIVERSITY PRESS

CAMBRIDGE, MASSACHUSETTS

LONDON, ENGLAND

1995

126  
H3A  
1973  
V.8

Copyright © 1995 by the President and Fellows  
of Harvard College  
All rights reserved

H3P-6224  
*Library of Congress Cataloging-in-Publication Data*

Hippocrates.

(The Loeb classical library)

Vol. 8 with an English translation by Paul Potter.

ISBN 0-674-99531-7

1. Hippocrates — Translations into English.

2. Medicine, Greek and Roman.

III. Potter, Paul, 1944— . IV. Title. V. Series.

PA3612.H65 1923 610 23-12030

*Typeset by Chiron, Inc, Cambridge, Massachusetts.  
Printed in Great Britain by St Edmundsbury Press Ltd,  
Bury St Edmunds, Suffolk, on acid-free paper.  
Bound by Hunter & Foulis Ltd, Edinburgh, Scotland.*

## CONTENTS

INTRODUCTION	1
BIBLIOGRAPHY	5
NOTE ON TECHNICAL TERMS	10
PLACES IN MAN	13
GLANDS	103
FLESHES	127
PRORRHETIC I	167
PRORRHETIC II	213
PHYSICIAN	295
USE OF LIQUIDS	317
ULCERS	339
HAEMORRHOIDS	377
FISTULAS	390
INDEX	409

CONTENTS

INTRODUCTION	1
PREFACE	3
NOTICE TO CONTRIBUTORS	5
EDITORIAL BOARD	7
CLASSIFICATION	9
TERMINOLOGY	11
ABBREVIATIONS	13
REFERENCES	15
INDEX	17



## INTRODUCTION

The ten treatises in this volume fall naturally into three groups.<sup>1</sup>

The works in the first group *Places in Man*, *Glands*, and *Fleshes* are monographs, each presenting a general account of the origin, structure, and function of particular parts of the human body, along with comments on disturbances of function and the origin of diseases. All three writers make effective use of observations drawn from common experience and from clinical practice, and of explanatory hypotheses deriving ultimately from contemporary philosophical thought, in constructing their systems.

The two books of *Prorrhethics* contribute to the art of prognosis, the prediction of disease outcome. *Prorrhetic I* is a collection of 170 short independent chapters which enumerate clinical signs and give their prognostic values in specific diseases. Individual cases are sometimes mentioned, and the writer occasionally poses questions. *Prorrhetic II* is a monographic treatment of the art of medical prediction, beginning with an account of its usefulness, its limits, and its frequent abuse, and then going on to a

<sup>1</sup> The individual works are analysed in more detail in their particular introductions.

## INTRODUCTION

detailed discussion of how the practitioner can best understand and profit from the signs that appear in a large selection of specific diseases.

The third group consists of five practical manuals on specific facets of Hippocratic surgical practice. *Physician* outlines professional behaviour, and gives instructions on setting up an office and on the performance of bandaging, incising, and cautery. *Use of Liquids* discusses the external application of fresh water, salt water, vinegar and wines. *Ulcers* lays down the principles and practice by which external lesions are to be evaluated and healed. *Haemorrhoids* and *Fistulas* summarize the pathology and treatment of haemorrhoids and condylomas, and of fistula in ano and its complications, respectively.

### *Manuscript Tradition*

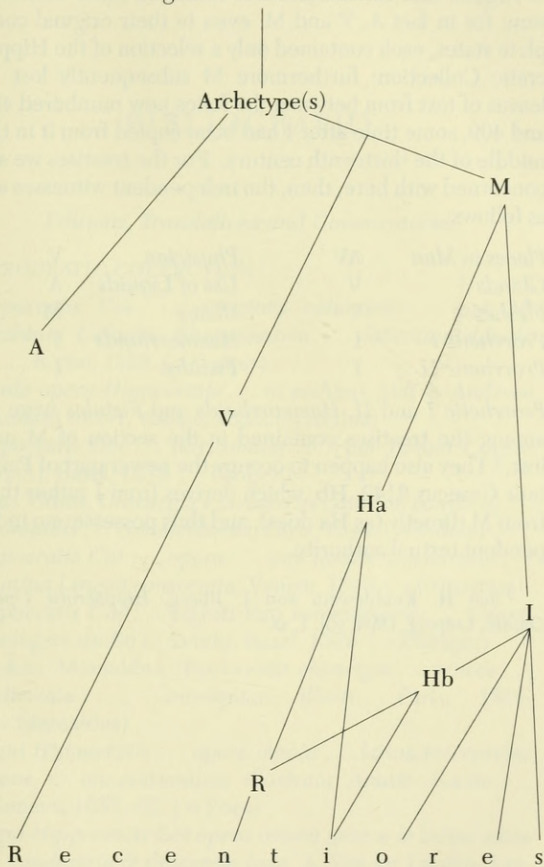
A = Parisinus Graecus 2253	XI c.
V = Vaticanus Graecus 276	XII c.
M = Marcianus Venetus Graecus 269	X/XI c.
I = Parisinus Graecus 2140	XIII c.
H = Parisinus Graecus 2142	Ha (older part) <sup>2</sup> XII/XIII c.
	Hb (newer part) XIV c.
R = Vaticanus Graecus 277	XIV c.
Recentiores = approximately 20 manuscripts	XV/XVI c.

The *stemma codicum* appearing as Fig. 1 provides an overview of the interdependencies among the manuscripts containing the works in this volume. This is not, however,

<sup>2</sup> Folios 46, 49, 55–78 and 80–308; see A. Rivier, *Recherches sur la tradition manuscrite du traité hippocratique "De morbo sacro,"* Berne, 1962, pp. 97 ff.

# INTRODUCTION

Fig. 1: *Stemma Codicum*



## INTRODUCTION

to suggest that the ten treatises share the same transmission: for in fact A, V and M, even in their original complete states, each contained only a selection of the Hippocratic Collection; furthermore M subsequently lost 72 leaves of text from between the folios now numbered 408 and 409, some time after I had been copied from it in the middle of the thirteenth century. For the treatises we are concerned with here, then, the independent witnesses are as follows:

<i>Places in Man</i>	AV	<i>Physician</i>	V
<i>Glands</i>	V	<i>Use of Liquids</i>	A
<i>Fleshes</i>	V	<i>Ulcers</i>	M
<i>Prorrhetic I</i>	I	<i>Haemorrhoids</i>	I
<i>Prorrhetic II</i>	I	<i>Fistulas</i>	I

*Prorrhetic I* and *II*, *Haemorrhoids* and *Fistulas* were all among the treatises contained in the section of M now lost.<sup>3</sup> They also happen to occupy the newer part of Parisinus Graecus 2142, Hb, which derives from I rather than from M directly (as Ha does), and thus possesses no independent textual authority.

<sup>3</sup> See H. Kuehlewein and J. Ilberg, *Hippocratis Opera Omnia*, Leipzig, 1894, vol. 1, xx.

## BIBLIOGRAPHY

### *Editions, Translations and Commentaries*

#### HIPPOCRATIC COLLECTION

*Hippocratis Coi ... octoginta volumina ... per M. Fabium Calvum, Rhavennatem ... latinitate donata ...*, Rome, 1525. (= Calvus)

*Omnia opera Hippocratis ... in aedibus Aldi & Andreae Asulani soceri*, Venice, 1526. (= Aldina)

*Hippocratis Coi ... libri omnes ... [per Ianum Cornarium]*, Basel, 1538. (= Froben)

Vidus Vidius, *Chirurgia e Graeco in Latinum conversa ... nonnullis ... commentariis*, Paris, 1544. (= Vidius)

*Hippocratis Coi ... opera ... per Ianum Cornarium ... Latina Lingua conscripta*, Venice, 1546. (= Cornarius)

*Hippocratis Coi ... viginti duo commentarii ... Theod. Zvingeri studio & conatu*, Basel, 1579. (= Zwinger)

Stephan. Manialdus, *Hippocratis chirurgia ... graece ... latinitate ... commentar. illustr.*, Paris, 1619. (= Manialdus)

*Magni Hippocratis ... opera omnia ... latina interpretatione & annotationibus illustrata Anutio Foesio ...*, Geneva, 1657-62. (= Foes)

*Magni Hippocratis Coi opera omnia graece & latine edita ... industria & diligentia Joan. A. Vander Linden*, Lei-

## BIBLIOGRAPHY

- den, 1665. (= Linden)
- Hippocratis Coi et Claudii Galeni Pergameni ... opera ... Renatus Charterius ... edidit*, Paris, 1679.  
(= Chartier)
- Hippocratis opera omnia ... studio et opera Stephani Mackii ...*, Vienna, 1743–49. (= Mack)
- J. F. K. Grimm, *Hippokrates Werke aus dem griechischen ...*, Altenburg, 1781–92. (= Grimm)
- C. G. Kühn, *Magni Hippocratis Opera omnia ...*, Leipzig, 1825–27. (= Kühn)
- Fr. Adams, *Genuine Works of Hippocrates translated from the Greek*, London, 1849. (= Adams)
- E. Littré, *Oeuvres complètes d'Hippocrate*, Paris, 1839–61. (= Littré)
- Ch. Daremberg, *Oeuvres choisies d'Hippocrate*, second edition, Paris, 1855. (= Daremberg)
- F. Z. Ermerins, *Hippocratis ... reliquiae*, Utrecht, 1859–64. (= Ermerins)
- C. H. Th. Reinhold, *Ἱπποκράτης / Ψευδωνύμως Ἱπποκράτεια*, Athens, 1865–67. (= Reinhold)
- J. E. Petrequin, *Chirurgie d'Hippocrate*, Paris, 1877–78. (= Petrequin)
- R. Fuchs, *Hippokrates, sämtliche Werke. Ins Deutsche übersetzt ...*, Munich, 1895–1900. (= Fuchs)
- J. L. Heiberg, *Hippocratis ... De medico ... De liquidorum usu ...*, Corpus Medicorum Graecorum I 1, Leipzig and Berlin, 1927. (= Heiberg)
- R. Joly, *Hippocrate, ... De l'usage des liquides*, Budé VI(2), Paris, 1972. (= Joly)
- R. Joly, *Hippocrate, Des lieux dans l'homme, Du système des glandes, Des fistules, Des hémorroïdes, ... Des chairs ...*, Budé XIII, Paris, 1978. (= Joly)

## BIBLIOGRAPHY

### OTHER AUTHORS

- I. E. Drabkin, *Caelius Aurelianus On Acute Diseases and On Chronic Diseases*, Chicago, 1950. (= Caelius)  
Max Wellmann, *Pedanii Dioscuridis . . . De materia medica*, Berlin, 1906–1914. (= Dioscorides)  
E. Nachmanson, *Erotiani Vocum hippocraticarum collectio*, Gothenburg, 1918. (= Erotian)  
E. Nachmanson, *Erotianstudien*, Uppsala, 1917. (= Nachmanson)  
C.G. Kühn, *Claudii Galeni Opera omnia . . .*, Leipzig, 1825–1833. (= Galen)  
Ch. Daremberg and Ch. E. Ruelle, *Oeuvres de Rufus d'Ephèse*, Paris, 1879. (= Rufus)

### General Works

- Gerhard Baader and Rolf Winau (edd.), *Die hippokratischen Epidemien. Verhandlungen des V<sup>e</sup> Colloque International Hippocratique*, Stuttgart, 1989. (= *Sudhoffs Archiv*, Beiheft 27)  
Louis Bourgey, *Observation et expérience chez les médecins de la Collection hippocratique*, Paris, 1953.  
L. Bourgey and J. Jouanna (edd.), *La Collection hippocratique et son rôle dans l'histoire de la médecine. Colloque de Strasbourg*, Leiden, 1975.  
S. Byl, "Les dix dernières années (1983–1992) de la recherche hippocratique", *Centre Jean-Palmerie: Lettre d'informations*, no. 22 (May 1993), pp. 1–39.  
B. Celli, *Bibliografía Hipocrática*, Caracas, 1984.  
Hans Diller, *Kleine Schriften zur antiken Medizin*, Berlin/New York, 1973.  
Ludwig Edelstein, "Hippokrates", in *Paulys Real-Ency-*

## BIBLIOGRAPHY

- clopédie der classischen Altertumswissenschaft*, Supplement 6, Stuttgart, 1935. (cols. 1290–1345)
- Gerhard Fichtner, *Corpus Hippocraticum. Verzeichnis der hippokratischen und pseudohippokratischen Schriften*, second edition, Tübingen, 1990.
- Hellmut Flashar (ed.), *Antike Medizin*, Darmstadt, 1971. (Wege der Forschung, vol. 221)
- M. D. Grmek (ed.), *Hippocratica. Actes du Colloque hippocratique de Paris*, Paris, 1980.
- Mirko D. Grmek, *Les maladies à l'aube de la civilisation occidentale*, Paris, 1983.
- Beate Gundert, "Parts and their Roles in Hippocratic Medicine", *ISIS*, vol. 83 (1992), pp. 453–465.
- William Arthur Heidel, *Hippocratic Medicine. Its Spirit and Method*, New York, 1941.
- Robert Joly, *Le niveau de la science hippocratique*, Paris, 1966.
- Robert Joly (ed.), *Corpus Hippocraticum. Actes du colloque hippocratique de Mons*, Mons, 1977.
- Jacques Jouanna, *Hippocrate*, Paris, 1992.
- Pedro Laín Entralgo, *La medicina hipocrática*, Madrid, 1970.
- Volker Langholf, *Medical Theories in Hippocrates. Early Texts and the 'Epidemics'*, Berlin/New York, 1990.
- François Lasserre and Philippe Mudry (edd.), *Formes de pensée dans la Collection hippocratique. Actes du IV<sup>e</sup> Colloque International Hippocratique*, Geneva, 1983.
- G. E. R. Lloyd (ed.), *Hippocratic Writings*, Harmondsworth, 1978.
- Iain M. Lonie, *The Hippocratic Treatises "On Generation" "On the Nature of the Child" "Diseases IV". A Commentary*, Berlin/New York, 1981.



## BIBLIOGRAPHY

- J. A. López Férez (ed.), *Tratados hipocráticos. Actas del VII<sup>e</sup> Colloque International Hippocratique*, Madrid, 1992.
- G. Maloney and R. Savoie, *Cinq cents ans de bibliographie hippocratique. 1473–1982*, Quebec, 1982.
- Gilles Maloney and Winnie Frohn, *Concordance des oeuvres hippocratiques*, 5 vols., Quebec, 1984. (Repr. Hildesheim, 1986)
- Paul Potter, *Short Handbook of Hippocratic Medicine*, Quebec, 1988.
- Paul Potter, Gilles Maloney and Jacques Desautels (edd.), *La maladie et les maladies. Actes du VI<sup>e</sup> Colloque International Hippocratique*, Quebec, 1990.
- Wesley D. Smith, "Galen on Coans versus Cnidians", *Bulletin of the History of Medicine*, vol. 47 (1973), pp. 569–585.
- Owsei Temkin, "Der Systematische Zusammenhang im Corpus Hippocraticum", *Kyklos*, vol. 1 (1928), pp. 8–43.
- Antoine Thivel, *Cnide et Cos? Essai sur les doctrines médicales dans la Collection hippocratique*, Paris, 1981.

Supplementary bibliographical information is to be found in the introductions to the individual treatises.

## NOTE ON TECHNICAL TERMS

The following terms require some explanation as they cannot be rendered simply and precisely into English.

ἀπόστασις/apostasis: the process of recovery from a disease is often associated with the collection and removal of morbid humours (peccant material) from the ailing part of the body, an apostasis. Cf. *Regimen in Acute Diseases (Appendix)* 39: "All diseases are resolved through either the mouth, the cavity, or the bladder; sweating is a form of resolution common to them all." The moment of this resolution by apostasis generally represents the disease's "crisis".

ἔλκος/helkos : the meaning of the term is wider than any single English term, and includes any discontinuity of tissue, whether internal or external, inflamed or livid, traumatic or spontaneous; possible translations include "sore", "ulcer", "wound" or simply "lesion". The Hippocratic treatise traditionally named *Ulcers* (περὶ ἐλκῶν) is in fact an account not of the pathological phenomenon "ulcer" in the strict dictionary sense, but rather of surface lesions of all types.

κοιλίη/cavity: generally the thorax and/or abdomen is meant, but more frequently the gastro-intestinal tract.

## TECHNICAL TERMS

Anything a person feels to be “high up” or that involves nausea or vomiting is imagined to be in the “upper cavity”, anything felt to be “low down” or that has a relationship to defecation is in the “lower cavity”. The term “cavity” can also be applied to other hollows in the body, e.g. in bones.

*φλεγμαίνειν/phlegmainein*: either “to form phlegm”, “to swell up”, or “to become inflamed”; in many passages it is impossible to tell which of these three is meant.

*φλέψ/vessel*: generally a blood vessel, whether artery or vein, but occasionally some other tube such as the ureter.

... of the ...  
... in ...  
... of the ...  
... in ...

... of the ...  
... in ...

... of the ...  
... in ...

... of the ...  
... in ...

... of the ...  
... in ...

... of the ...  
... in ...

... of the ...  
... in ...

... of the ...  
... in ...

## PLACES IN MAN

PLACES IN MAN

## INTRODUCTION

Erotian lists this work in his preface among the therapeutic works, and includes thirty-two words from it in his *Glossary*<sup>1</sup>; four of these glosses cite Bacchius of Tanagra, suggesting that the treatise was already considered Hippocratic by the third century B.C.<sup>2</sup>

Galen's *Glossary* contains several words referable to *Places in Man*, five with explicit references (ὡς) ἐν τῷ περὶ τόπων τῶν κατὰ ἄνθρωπον.<sup>3</sup> Galen also quotes many times from the treatise in his other writings, often however without naming his source.<sup>4</sup>

Caelius Aurelianus' (fifth century) Latin translation of Soranus' *Chronic Diseases* refers directly to ch. 22 of *Places in Man* in discussing the treatment of sciatica: "Hippocrates in his book *On Places* employs cupping without scarification. He also prescribes the drinking of hot drugs."<sup>5</sup> The continued visibility of *Places in Man* in the Middle Ages is attested by its citation by the Byzan-

<sup>1</sup> Erotian p. 9; see Nachmanson pp. 331-39.

<sup>2</sup> Erotian A58, Γ8, K18 and M9.

<sup>3</sup> Galen vol. 19, 74 ἀλαῖα φθίσις; 19, 103 θηρίον; 19, 107f. κάμμορον; 19, 114 κρημνοί; and 19, 118 λεπτά.

<sup>4</sup> For a detailed study of Galen's ambivalent attitude to *Places in Man* see Schubring pp. 61-70.

<sup>5</sup> Caelius pp. 920f.

## PLACES IN MAN

tine excerptor of Rufus of Ephesus's *Names of the Parts of the Body*.<sup>6</sup>

*Places in Man* is organized as follows:

- 1: Introduction
- 2-8: Human anatomy and physiology, with particular emphasis on the brain and organs of sensation, the blood vessels and cords, and the bones and joints.
- 9-15: Fluxes and their causes: the seven cardinal fluxes from the head to the nostrils, ears, eyes, chest, spinal marrow, vertebrae, and joints.
- 16-40: The origin and treatment of specific diseases: e.g. pleurisy, internal suppuration, consumptions, sciatica, dropsies, fevers, jaundice, malignant ulcer, and angina. These chapters vary widely in form and content, lacking the more regular pattern (name; symptoms; course; prognosis; treatment) followed in *Affections, Diseases I-III* and *Internal Affections*.
- 41-46: General principles of medicine: e.g. the roles of "similar" and "opposites" in disease causation and treatment; the modes of action of medications; the meaning of "good luck" in medical practice.
- 47: Diseases of Women.

Throughout its somewhat irregular course, *Places in Man* exhibits a unity of viewpoint and purpose centred around a number of principles enunciated in its early chapters:

- (i) The best medical treatment is that based upon an

<sup>6</sup> Rufus p. 235; see also Schubring pp. 70f.



## PLACES IN MAN

understanding of how diseases arise in the body.

(ii) This understanding begins with a knowledge of normal structure and function, followed by an acquaintance with disease processes and mechanisms.

(iii) All parts of the body are interrelated and interdependent. Diseases often migrate from one part to another.

(iv) Fluxes of internal fluids play a central role in disease causation.

(v) Disease processes often commence from some excess or imbalance of temperature, moisture, or particular substance.

(vi) No simple rules exist by which a physician can know in each case how to act; variability of individual constitution, climate, and geography all affect health and disease.

*Places in Man* is included in all the standard collected editions and translations, including Zwinger, and has been the object of a number of special studies,<sup>7</sup> of which the two most recent are: K. Schubring, *Untersuchungen zur Überlieferungsgeschichte der hippokratischen Schrift "De locis in homine"*, Berlin, 1941<sup>8</sup> (= Schubring); and Robert Joly's Budé edition. Joly includes in his introduction a detailed study, with references, of the many questions that have occupied the attention of scholars regarding the treatise: unity of authorship; medical theories; philosophical parentage; relation to other Hippocratic works; school affiliation.<sup>9</sup>

It is on Joly's edition that mine for the most part depends.

<sup>7</sup> See Littré vol. 6, 275. <sup>8</sup> This work is particularly useful for its discussion of the indirect transmission. <sup>9</sup> Pp. 11-32.

## ΠΕΡΙ ΤΟΠΩΝ ΤΩΝ ΚΑΤΑ ΑΝΘΡΩΠΟΝ

VI 276

Littré

1. Ἐμοὶ δοκέει ἀρχὴ μὲν οὖν οὐδεμία εἶναι τοῦ σώματος, ἀλλὰ πάντα ὁμοίως ἀρχὴ καὶ πάντα τελευτή· κύκλον γὰρ γραφέντος ἀρχὴ οὐχ εὐρέθη. καὶ τῶν νοσημάτων ἀπὸ παντὸς ὁμοίως τοῦ σώματος, τὸ μὲν ξηρότερον, πεφυκὸς νόσους λάξεσθαι καὶ μᾶλλον πονέειν, τὸ δὲ ὑγρὸν ἤσσον· τὸ μὲν γὰρ ἐν τῷ ξηρῷ νόσημα πηγνυταί τε καὶ οὐ<sup>1</sup> διαπαύει, τὸ δ' ἐν τῷ ὑγρῷ διαρρεῖ, καὶ τοῦ σώματος ἄλλοτε ἄλλο μάλιστα ἔχει, καὶ ἀεὶ μεταλλάσσον ἀνάπαυσιν ποιεῖ καὶ θᾶσσον παύεται, ὥστε οὐ πεπηγός.

Τοῦ δὲ σώματος τὰ μέλεα ἕκαστα τὸ ἕτερον τῷ ἑτέρῳ, ὁπόταν ἔνθα ἢ ἔνθα ὀρμήσῃ, νοῦσον παραντίκα ποιεῖ, ἢ κοιλίῃ τῇ κεφαλῇ, καὶ ἢ κεφαλῇ τῇσι σαρξὶ καὶ τῇ κοιλίῃ, καὶ τᾶλλα πάντα οὕτω κατὰ λόγον [ὥσπερ ἢ κοιλίῃ τῇ κεφαλῇ, καὶ ἢ κεφαλῇ τῇσί τε σαρξὶ καὶ τῇ κοιλίῃ].<sup>2</sup> ἢ γὰρ κοιλίῃ ὀκόταν ὑπεκχώρησιν μὴ ποιέῃ τὴν μετρίην, καὶ ἐσίῃ ἐς αὐτήν, ἄρδει τῇ ὑγρότητι τὸ σῶμα τῇ ἀπὸ τῶν σιτίων τῶν προσφερομένων· αὕτη δὲ ἡ ὑγρότης ἀπὸ

## PLACES IN MAN

1. Now in my opinion, there is no beginning point of the body, but rather every part is at the same time both beginning and end, in the same way that in the figure of a circle, no beginning point is to be found. Likewise, diseases arise from the whole body indifferently, although the drier component of the body is disposed to become ill and to suffer more, the moist component less. For whereas any disease that occupies a dry part is fixed and unremitting, one in a moist part flows somewhere else and generally occupies different parts of the body at different times; through constantly changing, it has interruptions and goes away sooner, and so it is not fixed.

Every part of the body, on becoming ill, immediately produces disease in some other part, the cavity<sup>a</sup> in the head, the head in the muscles and the cavity, and so on in the same way [as the cavity in the head and the head in the muscles and the cavity]. The cavity, for instance, when material enters it and it does not make a corresponding evacuation downwards, floods the body with moisture from the ingested food. This moisture, being

<sup>a</sup> See the note on technical terms above, following the general introduction.

---

<sup>1</sup> *ov* om. V.      <sup>2</sup> Del. Ermerins.

τῆς κοιλίης ἀποφρασσομένη ἐς τὴν κεφαλὴν ὠδοι-  
 πόρησεν ἀθρόη· καὶ ἐς τὴν κεφαλὴν ἐπὴν ἀφίκηται,  
 οὐ χωρευμένη ὑπὸ τῶν τευχέων τῶν ἐν τῇ κεφαλῇ,  
 ῥεῖ ἢ ἂν τύχη, καὶ περίξ τῆς κεφαλῆς, καὶ ἐς τὸν  
 ἐγκέφαλον [διὰ λεπτοῦ τοῦ ὀστέου].<sup>1</sup> καὶ ἡ μὲν ἐν  
 τῷ ὀστέῳ ἐνδέδυκεν, ἡ δὲ περὶ τὸν ἐγκέφαλον διὰ  
 λεπτοῦ τοῦ ὀστέου· καὶ ἦν μὲν ἐς τὴν κοιλίην πάλιν  
 ἀφίκηται, τῇ κοιλίᾳ νοῦσον ἐποίησεν· ἦν δ' ἄλλη πη  
 278 τοῦτο, τὸ ἕτερον τῷ ἑτέρῳ νοῦσον ποιεῖ· καὶ κάλ-  
 λιστον οὕτως εὐτρεπίζειν τὰ νοσεόμενα διὰ τῶν τὰς  
 νούσους ποιούντων· οὕτω γὰρ ἂν κάλλιστα τὴν  
 ἀρχὴν τοῦ νοσεομένου τις ἰῶτο.

Τὸ δὲ σῶμα αὐτὸ ἐωντῷ τῶντόν ἐστι καὶ ἐκ τῶν  
 αὐτῶν σύγκειται, ὁμοίως δὲ συνεχόντων,<sup>2</sup> καὶ τὰ  
 σμικρὰ αὐτοῦ καὶ τὰ μεγάλα καὶ τὰ κάτω καὶ τὰ  
 ἄνω· καὶ εἴ τις βούλεται τοῦ σώματος ἀπολαβὼν  
 μέρος κακῶς ποιεῖν τὸ σμικρότατον, πᾶν τὸ σῶμα  
 αἰσθήσεται τὴν πείσιν, ὁποῖα ἂν τις ἦ, διὰ τόδε ὅτι  
 τοῦ σώματος τὸ σμικρότατον πάντα ἔχει, ὅσα περ  
 καὶ τὸ μέγιστον· τοῦτο δ' ὁποῖον ἂν τι πάθῃ τὸ σμι-  
 κρότατον, ἐπαναφέρει πρὸς τὴν ὁμοεθνίην ἕκαστον  
 πρὸς τὴν ἐωντοῦ, ἦν τε κακόν, ἦν τε ἀγαθὸν ἦ· καὶ  
 διὰ ταῦτα καὶ ἀλγείει καὶ ἡδεται ὑπὸ ἔθνεος τοῦ σμι-  
 κροτάτου τὸ σῶμα, ὅτι ἐν τῷ σμικροτάτῳ πάντ' ἐνι  
 τὰ μέρεα, καὶ ταῦτα ἐπαναφέρουσιν ἐς τὰ σφῶν  
 αὐτῶν ἕκαστα, καὶ ἐξαγγέλλουσι πάντα.

2. Φύσις δὲ τοῦ σώματος, ἀρχὴ τοῦ ἐν ἰητρικῇ

turned away from the cavity, moves away all at once to the head, and when it arrives in the head, not finding room in the vessels there, flows anywhere it can, both all about the head and into the brain [through the fine bone]; some of it goes into the bone, some through the fine bone to around the brain. If it goes back to the cavity, it produces disease in the cavity; if it happens to go somewhere else, it produces disease there. Elsewhere it is just the same, one part produces disease in another. In view of this, it is best to set diseases right by means of the factors that produce them; for in this way you can best treat the source of diseases.<sup>a</sup>

The body is uniform throughout and is composed of the same things, connected in the same way, the small parts and the large, those lower down and those higher up. And if someone wishing to harm the body should take away some part, even the smallest, the whole body will experience the hurt, of whatever sort it be, because the smallest part of the body has everything that the greatest part has. Anything the smallest part experiences, either good or bad, it passes on to its related part, each to its own particular relative. For this reason, a person experiences both pain and pleasure from the smallest members of his body, since all parts are present in the smallest, and these smallest parts pass on their experience to each of their own, and inform them of everything.

2. The nature<sup>b</sup> of the body is the beginning point of

<sup>a</sup> See chapter 31 below.

<sup>b</sup> I.e. structure and function.

---

<sup>1</sup> Del. Ermerins.

<sup>2</sup> Potter: οὐκ ἐχόντων (-τος) AV.

λόγου· πρῶτον διατέτρηται ἢ ἔσακούομεν· τὰ μὲν γὰρ περὶ τὰ ὦτα πέριξ κενεά, οὐκ εἰσακούει ἄλλο ἢ ψόφον καὶ ἰαχήν· ὅ τι δ' ἂν διὰ τῆς μήνιγγος ἐς τὸν ἐγκέφαλον ἐσέλθῃ, τοῦτο<sup>1</sup> διαφραδέως ἀκούεται ταύτῃ· καὶ μόνη τρῆσις διὰ τῆς μήνιγγός ἐστι τῆς περὶ τὸν ἐγκέφαλον περιτεταμένης. κατὰ δὲ τὰς ῥίνας τρῆμα μὲν οὐκ ἔνεστιν, σομφὸν δέ, οἶον σπόγγια· καὶ διὰ τοῦτο διὰ πλείονος ἀκούει ἢ ὀσφραίνεται· κατὰ πολὺ γὰρ σκίδνυται ἢ ὁδμῇ τῆς ὀσφρήσιος.

280 Καὶ ἐς τοὺς ὀφθαλμοὺς φλέβια λεπτὰ ἐς τὴν ὄψιν ἐκ τοῦ ἐγκεφάλου διὰ τῆς μήνιγγος τῆς περιεχούσης φέρονται· ταῦτα δὲ τὰ φλέβια τὴν ὄψιν τρέφουσι τῷ ὑγρῷ τῷ καθαρωτάτῳ τῷ ἀπὸ τοῦ ἐγκεφάλου, ἐς ὃ καὶ ἐμφαίνεται ἐν τοῖσιν | ὀφθαλμοῖσιν· ταῦτα δὲ τὰ φλέβια καὶ ἀποσβεννύασι τὰς ὄψεις ὅταν ξηρανθῶσιν. μήνιγγες δὲ τρεῖς εἰσιν αἱ τοὺς ὀφθαλμοὺς φυλάσσουσαι, ἡ μὲν ἐπάνω παχυτέρη, ἡ δὲ διὰ μέσου λεπτοτέρη, ἡ δὲ τρίτη λεπτὴ ἢ τὸ ὑγρὸν φυλάσσουσα· τούτων ἡ μὲν ἐπάνω καὶ παχυτέρη νοσέει<sup>2</sup> ἢν κωφωθῇ· ἡ δὲ διὰ μέσου ἐπικίνδυνος· αὕτη καί, ὅταν ῥαγῇ, ἐξίσχει οἶον κύστις· ἡ δὲ τρίτη ἢ λεπτοτάτη πάμπαν ἐπικίνδυνος, ἢ τὸ ὑγρὸν φυλάσσουσα. μήνιγγες δὲ δύο εἰσὶ τοῦ ἐγκεφάλου· ἡ λεπτὴ οὐκέτι ἰατῇ<sup>3</sup> ἐπὶ τρωθῇ.

3. Φλέβες δὲ περαίνουσι μὲν ἐς τὴν κορυφὴν διὰ τῆς σαρκὸς ἔχουσαι πρὸς τὸ ὀστέον· φέρονται δὲ διὰ τῆς σαρκός, δύο μὲν ἐκ τῆς κορυφῆς κατ' ἰθὺν ἢ

medical reasoning. Now first, the meningeal membrane is perforated at the point through which we hear, for the emptiness all around the ear only hears sounds and shouts, whereas what goes through the membrane into the brain is perceived distinctly. This is the only perforation through the membrane that covers the brain. In the region of the nostrils there is no perforation, but a kind of porousness, like a sponge; for this reason a person hears over a greater distance than he is able to smell, since odours are thoroughly broken up on their way to the organ of smell.

To the eyes: narrow vessels lead to the pupil from the brain through the membrane that encloses it. These vessels nourish the pupil with purest moisture from the brain, and it is in this moisture that the image appears in the eyes. The same vessels also extinguish the pupils if they dry out. There are three membranes protecting the eye: a thicker one on the surface, a thinner one at the intermediate position, a third fine one that protects the moisture. Of these, the thicker one on the surface becomes ill if it is dulled. The one in the intermediate position is vulnerable, and when it tears it protrudes like a bladder. The third and finest membrane is extremely vulnerable, i.e. the one that protects the moisture. Of the brain, there are two membranes; the fine one cannot be healed, when once injured.

3. There are vessels that have their terminus at the vertex of the head and that pass through the tissue close to the bone. Two run through the tissue in a straight line

---

<sup>1</sup> τοῦτο om. V.      <sup>2</sup> Potter: νοῦσος AV.

<sup>3</sup> R: ἡ αὐτῇ AV.

αἱ ὀφρύνες συγκλείονται καὶ τελευτῶσιν ἐς τοὺς καν-  
θοὺς τῶν ὀφθαλμῶν,<sup>1</sup> μία δὲ ἀπὸ τῆς κορυφῆς ἐς τὴν  
ρίνα φέρεται καὶ σχίζεται ἐς τὸν χόνδρον τῆς ρίνος  
ἐκάτερον· ἄλλαι δύο φλέβες παρὰ τοὺς κροτάφους  
φέρονται ἐν μέσῳ τῶν κροτάφων καὶ τῶν ὠτων, αἱ  
πιέζουσι τὰς ὄψεις καὶ σφύζουσι αἰεὶ· μῦναι γὰρ  
αὗται οὐκ ἄρδουσι τῶν φλεβῶν, ἀλλ' ἀποτρέπεται  
ἐξ αὐτῶν τὸ αἷμα·<sup>2</sup> τὸ δ' ἀποτρεπόμενον ἀποσυμ-  
βουλεύει τῷ ἐπιρρέοντι· καὶ τὸ μὲν ἀποτρεπόμενον  
βουλόμενον ἄνω χωρέειν,<sup>3</sup> τὸ δ' ἄνωθεν ἐπιρρέον  
βουλόμενον κάτω χωρέειν, ἐνταῦθα ὠθεύμενά τε καὶ  
ἀναχεόμενα πρὸς ἄλληλα καὶ κυκλούμενα, σφυγμὸν  
παρέχουσι τοῖσι φλεβίοισιν.

Ἡ δὲ ὄψις τῷ ἀπὸ τοῦ ἐγκεφάλου ὑγρῷ τρέφεται  
ὅταν δέ τι τοῦ ἀπὸ τῶν φλεβῶν λάβῃ, τῇ ρύσει  
ταράσσεται, καὶ οὐκ ἐμφαίνεται ἐς αὐτὸ καὶ προκι-  
νέεσθαι δοκεῖ ἐν αὐτῷ· τοτὲ μὲν οἶον εἶδωλον ὀρνί-  
θων, τοτὲ δὲ οἶον φακοὶ μέλανες, καὶ τᾶλλα οὐδὲν  
ἀτρεκέως κατ' ἀληθείην δύναται ὀρᾶν· ἄλλαι δύο  
φλέβες ἐν μέσῳ τῶν τε ὠτων καὶ τῶν ἄλλων  
282 φλεβῶν, αἱ φέρονται ἐς τὰ ὠτα, καὶ πιέζουσι τὰ  
ὠτα· ἄλλαι δύο φλέβες ἐκ τῆς συγκλείσεως τοῦ  
ὀστέου ἐς τὰς ἀκοὰς φέρονται.

Αἱ δὲ κάτω τοῦ σώματος τετραμμέναι, δύο μὲν  
φλέβες παρὰ τοὺς τένοντας τοῦ τραχήλου, φέρονται  
δὲ καὶ παρὰ τοὺς σπονδύλους καὶ τελευτῶσιν ἐς τοὺς  
νεφρούς· αὗται δὲ καὶ ἐς τοὺς ὄρχιας περαίνουσιν,  
καὶ ὅταν αὗται πονήσωσιν, αἷμα οὐρέει ὠνθρωπος.



from the vertex to where the eyebrows meet, and end at the corners of the eyes. One runs from the vertex to the nose, and divides to each side of the nasal cartilage. Two other vessels pass (from the vertex of the head) along the temples, between the temples and the ears; these compress the eyes and are always throbbing, for they are the only vessels that do not dispense their moisture, so that the blood is turned back out of them; on turning back it clashes with the new blood that is flowing to them; and the blood that turns back tries to flow up the vessel, while the new blood that is coming from above tries to flow down the vessel, and both currents, thrust forward, pouring out against one another, and moving in a circle, produce a pulsation in the vessels.

The pupil is nourished by moisture from the brain; if it takes up anything from the vessels, it is disturbed by this afflux, and the image does not appear normally in it, but something seems to dance before it, sometimes like the image of birds and sometimes like black specks, and otherwise it is not able to see anything clearly according to reality. Two other vessels, located between the ears and the pair of vessels mentioned above, pass to the ears and press on them. Two other vessels run from the (sagittal) suture to the organ of hearing.

Other vessels are directed down through the body. Two vessels run beside the tendons of the neck and along the vertebrae, to end at the kidneys; these also terminate at the testes; and when they are afflicted, the person

<sup>1</sup> V: ἐς τοὺς ὀφθαλμοὺς τῶν κανθῶν A.

<sup>2</sup> V: φλέγμα A.

<sup>3</sup> ἄνω χ. Zwinger in margin: ἀποχωρέειν AV.

ἄλλαι δύο φλέβες ἀπὸ τῆς κορυφῆς φέρονται ἐς τοὺς ὤμους, καὶ δὴ καὶ ὠμιαῖαι καλέονται. ἄλλαι δύο φλέβες ἀπὸ τῆς κορυφῆς παρὰ τὰ ὦτα ἐν τοῖς ἔμπροσθεν τοῦ τραχήλου ἐκατέρωθεν ἐς τὴν κοίλην φλέβα καλεομένην φέρονται. ἡ δὲ κοίλη φλέψ περαίνεται μὲν ὡς ὁ οἰσοφάγος, πέφυκε δὲ μεταξὺ τοῦ τε βρόγχου καὶ τοῦ οἰσοφάγου· φέρεται δὲ διὰ τῶν φρενῶν καὶ διὰ τῆς καρδίας καὶ μεταξὺ τῶν φρενῶν, καὶ σχίζεται ἐς τοὺς βουβῶνας καὶ ἐς τοὺς μηρούς ἐντός, καὶ τὰς διασφαγὰς ἐν τοῖσι μηροῖσι ποιεῖται, καὶ ἐς τὰς κνήμας φέρεται ἐντὸς παρὰ τὰ σφυρά· αὗται καὶ ἄκαρπον ποιέουσι τὸν ἄνθρωπον ὅταν ἀποτμηθῶσιν, αἱ καὶ ἐς τοὺς μεγάλους δακτύλους τελευτῶσιν. ἐκ δὲ τῆς κοίλης φλεβὸς ἀποπέφυκεν ἐς τὴν χεῖρα τὴν ἀριστερὴν· φέρεται δ' ὑποκάτω τοῦ σπληνὸς ἐς τὴν λαπάρην τὴν ἀριστερὴν, ὅθεν ὁ σπλὴν ἀποπέφυκε διὰ τοῦ ἐπιπλόου, καὶ τὴν ἀποτελεύτησιν ἔχει ἐς τὸν κίθαρων· ἀποπέφυκε δὲ κατὰ τὰς φρένας, καὶ ξυμβάλλει τῇ ὠμιαίῃ κάτω τοῦ ἄρθρου τοῦ ἀγκῶνος, καὶ τοῦ σπληνὸς<sup>1</sup> τάμνεται αὕτη· καὶ ἄλλη ἐς τὴν δεξιὴν τὸν αὐτὸν τρόπον ἀποπέφυκεν ἀπὸ τῆς κοίλης.<sup>2</sup> κοινωνέουσι δὲ πᾶσαι αἱ φλέβες καὶ διαρρέουσι ἐς ἐωντάς· αἱ μὲν γὰρ σφίσιςιν ἐωνταῖς ξυμβάλλουσι, αἱ δὲ διὰ τῶν φλεβίων τῶν διατεταμένων ἀπὸ τῶν φλεβῶν, αἱ τρέφουσι τὰς σάρκας, ταύτη διαρρέουσι πρὸς ἐωντάς.

4. Καὶ ἀπὸ τῶν φλεβῶν ὅτι ἂν νόσημα γένηται, ῥᾶόν ἐστιν ἢ ἀπὸ τῶν νεύρων· διαρρεῖ γὰρ σὺν τῷ

passes blood in his urine. Two other vessels run from the vertex of the head to the shoulders, and are in fact called "shoulder vessels". Two other vessels run from the vertex of the head, past the ears, through the front of the neck on each side, and into what is called the "hollow vessel" (*vena cava*). The hollow vessel takes the same course as the oesophagus, and is situated between the wind-pipe and the oesophagus. It passes over the surface of the diaphragm and the heart, between the halves of the diaphragm, and divides towards the groins and the insides of the thighs; it forms branches in the thighs and passes below the knee on the inside past the ankle; these vessels make a person sterile if they are cut, and they end at the large toes. From the hollow vessel there is a branch to the left arm: it passes beneath the spleen to meet the left flank at the point from which the spleen grows out along the omentum, and has its termination by entering the chest: it reappears on the other surface of the diaphragm, and finally joins the shoulder vessel below the elbow joint; this vessel is used for phlebotomy of the spleen. Another vessel branches to the right from the hollow vessel in the same way. All vessels communicate and flow into one another: for some join one another directly, while others join small vessels coming from the vessels that nourish the tissues and in this way flow into one another.

4. Any disease that arises from the vessels is easier than one that arises from the cords, for it flows away with

---

<sup>1</sup> V: ἀγκῶνος A.

<sup>2</sup> Foes in note 14, after Calvus' *de cava vena: κοιλίης* AV.

ὕγρῳ τῷ ἐνεόντι ἐν τῆσι φλεβί καὶ οὐκ ἀτρεμίζει· καὶ ἡ φύσις τῆσι φλεβί ἐν ὕγρῳ ἐστὶν ἐν τῆσι |  
σαρξί. τὰ δὲ νεῦρα ξηρά τέ ἐστὶ καὶ ἀκοίλια, καὶ  
πρὸς τῷ ὀστέῳ πεφύκασιν, καὶ τρέφονται δὲ τὸ  
πλείστον ἀπὸ τοῦ ὀστέου, τρέφονται δὲ καὶ ἀπὸ τῆς  
σαρκός, καὶ τὴν χροίην καὶ τὴν ἰσχὺν μεταξὺ τοῦ  
ὀστέου καὶ τῆς σαρκὸς πεφύκασιν, καὶ ὑγρότερα μὲν  
εἰσι τοῦ ὀστέου καὶ σαρκοειδέστερα, ξηρότερα δ'  
εἰσὶν ἢ αἱ σάρκες καὶ ὀστοειδέστερα· νόσημα δ' ὅ τι  
ἂν ἐς αὐτὰ ἔλθῃ, ῥώννυται τε καὶ ἀτρεμίζει ἐν τῷ  
αὐτῷ, καὶ χαλεπὸν ἐστὶν ἐξάγειν· μάλιστα δ' ἐσέρ-  
χονται τέτανοί τε καὶ ἄλλα, ἀφ' ὧν τρόμος τὸ σῶμα  
λαμβάνει καὶ τρέμειν ποιεῖ.

5. Τὰ δὲ νεῦρα πιέζουσι τὰ ἄρθρα, παρατεταμένα  
τέ εἰσι παρ' ὅλον τὸ σῶμα· ἰσχύουσι δὲ μάλιστα ἐν  
ἐκείνοισι τοῦ σώματος καὶ αἰεὶ παχύτατά ἐστὶν, ἐν  
οἷσι τοῦ σώματος αἱ σάρκες ἐλάχισται εἰσι. καὶ τὸ  
μὲν σῶμα πᾶν ἔμπλεον νεύρων· περὶ δὲ τὸ πρόσ-  
ωπον καὶ τὴν κεφαλὴν οὐκ ἔστι νεῦρα, ἀλλὰ ἴνες  
παρόμοιαι νεύροις μεταξὺ τοῦ τε ὀστέου καὶ τῆς  
σαρκὸς λεπτότεραι καὶ στερεώτεραι, αἱ δὲ νευρο-  
κοίλιοι.

6. Αἱ κεφαλαὶ ῥαφὰς ἔχουσιν, αἱ μὲν τρεῖς, αἱ δὲ  
τέσσαρας· αἱ μὲν τέσσαρας ἔχουσαι, κατὰ τὰ ὦτα  
ἐκατέρωθεν ῥαφή, ἄλλη ἔμπροσθεν, ἄλλη ἐξόπισθεν  
τῆς κεφαλῆς, οὕτω μὲν ἢ τὰς τέσσαρας ἔχουσα· ἢ  
δὲ τὰς τρεῖς, κατὰ τὰ ὦτα ἐκατέρωθεν, καὶ ἔμπροσ-  
θεν· ὥσπερ δὲ ἢ τὰς τέσσαρας ἔχουσα, οὐ δια-

the moisture present in the vessels, and does not remain fixed. The home of vessels is in the moisture in the tissues. Cords, on the other hand, are dry and lack a lumen, and they grow next the bone; they receive most of their nourishment from the bone, and also some from the tissues; cords are in colour and strength midway between bone and tissue; they are moister than bone and more fleshy, but drier than tissue and more osseous. Any disease that enters the cords is severe and settles in one place, and it is difficult to drive out; the most frequent examples are tetanus and similar diseases, as the result of which trembling seizes the body and makes it shake.

5. The cords exert pressure on the joints, and they are present over the whole body. They have the greatest strength and are invariably thickest in the parts of the body where the fleshy parts are least. The whole body is quite full of cords; around the face and head, however, there are no cords, but instead fibers similar to cords, narrower and more rounded, midway between bone and muscle: they are the "hollow cords".

6. Skulls have sutures, some of them three, others four. In those with four, there is one suture in the region of the ears on each side, another at the front, and another behind: thus the head has four. The skull with three sutures has them by the ears and at the front. Here, as in the skull with four sutures, there is no joining suture.

πέφυκεν οὐδὲ ταύτη ῥαφή· ὑγιεινότεροι δ' εἰσὶ τὴν κεφαλὴν οἱ τὰς πλείονας ῥαφὰς ἔχοντες. ἐν τῆσι ὀφρύσι διπλόον<sup>1</sup> τὸ ὀστέον, καὶ ἡ σύγκλεισις τῶν γενύων ἐν τε | τῷ γενείῳ μέσῳ καὶ ἄνω πρὸς τῆ κεφαλῇ. σπονδύλους οἱ μὲν πλείονας, οἱ δὲ ἐλάσσονας ἔχουσιν· καὶ οἱ μὲν πλείονας ἔχοντες, δυοῖν δέοντας εἴκοσιν ἔχουσι, σὺν τοῖσι δ' ἐσχάτοισιν εἴκοσίν εἰσιν, ὧν οἱ μὲν ἄνω πρὸς τῆ κεφαλῇ,<sup>2</sup> οἱ δὲ κάτω πρὸς τῆ ἔδρῃ. πλευραὶ ἑπτὰ· ἄρθρα τῶν πλευρέων, τὰ μὲν ὀπισθεν τοῦ σώματος πρὸς τοὺς σπονδύλους, τὰ δ' ἔμπροσθεν ἐν τῷ στέρνῳ πρὸς ἑωυτάς. κληῖδες ἄρθρα ἔχουσι, τὰ μὲν ἐν μέσῳ τοῦ στέρνου κατὰ τὸν βρόγχον, κατὰ ταῦτα ἤρθρωνται· τὰ δὲ πρὸς τοὺς ὦμους κεκλιμένα πρὸς τὰς πλάτας, αἱ ἐπὶ τοῖς ὦμοις αἰεὶ<sup>3</sup> πεφύκασιν. αἱ δὲ πλάται πρὸς τὰ γυῖα ἤρθρωνται,<sup>4</sup> ἐπιβάλλουσαι ἐπὶ τὸ ὀστέον τὸ ἐν τῷ γυίῳ. παρὰ δὲ τὸ ὀστέον περόναι δύο παρήκουσιν, ἡ μὲν ἔνδοθεν, ἡ δὲ ἐκτός, αἱ πρὸς τὰς πλάτας τῷ ὀστέῳ προσπεφυκυῖαι ἤρθρωνται.

Κάτω δ' ἐν τῷ ἀγκῶνι, κάτω μὲν περόνη ἤρθρωνται κάτω πεφυκυῖα, ἄνω δὲ<sup>5</sup> σμικρῷ τῆς περόνης ἐς τὸν ἀγκῶνα, τό τε ὀστέον καὶ ἡ περόνη ἐς τὸ αὐτὸ συμβάλλοντα ἄρθρον ἐν τῷ κυβίτῳ ποιέουσιν. παρὰ τὸν πῆχυν δὲ περόναι παρήκουσι λεπταὶ πάνυ τέσσαρες, αἱ μὲν δύο ἄνω, αἱ δὲ δύο κάτω· καὶ πρὸς

<sup>1</sup> Α: διήλθον V.      <sup>2</sup> Froben: τῆ ἔδρῃ τῆς κεφαλῆς AV.

<sup>3</sup> ὦμ. αἰεὶ V: ἄρθροις A.

<sup>4</sup> τὰ δὲ πρὸς τοὺς ὦμους add. V.

## PLACES IN MAN

People have better health in the head who have the greater number of sutures. In the eyebrows the bone is double. The symphysis of the two halves of the jaw is in the middle of the chin, and this bone articulates above, next the head. Some individuals have a greater number of vertebrae, others less; those with the greater number have eighteen; with the ones at the ends, that makes twenty, of which one is at the top next the head, and one at the bottom in connection with the seat. Seven ribs: the ribs articulate at the back of the body with the vertebrae, at the front at the breast-bone with one another. The collar-bones have joints in the middle of the breast-bone by the windpipe, where they are fastened to one another, and in the shoulders, where they rest against the blades, which are always present on the shoulders. The shoulder-blades articulate with the limbs, lying next the bone in the limb. Alongside the bone (head of the humerus) are two processes—one on the inside (coracoid process) and one on the outside (acromion)—which, being joined to the shoulder-blades by bone, form the articulation.

Lower down in the bend of the elbow: on the lower side articulation is to a process growing on the lower side (olecranon), on the upper side, articulation occurs, a little above the process, into the elbow (olecranon fossa); by uniting, the bone and the process form a joint at the elbow. Alongside the forearm are four very slight processes, two on the upper side, two on the lower side: at

---

<sup>5</sup> κάτω πεφυκῖα, ἄνω δὲ Α: κατὰ τὸ πεφυκὸς κοιτανῶδες  
V.

μὲν τὸν ἀγκῶνα δύο περόναι πεφυκῦναι ἄνω ἐκ τοῦ ὀστέου πεφύκασιν, αὗται σὺν τῷ ὀστέῳ πεφυκῦναι παρὰ τὸ τοῦ ὀστέου ἄρθρον ἤρθρωνται ἐς τὸ κύβιτον· αἱ δὲ κάτω κείμεναι καὶ ἐντὸς κεκλιμέναι, αὗται ἀμφοτέραι ξυμβάλλουσαι πρὸς τὴν περόνην τὴν ἄνωθεν ἀπὸ τοῦ γυίου φερομένην, ἐντὸς τοῦ γυίου ἤρθρωνται, καὶ περόνην καλευμένην ποιέουσιν, αὗται ἐνωταῖς ξυμβάλλουσαι ἐν τῷ κυβίτῳ ἐντός. κάτω δὲ πρὸς τὴν χεῖρα τὸ ὀστέον ἄρθρον ἔχει· αἱ δὲ περόναι ταύτη ἀπαλαὶ εἶναι, αἱ μὲν δύο οὐκ ἐξήκουσιν ἐς τὸ ἄρθρον, ἡ δ' ἄνω καὶ ἡ κάτω σὺν τῷ ὀστέῳ ἤρθρωνται πρὸς τὴν χεῖρα. αἱ δὲ χεῖρες ἄρθρα ἔχουσι πολλά· ὅσα γὰρ ὀστέα πρὸς ἐνωτὰ συμβάλλουσι, πάντα ἄρθρα ποιέουσιν. δάκτυλοι ἄρθρα ἔχουσι, ἕκαστος τρία, ἐν μὲν ὑπὸ τῷ ὄνυχι ἐν μέσῳ τοῦ τε ὄνυχος καὶ τοῦ κονδύλου, ἄλλο ἐν τῷ κονδύλῳ, ἧ καὶ ξυγκάμπτουσι τοὺς δακτύλους, ἄλλο τρίτον, ἧ ὁ δάκτυλος ἀπὸ τῆς χειρὸς ἀποπέφυκεν.

Ἐν δὲ τοῖσιν ἰσχύοισιν ἄρθρα δύο εἰσὶν αἱ κοτύλαι καλούμεναι, καὶ οἱ μηροὶ ἐς ταῦτα ἐνήρθρωνται· παρὰ δὲ τοὺς μηροὺς περόναι δύο παρήκουσιν, ἡ μὲν ἐντός, ἡ δ' ἐκτός, καὶ ἐς τὸ ἄρθρον οὐδετέρη ἐξήκει οὐδ' ἐτέρωθεν, ἀλλὰ πρὸς τῷ ὀστέῳ προσπεφύκασιν πρὸς τῷ μηρῷ. ὁ δὲ μηρὸς ἄνωθεν μὲν, ἧ ἐς τὴν κοτύλην ἐμβάλλει, δίκραιός ἐστι τοιῆδε δικραιότητι· ἐπὶ μὲν τοῦ ἐντὸς κεκλιμένου τῶν δικραιῶν ἐπὶ τοῦ ἄκρου ἐπιπέφυκεν στρογγύλον καὶ λεῖον, ὃ καὶ



## PLACES IN MAN

the elbow two processes (lateral and medial epicondyles) grow above out of the bone; these are united with the bone (humerus) and articulate with the joint surface (trochlea and capitulum) into the elbow. The two processes lying on the lower side and inclining inward both (coronoid process with the trochlear notch and head of the radius) unite against the process from above, which comes from the limb (humerus), and articulate inside the limb; they form what is called the "process"; they unite with one another inside the elbow. Lower down the bone of the forearm articulates with the hand. The processes there are soft, and two of them are not at the joint (styloid processes?), while the upper one and the lower one articulate with the bone towards the hand. The hands have many joints; for all the bones that unite with one another form joints. The fingers each have three joints: one beneath the nail and the knuckle, another at the knuckle where people bend their fingers, and another third one where the finger grows out of the hand.

In the pelvis are two joints called "cups" (acetabula), and the thigh-bones are attached into these. Alongside the thigh-bones are two processes, one on the inside (lesser trochanter) and one on the outside (greater trochanter); neither of these is at the joint on either side, but are just attached against the thigh-bone. The upper end of the thigh-bone where it enters the cup is forked in the following way: on the end of the branch of the fork inclining inward grows a smooth sphere, which enters the

ἐς τὴν κοτύλην ἐμβάλλει, τὸ δ' ἕτερον τὸ ἔλασσον τῶν δικραίων τὸ ἐκτὸς μᾶλλον ἔξω ἐξέχει, καὶ φαίνεται ἐν τῷ πυγαίῳ κάτω, καὶ ἰσχίον καλέεται. πρὸς δὲ τὸ γόνυ τὸ ὀστέον τοῦ μηροῦ τοιόνδ' ἐστὶ δίκραιον· τῷ δὲ δικραίῳ τούτῳ τὸ ὀστέον ἢ κνήμη καλεομένη οἶον ἐν γιγγλύμῳ ἐνήρμοσται· ἄνωθεν δὲ τοῦ ἐνήρμοσμένου ἢ μύλη ἐπίκειται, ἣ ἀποκωλύει ἐς τὸ ἄρθρον ἀναπεπτάμενον ἐσβῆναι τὴν ὑγρότητα τὴν ἀπὸ τῆς σαρκός. παρὰ δὲ τὴν κνήμην περόναι δύο παρήκουσιν, αἱ κάτωθεν μὲν πρὸς τοῦ ποδὸς ἐς τὰ σφυρὰ τελευτῶσιν, ἄνωθεν δὲ πρὸς τοῦ γούνατος [οὐκ]<sup>1</sup> ἐξήκουσι πρὸς τὸ ἄρθρον. πρὸς δὲ τὸν πόδα ἢ κνήμη κατὰ τὰ σφυρὰ ἄρθρον ἔχει, καὶ ἄλλο κατώτερον | τῶν σφυρῶν· καὶ ἐν τοῖσι ποσὶν ἄρθρα πολλά, ὥσπερ καὶ ἐν τῆσι χερσίν· ὅσα γὰρ τὰ ὀστέα, τοσαῦτα καὶ τὰ ἄρθρα, καὶ ἐν τοῖσι δακτύλοισι τῶν ποδῶν τὸν ἀριθμὸν ἴσα κατὰ τὰ αὐτά.

290

Ἄρθρα δὲ πολλά ἐν τῷ σώματι σμικρά, οὐχ ὁμοίως πᾶσιν, ἀλλὰ ἄλλα ἄλλοις· ταῦτα δὲ τὰ γεγραμμένα πᾶσιν ὁμοίως εἰσὶν, καὶ φλέβες αἱ γεγραμμέναι πᾶσιν ὁμοίως εἰσὶν, ἄλλα τε φλέβια εἰσὶν ἄλλοις, ἀλλ' οὐκ ἄξια λόγον.

7. Μύξα πᾶσιν ἐνεστί φύσει,<sup>2</sup> καὶ ὅταν αὕτη καθαρὴ ᾗ, ὑγιαίνουσι τὰ ἄρθρα, καὶ διὰ τοῦτο εὐκίνητά ἐστίν, ὥστε ὀλισθαίνοντα πρὸς ἑωυτά. πόνος δὲ καὶ ὀδύνη γίνεται, ὅταν ἀπὸ τῆς σαρκὸς ὑγρασίη

<sup>1</sup> Del. Potter.<sup>2</sup> A: Μύξαι πᾶσιν εἰσι φυσικαὶ V.

cup; the other lesser outward branch of the fork extends further outward and can be seen in the buttock below; it is called the hip. Towards the knee the thigh-bone is also forked, and in this fork the bone called the shin-bone is fixed, as if in a hinge. Over the joint lies the knee-cap, which prevents moisture out of the tissues from entering the joint when it is in the open position. Alongside the shin-bone are two processes, which, at the lower end towards the foot, end by meeting the ankle-bones (lateral and medial malleolus), and, at the upper end towards the knee, are at the joint (head of the fibula and medial condyle of the tibia). At the foot the shin-bone articulates with the ankle-bones, and again below the ankle-bones (with the calcaneum). In the feet there are many joints, just as in the hands; for there are as many joints as there are bones (in the fingers), and in the same way they are equal in number in the toes.

There are many small joints in the body, not the same in all, but different numbers in different individuals; the joints that have been described, however, are the same in all persons. So too the vessels that have been described are the same in all individuals; but there are small vessels that differ in different persons, but those are not worth discussing.

7. Fluid is present naturally in all the joints, and when it is clean the joints are healthy, and for this reason they move easily and their members slip smoothly over one another. Difficulty and pain arise when moisture flows

ῥῆ πονησάσης τι· πρῶτον μὲν πῆγνυται τὸ ἄρθρον, οὐ γὰρ ὀλισθηρὴ ἢ ὑγρότης ἢ ἐπερρνηκυῖα ἀπὸ τῆς σαρκός· ἔπειτα, ὥστε πολλὴ λίην γενομένη, καὶ οὐκ ἀρδομένη ἐκ τῆς σαρκὸς ἀεὶ, ξηραίνεται, καὶ ὥστε πολλὴ εἶσα καὶ οὐ χωρεῦντος τοῦ ἄρθρου ἐκρεῖ, κακῶς τε πεπηγυῖα μετεωρίζει<sup>1</sup> τὰ νεῦρα, οἷσι τὸ ἄρθρον συνδέεται, καὶ ἄδετα ποιέει καὶ διαλελυμένα. καὶ διὰ τοῦτο χωλοὶ γίνονται, καὶ ὅταν μὲν τοῦτο μᾶλλον γίνηται, μᾶλλον, ὅταν δὲ ἦσσον, ἦσσον.

8. Ἐς δὲ τὴν κοιλίην καὶ τὰ ἐσθιόμενα καὶ τὰ πινόμενα χωρέουσιν, ἐκ δὲ τῆς κοιλίης ἴνες ἐς τὴν κύστιν, ἢ διηθεῖ τὸ ὑγρὸν, τεταμέναι εἰσίν.

292 9. Ῥόοι δὲ γίνονται καὶ διαψυχομένης τῆς σαρκὸς λίην καὶ διαθερμαινομένης καὶ ὑπερπλεγματούσης.<sup>2</sup> Ῥόοι δὲ διὰ μὲν τὸ ψῦχος γίνονται, ὅποταν τόδε γένηται, ὅταν ἢ σὰρξ ἢ ἐν τῇ κεφαλῇ καὶ αἱ φλέβες τεταμέναι ἔωσιν· αὗται, φριξάσης τῆς σαρκὸς καὶ ἐς μικρὸν ἀφικνουμένης καὶ ἐκθλιψάσης, ἐκθλίβουσι τὴν ὑγρότητα, καὶ αἱ σάρκες ἅμα αὗται ἀντεκθλίβουσιν ἐς μικρὸν ἀφικνούμεναι. καὶ αἱ τρίχες ἄνω ὀρθαὶ γίνονται ὥστε πάντοθεν ἅμα ἰσχυρῶς πιεζόμεναι· ἐντεῦθεν ὅ τι ἂν ἐκθλιβῆ, ῥεῖ ἢ ἂν τύχη· ῥεῖ δὲ καὶ διὰ τὴν θερμότητα, ὅταν αἱ σάρκες ἀραιαὶ γινόμεναι διόδους ποιήσωσι, καὶ τὸ ὑγρὸν θερμανθὲν λεπτότερον γένηται (πᾶν γὰρ τὸ ὑγρὸν θερμαινόμενον λεπτότερον γίνεται) καὶ πᾶν ἐς τὸ ὑπεῖκον ῥεῖ.

out of tissue that has been damaged in some way. First, the joint becomes fixed, since the moisture flowing into it from the tissue is not slippery. Then, as the amount of moisture is too great, and it is not continually renewed out of the tissue, it dries out, and as it is great in amount and the joint does not have room for it, it flows out of the joint, and, congealing badly, raises up the cords by which the joint is held together, and so unbinds and dissolves the joint. This is why persons become lame; when the process has taken place to a greater degree, more lame, when to a lesser degree, less lame.

8. Into the cavity passes what is eaten and drunk. From the cavity bands extend to the bladder, which filters the liquid.

9. Fluxes occur when the tissue is over-chilled, when it is over-heated, or when there is an excess of phlegm. Fluxes that arise from excessive cold occur when, any time there is over-chilling, the tissue in the head and the vessels are stretched tight: as the tissue shivers, contracts, and squeezes out what is in it, the vessels too squeeze out their moisture, and these tissues, contracting, simultaneously squeeze back. Since there is great pressure on them from all sides at once, the hairs stand on end; the fluid squeezed out of this area flows wherever it chances to go. Fluxes also arise from excessive heat, when the tissues, on becoming rarefied, develop passages, and the moisture, being heated, becomes thinner (for every fluid becomes thinner on being heated) and all flows in the direction of least resistance.

---

<sup>1</sup> τὸ ἄρθρον add. A.

<sup>2</sup> V: ὑποφλ- A.

Μάλιστα δ' ὅταν λίην ὑπερφλεγμῆνη, διὰ τόδε ρεῖ· αἱ σάρκες λίην<sup>1</sup> ἔμπλειαι γενόμεναι ὅτι ἂν μὴ δύνωνται χωρέειν, ρεῖ τὸ ὑγρὸν τὸ μὴ δυνάμενον χωρέεσθαι, ρεῖ δὲ ἢ ἂν τύχη· ἐπὴν δὲ ἅπαξ εὖροοι αἱ ῥοαὶ γένωνται, ρεῖ κατὰ<sup>2</sup> χωρίον ἢ ἂν τύχη, ἔστ' ἂν συμπιεχθῶσιν αἱ δίοδοι τοῦ ῥόου. δι' ἰσχύτητα ὅταν τὸ σῶμα ξηρανθῆ· ὥστε γὰρ τὸ σῶμα κοινω-  
νέον αὐτὸ ἐνωτῶ διαλαμβάνει καὶ ἄγει, καθ' ὅτι ἂν ὑγρὸν ἐπιτύχη, ἐς αὐτὸ<sup>3</sup> τὸ ξηρόν· ἄγει δὲ οὐ χαλε-  
πὸν αὐτὸ ἐστίν, ὥστε τοῦ σώματος κενοῦ τε καὶ οὐ  
συννοιδέοντος ὑπὸ ἰσχύτητος. ὅταν δὲ τὰ κάτω  
ξηρὰ γένωνται, τὰ δ' ἄνω ὑγρά (μᾶλλον δὲ τὰ ἄνω  
ὑγρά ἐστὶ τεύχεα, αἱ γὰρ φλέβες ἄνω πλείονές εἰσιν  
ἢ κάτω, καὶ αἱ σάρκες ἐλάττονος ὑγρότητος δεόμε-  
ναι αἱ ἐν τῇ κεφαλῇ), ἄγει δὴ τὸ ξηρὸν τοῦ σώματος  
τὸ ἐκ τῆς κεφαλῆς ὑγρόν· καὶ ἅμα καὶ δίοδοί εἰσι τῶ  
ἄγοντι μᾶλλον ἢ τῶ ἀγομένῳ· καὶ γὰρ αὐταὶ κερδαί-  
νουσιν ὥστε ξηραὶ ἐοῦσαι, καὶ ἅμα καὶ τὰ ὑγρά  
πέφυκε κάτω χωρέειν, καὶ ἦν βραχέη τις ἀνάγκη  
γένηται.

294

10. Ῥοοὶ δὲ ἀπὸ τῆς κεφαλῆς ἐπτά· ὁ μὲν κατὰ  
τὰς ῥίνας, ὁ δὲ κατὰ τὰ ὦτα, ὁ δὲ κατὰ τοὺς ὀφθαλ-  
μούς· οὗτοι οἱ ῥοοὶ καταφανέες ἐκ τῆς κεφαλῆς τοῖ-  
σιν ὀφθαλμοῖσιν. ἐπὴν δ' ἐς τὸν κίθαρὸν ῥνῆ ὑπὸ  
ψύχεος, χολὴ γίνεται, μάλιστα δὲ ρεῖ ἐς τὸν κίθαρὸν

<sup>1</sup> λίην A: αἱ ἦν μὲν V.

<sup>2</sup> A. Anastassiou, *Gnomon* 52 (1980), p. 314: καὶ τὸ A.

## PLACES IN MAN

Most especially do fluxes arise on account of an excess of phlegm. The tissues becoming too full are not able to make room for it all, and whatever fluid they are not able to make room for flows wherever it chances to go. When the paths of the flux have once been well opened, it flows to any place it chances, until the passages are pinched in. Fluxes arising as the result of withering, when the body becomes dry: since the body communicates with itself, it divides and draws moisture, wherever it chances upon it, to the dryness. To draw the moisture is not difficult, as the body is hollow, and, on account of its withering, the tissue is not expanded so as to be tight. When the lower parts become dry, but the upper ones are moist (in the upper parts there is more moisture, for the vessels above are greater than those below, and the tissues of the head require less moisture), then obviously the dry part of the body draws moisture out of the head; besides, the passages favour the area that is drawing over the one from which is being drawn, since they, being dry, gain in the exchange; furthermore, moisture naturally moves downwards, even if it is subjected to this compulsion only briefly.

10. Seven fluxes from the head:<sup>a</sup> A. through the nostrils; B. through the ears; C. through the eyes. These fluxes are, as may be clearly seen, from the head. D. When there is a flux to the chest on account of cold, bile is present. Usually such a flux occurs because there is

<sup>a</sup> See *Glands* 11 for a similar series of seven fluxes from the head.

---

<sup>3</sup> Joly: *έωντῶ* (-τῶ) AV.

ὑπὸ ψύχους διὰ τόδε, ὅτι εὖροον γίνεται ἐς τὸν βρόγχον, ὥστε οὐδὲ ξυγκεκαλυμμένον· ὑπὸ δὲ τοῦ ψύχους καὶ κόπος ἔχει διὰ τοῦτο τοὺς ὑπὸ τῆς χολῆς ἐχομένους, ὅτι αἱ σάρκες, ὅταν χειμὴ ἦ, οὐκ ἀτρεμίζουσιν, ἀλλὰ σείονται, καὶ σειόμεναι μοχθέουσι, καὶ κοπιῶσιν, ὥστε σειόμεναι ὡσπερ ἐν τῆσιν ὁδοιπορήσιν· καὶ ἔμπνοι γίνονται, ὅταν ἐς τὸν κίθαρρον ῥέη, καὶ φθισιῶντες.

Ἔστι δ' ἐς τὸν μυελὸν ῥόος γένηται, φθίσις ἀλαΐα<sup>1</sup> γίνεται. ὅταν δ' ὀπισθεν ἐς τοὺς σπονδύλους καὶ ἐς τὰς σάρκας ῥυῆ, ὕδρωψ γίνεται, καὶ τῷδ' ἐστὶ γινώσκειν, ξηρὰ τὰ ἔμπροσθεν, ἢ κεφαλὴ καὶ αἱ ῥῖνες καὶ οἱ ὀφθαλμοί· καὶ τοῖσιν ὀφθαλμοῖσι γίνεται ἀμβλυώσσειν, καὶ χλωροὶ γίνονται καὶ τὸ ἄλλο σῶμα, καὶ οὐκ ἀποπτύει οὐδέν, οὐδ' ἦν πολὺ ῥέη· ὁδε γὰρ ὁ ῥόος, διὰ τῆς σαρκὸς μέσης ῥέων τῆς ὀπισθεν καὶ τῆς ἔμπροσθεν ἀπεστραμμένος, ξηρὰ τὰ ἔμπροσθεν ποιέει, τὴν δ' ὀπισθεν ἄρδει σάρκα, καὶ τὴν ἐντὸς μᾶλλον πρὸς τὴν κοιλίην, ἢ ἐκτὸς πρὸς τὴν ῥινόν· διὰ τοῦτο δὲ ἐκτὸς μᾶλλον ἢ ἐντὸς στερεώτερον τὸ σῶμα, καὶ στενωτέρας διατήρησις ἔχει· ὥστε δὲ λεπταὶ εὐῶσαι ξυμπιλέονται, καὶ ἀκέουσιν αὐταὶ σφίσις ἐωνταῖς, καὶ ῥόος οὐ δύναται ταύτῃ ἰέναι οὐδεὶς· εὐρύτεραι δέ<sup>2</sup> εἰσιν αἱ ἐντὸς καὶ λεπτότερα τὰ μεταξὺ ἔχουσαι. | ὁ δὲ ῥόος, ὥστε ἀφ' ὑψηλοτέρων, καὶ λεπτὰ τὰ ἀντικωλύοντα ἔχων, ῥεῖ καὶ πίμπλησιν ὑγρότητος τὰς σάρκας· τὰς ἀπὸ τῶν σιτίων ἐς τὸ αὐτὸ χωρέουσα ἢ ὑγρότης διέφθαρται·



free flow into the windpipe, since it is not closed on the top. From the cold, weariness too is felt in these patients, who suffer from bile, because their tissues, when it is wintry, do not remain at rest, but shake, and in shaking labour and become weary, because they shake just as in walking. Internal suppurations occur when the flux is to the chest, and also consumptions.

E. When a flux to the marrow occurs, an undetected consumption ensues. F. When there is a flux posteriorly to the vertebrae and the tissues, dropsy arises. This condition is to be recognized by the following: the front regions are dry, the head, nostrils and eyes; dullness of vision comes over the eyes, they become yellow-green, and so too does the rest of the body; the patient expectorates nothing, not even if the flux is great. For this flux, flowing through the middle of the tissue of the back, and turning away from the tissue in the front, leaves the front dry, but waters the tissue in the back, and more so what is inside next the cavity than what is outside towards the skin. Because of this the body is firmer outside than it is inside, and outside it has narrower channels; being fine, these channels are squeezed together and adhere to themselves, so that no flux can pass through them. Inside, on the other hand, the channels are wider and what is between them is less firm; the flux, then, coming from a higher level and encountering no firm resistance, flows and fills the tissues with moisture. As for the moistures from foods, the moisture as it arrives at the same place is

---

<sup>1</sup> Foes in note 35, after Cornarius' *tabes occulta ac inconspicua*: ἄλλη AV.      <sup>2</sup> Schubring: αἴδ' εὖρ. τε AV.

διεφθαρμένη δ' αὐτὴ ὑπὸ τῆς συμμίξιως, καὶ τὸ ρέον  
 σὺν αὐτῇ ἀπὸ τῆς κεφαλῆς, τρέφουσι τὸ σῶμα· λίην  
 δὲ πολλῶ ὑγρῶ αἰ σάρκες τρεφόμεναι καὶ νοσηλῶ  
 θάλλουσαι<sup>1</sup> ὕδρωπος ἔμπλεαί εἰσιν.

Ἦν δ' ὀλίγον ρεύση, ἰσχιάδα καὶ κέδματα ἐποίη-  
 σεν, ἐπὴν ρέον παύσεται· ὥστε γὰρ ὀλίγον ἐρρηνη-  
 κὸς καὶ πάντοθεν ὠθεύμενος ὑπὸ παντὸς κρέσσονος  
 ἔοντος ὥστε ὀλίγον ἔόν, καὶ οὐκ ἔχον ἐπιρροὴν  
 [καί]<sup>2</sup> ὥστε πάντοθεν ὠθεύμενος, ἐς τὰ ἄρθρα ἀπο-  
 φυγὴν ποιεῖται. γίνεται δὲ κέδματα καὶ ἰσχιάδες  
 καὶ ἀπὸ τοιούτων νοσημάτων ὑγιῶν γινομένων· ὅταν  
 τὸ μὲν νόσημα ποιεόν ὑγιᾶς γένηται, καταλειφθῆ δέ  
 τι ἐν τῇ σαρκὶ καὶ μὴ ἦ αὐτῶ ἕξοδος, μήτ' αὖ ἔσω  
 μήτε<sup>3</sup> ἐς τὸ δέρμα φῦμα ποιήσῃ ἐξιόν, φεύγει ἐς τὸ  
 ὑπεῖκον, ἐς τὰ ἄρθρα, καὶ ἦ κέδματα ἢ ἰσχιάδα  
 ἐποίησεν.

11. Ἦν δὲ συνοιδήσωσιν αἰ ρῖνες, καὶ φλέγμα-  
 τος ἔμπλεαι ἔωσιν συμπεπηγότες, τοῦτο χρὴ τὸ  
 φλέγμα τὸ συμπεπηγὸς λεπτύνειν ἢ πυρίησιν, ἢ  
 φαρμάκῳ, καὶ μὴ ἀποτρέπειν· ἦν γὰρ ἀποτρεφθὲν  
 ἄλλη πη ρεύση, ταύτη<sup>4</sup> τὸ ρέον μέζονα νόσον ποιεῖοι.

12. Ὅποταν δ' ἐς τὰ ὦτα ρέη, τὸ πρῶτον ὀδύνην  
 παρέχει, βίη γὰρ χωρέει· πόνον δὲ παρέχει, ἔστ' ἂν  
 ἀποσυριγγωθῆ· ἐπὴν δὲ μάθη ρεῖν, οὐκέτι πόνον  
 ποιεῖ. τῷ ὑπὸ τῆς ὀδύνης ἐχομένῳ φάρμακον θερ-  
 μαῖνον φύσει χλιαρὸν ποιήσαντα, διέντα νετώπῳ,

<sup>1</sup> τε λίην add. A.      <sup>2</sup> Del. Littré.

corrupted by being mixed together with the flux from the head, and these nourish the body—in fact, the tissues, over-nourished by the excessive moisture and swollen by its morbid part, are flooded with dropsy.

G. If the flux is small in amount, it produces sciatica and disease in the joints (*kedmata*) after it has stopped; for inasmuch as the flow was slight and was forced back on all sides by everything being more powerful than it, the flux, being small and not profiting from any additional flux since it is forced back on all sides, makes an escape for itself into the joints. Disease of the joints and sciatica also arise from disorders like these after they have recovered. For when the active disease has gone away, but something is left behind in the tissue and has no way out, and it neither escapes back inside nor comes out and forms a tubercle in the skin, it flees in the direction of least resistance, i.e. to the joints, and it gives rise to either disease of the joints or sciatica.

11. If the nostrils swell shut and become filled with congealed phlegm, you must thin this congealed phlegm with vapour-baths or a medication, and take care not to turn it away; for if, on being turned away, the flux goes somewhere else, it produces a greater disease there.

12. When there is a flux to the ears, first it produces pain, for the flow is violent; this distress continues until the flux gains a pipe through which to escape; when flow is once established, there is no longer distress. For the patient afflicted with this pain warm a naturally warming medication, dissolve it in oil of bitter almonds, and infuse

---

<sup>3</sup> ἔξω add. V.      <sup>4</sup> Potter: παντὶ (-τη) AV.

ἐγχεῖν, καὶ ὄπισθεν σικύην προσβάλλειν, ἣν τὸ ἀρι-  
 στερὸν ἀλγέη, ἐς τὸ δεξιόν, καὶ | <ἣν τὸ δεξιόν, ἐς><sup>1</sup>  
 τὸ σκαιόν· μὴ κατακρούειν δέ, ἀλλ' ὡς ἂν ἔλκη μού-  
 νον· ἣν δὲ μὴ πρὸς ταῦτα παύηται, ψύχοντα ἐγχεῖν  
 φύσει ψυχρά, καὶ φάρμακον πίσαι ὅ τι ἂν κάτω  
 ὑποχώρησιν ποιέη, ἄνω δὲ μὴ, ὥσπερ οὐδ' ἀρήγει  
 ἐμέειν, καὶ τὰ ἄλλα ψύχειν. καὶ αἰεὶ δὲ ἐκ τοῦ ὑγιᾶς  
 μὴ ποιέοντος τρόπου μεταλλάσσειν· καὶ ἣν μὲν  
 κάκιον ποιέη, ἔρχεο<sup>2</sup> ἐς τὸ ὑπεναντίον· ἣν δὲ ῥέπη ἐς  
 τὸ ὑγιᾶς, τὸ πάμπαν μὴ ἀφελεῖν τι τῶν προσφερο-  
 μένων, μηδ' ἀποζευγῆσαι, μηδὲ προσθεῖναι ἄλλο τι.  
 ἣν δὲ σεσυριγγωμένον ἤδη ἦ, καὶ πεπνωμένος ῥέη  
 ἰχώρ πολλὸς καὶ κακὸν ὀζόμενος, τοῦτο ὧδε ποιέειν·  
 σπογγία δεύων ξηραίνων τῷ<sup>3</sup> φαρμάκῳ ξηρῷ πρὸς  
 τὴν ἀκοὴν ὡς πελαστάτω προσθεῖναι, καὶ πρὸς τὰς  
 ῥίνας καθαρτήριον, ὅπως, τοῦ ἐς τὰ ὦτα ῥέοντος,  
 πρόσθεν ἐς τὰς ῥίνας φέρηται,<sup>4</sup> καὶ μὴ ἐς τὴν κεφα-  
 λὴν πάλιν ἀποχωρέη, νοσηλὸν ἔόν.

13. Ὄταν δ' ἐς ὀφθαλμοὺς ῥεῦμα ἴη, φλεγμαί-  
 νουσιν οἱ ὀφθαλμοὶ καὶ οἰδέουσιν· τοῦτον χρὴ τῷ  
 φαρμάκῳ ἢ τῷ ὑγρῷ ἢ τῷ ξηρῷ ἐν παστῷ ἰᾶσθαι·  
 ἣν δ' εὐθέως φλεγμῆνωσι, μὴ ἔγχριε μηδέν, ἀλλ' ἢ  
 κλύσαι<sup>5</sup> κάτω τῷ ἰσχυροτάτῳ, ἢ ἄλλῳ τινὶ ἀπισχνῆ-  
 ναι ὑποχωρητικῷ φαρμάκῳ ἀνακῶς,<sup>6</sup> μὴ ἔμετον  
 ποιήσης· ἣν δὲ οἶον λίθοι ὑποτρέχουσιν, φάρμακον

<sup>1</sup> Aldina.      <sup>2</sup> Mack after Cornarius' *converte*: ἔχου AV.

<sup>3</sup> Joly: ξηραίνοντι (τινὶ) AV.

<sup>4</sup> V: ἀποτρέπηται A.

it into the ear. Also apply a cupping-instrument behind the ear; if the pain is in the left ear, on the right side, and <if in the right ear, then on> the left. Do not make incisions, but let the cup alone draw. If with this treatment the pain does not stop, cool some naturally cool substance and infuse it into the ear; let the patient drink a medication that will stimulate a downward movement, but not an upward one, as it is not good for him to vomit; for the rest, cool. (Always change from a course of management that is not leading to recovery; if some measure is making things worse, move to its opposite; if the patient is inclining towards health, remove nothing whatsoever of what is being administered, nor discontinue anything, nor add anything new.) If a pipe has already formed, and purulent fluid is flowing out copious and ill-smelling, do the following. Moisten a sponge, and, drying it with a dry medication, apply it as tightly as possible to the ear; then apply a cleaning medication to the nostrils, in order that what is flowing into the ears will be carried forward into the nose and not move back into the head, for it is peccant.

13. When there is a flux to the eyes, they fill with phlegm and swell up. You must treat this patient with a medication, either moistening or drying, in the form of a powder. If the eyes fill suddenly with phlegm, do not apply ointment, but either administer a good strong enema or reduce the patient's swelling with some other downwards-acting medication carefully, so as not to provoke vomiting. If what seem to be little stones run down

---

<sup>5</sup> Mack after Foes' note 40: *καῦσαι* AV.

<sup>6</sup> Schubring: *φυλασσόμενος* AV.

ἐγχρίειν ὅ τι πλείστον δάκρυνον ἄγειν μέλλει, καὶ τὸ ἄλλο σῶμα ὑγραίνοντα καὶ φλεγμαίνειν ποιέοντα, ὡς ὑγρότεροι οἱ ὀφθαλμοὶ γένωνται καὶ ἐκκεκλυσμένοι, ὡς τὸ δάκρυνον συμπεπηγὸς ὑποτρέχειν ποιήης. ὅταν δ' ἐς τοὺς ὀφθαλμοὺς κατὰ σμικρὸν ῥέη, καὶ κνιπότητα παρέχη, τοῦτον ἐγχρίειν μαλθακῶδει, ὅ τι μέλλει ξηραίνειν ἅμα καὶ δάκρυνον ὀλίγον ἄγειν, καὶ πρὸς τὰς ῥίνας φάρμακον προσφέρειν ἢ ἐκάστης ἡμέρης, ἢ διὰ τρίτης, γνώμη τῇ αὐτῇ χρώμενος· τοιόνδε ἔστω τὸ φάρμακον, ὅ τι μὴ πλείον ἢ ἐμβάφειον ἀπάγειν μέλλει κατὰ τὰς ῥίνας, ἀπάγειν δὲ κατὰ σμικρὸν, τὸ δὲ κατὰ τοὺς ὀφθαλμοὺς ἀποξηραίνειν, ὡς ὅ τι ἂν τῶν ὀφθαλμῶν φάρμακον ἀποξηρήνη καὶ ἀποφράξη, κατὰ τὰς ῥίνας ἀποτράπηται. τὰ δὲ φάρμακα τὰ τῆς κεφαλῆς καθαρτήρια, ἃ μὲν αὐτῶν ἰσχυρά ἐστίν, ἀπὸ τῆς κεφαλῆς ἄγουσιν ὅλης· ἄσσα δὲ ἀσθενέα, ἀπὸ τῶν ὀφθαλμῶν, καὶ αὐτόθεν ἀπὸ τῶν πέλας τῆς ῥινός.

Ἦν δ' ἀπὸ τῆς σαρκὸς καὶ τοῦ ὀστέου, μύξης ὑποστάσης μεταξὺ τοῦ ὀστέου καὶ τῆς σαρκός, ῥεῦμα ἐς τοὺς ὀφθαλμοὺς γένηται, τῶδε δηλὸν ἐστίν, ὅτι ἐντεῦθεν ρεῖ· τὸ δέρμα τὸ ἐπὶ τῇ κεφαλῇ φλιβόμενον ὑπέικει, καὶ ἔλκεα ἐς τὴν κεφαλὴν ἐκθύουσι, καὶ κατὰ τοὺς ὀφθαλμοὺς δακρύουσι, καὶ οὐχ ἐλκούνται τὰ βλέφαρα, οὐδὲ δάκνει, οὐδ' ἀμβλυώσσειν ποιέει, ἀλλ' ὀξὺ ὀρών γίνεται· τὸ γὰρ ῥεῦμα οὐχ ἀλμυρόν ἐστίν, ὡς οὐκ ἀπὸ τοῦ ἐγκεφάλου, ἀλλὰ μνξῶδες μᾶλλον. τοῦτον ὦδε χρῆ ἰᾶσθαι· φαρμάκῳ

## PLACES IN MAN

out of the eyes, smear on whichever medication will best draw tears, and, moistening the rest of the body and making it full of phlegm in order that the eyes will become moister and be washed out, cause the congealed tears to run down. When moisture flows to the eyes a little at a time and produces irritation, anoint this patient with some emollient that will at the same time both dry the eyes and draw a few tears; to the nostrils apply every day or every other day a medication that has the same purpose: let the medication be such as not to draw off through the nostrils more than an oxybaphon, this a little at a time, while at the same time having a drying effect on the eyes, so that anything the medication dries up and turns away from the eyes comes out through the nostrils. Cleaning medications of the head: those that are powerful draw from the whole head, those that are weak, from the eyes and just from the area near the nose.

If—when fluid has collected between the bone and the flesh—a flux occurs from the flesh and the bone to the eyes, the flux's origin is revealed by the following: the skin on the head gives way when pressed and ulcers break out on the head; patients weep from their eyes, but the eyelids do not ulcerate, nor does the flux sting or cause dullness of vision, but the patient sees keenly. The flux is not salty, not being from the brain, but rather serous. You must treat this patient as follows. Clean his head with a

καθαίρειν χρὴ τὴν κεφαλὴν μὴ ἰσχυρῶ, καὶ τὸ σῶμα ἰσχυαίνειν καὶ σιτίοισι καὶ φαρμάκοισι κάτω ὑπάγοντα, ὡς ἀποξηρανθῆ ἰσχυραινόμενον τοῦ σώματος, ἢ ἐκτρεφθῆ τῷ κατὰ τὰς ῥίνας προστιθεμένῳ φαρμάκῳ· πρὸς δὲ τοὺς ὀφθαλμοὺς οὐδὲν δεῖ φάρμακον προσφέρειν. ἦν δὲ δὴ μὴδ' οὕτως ὑγιῆς γίνηται, τὴν κεφαλὴν κατατάμνειν ἔστ' ἂν πρὸς τὸ ὀστέον ἴησ, μὴ μετεώρους μὴδ' ἐπικαρσίους τὰς τομὰς ποιέειν· τάμνειν δὲ ἄχρι τούτου, ἄχρισ ἂν τοῦ ὀστέου θίγησ· τάμνειν δὲ πυκνά, ὡς ἂν τὸ συνεστηκὸς ἐξέλθῃ θᾶσσον διὰ τῶν ἐλκέων ἀπορρέον, ἅμα δὲ αἱ τομαὶ πυκναὶ ἐοῦσαι πρόστασιν ποιέωσι | τῇ  
302 σαρκὶ πρὸς τὸ ὀστέον. οὕτως ἰᾶσθαι δεῖ· τούτῳ τοιάδε ἢ ἀποτελεύτησις γίνεται, ἦν μὴ τις εὐτρεπίσῃ· οὐκ ἐκκέκλυται, ὥστ' ἐκκλυζόμενον ὀξὺ ὄραν ποιέειν, αἰεὶ τῷ ἐφισταμένῳ μαρμαρυγώδης μᾶλλον γίνεται, καὶ τὸ ὀξὺ ὀρώων τοῦ ἀνθρώπου ἀποσβέννυται.

Ἦν δ' ἐς τὴν ὄψιν ἐς τὸ ὑγρὸν καθαρὸν αἱματώδες τι ἐσέλθῃ ὑγρὸν, τούτῳ ἢ ὄψις ἔνδον ἐμφαίνεται τοῦ ὀφθαλμοῦ οὐ στρογγύλον ἐὼν διὰ τόδε· ἐν ᾧ ἂν τὸ αἱματώδες ἐνῆ, τοῦτο οὐκ ἐμφαίνεται, τούτῳ δὲ ἐλλείπει τὸ φαινόμενον περιφερὲς εἶναι, καὶ προκινέσθαι αὐτῷ δοκέει πρὸ τῶν ὀφθαλμῶν, καὶ οὐδὲν κατ' ἀλήθειαν ὄρα. τούτου χρὴ τὰς φλέβας ἀποκαίειν τὰς πιεζούσας τὰς ὄψιας, αἱ σφύζουσιν αἰεὶ καὶ μεταξὺ τοῦ τε ὠτός καὶ τοῦ κροτάφου πεφύκασιν· καὶ ἐπειδὴν ταύτας ἀποφράξῃς, πρὸς τοὺς ὀφθαλ-



## PLACES IN MAN

mild medication, and reduce his body's swelling with foods and medications that act downwards, so that the flux will be dried out as the body's swelling goes down, or turned aside by a medication applied to the nostrils. Do not administer any medication to the eyes themselves. If, indeed, the patient fails to recover with this treatment, make an incision into his head right down to the bone; do not make the incisions superficial or at an angle—cut until you touch the bone. Make the cuts close together in order that whatever collects in them will escape more quickly by flowing off through the wounds, and at the same time the cuts, being close together, will make the flesh adhere against the bone. This is the way you must treat. Unless someone treats, the case ends as follows: since the eyes are not being washed out—if the eye is washed out it enables the person to see clearly—the continual addition of fluid causes the person more and more to see sparks and his keenness of vision is extinguished.

If anything bloody gets into the clear moisture in the pupil, the person's pupil forms an image inside the eye that is no longer circular, because wherever the bloody material happens to be the image is not reflected, so that what is seen lacks being spherical, something appears to move before the eyes, and the person sees nothing correctly. You must burn the blood out of the vessels that are pressing on the patient's eyes, i.e. the ones between the ear and the temple that continually throb. When you have turned the flow in these aside, apply to the eyes

μοὺς φάρμακα, ὅσα ὑγραίνει, πρόσφερε, καὶ δάκρυον ἄπαγε ὡς πλείστον, ὅπως τὸ συνεστηκὸς ἐν τοῖσιν ὀφθαλμοῖσιν ἐκκλυσθῆ τὸ τὴν νοῦσον παρέχον. ἦν δὲ ὁ ὀφθαλμὸς ῥαγῆ, μαλθακοῖσι φαρμάκοισι χρῆσθαι καὶ στρυφνοῖσιν, ὡς στυφόμενον τὸ ἔλκος ἐς σμικρὸν συνίη, καὶ ἡ οὐλὴ λεπτὴ ἦ. ὅταν δ' ἄργεμον ἦ, δακρύνει τῷ ὀφθαλμῷ ἀρήγει.

14. Ὅποταν δὲ εἰς τὸν κίθαρον ῥέη καὶ χολὴ ἦ, τῷδε δῆλόν ἐστιν· ὀδύνη ἔχει ἐς τὴν λαπάρην καὶ ἐς τὴν κληῖδα τὴν ἐς τὴν λαπάρην, καὶ πυρετός, καὶ ἡ γλῶσσα τὰ ἄνω χλωρὴ γίνεται, καὶ ἀποχρέμπεται ξυμπεπηγότα· ταύτης τῆς νοῦσου ἐβδομαίῳ ὁ κίνδυνός ἐστιν ἡ ἑναταίῳ. [ἄλλη χολή·]<sup>1</sup> ὁκόταν ἀμφοτέρα τὰ πλευρὰ ἀλγέη, τὰ δ' ἄλλα ὅμοια ἦ τῇ ἐτέρῃ, αὕτη μὲν περιπλευμονίη ἐστίν, ἡ δ' ἐτέρη πλευρίτις.

304 Ἄνται δὲ γίνονται διὰ τόδε· ὅταν ἐς τὸν πλεύμονα ῥεύση ἐκ τῆς κέφαλῆς διὰ τοῦ βρόγχου καὶ τῶν ἀρτηριῶν, ὁ πλεύμων, ἅτε ψαφαρὸς ἐὼν καὶ ξηρὸς φύσει, ἔλκει ἐφ' ἐωυτόν τὸ ὑγρὸν ὃ τι ἂν δύνηται· καὶ ἐπὴν εἰρύση, μέζων γίνεται, καὶ ὅταν μὲν ἐς ὅλον ῥεύση, μέζων ὁ λοβὸς γενόμενος ἀμφοτέρων ἔψαυσε τῶν πλευρέων, καὶ περιπλευμονίην ἐποίησεν· ὅταν δὲ τῆς ἐτέρης μῶνον, πλευρίτιν. ἡ περιπλευμονίη πολὺ ἐπικινδυνότερῃ ἐστί, καὶ ὀδύνη πολὺ ἰσχυρότεραί εἰσιν αἱ ἐς τὰς λαπάρας καὶ ἐς τὰς κληῖδας, καὶ ἡ γλῶσσα πολὺ ὠχροτέρη, καὶ τὴν φάρυγγα ἀλγείει ὑπὸ τοῦ ῥεύματος, καὶ κόπος ἔχει

medications that moisten, and provoke tears as energetically as possible, in order that what is collected in the eyes and producing the disease will be washed away. If the eye has suffered a rupture, apply mild astringent medications in order that, being drawn together, the lesion will contract and the scar will be small. When an argema is present, it is good for the eye to weep.

14. When there is a flux to the chest and bile is present, this is revealed by the following. Pain is present in the flank and in the corresponding collar-bone; there is fever, the tongue becomes yellow-green on top, and clotted sputum is coughed up. This disease is dangerous on the seventh day, or on the ninth. [Another bile.] It is called pleurisy; if the symptoms are identical except that there is pain on both sides, it is pneumonia.

These arise in the following way. When there is a flux from the head through the windpipe and the bronchial tubes to the lung, the lung, being of loose texture and by nature dry, attracts any moisture that it can. When it has drawn this in, it swells, and when the flux is a complete one, the swollen lobe touches both sides and gives rise to pneumonia; when the lobe touches only one side, it produces pleurisy. Pneumonia is much the more dangerous; the pains to the flanks and the collar-bones are much more violent, and the tongue much deeper yellow-green. There is pain in the throat as a result of the flux, great

---

<sup>1</sup> Del. recentiores.

ισχυρός, καὶ πνεῦμα ἑκαταῖον ἢ ἑβδομαῖον λάζεται. τοῦτον ἦν μὴ ἑβδομαῖον ὁ πυρετὸς ἀφῆ, ἀποθνήσκει, ἢ ἀποπνύσκειται,<sup>1</sup> ἢ ἀμφότερον· ἦν δ' ἐναταῖον δύο ἡμέρας διαλιπὼν λάζεται, ὡς τὰ πολλὰ καὶ οὗτος ἢ ἀποθνήσκει, ἢ ἔμπυος διαφεύγει· ἦν δὲ δωδεκαταῖον ἔμπυος γίνεται· ἦν δὲ τεσσαρεσκαίδεκαταῖον, ὑγιῆς γίνεται. καὶ ἔμπυοι ὅσοι ὑπὸ περιπλευμονίης ἢ πλευρίτιδος γίνονται, οὐκ ἀποθνήσκουσιν, ἀλλ' ὑγιῆς γίνονται.

Ὡς τὰ πολλὰ ἔμπυοι γίνονται, ὅταν ρεῦμα ἐς τὸ αὐτὸ ὥσπερ ἐπὶ τῆσι χολῆσι γένηται· ἀλλὰ τῆσι μὲν χολῆσι πολὺ ἀπορρεῖ, καὶ ἀπορρεῦσαν παύεται· τοῖσι δ' ἐμπύοισιν ἔλασσόν τε ρεῖ καὶ οὐ παύεται, καὶ ἔμπυοι γίνονται, ὅταν ἔλασσον ἀποχρέμπτωνται ἢ ἐπιρρεῖ ἐς τὸν πλεύμονα. τοῦτο γάρ, τὸ ἐν τῷ πλεύμονι συνιστάμενόν τε καὶ ἐπιρρέον, πῦον γίνεται· τὸ δὲ πῦον συνιστάμενον ἐν τῷ πλεύμονι καὶ ἐν τῷ κιθάρῳ ἐλκοῖ καὶ σήπει· καὶ ἐπὴν ἐλκωθῆ, ἀπὸ τοῦ ἠλκωμένου ἐπιρρεῖ· καὶ ἐπαναχρεμπτομένου ἅμα μὲν ἢ κεφαλῇ μᾶλλον ρεῖ σειομένη, ἅμα δὲ ἐκ τοῦ ἠλκωμένου ἐν τῷ κιθάρῳ καὶ | τῷ πλεύμονι μᾶλλον ρεῖ, καὶ τὰ ἔλκεα κινεύμενα ἐπαναρρήγνυται, ὥστε καὶ εἰ παύσαιτο τὸ ἀπὸ τῆς κεφαλῆς ρέον, τὸ ἀπ' αὐτῶν τῶν ἐλκῶν ἱκανὸν ἔσται νοῦσον παρασχεῖν. γίνεται δὲ καὶ ἀπὸ ἐλκους ἔμπυος, καὶ ῥάων αὕτη ἢ νοῦσος· γίνεται δὲ καὶ ἐκτὸς τοῦ πλεύμονος μάλιστα μὲν ἀπὸ ῥήγματος, καὶ ὅταν ἢ σὰρξ φλασθῆ· κατὰ

306

<sup>1</sup> Littré: -πνίγεται AV.

## PLACES IN MAN

weariness is felt, and difficult breathing seizes the patient on the sixth or seventh day. If fever does not leave this patient on the seventh day, he dies, or suppurates, or both. If, after intermitting for two days, the fever attacks again on the ninth day, usually this patient, too, dies or, if he escapes with his life, has an internal suppuration. If there is fever on the twelfth day, the patient suppurates internally, if on the fourteenth day, he recovers. Those who suppurate internally as the result of pneumonia or pleurisy do not die, but recover.

Generally internal suppuration arises when a flux occurs to the same spot (i.e. the lung) as in the case of bilious fluxes; but whereas with bilious fluxes much flows away, and when it has flowed away the disease stops, in patients with internal suppuration less flows away and the disease does not stop, and the patients suppurate internally when they cough up less fluid than is flowing to the lung. For what flows together and collects in the lung turns to pus, and this pus collected in the lung and the chest putrefies and causes ulceration; when such an ulceration takes place, new fluid is added from the area that is ulcerated. As this is coughed up, the head, being shaken, increases its flow, and at the same time the flow from the ulcerated area in the chest and the lung increases, and the ulcers, being moved, are torn open again, so that even if the flux from the head were to stop, that from the ulcers alone would be sufficient to maintain the disease. A person can also suppurate internally as the result of an ulcer, and this disease is easier. Suppuration also occurs outside the lung, especially from a tear or when the tissue is

τοῦτο γὰρ πῦον ξυνίσταται, καὶ ξυνιστάμενον, εἴ τις σείοι τὸ σῶμα, κλυδάζεται, καὶ ψόφον παρέχει, καὶ καίονται ταύτη.<sup>1</sup>

Φθίσις δὲ γίνεται, ὅταν ἐς τὸ αὐτό, ὥσπερ τῷ ἐμπύῳ, ὁ ῥόος γένηται διὰ τοῦ βρόγχου καὶ τῶν ἀορτρέων, αἱ ξυνέχουσι τὸν πλεύμονα καὶ τὸν βρόγχον· ἐς δὲ τὸν πλεύμονα ῥέη θαμινὰ κατ' ὀλίγον, καὶ ὑγρότητα ἐν τῷ πλεύμονι μὴ ποιέη πολλήν· ξηραίνόμενον γὰρ τὸ ἐπιρρέον ἐν τῷ βρόγχῳ πεπηγός, ὥστε οὐκ ἐκκλυζόμενον, ἀλλὰ κατ' ὀλίγον ἐπιρρέον καὶ ἐνεχόμενον βῆχα ποιέει· ἐν τε τῆσιν ἀορτῆσιν ἐνεχόμενον τὸ ῥέον, ὥστε στεναὸς διατρήσιας ἐχούσας τὰς ἀορτράς, στενοχωρίην τῷ πνεύματι παρέχει, καὶ τοῦτο ποιέει πνεῦμα ἔχειν· ὥστε γὰρ αἰεὶ λειπόμενον αἰεὶ ἐπιθυμέει ἀναπνεῖν· καὶ ἐν τῷ πλεύμονι, ὥστε οὐκ ἰσχυρῶς ὑγρῷ εἰσὶν, ξυσμὸς ἐγγίνεται· ὅταν δὲ πολὺ ἀπορρυῆ τῆς κεφαλῆς, οὐτ' ἐν τῷ πλεύμονι ξυσμὸς γίνεται· πολὺ γὰρ αὐτῷ τὸ ἐπιρρέον ἐστί. καὶ ἔμπυοι ἐκ τῶν φθισίων τούτων γίνονται, ὅταν ὑγρότερον τὸ σῶμα γένηται· καὶ ὅταν ξηρότερον γένηται, ἐκ τῶν ἐμπύων φθισιῶντες. ἔμπυοι τῷδε δῆλοι γίνονται· τὴν λαπάρην ἀρχομένων πόνος ἔχει· ἐπὴν δὲ πῦον ἤδη ξυνεστήκη, ὁ τε πόνος ὁμοίως ἔχει, βῆξ τε γίνεται, καὶ ἐπαναχρέμπτεται πῦον, καὶ πνεῦμα | ἔχει. ἦν δὲ μήπω ἐρρώγη, ἐν τῇ λαπάρῃ σείεται καὶ ψοφέει οἶον ἐν ἀσκῷ· ἦν δὲ τούτων μηδὲν προσημῆνη, ἔμπυος δὲ ἦ, τοισίδε χρῆ

<sup>1</sup> Ermerins: ταῦτα AV.

## PLACES IN MAN

crushed, for pus collects at the spot; when there is a collection of pus, if someone shakes the patient's body, the pus splashes and makes a sound, and that is where they are cauterised.

Consumption arises when, just as in internal suppuration, a flux to the same spot (i.e. the lung) has occurred through the windpipe and the bronchial tubes, which connect the lung and the windpipe, and there is a continual, small flux which does not produce any great amount of moisture in the lung; for what is flowing down gets dried up in the windpipe and congeals, so that it does not splash, but, flowing down a little at a time, is caught and provokes coughing. Now since the bronchial tubes have narrow channels, this flux, being caught in them, produces narrowing of the airway, and this provokes difficult breathing, so that the patient, his breath continually failing, continually desires to inspire. And since there is no great amount of moisture in the lung, irritation is felt; when, on the other hand, the flux from the head is great, there is no irritation in the lung, since the afflux to the lung is copious. Patients suppurate internally after these consumptions when the body becomes more moist; they become consumptive after internal suppuration when it becomes more dry. Internal suppuration is revealed by the following: at the beginning there is pain in the flank; then, after pus has already collected, with the pain continuing the same, coughing begins, pus is expectorated, and breathing becomes difficult. If the pus has not yet broken out of its cavity, if the patient is shaken it makes a sound in the flank as if in a wineskin. If none of these signs is present, but the patient is definitely suppurating inter-

τεκμαίρεσθαι· πνεῦμα πολὺ ἔχει, φθέγγεται τε ὑποβραγχότερον, καὶ οἱ πόδες οἰδέουσι καὶ τὰ γούνατα, μᾶλλον δὲ κατὰ τὴν λαπάρην, ἐν ἧ τὸ πῦον ἔνεστι καὶ ὁ κίθαρος συγκεκαμμένος ἐστί, καὶ λυσιγυῖα γίνεται, καὶ ἰδρῶς περιχεῖται ὅλον τὸ σῶμα, καὶ τοτὲ μὲν δοκέει θερμὸς αὐτὸς ἐωυτῶ εἶναι, τοτὲ δὲ ψυχρὸς· καὶ οἱ ὄνυχες περιτεταμένοι εἰσὶ καὶ ἡ κοιλίη θερμὴ γίνεται· τούτοισι χρῆ γινώσκειν τοὺς ἐμπύους.

15. Ὄταν δ' ὀπισθεν ρεύσῃ ἐς τὴν ράχιν, φθίσις γίνεται τούτῳ τοιάδε· τὴν ὀσφῦν ἀλγέει, καὶ τὰ ἔμπροσθεν τῆς κεφαλῆς κενὰ δοκέουσιν αὐτῶ εἶναι.

16. Χολῆ δὲ τὰδ' ἐστὶν ἐπικίνδυνα, ἕκτερος ἦν ἐπιγένηται, ἐν τοῖσιν ὀφθαλμοῖσι καὶ ἐν τοῖσιν ὄνυξι πελιδνὰ ὅταν γένωνται, καὶ ἐς τὸ σῶμα ὅταν ἔχη ἔλκεα καὶ τὰ περὶ τὰ ἔλκεα πελιδνὰ ἦ, καὶ ὁ ἰδρῶς ὀκόταν μὴ καθ' ὅλον τὸ σῶμα ἐκθύη, ἀλλὰ καθ' ἐν μέρος τοῦ σώματος, καὶ ὅταν τοῦ πυρετοῦ ἔτι ὄντος ἐπαναχρέμπτηται χλωρόν, ἢ, ἐόντος ἐντὸς ἐν τῷ πλεύμονι ἔτι τοῦ χλωροῦ, ἢ ἐπανάχρεμψις παύσῃται· τοῦτο δεῖ γινώσκειν ὅταν ἐνῆ καὶ ὅταν μὴ ἐνῆ· ὅταν ἐνῆ, ἐμφοφεί ἐν τῇ φάρυγγι ἀναπνέοντος, καὶ πνεῦμα ἐπικίνδυνον, καὶ λύγξ, καὶ ὁ πυρετὸς ἔτι ὢν, ἀποχρέμματος ἔτι ἐν τῷ πλεύμονι ἐνεόντος, καὶ ἡ κοιλίη ἀσθενέος ἤδη ἐόντος ὑποχωρέουσα· ταῦτα πλευρίτιδος καὶ περιπλευμονίης ἐπικίνδυνα.

17. Πλευρίτῳ ὧδε χρῆ ἰᾶσθαι· τὸν πυρετὸν μὴ παύειν ἐπὶ τὰ ἡμερέων, πότεν χρῆσθαι ἢ ὀξύμελι-



nally, you must form your judgement from the following: there is great difficulty of breathing, the patient's voice is somewhat hoarser than normal, and his feet and knees swell, especially on the side where the pus is located; the chest is compressed, there is slackness of the limbs, sweat pours out over his whole body, and sometimes he feels warm, sometimes cold; the digits become clubbed, and his cavity is hot. These are the signs by which you must recognize that patients are suppurating internally.

15. When there is a flux posteriorly into the back, it produces a consumption of the following nature: the patient suffers pain in the loins, and he has the sensation that the front of his head is empty.

16. As far as bile goes, the following disorders are dangerous, if jaundice comes on: when there is lividness in the eyes and under the nails; when there are ulcers on the body, and the areas around the ulcers are livid; when sweat breaks out not over the whole body but in one part of it; when, with fever still present, yellow-green material is coughed up, or, with yellow-green material still present in the lung, expectoration stops. You must recognize when such material is present and when it is not: when it is present, a noise is heard in the throat when the patient breathes in, breathing is dangerously difficult, the patient hiccups, his fever persists, material that should be coughed up remains in his lung, and the cavity of the already weakened patient has a downward motion. These are the dangerous signs of pleurisy and pneumonia.

17. You must treat pleurisy thus. Do not check the fever for seven days. As drink give either oxymelicrat or

310 κρήτῳ, ἢ ὄξει καὶ ὕδατι· ταῦτα δὲ χρῆ προσφέρειν ὡς πλεῖστα, ὡς ἐπίτεγξις γένηται καὶ γινομένη | ἐπανάχρεμψιν ποιήῃ· καὶ τὴν ὀδύνην παύειν θερμαντηρίοισι φαρμάκοισι, καὶ καταρροφεῖν διδόναι ὅ τι ἐπανάχρεμψιν ποιήσει, καὶ λουτροῖσι χρῆσθαι τεταρταίοισιν· τῇ δὲ πέμπτῃ καὶ τῇ ἕκτῃ χρίειν ἐλαίῳ· τῇ δὲ ἐβδόμῃ λούειν, ἣν μὴ ὁ πυρετὸς μέλλῃ ἀφιέναι, ὡς ὑπὸ τοῦ λουτροῦ ὁ ἰδρὼς ἐγγένηται· καὶ ἔτι τῇ πέμπτῃ καὶ τῇ ἕκτῃ ἰσχυροτάτοισι χρῆσθαι τοῖσιν ἐπαναχρεμπτηρίοισι φαρμάκοις, ὡς τὴν ἐβδόμην ὅτι ῥῆῖστα ἡμέρην ἀγάγῃ· ἣν δὲ μηδὲ τῇ ἐβδόμῃ ἡμέρῃ παύσῃται, τῇ ἐνάτῃ παύσεται, ἣν μή τι ἄλλο τῶν ἐπικινδύνων γένηται· ἐπὴν δὲ ὁ πυρετὸς ἀφῆ, ῥοφήματα ὡς ἀσθενέστατα ποιέων προσφέρειν· ἣν δὲ ἰνηθμὸς<sup>1</sup> ἐγγένηται, ἣν μὲν ἔτι θερμου<sup>2</sup> τοῦ σώματος ἔοντος, τῶν ποτῶν ἀφαιρέειν· ἣν δὲ τοῦ πυρετοῦ ἀφεικότος, πυρίνοισι τοῖσι ῥοφήμασι χρῶ· καὶ τὴν περιπλευμονίην τὸν αὐτὸν τρόπον ἰῶ.

18. Τοὺς ἐμπύους καθαίρειν τὴν κεφαλὴν μὴ ἰσχυροῖσι φαρμάκοισιν, ἀλλὰ κατὰ μικρὸν ἀποτρέπειν ἐς τὰς ρίνας, καὶ ἅμα διαχωρητικοῖσι σιτίοισι χρῆσθαι· καὶ ἐπὴν ἡ ἀρχὴ τοῦ νοσήματος μηκέτι ἦ, ἀλλ' ἐκτρέπῃται ὁ ῥόος, ἐπανάχρεμψιν ποιέεσθαι, καὶ βῆχα ποιέειν, καὶ ἐγχύτοισι φαρμάκοισι χρῆσθαι καὶ σιτίοισιν ἅμα· ὁπόταν δὲ δέῃ ἀπόχρεμψιν ποιέεσθαι, καὶ πλέοσι σιτίοισι καὶ ἀλυκοῖσι χρῆσθαι καὶ λιπαροῖσι, καὶ οἴνω αὐστηρῶ, καὶ βῆχα ποιέειν ὅταν ὦδε ἔχῃ.

vinegar and water; these you should administer in very generous amounts, in order that moistening occurs and leads to expectoration. Check the pain with warming medications. As gruel give what will promote expectoration. On the fourth day give baths, on the fifth and sixth days anoint with olive oil, and on the seventh day wash—unless the fever is about to remit—in order that through bathing sweating will be induced. Begin even on the fifth and sixth days to give powerful expectorant medications, in order that on the seventh day the patient will bring up his sputum as easily as possible. If the fever does not cease on the seventh day, it will do so on the ninth, unless some other danger intervenes. When the fever has remitted, prepare and give a very mild gruel. If purging occurs, should the body still be warm withhold drinks, but if fever is no longer present, give wheaten gruels. Also treat pneumonia in the same way.

18. In patients that suppurate internally, clean the head—not with powerful medications, but by turning away the flux a little at a time to the nostrils—and at the same time prescribe laxative foods. When the beginning of the disease has passed and the flux has turned outward, provoke expectoration and coughing, and at the same time infuse medications and give food. When you must provoke expectoration, give copious salty rich foods and dry wine, and stimulate coughing, when the case is as described.

---

<sup>1</sup> Froben: *ἰθμὸς* A: *νυγμὸς* V.

<sup>2</sup> Littré: *νεαρὸν* AV.

19. Καὶ τοὺς ὑπὸ τῆς φθίσιος τὸν αὐτὸν τρόπον τᾶλλα, πλὴν τὰ σιτία μὴ πολλὰ ἄμα, καὶ τὰ ὄψα μὴ πλέονα ἢ τὰ σιτία, καὶ τῷ | οἴνῳ ὑδαρεῖ χρῶ ἐπὶ τῷ σιτίῳ, ὡς μὴ θερμαίνῃ, καὶ τῷ σώματι ἀσθενεῖ ἐόντι θερμότητα παρέχῃ, καὶ ἄμα ἀμφοτέρα θερμαίνωσιν ἐν τῷ αὐτῷ χρόνῳ καὶ θερμωλὴν ποιέωσιν.

20. Ῥεῦμα πολὺ ὁπόταν διὰ τοῦ οἰσοφάγου ἐς τὴν κοιλίην ρεύσῃ, ἴησις γίνεται κάτω, ἔστι δ' ὅτε καὶ ἄνω· τούτῳ ἦν μὲν ὀδύνη ἐνῆ ἐν τῇ γαστρί, ὑπεξάγειν πρῶτον φαρμάκῳ ἢ χυλῷ, ἔπειτα φαρμάκῳ ἰσχητηρίῳ χρῆσθαι, τοῖσι δὲ σιτίοισι διαχωρητικοῖσιν ἕως ἂν ἡ ὀδύνη ἔχῃ· ἐπὴν δὲ παύσῃται ἡ ὀδύνη, καὶ τοῖσι σιτίοισιν ἰσχητηρίοισι χρῆσθαι· τὸν αὐτὸν δὲ τρόπον καὶ ἐπὴν πολλὰς ἡμέρας ἴησις ἔχῃ, ἰᾶσθαι ἦν δὲ ἀσθενὴς ἢ καὶ μὴ δύνηται προσφέρεισθαι ὑπὸ ἀσθενείης, κλύζειν πρῶτον μὲν χρῆ χυλῷ πτισάνης, ἔπειτα ἐπὴν τούτῳ καθήρης, τῶν στυφόντων τινί [ὑστερον ἐπὴν τοῦτο κλύσης].<sup>1</sup>

21. Ὅποταν δ' ἐς τὴν σάρκα ὀπισθεν παρὰ τοὺς σπονδύλους ρεύσαν ὑδρωπα ποιήσῃ, ὧδε χρῆ ἰᾶσθαι· καίειν τὴν σάρκα τὴν ἐν τῷ τραχήλῳ μεταξὺ τῶν φλεβῶν ἐσχάρας τρεῖς, καὶ ἐπὴν καύσης, ξυνάγειν καὶ ποιέειν ὡς ἰσχυροτάτας οὐλάς· καὶ ἐπὴν ἀποφράξῃς, πρὸς τὰς ρίνας φάρμακον πρόσφερε, ὡς ἐκτρέπηται, καὶ ἀσθενὲς αὐθις καὶ αὐθις, ἕως ἂν ἀποτρεφθῇ· καὶ τὰ μὲν ἔμπροσθεν τῆς κεφαλῆς θέρ-

<sup>1</sup> Del. Littré.

## PLACES IN MAN

19. Treat patients with consumption generally the same, except do not give large amounts of cereals at one time; let the quantity of main dishes not exceed that of the cereals; after the meal give wine well-diluted with water in order that it will not be warm and provoke heating in the weakened body, and both of them together (i.e. the wine and the body) become warm at the same time and cause feverish heat.

20. When a massive flux passes through the oesophagus into the cavity, there is an evacuation downwards, and sometimes also upwards. If there is pain in the person's belly, first clean downwards with a medication or a juice, and then give an astringent medication and laxative foods for as long as the pain is present. When the pain stops, prescribe astringent foods as well. Treat in this same way even when the evacuation continues for many days; if the patient is weak and cannot take anything because of his weakness, you must first give him an enema of barley-water, and then, when you have purged with that, some astringent medication.

21. When a flux into the tissue at the back along the vertebrae produces dropsy, treat as follows. Burn three eschars in the tissue of the neck between its vessels, and after you have cauterized, draw the edges of the wound together and make them as flat as possible. Having thus blocked the flux's passage, apply a medication to the nostrils—a weak one administered repeatedly—in order that the flux will be turned in that direction, and continue until it turns aside; warm the front of the head and cool

314

μαινε, τὰ δ' ὄπισθεν ψύχε· καὶ ἐπὴν σοι ἐκτεθερ-  
 μασμένος ἦ τὰ ἔμπροσθεν τῆς κεφαλῆς, σιτία ἐσθί-  
 ει· τὰ φλεγματωδέστατα καὶ ἤκιστα | διαχωρητικά,  
 ὡς ὅτι μάλιστα διευρυνθῶσιν αἱ ῥοαὶ αἱ ἔμπροσθεν  
 τῆς κεφαλῆς· ἔπειτα δ' ἐπὴν ἀποφράξης καὶ ἀποτρέ-  
 ψης τὴν ἐπίρρυσιν, ἦν τι πρὶν ἢ εὐτρεπίζειν τὸ  
 ῥεῦμα εἰς τὸ σῶμα ἔλθῃ, ὧδε χρὴ ἰᾶσθαι· ἦν μὲν  
 μᾶλλον πρὸς τὸ δέρμα ἐκκεχωρηκὸς ἦ, τὰ ἔξωθεν  
 πυριῶντα· ἦν δ' ἔνδον πρὸς τὴν κοιλίην, ἔξωθεν δὲ  
 μὴ δῆλον ἦ, φάρμακον πιπίσκοντα· ἦν δ' ἐπ' ἀμφό-  
 τερα, ἀμφοτέρων ἀφαιρέειν· ἐπιτηδεύειν δὲ χρὴ  
 ἐγγυτάτην ἔξοδον ποιεῖν, ἦν τε κάτω, ἦν τε ἄνω, ἦν  
 τε ἄλλῃ ὅπῃ τοῦ σώματος ἔξοδοί εἰσιν.

22. Ὅποτεν ἰσχιάς ἀπὸ ῥόου γένηται, σικύην  
 χρὴ προσβάλλειν, καὶ ἔλκειν ἔξω, καὶ μὴ κατακρού-  
 ει, καὶ ἔνδοθεν θερμαντήρια φάρμακα πιπίσκοντα  
 διαθερμαίνειν, ὅπως ἔξοδος ἦ καὶ ἔξω εἰς τὸ δέρμα  
 ὑπὸ τῆς ἐλκύσιος τῆς σικύης, καὶ ἐντὸς πρὸς τὴν  
 κοιλίην ὑπὸ τῆς θερμασίας· ὅποτεν γὰρ ἀποφραχθῇ  
 καὶ μὴ ἔχῃ ὅπῃ ὀδοιπορέη, ὀδοιπορέουσα εἰς τὰ  
 ἄρθρα ῥεῖ εἰς τὸ ὑπεῖκον, καὶ ἰσχιάδα ποιεῖ.

23. Ἡ ὄπισθεν φθίσις· τούτῳ τὴν κεφαλὴν  
 καθαρτέον ἀσθενεῖ φαρμάκῳ, ἕως ἂν ἀποτρεφθῇ ὁ  
 ῥόος, καὶ τῇ διαίτῃ ὡσπερ ἔμπροσθεν χρῶ, φάρμα-  
 κον δὲ πίσον ἐλατήριον, καὶ κάτω γάλακτι κλύσον,  
 τὰ δ' ἄλλα πυρίησιν ἰῶ.

24. Ὑδωρ εἰς τὸ ἐπίπloon· ἐπὴν ὁ σπλὴν ὑπὸ  
 πυρετοῦ μέγας γένηται, γίνεται δὲ ὅταν τὸ σῶμα

the back of it. When you have succeeded in warming the front of the head, let the patient eat foods that are the most productive of phlegm and the least laxative, in order that the channels at the front of the head will dilate as much as possible. Then, after you have blocked the flux and turned it aside, if before being treated some of the flux had already gone to the body, you must treat as follows. If the flux moved mainly outwards to the skin, apply vapour-baths externally; if it moved inside to the cavity, and is not evident from the outside, have the patient drink a medication. If the flux moved in both directions, remove it from both. You must take care to establish the exit as close to the source as possible, no matter whether you are employing the downward pathway, or the upward, or any of the other exits of the body.

22. When sciatica arises from a flux, you must apply a cupping instrument and draw off fluid without making any punctures. Warm the patient internally by having him drink warming medications, in order that there will be both an exit externally into the skin by the drawing of the cupping instrument, and an exit internally into the cavity brought about by heating. For when fluid is blocked up and has nowhere else to go, it goes into the joints, flowing in the direction of least resistance, and produces sciatica.

23. Consumption in the back. In this patient, the head is to be cleaned out with a mild medication continued until the flux is turned aside. Employ the same regimen as in the case before, have the patient drink a diuretic medication, clean him downwards with an enema of milk, and for the rest treat him with vapour-baths.

24. Water entering the omentum. When the spleen is enlarged as the result of fever—this happens simultane-

λεπτυνθῆ, τοῖσι γὰρ αὐτοῖσιν ὅ τε σπλὴν θάλλει καὶ τὸ σῶμα φθίνει· ὅταν δὲ τὸ σῶμα λεπτόν ᾖ καὶ ὁ σπλὴν θάλλη καὶ τὸ ἐπίπλοον ἅμα τῷ σώματι λεπ-  
 τυνθῆ, ἢ πιμελῆ ἢ ἐν τῷ ἐπιπλώῳ ἐστί, τήκεται· ἐπὴν  
 δὲ ταῦτά τε κενὰ πιμελῆς γένηται καὶ ἀπὸ τοῦ  
 σπληνὸς θάλλοντος ἀπορρέη εἰς τὸ ἐπίπλοον, ὡς  
 ἐγγύτατα εἶναι τὸ ἐπίπλοον, ὡς τε τεύχεα ἔχον καὶ  
 316 ταῦτα κενεά, ἐσδέχεται καὶ ἐπὴν τὸ ἰ νόσημα ἅπαξ  
 ἐν τῷ σώματι γένηται, εἰς τὸ νοσέον τρέπεται, ἢν μή  
 τις εὐτρεπίζη, ὡς καὶ τὸ εὐτρεπιζόμενον ἐπικίνδυνον.  
 τοῦτον ὧδε ἰᾶσθαι· φάρμακα πιπίσκειν ὑφ' ὧν ὕδωρ  
 καθαίρεται, καὶ σιτία τὰ φλεγματοδέστατα διδόναι·  
 ἢν δὲ μηδ' οὕτω ράων γένηται, καίειν ὡς λεπτότατα  
 καὶ ὡς ἐπιπολαιότατα, ὅπως τὸ ὕδωρ ἴσχειν δύνῃ,  
 πέριξ τοῦ ὀμφαλοῦ κύκλον, καὶ εἰς τὸν ὀμφαλὸν μή,<sup>1</sup>  
 καὶ ἀφιέναι ἐκάστης ἡμέρης. τῶν νοσημάτων ὅ τι  
 ἂν ἐπικίνδυνον παραλάβῃς,<sup>2</sup> ἐν τούτοισι παρακινδυν-  
 νεύειν χρή· ἐπιτυχῶν μὲν γὰρ ὑγιᾶ ποιήσεις, ἀτυχή-  
 σασ δέ, ὅπερ καὶ ὡς ἔμελλε γίνεσθαι, τοῦτ' ἔπαθεν.

25. Παιδίῳ δὲ χρή ὕδρωπα ὧδε ἰᾶσθαι· τὰ οἰδέ-  
 οντα καὶ ὕδατος ἔμπλεα ἐξοίγειν μαχαιρίῳ πυκνὰ  
 καὶ σμικρὰ ἐξοίγοντα, ἐξοίγειν δ' ἐν μέρει ἐκάστῳ  
 τοῦ σώματος, καὶ πυρίησι χρήσθαι, καὶ αἰεὶ τὸ ἐξοι-  
 γόμενον χρίειν θερμαντηρίῳ φαρμάκῳ.

26. Πλευρίτις ξηρὴ ἄνευ ρόου γίνεται ὅταν ὁ  
 πλεύμων λίην ξηρανθῆ ὑπὸ δίψης ἀναγκαίης· ὁ γὰρ  
 πλεύμων, ἅτε ξηρὸς ἑὼν, ἐπὴν τι μᾶλλον ξηρανθῆ

<sup>1</sup> Linden after Foes in note 76: μίαν AV.



ously with the body becoming lean, since the same process makes both the spleen swell and the body waste—when the body is lean and the spleen swells and the omentum wastes along with the body, then the fat that is in the omentum melts. When these parts have been emptied of fat, and there is a flux from the swollen spleen into the omentum, its neighbouring organ, the omentum, containing cavities and these being empty, accepts the flux. When the disease has once developed in the body, everything goes to the ailing part, unless someone takes up the treatment, for even cases that are treated are dangerous. Treat this patient as follows. Have him drink medications that will clean out water, and give foods that are the most productive of phlegm. If he does not improve even with this treatment, cauterize very lightly and superficially in order that the eschar will be able to hold the water—about the umbilicus in a circle, but not in the umbilicus itself—and draw this off each day. In any of the dangerous diseases you take on, you must accept some degree of risk: for if you are lucky, you will make the patient well, but if you fail, he only suffers what was likely to have happened anyway.

25. In a child you must treat dropsy as follows. Open the areas that are swollen and full of water by making numerous small incisions with a scalpel; make these openings in every part of the body. Administer vapour-baths, and anoint all the openings with a warming medication.

26. Dry pleurisy without any flux arises when the lung dries out too much, as the result of an involuntary thirst. For when the lung, which is a dry part, becomes even

---

<sup>2</sup> A: ἐπικινδυνότατόν ἐστιν V.

τῆς φύσιος, ἰσχνὸς γίνεται, καὶ ἀκρατῆς γενόμενος, κλιθεὶς ἐς τὸ πλευρὸν ὑπ' ἀκρασίης, ψαύει τοῦ πλευρου· καὶ ἐπὴν θίγη ὑγροῦ ἐόντος, ἄπτεται, καὶ πλευρῖτιν ποιεῖ· τότε δὲ καὶ ὀδύνη γίνεται ἐς τὸ πλευρὸν καὶ ἐς τὴν κληῖδα, καὶ πυρετός, καὶ ἐπαναχρέμπτεται λευκόν. τοῦτον χρῆ πολλοῖσι πότοισω ἰᾶσθαι, καὶ λούειν, καὶ τῆς ὀδύνης φάρμακον διδόναι καὶ  
 318 τᾶλλα τὰ ἀνάχρεμψιν ποιεῦντα· ἴ οὗτος ἐν ἑπτὰ ἡμέρησι ὑγιῆς γίνεται, καὶ τὸ νόσημα ἀκίνδυνόν ἐστι, καὶ σιτία οὐ χρῆ διδόναι.

27. Πυρετοὶ διὰ τόδε γίνονται, ὅταν τοῦ σώματος ὑπερφλεγμῆναντος αἱ σάρκες ἀνοιδήσωσιν, καὶ τὸ φλέγμα καὶ ἡ χολή κατακλεισθέντα ἀτρεμίζωσι, καὶ μὴ ἀναψύχηται μηδὲν μήτ' ἐξίον μήτε κινεύμενον, μήτ' ἄλλου ὑπιόντος. ὁπόταν κόπος ἔχη καὶ πυρετός καὶ πλησμονή, λούειν χρῆ πολλῶ, καὶ χρίειν ὑγρῶ, καὶ θερμαίνειν ὡς μάλιστα, ὡς ἡ θερμωλή, ἀνοιχθέντος τοῦ σώματος, ὑπὸ τοῦ ἰδρώτος ἐξέλθη· ἐξῆς δὲ ταῦτα ποιεῖν καὶ τρεῖς καὶ τέσσαρες ἡμέρας· καὶ ἦν μὴ παύηται, φάρμακον πίσαι χοληγόν, καὶ <μῆ><sup>1</sup> ψύχειν τὸν πυρετόν, πρὶν ἢ τεταρταῖος ᾗ, μηδ' ἕως ἂν τὸ σῶμα θάλλη, πιπίσκειν φάρμακον· οὐ γὰρ ἰνῶνται<sup>2</sup> εἰ μὴ σμικρόν, ὥστε συνοιδέοντος τοῦ σώματος· ἐπὴν δὲ ἰσχνὸς ᾗ, πιπίσκειν, καὶ ἰνήσεται. πυρετῶ σιτίον μὴ προσφέρειν, μηδὲ ροφήμασιν ὑπεξάγειν, καὶ ποτὸν ὕδωρ θερμὸν καὶ μελίκρητον καὶ ὄξος σὺν ὕδατι, ταῦτα δὲ πιπίσκειν ὡς πλείστα· ἦν γὰρ ψυχρὸν μὴ ἐσίγη, τὸ ποτὸν θερμὸν

drier than it naturally is, it withers, becomes weak, and, because of its weakness, leans against the side and comes into contact with it. When it touches the side, a moist part, it fastens itself to it and this produces pleurisy. Then pain invades the side and the collar-bone, there is fever, and white sputum is expectorated. Treat this patient with frequent drinks, wash him, give him a medication for the pain, and do the other things that promote expectoration. He recovers in seven days, and the disease is not dangerous; you need not give foods.

27. Fevers arise in the following way: when from an excess of phlegm in the body the tissues swell up, when phlegm and bile are closed in and become immobile, and when nothing is cooled by going out, or by moving, or by anything else passing off. When there are weariness, fever and fullness, you must wash with copious water and anoint with oil, and warm as much as possible in order that, as the body is opened, the fever heat will make its exit with the sweat. Do this successively for three or four days. If the fever does not stop, have the patient drink a medication that draws bile. Do not cool the fever until the fourth day, nor give the patient a purgative medication to drink as long as the body is swollen, for the evacuations will not be effective, except perhaps faintly, since the body is swollen up tight. After the swelling has gone down, give a medication to drink, and he will be evacuated. In a fever do not give cereal, nor evacuate downwards with gruels; as drink give warm water, melicrat and vinegar with water, and have the patient drink generous amounts; for if no cold enters the body, the drink, being

---

<sup>1</sup> Littré.      <sup>2</sup> A: κρίνονται V.

320 ἔον καὶ μένον ἐκ τοῦ σώματος τοῦ νοσέοντος ἀφαι-  
 ρέει, ἣν τε διουρήση, ἣν τε διῦδρώση· πάντη δὲ  
 ἀνοιγόμενόν τε καὶ ἀναπνέον καὶ κινεύμενον τὸ  
 σῶμα συμφέρον πρήσσει. ἐπὴν δὲ ἰσχυρὸν ὄντα  
 καίη, δῆλον ὅτι οὐ διὰ τὸ φλεγμαίνειν ὁ πυρετὸς  
 ἔχει· καὶ ἦν μὴ παύηται, τρέφειν, καὶ φλεγμαίνειν  
 ποιέειν· καὶ ἦν μὴδ' οὕτω ξυμφέρη, δῆλον ὅτι οὐκ ἢ  
 ἰσχυρή<sup>1</sup> τὸν πυρετὸν παρέχει· τοῦτον χρῆ φάρμακον  
 πίσαι, ὡς ὑπεξάγη, ὅπη ἂν μᾶλλον ὁ πυρετὸς ἔχη,  
 ἦν τ' ἄνω, ἦν τε κάτω, ἦν | μὲν ἄνω, ἄνω, ἦν δὲ  
 κάτω, κάτω. οὐδὲν δ' ἦσσαν δεῖ τοὺς ἀσθενέας τῶν  
 ἰσχυρῶν φαρμάκον πιπίσκειν, ἀλλ' ὁμοίως ἢ μοῦνον  
 οὕτω, τοῖσι μὲν ἰσχυροῖς ἰσχυρόν, τοῖσι δ' ἀσθενέ-  
 σιν ἀσθενές. τὰς δὲ πυρώσιας ποτοῖσι καὶ ροφήμα-  
 σιν, ὥστε τὸν πυρετὸν ψυκτηρίῳ φαρμάκῳ ἐκλύειν,  
 καμμάρω ἢ ἄλλῳ τινὶ τοιούτῳ· καὶ ἐπὴν <μῆ>  
 λύσης<sup>2</sup> τῷ ψυκτηρίῳ, θερμαντηρίοισι χρῶ ἐξῆς·  
 ἐπὴν δὲ μὴ παύηται, ψυκτηρίοισι πάλιν χρῆσθαι.

28. Ἴκτερον ὧδε χρῆ ἰῆσθαι· ἐπὴν παραλάβης,  
 τρέφε, καὶ λουτροῖσι καὶ πιαντηρίοισι καὶ ποτοῖσι  
 καὶ σιτίοισι καθυγραίνειν ἢ τρεῖς ἢ τέσσαρας ἡμέ-  
 ρας· ἐπὴν δ' ὑγρανθῆ τὸ σῶμα, καθαίρειν καὶ  
 ξηραίνειν τὸ σῶμα, λιπαρά τε ἐξαίφνης ἐξαρύσαι,  
 πάντη προσφέρων φάρμακον ἢ δυνατὸν ὑγρότητα  
 ἐξάγειν· πρὸς δὲ τὴν κεφαλὴν καθαρτηρίῳ ἀσθενεῖ·  
 καὶ οὐρητικὰ πιπίσκειν· καὶ πρὸ τῶν σιτίων τοῦτον

<sup>1</sup> ἢ ἰσχυρή Potter: ἐχρῆν AV.

<sup>2</sup> Litttré: λύσης A: ναυτιῶτο V.

warm and staying in place, will take something away from the ailing body, whether it passes off in the urine or as sweat, and the body, being opened, taking in breath and moving on every side, fares better. When the body is feverish without being swollen, clearly the fever is not being caused by swelling. If such a fever does not go away, feed the body and make it swell up with phlegm. If this does not help either, it is clear that thinness is not producing the fever. Have this patient drink a medication that will evacuate from the region that the fever is mainly occupying, whether that be the upper or the lower; i.e. if the fever is mainly in the upper region, give a medication to evacuate upwards, if mainly in the lower region, a medication to evacuate downwards. Weak patients need to drink a medication just as much as do strong ones, only whereas you give strong patients a strong medication, give weak patients a weak one. Relieve feverish conditions with drinks and gruels just as you relieve a fever with a cooling medication, employing aconite or something else of the same kind. When you do not succeed in relieving it with the cooling medication, use in turn heating ones. When that does not bring a stop, revert to cooling ones.

28. You must treat jaundice as follows. When you first take on the patient, build him up and moisten him thoroughly for three or four days with baths, with substances that fatten, with drinks, and with foods. When the body has been moistened, clean and dry it, and all at once draw off its fullness by applying medication everywhere that moisture can be drawn out; for the head use a mild cleaning medication, and have the patient drink diuretics. At

τὸν χρόνον, ὄν<sup>1</sup> καθαίρεις τὴν τεταραγμένην ὑγρότητα, κατάποτον δίδου, ὡς μὴ τρέφεται ἀπὸ τούτου τοῦ ὑγροῦ<sup>2</sup> τὸ σῶμα· ὅταν δὲ ἰσχυραίνηται, καὶ λουτροῖσι κάθαιρε· τοῦ δὲ σικύου τοῦ ἀγρίου τὴν ρίζαν κόψας, ἐς ὕδωρ ἐμβαλὼν, ἀπὸ τούτου λουε· χοληγὰ δὲ φάρμακα μὴ πίπισκε, ὡς μὴ ταράσση μᾶλλον τὸ σῶμα τοῦτον· ἐπὴν δὲ ξηρὸν ἦ τὸ τεταραγμένον, τρέφε, μηδενὶ ὑποχωρητικῶ φαρμάκῳ, μηδὲ διουρητικῶ, ἀλλ' οἴνω οἰνώδει καὶ ἄσσο ἐρυθρότερον ποιέει τὸν ἄνθρωπον, τούτοισιν· ἦν δὲ χλωρὸς ἦ, πάλιν ἐξαρῦσαι, ξηραίνειν δὲ μηδαμά, ὡς μὴ παγῆ χλωρὸς ἔών.

29. Θηρίον ἐπέρχεται ἐπὶ τὸ σῶμα διὰ τόδε· ἐπὴν φλεγμῆνη ἢ σὰρξ ἢ πέριξ, καὶ οἱ κρημνοὶ μεγάλοι ἔωσι τοῦ ἔλκεος, καὶ τὸ ἔλκος ὑγρόν, καὶ ἐπὶ τοῦ ἔλκεος ἐξηρασμένος ἐπὴ ἰχώρ, ἢ τὸ ἔλκος συμπεπηγὸς ἦ ἢ ξυυσεσηπός, ὁ ἰχώρ ὁ ἀπὸ τοῦ ἔλκεος ἀπορρέων κωλύεται ἔξω χωρέειν ὑπὸ τοῦ ἐπιπεπηγότητος ἐπὶ τοῦ ἔλκεος πρὸς τὴν σάρκα· ἢ δὲ σὰρξ ὑποδέχεται, ὥστε μετέωρός γ' ἐοῦσα αὐτὴ ὑπὸ φλεγμασίης, καὶ ὅταν ἀφίκηται ὁ ἰχώρ ὑπορρέων, σήπει καὶ μετεωρίζει. τοῦτον φαρμάκοισιν ὑγραίνουσιν<sup>3</sup> αὐτὸ τὸ ἔλκος χρίειν, ὡς ὑγραينوμένου ἔξω τὸ ρεῦμα ῥέη ἐκ τοῦ ἔλκεος, καὶ μὴ ὑπὸ τὴν σάρκα, καὶ τὰ κατάρροα τοῦ ἔλκεος ψύχουσι φαρμάκοισιν, ὡς χειμιούσα συμπιλήται ἢ σὰρξ καὶ μὴ διαρραγείσα

<sup>1</sup> Littré: om. A: ἦν V.

<sup>2</sup> Potter: χρόνου AV.

<sup>3</sup> Joly: -οντας AV.

this period, when you are cleaning out the disordered moisture, give a pill before meals in order that the body will not take up nourishment from the moist part. When the moisture has been removed, clean with baths, too: pound root of squirting cucumber, put it in water, and wash with this. Do not have the person drink medications that drive off bile, lest these disturb his body even more. When what was stirred up by the moisture has become dry, build the person up without employing either a laxative medication or diuretic, but give him strong wine and substances that promote ruddiness. If he appears yellow-green, draw off fluid again, but be careful not to dry him even a little, lest he become fixed in the yellow-green state.

29. A malignant ulcer assails the body because of the following: when the tissue around the ulcer swells up and its edges are enlarged, and the ulcer is moist, and on the ulcer there is serum that has dried up, or the ulcer is clotted together or putrefied into a mass, the serum flowing out of the ulcer is prevented from moving outwards by the material clotted on top of the ulcer against the tissue. The tissue, being raised up in its phlegmasia, receives the serum, and when it flows under the tissue, the tissue suppurates and becomes raised. In this patient anoint the ulcer itself with moistening medications in order that, the ulcer being moistened, the flux will move outward from the ulcer and not under the tissue, and anoint the suffusion of the ulcer with cooling medications in order that, being chilled, the tissue will felt together rather than be torn apart and provoke a counter-fluxion. Generally,

ἀντεπιρρέη· καὶ τᾶλλα δὲ ἔλκεα ψύχουσι περιχρίειν, καὶ ἐπ' αὐτὰ τὰ ὑγραίνοντα ἐπιτιθέναι.

30. Κύναγχος ἀπὸ αἵματος γίνεται, ὅταν τὸ αἷμα παγῇ τὸ ἐν τῆσι φλεβῖ τῆσιν ἐν τῷ τραχήλῳ· τούτῳ<sup>1</sup> ἀπὸ τῶν ἐν τοῖσι γυίοισι φλεβῶν αἷμα ἀφαιρέειν, καὶ ἅμα κάτω ὑπεξάγειν, ὡς τὸ τὴν νοῦσον παρέχον τοῦτο κατασπασθῆ· καὶ γλῶσσαν, ὁπόταν ἔλκεα ἔχη μεγάλα, ὡσαύτως εὐτρεπιστέον.

324

31. Τὰ νοσήματα χρή ἀπ' ἀρχῆς ἰᾶσθαι· ὅσα μὲν ἀπὸ τῶν ρόων γίνεται, τοὺς ρόους παύειν πρῶτον· ὅσα δ' ἀπ' ἄλλου, παύειν τὴν ἀρχὴν τοῦ νοσήματος, καὶ εὐτρεπίζειν· ἔπειτα τὸ συνερρηκός, ἦν μὲν πολὺ ἦ, ἐξάγειν· ἦν δὲ ὀλίγον, διαιτῶν καθίσταται.

32. Κεφαλῆς κατάγματα· ἦν μὲν<sup>2</sup> τὸ ὀστέον καταγῇ καὶ ξυντριβῆ, ἀκίνδυνον· καὶ ἰᾶσθαι χρή τοῦτον ὑγραίνουσι φαρμάκοισιν· ἦν δὲ ῥαγῇ καὶ ῥωγμῇ ἐγγένηται, ἐπικίνδυνον· τοῦτον πρίειν, ὡς μὴ κατὰ τὴν ῥωγμὴν τοῦ ὀστέου ἰχώρ ῥέων τὴν μήνιγγα σήπη· ὥστε γὰρ κατὰ στενὸν ἐσιῶν μὲν, ἐξιῶν δὲ οὐ, λυπείει καὶ μαίνεσθαι ποίει τὸν ἄνθρωπον· τοῦτον χρή πρίειν, ὡς ἔξοδος ἦ τῷ ἰχώρι, μὴ μόνον ἔσοδος, εὐρέως διαπρισθέντος, καὶ φαρμάκοισι χρῆσθαι, ἅσσα ἐφ' ἐώντὰ τὸ ὑγρὸν ἔλκουσι, καὶ λούειν.

<sup>1</sup> Linden: τούτων AV.

<sup>2</sup> V: μὴ A.



you must anoint the area around ulcers with cooling agents and on the ulcers themselves apply moistening substances.

30. Angina arises from blood, when the blood in the vessels of the neck congeals. In this patient let blood from the vessels of the limbs; at the same time, purge below in order that what is producing the disease will be drawn downwards. The tongue, too, when it has large ulcers, is to be treated likewise.

31. Diseases must be treated from their origin.<sup>a</sup> In those that arise from fluxes, first stop the fluxes; in those that arise from something else, stop the source of the disease and turn it to the better. Then, if what has flowed together is copious, evacuate it, if it is little, restore the patient by means of regimen.

32. Fractures in the head: if the bone is fractured and shatters, this is not dangerous:<sup>b</sup> you must heal such a patient with moistening medications. But if the bone fractures and a cleft arises, this is dangerous. Trephine the patient in order that the serum flowing down through the cleft in the bone does not make the membrane suppurate, for inasmuch as it enters through a narrow space and does not come out again, it produces pain and makes the patient delirious. You must trephine this patient, in order that there will be a way out for the serum—not just a way in—by sawing open a wide space. Apply medications that attract moisture, and bathe.

<sup>a</sup> See chapter 1 above.

<sup>b</sup> See *Wounds in the Head* 17 for the same view: “where the bones are broken in with many and rather wide fractures they are still less dangerous, and are more readily removed.”

326 33. Πυρεταίνονται κεφαλὴν μὴ κάθαιρε, ὡς μὴ μαίνηται· θερμαίνουσι γὰρ τὰ τὴν κεφαλὴν καθαίροντα φάρμακα· πρὸς δὲ τὸ ἀπὸ τοῦ πυρετοῦ θερμὸν τὸ ἀπὸ τοῦ φαρμάκου προσελθὸν μανίην ποιεῖ. θανάσιμα τρώματα· ἐφ' ᾧ ἂν τιμι κακῶς ἔχοντι χολὴν μέλαιναν ἀπεμέση, ἀποθνήσκει ὁ τὸ τρώμα ἔχων. καὶ ὑπὸ ἰνηθμοῦ ὅς ἂν ἐχόμενος καὶ ἔχων ἀσθενέως καὶ λεπτὸς ἔων ἐξαπίνης ξηρὸν καθίζη, ἀποθνήσκει. ἐπὴν ὑπὸ θερμωλῆς ἐχομένῳ ἐλκῦδρια ἐκθύωσιν ἀσθενεῖ εἶντι πέριξ πελιδνά, ἀποθνήσκει. ἐπὴν ὑπὸ τινος νοσήματος ἐχομένῳ ἀσθενεῖ ἤδη εἶντι πελιδνά ἐκθύη, θανάσιμον. ἐπὴν φάρμακόν τις πίων ὑπέρινος ἤ<sup>1</sup> καὶ κάτω καὶ ἄνω ὑπεκχωρήη, οἶνον καταρροφεῖν τὸ μὲν πρῶτον κεκρημένον, ἔπειτα ἄκρητον θαμινὰ διδόναι, καὶ παύεται. φάρμακον δὲ μήτ' ἰνηθμῶ μήτ' ἐμετήριον,<sup>2</sup> χολὴ δ', ἐπὴν αὐτομάτη ῥαγῆ ἢ κάτω ἢ ἄνω, χαλεπωτέρα παύειν· ἢ γὰρ αὐτομάτη ὑπὸ βίης γινομένης τῷ σώματι βιάται· ἢ δ' ὑπὸ φαρμάκου ῥέη, οὐχ ὑπὸ συγγενέος βιάται. ἐπὴν παραλάβης ἰνώμενόν τε καὶ ἐμεῦντα, μὴ παύειν τὸν ἔμετον· ὁ γὰρ ἔμετος τὸν ἰνηθμὸν παύει· ῥάων δὲ ὁ ἔμετος<sup>3</sup> ὕστερον παύσαιο ἄν· ἢ δ' ἀσθενῆς ἢ ὁ ταῦτα πάσχων, ὕπνου φάρμακον ἐμετηρίσας διδόναι. τὸ μὲν αἶμα ὀπότεν νοῦσον ποιέη, ὀδύνην παρέχει, τὸ δὲ φλέγμα βάρος, ὡς τὰ πολλά.

34. Τῶν νοσημάτων ὧν μὴ ἐπίστηταί τις, φάρ-

<sup>1</sup> A: ὑπερνοσή V.

33. In a patient with fever do not clean the head, lest he become delirious, for medications that clean the head warm, and when the heat coming from the medication is added to that coming from the fever, it produces delirium. Mortal wounds: if it is any kind of a severe one and besides the wounded person vomits dark bile, he dies. Anyone who suffers an evacuation, is weak and thin, and then suddenly becomes dry, dies. When in a patient with fever heat small ulcers livid all around break out when he is in a weakened state, he dies. When, in a patient with some disease who is already weak, livid spots break out, this is a fatal sign. When, on drinking a medication, someone is cleaned violently and evacuates both downwards and upwards, first let him drink wine mixed with water, and then regularly give him undiluted wine; the evacuation will stop. When bile breaks out spontaneously either downwards or upwards without a purgative or emetic medication, it is more difficult to stop; for what is spontaneous is driven by a force originating in the body, whereas what flows as the result of a medication is not driven by an inherent force. When you take on a person evacuating downwards and also vomiting, do not stop his vomiting, for vomiting stops downward evacuation, and the vomiting will stop more easily later. If the person suffering these things is weak, give him a sleep-producing medication after the emesis. Blood, when it provokes disease, produces pain, whereas phlegm produces heaviness in most cases.

34. In diseases that you do not know, have the patient

---

<sup>2</sup> AV. Littré comments: "La construction est embarrassée; mais le sens est clair." Joly adds *πιόντος*. <sup>3</sup> V: *πυρετός* A.

μακον πίσαι μὴ ἰσχυρόν· ἦν δὲ ῥάων γένηται, δέδεικται ὁδός, εὐτρεπιστέον ἐστὶν ἰσχυρήναντα· ἦν δὲ μὴ ῥάων ἦ, ἀλλὰ χαλεπώτερον ἔχη, τάναντία. ἦν μὴ ἰσχυαίνειν ξυμφέρη, φλεγμαίνειν συνοίσει καὶ θαμινὰ μεταλλάσσειν, ταύτη τῇ γνώμη χρώμενος. τῶν δὲ νοσημάτων ἦν τι,<sup>1</sup> ἰσχύοντος μὲν τοῦ ἀλγέοντος, παραλάζηται, τοῦ δὲ νοσήματος ἀσθενέος, ἐνταῦθα μὲν ἰσχυροτέρῳ θαρσεύντα τῷ φαρμάκῳ τοῦ νοσήματος χρῆσθαι, ὥστε καὶ ἦν τι τοῦ ὑγιαίνοντος ἢ ἀπάγειν σὺν τῷ ἀσθενέοντι, οὐδεμία βλάβη ἐστίν· ἐπὴν δὲ τὸ μὲν νόσημα ἰσχυρότερον, τὸν δὲ νοσέοντα ἀσθενέα λάβης, ἀσθενέσι τοῖσι φαρμάκοισιν εὐτρεπίζειν, ἄσσα αὐτοῦ τοῦ νοσήματος περιέσσονται καὶ ἀπάξουσιν, ἀσθενέστερον δὲ μηδὲν ποιήσουσι τὸν ἀλγέοντα.

328 35. Γυμναστικὴ δὲ καὶ ἰητρικὴ ὑπεναντία πέφυκεν, ἢ μὲν γὰρ γυμναστικὴ οὐ δεῖται μεταλλαγὰς ποιέειν, ἀλλ' ἢ ἰητρικὴ· τῷ μὲν | γὰρ ὑγιαίνοντι οὐκ ἀρήγει ἐκ τοῦ παρεόντος μεταλλάσσειν, τῷ δὲ ἀλγέοντι.

36. Τῶν δὲ νοσημάτων ἄσσα μὲν ἔλκεα ἔοντα ὑπερέχοντα τοῦ ἄλλου σώματός εἰσιν, ἅμα τοῖσι φαρμάκοισι καὶ λιμῷ χρῆ ἰῆσθαι.

37. Ῥόου ξυμφέρων ἐκ κεφαλῆς ῥέοντος, ἔμετος.

38. Τὰ παλαιὰ νοσήματα χαλεπώτερον ἰᾶσθαι τῶν νέων· ἀλλὰ νοσήματα τὰ παλαιὰ νέα πρῶτον ποιέειν· ἔλκος πεπωρωμένον, ἐκβάλλοντα τὸ σκληρὸν σηπητηρίῳ φαρμάκῳ, ἔπειτα συνάγειν. τῶν

drink a purgative medication that is not too strong. If he improves, the path is revealed: treatment is to be the removal of moisture. If the patient does not improve, but gets worse, treatment is to be the opposite: if the removal of moisture does not benefit, it will be of help to promote phlegm, and to vary the treatment frequently, with the same purpose. If some disease attacks a person, and the person is strong but the disease is weak, you may confidently employ a purgative medication stronger than the disease, since if anything of what is healthy happens to get carried off with what is diseased, no damage will result. However, when you take on a case where the disease is stronger but the patient is weak, you must treat with mild medications that will overcome the disease and get rid of it, but in no way weaken the patient.

35. Gymnastics and medicine are by nature opposites, for gymnastics is not intended to bring about any changes, whereas medicine must, since the healthy person is not benefited by changes from his present state, but the ill one is.

36. Diseases involving ulcers that cover the rest of the body you must treat simultaneously with purgative medications and a fasting regimen.

37. Vomiting is beneficial for a flux flowing from the head.

38. Old diseases are more difficult to treat than new ones; therefore you must first make old diseases into new ones. When a wound has become hardened, remove the hard part with a putrefactive medication, and then draw it

---

<sup>1</sup> Joly:  $\tau\epsilon\varsigma$  AV.

φαρμάκων ὅσα φλεγμαίνειν ποιεῖ μάλιστα, ταῦτα συνάγουσι τὰ καθαρὰ· τὰ δ' ἰσχυαίνοντα, ταῦτα δὲ καθαίρουσιν. ἦν δέ τις συνάγη τὰ μήπω ὠραῖα ἔοντα, τὸ νοσέον τρέφει σῶμα ὃ ἂν ἔλκος ἔχη· καὶ ἦν μὲν συνάγειν δέη τὸ ἔλκος καὶ ἐμπλήσαι, φλεγμαίνειν ἀρήγει, καὶ ἦν ἐν κεφαλῇ σάρκα βούλη· ἐπαναφερομένη<sup>1</sup> γὰρ ἢ σὰρξ ὑπὸ τῶν σιτίων ὠθείη τὴν ὑπὸ τοῦ φαρμάκου σηπομένην καὶ ξυμμαχεῖ· ἦν δὲ μετέωρον ἢ λίην, ἰσχυαίνειν τοῖσι σιτίοισι.

39. Τοὺς ἀνωμένους καὶ νοσέοντας καὶ ἀπάγχεσθαι βουλομένους, μανδραγόρου ρίζαν πρῶτὴ πιπίσκειν ἔλασσον ἢ ὡς μαίνεσθαι. σπασμὸν ὧδε χρὴ ἰᾶσθαι· πῦρ παρακαίειν ἐκατέρωθεν τῆς κλίνης, καὶ μανδραγόρου ρίζαν πιπίσκειν ἔλασσον ἢ ὡς μαίνεσθαι, καὶ πρὸς τοὺς τένοντας τοὺς ὀπισθίους σακκία προστιθέναι θερμά. ἀπὸ σπασμοῦ πυρετὸς ἦν ἐπιλάβη, παύεται αὐθημερὸν ἢ τῇ ὑστεραίῃ ἢ τῇ τρίτῃ | 330 ἡμέρῃ. ἀπὸ ρήγματος πυρετὸς οὐ λάζεται πλείον ἢ τρεῖς ἢ τέσσαρας ἡμέρας· ἦν δὲ λάζεται, οἴομενος ἀπὸ ρήγματος ἔχειν, ἀπ' ἄλλου τινὸς λάζοιτο ἂν, καὶ οὐ χρὴ ὡς ἂν ἀπὸ ρήγματος εὐτρεπίζειν. ὁπόταν ἄνθρωπος συντεταμένος ἢ τοὺς πόδας καὶ τὰς χεῖρας, μανίην ἐωυτῷ ποιεῖ.

40. Φλέβα δὲ ὧδε χρὴ καίειν ἐπιτήδειαν,<sup>2</sup> ὥστε τὸ νόσημα ὃ ἂν καὶ ἢ νοσέων < . . . ><sup>3</sup> ἦν κεκαυμένος ἢ ὠνθρωπος, ῥέη δέ τι τοῦ αἵματος, ὡς μὴ ἐπι-

<sup>1</sup> A: ἐπανατρεφομ- V.

together. Medications that provoke the greatest swelling draw together what is clean; those that remove moisture, clean. If you draw together what has not yet become mature, you nourish the ailing body that has a wound. If it is necessary to draw the wound together and to fill it full, it helps to provoke swelling, even if you wish to promote tissue in the head. For the tissue, being restored by the food, thrusts off what has been putrefied by the medication, and acts as an ally. If the wound is excessively thick, remove its moisture by means of foods.

39. To those who are troubled and ill and want to hang themselves give mandrake root to drink early in the morning, an amount less than would make them delirious. A convulsion must be treated as follows. Keep fires lighted on each side of the bed, and have the patient drink mandrake root to an amount less than would make him delirious; to the posterior tendons apply warm poultices. If a fever comes on in consequence of a convulsion, the convulsion stops on the same day, on the next day, or on the third day. Fever arising from a tear does not last for more than three or four days; if a fever does last, although it may be held to be from a tear, in fact it is from something else, and you must not treat it as if it were from a tear. When a person is suffering spasms in his legs and arms, he becomes delirious.

40. You must cauterize the appropriate vessel as follows, so that the disease, wherever it is present . . . If, when a person has been cauterized, some haemorrhaging

---

<sup>2</sup> Potter: -δεῖον AV.

<sup>3</sup> Ermerins conj. lacun.

κίνδυνον ἢ τοῦτο αὐτῷ, ἀμφότερα ταῦτ' ἐστὶ ποιέειν· ἢν διακαύσης ταύτη ἐν τῷ πόνῳ οὐ εἶνεκα ἐκαίετο, οὐ ξυμφύεται, ὠφέλησε δὲ τῷ ῥόῳ· ἢν γὰρ διακαῆ, οὐ ῥέει· ἐπὴν γὰρ διακαῆ, τὸ ἄκρον ἐκάτερον ἀνατρέχει τῆς φλεβὸς ἢ διεκᾶ, καὶ συναναίνεται· ἢν δὲ <τι><sup>1</sup> καταλελειμμένον ἢ, ὑπὸ τοῦ καταλελειμμένου, διαρρέοντος τοῦ αἵματος,<sup>2</sup> ὑγραίνεται· ἢν δὲ αἷμα ῥέη ἐκ φλεβός, διακαίειν ἐπικαρσίην· ἢν δὲ μὴ παύηται πρὸς ταῦτα, ἄνω καὶ κάτω ἐκατέρωθεν διατάμνειν, ὡς ἀποτρεφθῆ τὸ αἷμα ῥέον· διαλελαμμένον γὰρ φαρμάκῳ ῥᾶον παύειν ἢ τὸ ἀθρόον. ὀδύνης ἐν κεφαλῇ τοῦ αἵματος ἀφαιρέειν ἀπὸ τῶν φλεβῶν· ἢν δὲ μὴ παύηται, ἀλλὰ πολυχρόνιον ἢ, διάκαιε τὰς φλέβας, καὶ ὑγιῆς γίνεται· ἢν δὲ τὴν κεφαλὴν καθήρῃς, μᾶλλον πονείεις.

332 41. Ἰητρικὴν οὐ δυνατόν ἐστὶ ταχὺ μαθεῖν διὰ τόδε, ὅτι ἀδύνατόν ἐστι καθεστηκός τι ἐν αὐτῇ σόφισμα γενέσθαι, οἷον ὁ τὸ γράφειν ἕνα τρόπον μαθὼν ὃν διδάσκουσι, πάντα ἐπίσταται· καὶ οἱ ἐπιστάμενοι πάντες ὁμοίως διὰ τόδε, ὅτι τὸ αὐτὸ καὶ ὁμοίως ποιούμενον νῦν τε καὶ οὐ νῦν οὐκ ἂν τὸ ὑπεναντίον γένοιτο, ἀλλ' αἰεὶ ἐνδυκέως | ὁμοίον ἐστὶ, καὶ οὐ δεῖ καιροῦ. ἢ δὲ ἰητρικὴ νῦν τε καὶ αὐτίκα οὐ τὸ αὐτὸ ποιέει, καὶ πρὸς τὸν αὐτὸν ὑπεναντία ποιέει, καὶ ταῦτα ὑπεναντία σφίσις ἐωντοῖσιν· πρῶτον ὑπεκχώρησιν κοιλίης τὰ ὑπεκχωρητικὰ οὐκ αἰεὶ ποιέ-

<sup>1</sup> Joly.      <sup>2</sup> A: ῥεύματος V.



occurs, in order that this will not be dangerous for him, both these things are to be done. (If you burn a vessel through at the point of the pain for which you have cauterized, it does not grow together, but you have helped the flux; for if the vessel is burnt through, there is no haemorrhage, since when that is done each end of the vessel that was burnt through retracts and dries together. But if anything is left behind,<sup>a</sup> the wound is moistened by blood flowing through this.) If blood flows out of a vessel, burn it through at right angles. If the flow does not stop with this treatment, cut the vessel through above and below on both sides, in order that the blood as it flows will be turned away; for blood whose flow is divided is easier to stop with a medication than what flows in a mass. For pain in the head, draw off blood from the vessels; if the pain does not stop, but lasts for a long time, burn the vessels through, and the patient will recover. If you clean the head, you make the pain worse.

41. Medicine cannot be learned quickly because it is impossible to create any established principle in it, the way that a person who learns writing according to one system that people teach understands everything; for all who understand writing in the same way do so because the same symbol does not sometimes become opposite, but is always steadfastly the same and not subject to chance. Medicine, on the other hand, does not do the same thing at this moment and the next, and it does opposite things to the same person, and at that things that are self-contradictory. First, laxatives do not always provoke

<sup>a</sup> I.e. if the vessel is not burnt completely through.

ουσι, καὶ τὰ ὑπεκχωρητικὰ ἀμφότερα ποιέουσι, τάχα δὲ οὐδ' οὕτως ἔχουσι τὰ ὑπεκχωρητικὰ τοῖσι στασίμοις ὡς ὑπεναντία. ἐπιστάσης τῆς κοιλίης, διὰ τὴν λίην στάσιν φλεγμῆναν τὸ σῶμα, ἐς τὴν κοιλίην φλέγματος ἀφικομένου, οὕτως ἢ στάσις ὑπεκχώρησιν ἐποιήσεν· ἐπὴν γὰρ τὸ φλέγμα ἐς τὴν κοιλίην ἐσέλθη, ἰνηθμὸς γίνεται· ἐν τούτῳ δὲ τὰ ὑπεκχωρητικὰ φύσει στάσιν ποιέουσιν ἐν τῇ κοιλίῃ. ἦν μὲν μὴ ὑπεκχωρητικὰ προσφέρης, ἐκκλύζηται<sup>1</sup> δὲ τὸ νοσεῖν ποιέον καὶ ὑγραίνεται· ἐπὴν ἐκκλυσθῆ, γίνεται ὑγιής. καὶ οὕτω τὰ τε στάσιμα τοῖσιν ὑπεκχωρητικοῖσι ταῦτό<sup>2</sup> ποιέουσι τῆς κοιλίης, καὶ τοῖσι στασίμοισι τὰ ὑπεκχωρητικά.

Τὸν αὐτὸν δὲ τρόπον [καὶ τοὺς ἐρυθροὺς καὶ τοὺς χλωροὺς·]<sup>3</sup> καὶ τὰ φλεγματώδεα χλωροὺς ποιεῖ καὶ ἀχροὺς, καὶ τὰ ἰσχυραίνοντα εὐχροὺς· ἐκατέρου δ' ἐστὶ φάρμακον τὰ ὑπεναντία τῷ ὑπεναντίῳ· αὐτίκα ὅταν φλεγμαίνῃ χλωρὸς<sup>4</sup> ἔων, ἐκλύεται, ἦν [μῆ]<sup>5</sup> τι ἰσχυραίνῃ φάρμακον προσενεχθέν· ἐνθάδε τῷ φλεγμαίνοντι τὸ ἰσχυραῖνον ὠφέλησεν· τούτων δὲ τό ποτε ὠφελεύμενον τῷ ὠφελεῦντι νῦν ὠφελεί ἐνταῦθα, ὅπου ταν ὑπὸ ἰσχυρότητος ἄχρους καὶ χλωρὸς ἦ· ἦν γὰρ τις φλεγματώδες προσφέρῃ, παύεται τὸ χλωρόν.

<sup>1</sup> Ermerins: ἐκλύεται (-ηται) AV.

<sup>2</sup> Littré: στάσιν AV.

<sup>3</sup> Del. Ermerins.

<sup>4</sup> V: χολὸς A.

<sup>5</sup> Del. Foes in note 108 after Cornarius.

evacuation of the cavity, they may provoke evacuation both upwards and downwards, and it is possible for laxatives not even to act in the opposite way from things that promote stasis. For example, with the cavity stopped by a medication, the excessive stasis has often filled the body with phlegm, and as the phlegm came to the cavity, in this way the stasis has brought about evacuation; for when phlegm enters the cavity, evacuation occurs; in this patient, then, naturally laxative substances bring about a stasis in the cavity.<sup>a</sup> (If you do not administer laxatives, let what is making the patient ill be washed out with an enema, and moisten him; when it has been washed out, he recovers.) In this way, agents that promote stasis do the same thing for the cavity as do laxatives, and laxatives the same as agents that promote stasis.

In the same way [in both ruddy and jaundiced persons], agents that promote phlegm make patients both yellow-green and pallid, and those that remove moisture make them ruddy; in each case there is a medication—opposite agents to the opposite condition. Immediately when a jaundiced person swells up, the swelling is resolved, if some medication that is administered dries; thence, what dries has helped the patient who was swollen. But what was helped at one time by something helping it, now helps in turn, e.g. when a person is pallid and yellow-green because of a drying agent: if someone gives him a medication that promotes phlegm, the yellow-greenness goes away.

<sup>a</sup> I.e. as a step in their mode of action.

334

42. Ὀδύνη τε γίνεται καὶ διὰ τὸ ψυχρὸν καὶ διὰ τὸ θερμόν, καὶ διὰ τὸ πλεόν καὶ διὰ τὸ ἔλασσον· καὶ ἐν μὲν τοῖσιν ἐφυγμένοισι φύσει ἐκ τοῦ σώματος πρὸς τὸ δέρμα διὰ τὸ θερμαῖνον λίην ὀδύνη γίνεται.<sup>1</sup> ἐν δὲ τοῖσι θερμοῖσι φύσει διὰ τὸ ψυχρόν· καὶ ἐν μὲν τοῖσι ξηροῖσι φύσει ὑγραινομένοις, ἐν δὲ τοῖς ὑγροῖσι φύσει ξηραινομένοισι· τὴν γὰρ φύσιν διαλλασσομένοις ἐκάστοισι καὶ διαφθειρομένοις αἱ ὀδύνηαι γίνονται· ὑγιαίνονται τε αἱ ὀδύνηαι τοῖσιν ὑπεναντίοισιν· ἴδιον ἐκάστῳ νοσήματι <τί><sup>2</sup> ἐστὶ τοῖσι θερμοῖσι φύσει, διὰ δὲ τὸ ψυχρὸν νοσέουσι, θερμαῖνόν τε καὶ τᾶλλα τούτων κατὰ λόγον.

Ἄλλος ὅδε τρόπος· διὰ τὰ ὅμοια νόσος γίνεται, καὶ διὰ τὰ ὅμοια προσφερόμενα ἐκ νοσεύντων ὑγιαίνονται· οἷον στραγγουρίην τὸ αὐτὸ ποιέει οὐκ ἐοῦσαν, καὶ ἐοῦσαν τὸ αὐτὸ παύει· καὶ βῆξ κατὰ τὸ αὐτό, ὥσπερ καὶ στραγγουρίη, ὑπὸ τῶν αὐτῶν γίνεται καὶ παύεται. ἄλλος ὅδε τρόπος· πυρετὸς ὁ διὰ φλεγμασίην γινόμενος, τοτὲ μὲν ὑπὸ τῶν αὐτῶν γίνεται καὶ παύεται, τοτὲ δὲ τοῖσιν ὑπεναντίοις ἢ ἐγένετο· τούτων μὲν γὰρ εἴ τις βούλεται λούειν ὕδατι θερμῷ καὶ ποτὰ πολλὰ διδόναι, ὑγιῆς γίνεται διὰ τοῦτο τὸ φλεγμαῖνον· τοῖσι φλεγμαίνειν ποιέουσι προσφερομένοις ὁ ὢν πυρετὸς γίνεται ὑγιῆς· καὶ εἴ τις βούλεται φάρμακον πίσαι ὑποχωρητικὸν καὶ ἐμετικόν· τὸν αὐτὸν τρόπον τοῖσιν | τε ποιέουσι παύεται, καὶ τοῖσι παύουσι γίνεται. τοῦτο μὲν γὰρ εἴ τις ἐμέοντι ἀνθρώπῳ βούλεται ὕδωρ δοῦναι πιεῖν πολὺ,

336

42. Pain arises both from cold and from heat, and both from excessively great amounts and from too little. In persons that are cooled by nature out of their body towards the skin, pain arises from excessive heating, in those by nature hot, from cold, in those by nature dry, when they are moistened, and in those by nature moist, when they are dried. For in each thing that is altered with respect to its nature, and destroyed, pains arise. Pains are cured by opposites, and there is a specific thing for each disease: in persons by nature hot, and who are ill because of cooling, it is what heats, and so on according to this principle.

Another principle is the following: a disease arises because of similars, and, by being treated with similars, patients recover from such diseases. For example, the same thing produces strangury when it is not present, and stops it when it is present; cough, in the same way as strangury, is engendered and is halted by the same things. Another principle is the following: fever that has arisen due to phlegmasia sometimes arises and is stopped by the same things, and sometimes is stopped by things opposite to those from which it arose. For if someone washes this patient with hot water and gives copious drinks, the patient recovers as a result of this swelling; when things that promote swelling are administered, the fever that is present becomes well; also if someone decides to make this patient drink a downward evacuant and an emetic. Thus, in the same way it is stopped by the things that produce it and produced by those that stop it. That is to say, if to a patient that is vomiting someone gives much water

---

<sup>1</sup> AV. See Schubring p. 66.      <sup>2</sup> Joly.

ἐκκλυσθήσεται δι' ἃ ἐμέει σὺν τῷ ἐμέτῳ· οὕτω μὲν διὰ τὸ ἐμέειν ὁ ἔμετος παύεται· ὦδε <δὲ><sup>1</sup> διὰ τὸ παύειν, ὅτι κάτω ποιήσει αὐτῷ ἐλθεῖν ἐκεῖνο,<sup>2</sup> ὃ ἐνεὸν ἔμετον ποιέει, ἀμφοτέροισι τοῖσιν ὑπεναντίοισι τρόποις ὑγιῆς γίνεται. καὶ εἰ μὲν οὕτως εἶχε πᾶσι, καθεστῆκει ἄν, οὕτω τὰ μὲν τοῖς ὑπεναντίοισιν εὐτρεπίζεσθαι οἷά τέ ἐστι καὶ ἀφ' ὅτου ἐγένετο, τὰ δὲ τοῖσιν ὁμοίοισιν οἷά τέ ἐστι καὶ ἀφ' ὅτου ἐγένετο.

43. Τούτου δ' αἰτιὸν ἐστὶν ἢ τοῦ σώματος ἀσθενείῃ· τὸ γὰρ σῶμα ὑπὸ μὲν τῶν σιτίων ἴσων ἴσως τρέφεται, ὑπὸ δὲ τοῦ σώματος τὰ σιτία κρατέεται· ἐπὴν δὲ μᾶσσον<sup>3</sup> προσενέγκηται ἢ ἀλλοίως μεταλλάξας κρατέηται, κρατέει δὴ<sup>4</sup> τὰ σιτία· καὶ ὁπόταν κρατέηται τὸ σῶμα ὑπὸ τῶν προσοισμάτων, <ἄ><sup>5</sup> θάλλειν ποιέει ταῦτα καὶ κρατέει ἅμα τοῦ σώματος τά τε ὑπεναντία ποιέουσιν. αὐτίκα τὸ λούσθαι θερμῷ, ἕως μὲν ἂν τὸ σῶμα κρατέῃ τοῦ προσοίσματος, θάλλει· ἐπὴν δὲ κρατηθῆ, ἰσχνὸν ποιέει τὸ σῶμα· καὶ τὸ εὐωχέεσθαι ὁμοίως τῷ λούσθαι ποιέει· ταῦτα μὲν γὰρ ἕως μὲν ἂν κρατέωνται, θάλλειν ποιέουσιν· ἐπὴν δὲ κρατέωσιν, ὑπεκχωρήσεις τε ποιέουσιν καὶ ἀλλοίας κακίας· ὁπότε δὲ ὁ προσφέρεται αὐτὸ<sup>6</sup> μεταλλάσσεται, | ἀνάγκη καὶ ᾧ προσφέρεται<sup>7</sup>

338

<sup>1</sup> Joly.

<sup>2</sup> Joly: ἐξ ἐκείνου AV.

<sup>3</sup> Joly: πλέον ἢ ἔλασσον AV.

<sup>4</sup> Ermerins: κρατέεται δὲ καὶ AV.

to drink, the patient will, by vomiting, be washed clean by what he vomits; thus, through vomiting, the vomiting stops; and in this way through its stopping—because it will make the patient evacuate downwards that which, when present in the body, provokes vomiting—the patient recovers in two contrary ways. And if this were so in all cases, the principle would be established, that sometimes conditions can be treated by things opposite to those from which they arose, and sometimes by things like to those from which they arose.

43. The cause of this is the body's weakness. For from the correct measure of foods the body is nourished equally and the foods are mastered by the body, but when more foods are administered than can, in changing to something different, be mastered, the foods take mastery, and when the body is mastered by the things administered to it, the same things that otherwise make it thrive prevail over the body and produce the opposite effect. As long as the body has mastery over what has been administered to it, being washed at once with warm water makes it thrive, but when the body has been mastered by what was administered to it, being bathed makes it lean. Being well fed has the same effects as being washed: for as long as foods are under the mastery of the body, they make the body thrive, but when they themselves have the mastery, they provoke downward evacuations and other sorts of ills. When what is administered is changed itself, then it follows necessarily that the person to whom it is adminis-

---

<sup>5</sup> Littré.      <sup>6</sup> Potter: *τοῦτο* AV.

<sup>7</sup>  $\hat{\omega}$   $\pi\rho$ . Linden after Cornarius: *τὸ προσφερόμενον* AV.

μετατρέπεται· τὸ γὰρ σῶμα μετατρέπόμενον καὶ ὀλιγοεργὲς ὄν καὶ ὑπὸ παντὸς νικώμενον τὰς παλιγκοτίας παρέχει. τοῦτο δὲ ποιεῖ καὶ τὰ ὑποχωρητικά, καὶ τὰ θάλλειν ποιέοντα, ἰσχυναίνοντά τε· ταῦτα τὸ σῶμα ποιέουσι, καὶ τᾶλλα πάντα τὰ ὑπεναντία τούτοισι πάσχοντα.

44. Ἡ δὲ ἰητρικὴ ὀλιγόκαιρός<sup>1</sup> ἐστίν· καὶ ὡς τοῦτο ἐπίσταται, ἐκείνῳ καθέστηκε, καὶ ἐπίσταται [τὰ εἶδα καὶ τὰ μὴ εἶδα, ἃ ἐστίν ἐν ἰητρικῇ ὁ καιρὸς γινῶναι·]<sup>2</sup> ὅτι τὰ ὑποχωρητικὰ οὐχ ὑποχωρητικὰ γίνεται, καὶ τᾶλλα ὅτι ὑπεναντία ἐστί, καὶ τὰ ὑπεναντιώτατα οὐχ ὑπεναντιώτατά ἐστίν. ὁ δὲ καιρὸς ὅδ' ἐστί· τὰ σιτία προσφέρειν, ὅσων μέλλει τὸ σῶμα προσφερόμενον τὸ πλῆθος κρατεῖν, ὥστ' ἦν μὲν οὕτω ποιήη, πᾶσα ἀνάγκη τὸ ὑποχωρητικὸν σιτίον προσφερόμενον ὑποχωρητικὸν εἶναι, καὶ τὸ φλεγματῶδες φλεγματῶδες. ἦν κρατέη μὲν γὰρ<sup>3</sup> τὸ σῶμα τῶν σιτίων, οὔτε νοῦσος οὔτε ὑπεναντίωσις γίνεται προσφερομένων, καὶ οὗτος ὁ καιρὸς ἐστίν ὃν δεῖ τὸν ἰητρὸν εἰδέναι· [ἐπὴν δὲ τὸν καιρὸν ὑπερβάλλη, τὸ ὑπεναντίον γίνεται, καὶ οἱ πρὶν ὑπερπέσσειν οἴονται ἔχειν, καὶ τὸ θερμαίνεσθαι·]<sup>4</sup> ἕως μὲν γὰρ ἂν τὸ σῶμα τοῦ προσοίσματος κρατέη, τρέφεται τὸ σῶμα· ἐπὴν δὲ τοῦτον τὸν καιρὸν ὑπερβάλλη, τὸ ὑπεναν-

<sup>1</sup> V: -χρόνιος A.

<sup>2</sup> Del. Potter as an intruded marginal gloss.

<sup>3</sup> μὲν γὰρ Potter; γὰρ ἐν A: om. V.

<sup>4</sup> Del. Potter. καὶ οἱ—θερμαίνεσθαι del. Ermerins.



tered also be changed; so the body, being changed, of little strength, and overwhelmed by everything, makes things get worse; this can result also from evacuations, from medications that provoke growth, and from those that reduce moisture. The body is affected by these things, and by all the other things that are their opposites.

44. In medicine the correct measure is narrow, and the person who understands this has a fixed principle, and he understands [the forms in which correct measure in medicine is and is not to be recognized] that laxatives become non-laxative, that other things turn to their opposites, and that things that were the most opposite are no longer the most opposite. Correct measure is the following: to administer as much food as, being administered, will be mastered by the body, so that, if a person does this, there is every necessity that the laxative food you administer have a laxative effect, and the phlegm-promoting a phlegm-promoting effect. Now if the body gains a mastery over the food, neither will any disease nor anything else contrary to the nature of what is administered result; this is the correct measure the physician must recognize. [But when he goes beyond the correct measure, the opposite happens; . . . ]<sup>a</sup> For, as long as the body gains the mastery over what is administered, the body is nourished; but when one goes beyond this correct measure,

<sup>a</sup> The latter part of the deleted passage is unintelligible.

340 τίων γίνεται, ισχυαίνεται γάρ· καὶ τᾶλλα πάντα δὲ τὰ φλεγμαίνειν ποιεῦντα, ἕως μὲν ἂν κρατέῃ τὸ σῶμα, ἔτι τὰ πρὸς τὸν καιρὸν καὶ τὰ κατὰ φύσιν ποιέουσιν ἕκαστον, | τὰ φλεγματώδεα φλεγμαίνειν· ἐπὴν δὲ ὑπερβάλλῃ τὸν καιρὸν, τὰ ὑπεναντία γίνεται.<sup>1</sup>

45. Πάντα φάρμακά εἰσι τὰ μετακινέοντα τὸ παρεόν· πάντα δὲ τὰ ἰσχυρότερα μετακινέουσιν· ἕξοστι δέ, ἣν μὲν βούλη, φαρμάκῳ μετακινέειν· ἣν δὲ μὴ βούλη, σιτίῳ· ἅπαντα δὲ νοσέοντι μετακινέειν ἐκ τοῦ παρεόντος ἀρήγει· ἣν γὰρ μὴ μετακινήσῃς τὸ νοσέον, αὔξεται. φάρμακα οὐ χρή τὰ ἰσχυρὰ φύσει ἐπὶ τῶν ἀσθενέων νοσημάτων διδόναι, ὀλιγότητι τοῦ φαρμάκου ἀσθενὲς ποιεῦντα· ἀλλὰ τοῖσι μὲν ἰσχυροῖσι φύσει φαρμάκοις [ἐπὶ]<sup>2</sup> ἰσχυροῖσι χρῆσθαι, τοῖσι δ' ἀσθενέσι φαρμάκοις μὴ ἰσχυροῖσι, μηδὲ μεταποιεῦντα τὸ φάρμακον. ἀλλὰ κατὰ φύσιν ἐκάστοισιν· τοῖσι μὲν ἀσθενέσι ἀσθηνῆ φάρμακα φύσει, τοῖσι δὲ ἰσχυροῖσι νοσήμασιν ἰσχυρὰ φύσει τὰ φάρμακα. τὰ δὲ νοσήματα ἧ πελαστιάτω πέφυκεν, ἐξάγειν, ταύτη δ' ἐξάγειν ἧ ἐκάστῳ ἕξοδος ἐγγυτάτω.

Τὰ ὑποχωρητικὰ τοιάδε ἐστίν, ὅσα ὀλισθηρὰ καὶ τμηματώδεα, καὶ ὅσα ἐν τοῖσι θερμοῖσι λεπτύνονται· ἧ γὰρ κοιλίη θερμῆ ἐστὶ καὶ τᾶλλα τὰ ἀλμυρά, καὶ ὅσα τῶν τοιούτων πλείστον ἔχουσιν. τὰ δ' οὐ διαχωρητικά, ἀλλὰ στάσιμα, ὅσα φῦσαν παρέχουσιν· τὰ γὰρ ὑγρὰ ξηραίνόμενα φῦσαν ποιέουσι, καὶ

the opposite happens, and it becomes lean. All the other things, too, which promote phlegm each do what is opportune and according to their nature, as long as the body has the mastery; e.g. the phlegm-promoting promote phlegm. But when the physician goes beyond the correct measure, the opposite happens.

45. All substances that change the state of the patient are medications, and all the more forceful substances change in this way. It is possible, if you wish, to bring about change by means of a medication, or, if you do not wish to use a medication, you can bring about change by means of foods. Everything that changes from the existing state benefits what is ill, for if you do not change what is ill, it increases. Medications that are by nature strong you must not give in weak diseases, attempting to make the medication weak by giving it in a small amount; rather you should administer strong medications in diseases that are themselves by nature strong, and weak medications in diseases that are not strong, and not alter the medication. Give to each disease according to its nature: in weak diseases give medications by nature weak, in strong diseases, medications by nature strong. Draw off diseases at the point that is nearest; draw off where the exit is nearest for each.

Laxatives are these kinds of things: things that are slippery and separable, and that are thinned with warming (for the cavity is warm) and also salty things, and substances that are the most like these. The non-laxative—i.e. substances promoting stasis—are things that produce flatulence (for when what is moist becomes dry it pro-

---

<sup>1</sup> The text in A ceases here, with the remark τέλος περιτόπων τῶν κατὰ ἄνθρωπον.      <sup>2</sup> Del. Aldina.

τὰ στύφοντα καὶ τὰ ὑπὸ θερμοῦ πηγνύμενα καὶ τὰ ψαθυρὰ καὶ τὰ ξηρά. πάντα δὲ [τὰ]<sup>1</sup> ἐντὸς φλεγμαίνειν ποιέουσι προσφερόμενα, ἄσσα τὰ ἐκτὸς ἰσχυαίνουσιν· ταῦτα δὲ καὶ ἰσχητήριά ἐστι καὶ φλεγματώδεα. καὶ τὰ ὑποχωρητικὰ ἰσχυαίνοντα θερμαίνουσιν τὰ τοιαῦτα ἔτι δὲ τὰ ὀξέα καὶ φλεγματώδεα. πάντα δὲ τὰ ψύχοντα τὰ ἐν τῇ κοιλίῃ· τὰ δὲ τοιαῦτα ὑποχωρητικά ἐστι· καὶ τὰ ψυχρὰ καὶ τὰ ὑγρά· ὅποταν δὲ μὴ ὑποχωρητικὰ ἔωσι, θερμαίνουσιν. ψύχουσι δὲ καὶ τὰ θερμὰ ἐς τὴν κοιλίην προσφερόμενα καὶ ταχὺ <διαχώρησιν ποιούμενα,><sup>2</sup> διαχώρησιν δὲ μὴ ποιούμενα θερμά ἐστιν ἐν τῇ κοιλίῃ. τούτων ὅσα πλησμονὴν ποιέει, μάλιστα φλεγματώδεά ἐστι· ἃ δὲ πλείστα προσφερόμενα, οὐ ποιέει πλησμονήν, διαχωρητικά.

342

46. Ἱητρικὴ δὴ μοι δοκέει ἤδη ἀνευρῆσθαι ὄλη, ἥτις οὕτως ἔχει, ἥτις διδάσκει ἕκαστα καὶ τὰ ἔθεα καὶ τοὺς καιρούς. ὅς γὰρ οὕτως ἰητρικὴν ἐπίσταται, ἐλάχιστα τὴν τύχην ἐπιμένει, ἀλλὰ καὶ ἄνευ τύχης καὶ ξὺν τύχῃ εὖ ποιηθείη ἄν. βέβηκε γὰρ ἰητρικὴ πᾶσα, καὶ φαίνεται τῶν σοφισμάτων τὰ κάλλιστα ἐν αὐτῇ συγκείμενα ἐλάχιστα τύχης δεῖσθαι· ἢ γὰρ τύχῃ αὐτοκρατῆς καὶ οὐκ ἄρχεται, οὐδ' ἐπ' εὐχῇ ἐστὶν αὐτὴν ἐλθεῖν· ἢ δ' ἐπιστήμη ἄρχεταιί τε καὶ εὐτυχῆς ἐστὶν, ὅποταν βούληται ὁ ἐπιστάμενος χρῆσθαι. ἔπειτα τί καὶ δεῖται ἰητρικὴ τύχης; εἰ μὲν γὰρ ἔστι τῶν νοσημάτων φάρμακα σαφῆ, οἶμαι, οὐκ ἐπιμένει τὴν τύχην τὰ φάρμακα ὑγιᾶ ποιῆσαι τὰ

duces flatulence), the astringent, things that congeal when they are heated, the friable, and the dry. All substances administered in order to remove moisture externally promote phlegm within; thus, they both remove moisture and promote phlegm. Laxatives that remove moisture warm; it is the same with substances that are sharp and promote phlegm. All things that cool what is in the cavity, such are laxative; i.e. both the cold and the moist; when they are not laxative, they warm. Warm things that enter the cavity and quickly bring about an evacuation cool, but if they do not stimulate an evacuation, they are warm in the cavity. Substances that produce fullness are usually phlegm-promoting, whereas those that—even when administered in very great amounts—do not lead to fullness, are laxative.

46. Medicine in its present state is, it seems to me, by now completely discovered, insofar as it teaches in each instance the particular details and the correct measures. For anyone who has an understanding of medicine in this way depends very little upon good luck, but is able to do good with or without luck. For the whole of medicine has been established, and the excellent principles discovered in it clearly have very little need of good luck. Good luck is arbitrary and cannot be commanded, and even prayer cannot make it come; but understanding can be commanded, and of itself represents good luck, whenever the person who has knowledge employs it. Then, in what sense does medicine need luck? For if there are obvious medications indicated in diseases, I hold that these medications do not depend upon good luck to make the

---

<sup>1</sup> Del. Ermerins.      <sup>2</sup> Littré; Foes (ποιέουσι) in note 124 after Cornarius' *secessum faciunt*.

νοσήματα, εἴ πέρ ἐστι [τὰ]<sup>1</sup> φάρμακα· εἰ δὲ σὺν τῇ τύχῃ διδόναι ὠφελέει, οὐδὲν μᾶλλον τὰ φάρμακα ἢ καὶ τὰ μὴ φάρμακα σὺν γε τῇ τύχῃ ὑγιᾶ ποιέουσι προσφερόμενα τοῖσι νοσήμασιν. ὅστις δὲ τὴν τύχην ἐξ ἰητρικῆς ἢ ἐξ ἄλλου τινὸς ἐξελάσει, φάμενος οὐ τοὺς καλῶς τι πρῆγμα ἐπισταμένους χρῆσθαι τύχῃ, τὸ ὑπεναντίον δοκέει μοι γινώσκειν· ἐμοὶ γὰρ δοκέουσι μούνοι καὶ ἐπιτυγχάνειν καὶ ἀτυχεῖν οἱ καλῶς τι καὶ κακῶς πρῆξαι ἐπιστάμενοι· ἐπιτυγχάνειν τε γὰρ τοῦτ' ἐστὶ τὸ καλῶς ποιέειν, τοῦτο δὲ οἱ ἐπιστάμενοι ποιέουσιν· ἀτυχεῖν δὲ τοῦτ' ἐστίν, ὃ ἂν τις μὴ ἐπίστηται, τοῦτο μὴ καλῶς ποιέειν· ἀμαθῆς δὲ ἑών, πῶς ἂν ἐπιτύχοι; εἰ γάρ τι καὶ ἐπιτύχοι, οὐκ ἂν ἀξίως λόγιου τὴν ἐπιτυχίην ποιήσαιτο· ὁ γὰρ μὴ καλῶς ποιέων οὐκ ἂν ἐπιτύχοι τᾶλλα τὰ εἰκότα μὴ πράσσω.

47. Τὰ γυναικεία νοσεύματα καλεύμενα· αἱ ὑστέραι πάντων τῶν νοσημάτων αἰτιαί εἰσιν· αὗται γὰρ ὅπη ἂν ἐκ τῆς φύσεως μετακινήθωσι, νούσους παρέχουσιν, ἣν τε προέλθωσι, ἣν τε παραχωρήσωσιν. καὶ ὅταν μὲν μὴ βάλλουσαι τὸ στόμα αἱ μῆτραι καὶ μὴ ψάουσαι τῶν κρημνῶν μετακεκινήμεναι ἕωσι ἔξω, σμικροτάτη νούσός ἐστιν· ἐπὴν δὲ προκινήθωσι ἐς τὸ ἔμπροσθεν καὶ ἐμβάλλωσι τὸ στόμα ἐς τὸν κρημνόν, πρῶτον μὲν ψάουσα πόνον παρέσχειν, εἶτα ἀποφραχθεῖσα ἢ μῆτρη καὶ ἐπιπωμασθεῖσα ὑπὸ τῆς ἐμβλήσεως τῆς ἐς τὸν κρημνόν, οὐ γίνεται ῥόος τὰ καταμήνια· τοῦτο δὲ συνιστάμε-

diseases better—if they really are medications: for if these medications administered in diseases only help when they have good luck, then they are no more making the patients well than non-medications would with good luck. On the other hand, anyone who excludes “good luck” from medicine or any other art, saying that those who understand a given matter thoroughly do not employ “good luck”, seems to me to know himself that this is incorrect. For I hold that those alone have good and bad luck respectively, who understand well and poorly how to do something. For to have good luck is to do the correct thing, and those with understanding do this. But to have bad luck is this: to do badly what one does not understand. If someone is ignorant how could he ever have good luck? For even if he should have good luck in some particular thing, he would not make this good luck into anything worth mentioning: by not acting correctly he would not have good luck, since he did not do the other appropriate things.

47. Diseases of women, as they are called. The uterus is the cause of all these diseases; for however it changes from its normal position—whether it moves forward, or whether it withdraws—it produces diseases. When the uterus does not drop its os and does not move so that it is outside and touching the labia, the disease is very minor. But when it moves ahead towards the front and inserts its os against the labium, first this produces pain because of the contact, and also the menstrual flow fails to take place because the uterus is obstructed and capped by its impaction against the labia, and when this flow is held

---

<sup>1</sup> Del. Ermerins.

νον οἰδός τε καὶ ὀδύνην παρέχει. καὶ ἦν μὲν κάτω κατελθοῦσα καὶ ἀποστραφεῖσα ἐμβάλη ἐς τὸν βουβῶνα, ὀδύνην παρέξει· ἦν δὲ ἄνω ἐπαναχωρήσασα ἀποστραφῆ καὶ ἀποφραχθῆ, καὶ οὕτω διὰ τὴν ἀραιότητα νοῦσον παρέχει· ὁπότεν δὲ διὰ τοῦτο νοσῆ, ἐς τὰ ἰσχία καὶ τὴν κεφαλὴν ὀδύνην ποιεῖ. ὁπότεν δὲ αἱ μῆτραι πλησθεῖσαι συνοιδήσωσιν, οὐ ρεῖ οὐδὲν καὶ πλέαι γίνονται· ἐπὴν δὲ πλέαι γίνονται, ψαύουσι τῶν ἰσχύων· ἐπὴν δὲ πλησθεῖσαι αἱ μῆτραι ὑγρότητος καὶ διευρυνόμεναι οὐ χωρέωνται, ψαύουσι δὲ τῶν ἰσχύων, ὀδύνας παρέχουσι καὶ ἐς τὰ ἰσχία καὶ <ἐς><sup>1</sup> τὸν βουβῶνα, καὶ οἶον σφαῖραι ἐν τῇ γαστρὶ ὑποτρέχουσι, καὶ τὴν κεφαλὴν πονέουσι, τοτὲ μὲν ἐς τὸ ἕτερον μέρος, τοτὲ δὲ ὅλην, οἷη γίνεται καὶ ἡ νοῦσος.

346 Ὡδε δὴ ταῦτα εὐτρεπιστέον· ἦν μὲν προέλθη μῦνον καὶ ἦ διαχρίειν, χρῶ ῶ | τινι βούλει τῶν κακόδμων, ἢ κέδρω, ἢ μυσσωτῶ, ἢ ἄλλω τινὶ τῶν βαρύτερον καὶ κακὸν ὀζομένων, καὶ κάπνιζε, καὶ μὴ πυρία, μηδὲ σιτίῳ μηδὲ ποτῶ οὐρητικῶ χρῶ τούτου τοῦ χρόνου, μηδὲ λουε θερμῶ. ἦν δὲ ἀνακεχωρήκη καὶ μὴ ἀπεστραμμένη ἦ, τοῖσιν εὐόδομοισι προσθετοῖσι χρῶ, ὅσα ἀναθερμαίνουσιν ἅμα· ταῦτα δὲ τοιάδε εἰσὶ· σμύρνη, ἢ μύρω, εἴθ' ἐνὶ <εἴτ' ἐν><sup>2</sup> ἄλλω εὐόδμῳ καὶ θερμαίνοντι ἅμα· τοιούτοισι προσθετοῖσι χρῶ· καὶ πυριᾶν οἶνω κέτωθεν, καὶ θερμῶ ὕδατι λούειν, καὶ διουρητικοῖσι χρῶ. τὸ δὲ δῆλόν ἐστιν, ἦν μὴ ἀποστραφῆ ἀνακεχωρηκῦα, ρεῦμα



back, it produces swelling and pain. If the uterus descends downwards and turns aside to fall against the groin, it will produce pain; and if it ascends upwards, turns aside and becomes obstructed, in this way too it produces a disease, on account of its porousness; when the uterus is diseased in this way, it provokes pain in the hips and in the head. When the uterus becomes filled and swells shut, nothing flows and it fills up; when it is full, it touches the hip-joints. When the uterus has become filled with fluid, dilated and immobile, and when it touches the hip-joints, it produces pains both in the hip-joints and in the groin, and something like spheres pass by in the belly, and the patient has pain in her head, sometimes in one half, sometimes in the whole head; such is the disease that arises.

These conditions are to be treated as follows. If the uterus only protrudes and it can be anointed, apply any of the evil-smelling substances you wish, cedar, *mussotos*,<sup>a</sup> or any other of the heavy- and evil-smelling ones, fumigate, and neither administer a vapour-bath nor give food or a diuretic potion at this time, nor wash with warm water. If the uterus has moved upwards but not turned aside, employ pleasant-smelling applications to the uterus, that are at the same time warming: e.g. myrrh or sweet oil, either alone or together with another sweet-smelling and warming substance. Make these applications, apply a vapour-bath of wine from below, wash with warm water, and use diuretics. This is a clear indication: if the uterus has withdrawn upwards but not turned aside,

<sup>a</sup> "A savoury dish of cheese, honey, garlic, etc." (LSJ).

<sup>1</sup> Linden.

<sup>2</sup> Potter.

γίνεται ἤν δὲ ἀπεστραμμένη ἦ, οὐ γίνεται ῥόος τὰ καταμήνια καλούμενα· τοῦτο τὸ νόσημα πυρὶν πρῶτον τοιῆδε χρὴ ἰᾶσθαι, ἐς οἶνον ἐρινεὰ ἐμβάλλοντα, θερμαίνοντα τοῦτον, περιθέντα σικνωϊνὴν περὶ τὸ στόμα τοῦ τείχεος, ἐν ᾧ ἂν θερμαίνεται, ὧδε ποιῆσαι· σικνωϊνὴν μέσῃν διαταμών, ἐκκενώσας, τὸ ἄκρον ἀποταμών σμικρόν, ὡς ἐπ' ἀσκίων τοῦτο περιπωμάσαι, ὅπως ἂν ἡ ὁδμὴ διὰ τοῦ στενοῦ ἰούσα πρὸς τὴν μήτρην ἀφίκηται· καὶ θερμῷ ὕδατι αἰονᾶν, καὶ φαρμάκοισι θερμαίνουσι χρῆσθαι προσθετοῖσι. θερμαίνοντα δ' ἐστὶ τὰ ἄγοντα τῶν πρόσθεν, τὰ δὲ τοιάδε, βόλβιτον, χολὴ βοός, σμύρνα, στυπτηρίη, χαλβάνη, καὶ ἄλλο ὃ τοιοῦτόν ἐστι, τούτων ὡς πλείστοισι, καὶ ὑπεξάγειν ἐλατηρίοισι φαρμάκοισι κάτω ὅσα ἔμετον <οὐ><sup>1</sup> ποιέουσιν, ἀσθενέουσιν, ὅπως μὴ ἰνηθμὸς γένηται ἐκ τῆς ὑπερινήσιος.

Τὰ δὲ προσθετὰ ὧδε χρὴ ποιέειν, ἤν βούλη ἰσχυρὰ ποιέειν· μέλι ἡμίεφθον ποιέων, ἔμβαλε τῶν γεγραμμένων προσθετῶν τῶν ἄγειν ποιούντων, καὶ ἐπὴν ἐμβάλλης, ποιήσον ὥσπερ τὰς βαλάνους τὰς πρὸς τὴν ἔδρην προστιθεμένας, μακρὰς δὲ ποίει καὶ λεπτὰς ταύτας· τὴν δὲ γυναῖκα ὑπτίην κατακλίνας, ἄνω | τοὺς πόδας ποιήσας τῆς κλίνης τοὺς πρὸς ποδῶν, ἔπειτα πρόσθετες [καὶ θερμαίνει]<sup>2</sup> ἐν ῥάκει δέων ἢ<sup>3</sup> ἄλλῳ τινί, ἕως ἂν κατατακῇ· ἤν δὲ ἀσθενέστερον βούλη τὸ προσθετὸν προστιθέειν, ἐς ὀθόνιον

<sup>1</sup> Linden.

<sup>2</sup> Del. Ermerins.

a flux occurs, but if it has turned aside, the flux called the menses does not occur. This latter condition you must treat first with the following vapour-bath: add wild figs to some wine, and heat; place a gourd over the mouth of the vessel in which the mixture is being heated as follows: cut a gourd open in the middle, empty it out, and cut off a little at the tip, so that the gourd will cover the skin vessel tightly as a lid, in order that the odour will pass through the narrow part of the gourd and arrive at the uterus. Also foment with hot water, and employ direct applications of warming medications—warming are those among the above that draw the menses, and also the following: cow's dung, bull's gall, myrrh, alum, all-heal juice, and anything else that is similar—apply a great amount of these, and evacuate downwards with laxative medications that do not provoke vomiting and are mild, in order that purging does not become excessive.

You must make uterine applications as follows, if you wish them to be forceful: prepare semi-boiled honey, add some of the emmenagogues named, and when you are ready to insert them form the mixture into suppositories like those administered per anum, long and narrow. Lie the woman down on her back, raise the legs of the bed at the foot end, then insert the pessary, wrapping it in a cloth or something else of the kind, until it melts.<sup>a</sup> If you wish to make a milder application, bind the pessary

<sup>a</sup> I agree with Fuchs that, although Littré's text is palaeographically preferable, its sense seems questionable: "et on fera chauffer la partie soit sur un pot de chambre, soit . . ."

<sup>3</sup> *ράκει δέων ἢ* Foes in note 136 after Cornarius' *panniculo intecto aut: ἀκηδίη V: ἀμίδι ἢ* Littré.

ἐνδέων. καὶ ἦν ὑγρότητος ἔμπλεαι οὖσαι αἱ μῆτραι τὸ στόμα συνοιδήσωσιν καὶ ἀρροίην παράσχωσι, ῥόον χρή ποιέοντα ἰᾶσθαι προσθετοῖσι φαρμάκοισι, καὶ πυριῶντα ὡς γέγραπται, οὕτω ποιεῦντα, ὥσπερ κατὰ τὴν πρόσθεν ἀρροίην· καὶ εἰ ἐς τὸ πρόσθεν προσχωρέουσα ἀποστραφῆ, ῥόον χρή ποιέειν ὥσπερ ἐπὶ τῆς πρότερον ἀρροίης. ὅταν δὲ ῥόος ἦ λίην, οὔτε θερμαίνειν χρή θερμῷ ὕδατι οὔτ' ἄλλω οὐδενὶ οὔτε οὐρητικοῖσι χρήσθαι οὔτε σιτίοισι διαχωρητικοῖσι τῆς γε κλίνης τὰ πρὸς ποδῶν ὑψηλότερα εἶναι, ὡς μὴ ἢ κατάκλισις εὐροος ἦ· καὶ προσθετοῖσιν ἅμα τοῖς στύφουσι χρῶ. οἱ δὲ ῥόοι, ὅποταν μὲν εὐθέως ἴκηται ἢ κάθαρσις, εὐθέως ὑφαίμονες γίνονται, ὅποταν δ' ἦσσον ἴη, πυώδεις· καὶ τῆσι νεωτέρησιν ὕφαιμα μᾶλλον, αἱ δὲ πρεσβύτεραι μυξώδεα μᾶλλον ἔχουσι τὰ καταμήνια καλεούμενα.

in fine linen. If the uterus becomes full of moisture, and its mouth swells shut, so that it cuts off the outflow, you must restore the flow by treating with medicinal pessaries and vapour-baths as described, i.e. by doing the same things as in the amenorrhœa above. Also if the uterus moves forward and turns aside, you must provoke its flow as in the amenorrhœa above. When the menstrual flow is excessive, it is imperative that you neither warm with hot water or anything else, nor employ diuretics or laxative foods. Rather the part of the bed towards the feet must be higher than the rest, in order that the downward slant will not favour flow, and at the same time you should use astringent pessaries. The flow, when the cleaning takes place at once, becomes bloody at once, but when the cleaning occurs less quickly, it is purulent. In younger women it is more bloody, while older women have menses, as they are called, that are more mucous.

The history of the United States is a story of growth and change. From the first European settlements to the present day, the nation has expanded its territory and diversified its economy. The early years were marked by the struggle for independence from British rule, followed by a period of territorial acquisition and westward expansion. The mid-19th century saw the rise of sectionalism and the Civil War, which resolved the issue of slavery. The late 19th and early 20th centuries were characterized by industrialization, urbanization, and the emergence of a powerful federal government. The 20th century has been a period of global leadership, technological innovation, and social change, culminating in the Vietnam War and the civil rights movement. Today, the United States continues to face new challenges and opportunities in a rapidly changing world.

## GLANDS

The glands of the body are organs which secrete substances into the blood or into the body cavities.

The glands are of two kinds, viz. the endocrine glands and the exocrine glands. The endocrine glands secrete their products directly into the blood, while the exocrine glands secrete their products into the body cavities or onto the surface of the body.

The endocrine glands are the thyroid, the pituitary, the adrenal, the parathyroid, the pancreas, and the gonads.

The thyroid gland is situated in the neck and secretes thyroxine, which is essential for the normal growth and development of the body. The pituitary gland is situated at the base of the brain and secretes several hormones, including growth hormone, which is essential for the normal growth and development of the body. The adrenal gland is situated on top of the kidney and secretes adrenaline and cortisol, which are essential for the normal functioning of the body. The parathyroid glands are four small glands situated on the thyroid gland and secrete parathyroid hormone, which is essential for the normal functioning of the body. The pancreas is situated in the abdominal cavity and secretes insulin, which is essential for the normal functioning of the body. The gonads are the testes in the male and the ovaries in the female and secrete sex hormones, which are essential for the normal functioning of the body.

The exocrine glands are the salivary glands, the sweat glands, the sebaceous glands, and the mammary glands.





## INTRODUCTION

In chapter 11 of *Joints*, where the writer is discussing cautery in the axilla, we read:

All men have glands, smaller or larger, in the axilla and many other parts of the body. But the general nature of glands (*περὶ ἀδένων οὐλομελίας*) will be described in another treatise, both what they are, and their signification and action in the parts they occupy.<sup>1</sup>

Galen remarks on this passage in his *Commentary to Joints*:

The complete system of the nature of glands, which he promised to expound elsewhere, he called “*οὐλομελίη*”; however such a book of Hippocrates about the general nature of glands is not extant. But one of the more recent Hippocrateans wrote a pamphlet to which he affixed the inscription “Hippocrates on the general nature of glands”; this work falls far short of the genuine Hippocratic writings in both language and thought, nor has any of the earlier physicians made mention of it, nor do those who made lists (sc. of Hippocratic works) know the book.<sup>2</sup>

<sup>1</sup> Loeb *Hippocrates* vol. 3, 226f.

<sup>2</sup> Galen vol. 18A, 379.

Erotian, although not including the title in the list of Hippocratic works in his preface, does include several words present in *Glands* in his glossary, and one that must derive from it: Α24 λύματα (*Glands* ch. 12), otherwise unknown in the Corpus, and cited in the correct number and case.<sup>3</sup>

Down to Littré and Petrequin, Galen's judgement was accepted as sufficient in itself, and final. Ermerins, however, argued that *Glands* is in fact the treatise promised by the author of *Joints*. He defends this view by pointing out Erotian's knowledge of the work, and referring to the fact that its title and contents correspond exactly to the notice in *Joints*. Furthermore, he records a number of rare words that occur only in these two books. Generally, subsequent scholars have rejected Ermerins' conclusion, seeking to buttress with linguistic evidence the impossibility of a unity of authorship.<sup>4</sup>

A number of points should be borne in mind. First, the *prima facie* case favours unity of authorship; onus of proof is on the side of denial. Second, Galen's opinion in the matter is worthless as evidence: his absolute inability to separate the historical Hippocrates from the instrument of his own medical propaganda is now patent.<sup>5</sup> Third, the evidence put forth by Galen and his modern

<sup>3</sup> See Nachmanson p. 450 and note 1.

<sup>4</sup> See Joly pp. 104–10.

<sup>5</sup> See W. D. Smith, *The Hippocratic Tradition*, Ithaca, 1979, pp. 123–76, and several of the articles in J. Kollesch and D. Nickel, *Galen und das hellenistische Erbe*, Stuttgart, 1993: e.g. P. Potter, "Apollonius and Galen 'On Joints'", pp. 117–23; G. E. R. Lloyd, "Galen on Hellenistics and Hippocrateans: Contemporary Battles and Past Authorities", pp. 125–43.

## GLANDS

followers ranges greatly in value: none of it seems absolutely irresistible, at least to me. The same, however, can be said of Ermerins' efforts. All of which leaves me a weak unitarian, leaning towards agnosticism.

Very systematic in its structure, the treatise progresses from a histological definition of glands (ch. 1), via brief general remarks on their pathology (ch. 2), and an account of their function (ch. 3), location, and relationship to hairs (chs. 4-6), to a discussion of the various particular glands and their diseases: tonsils (ch. 7), axillary nodes (ch. 8), lymph glands of the intestine (ch. 9), brain (chs. 10-15), and breasts (chs. 16-17).

*Glands* is represented in all editions of the collected Hippocratic works, including Zwinger's. A new edition by Robert Joly has recently appeared in the Budé series; it is upon Joly's edition that mine mainly depends.

## ΠΕΡΙ ΑΔΕΝΩΝ ΟΥΛΟΜΕΛΙΗΣ

VIII 556  
Littré

1. Περὶ δὲ ἀδένων οὐλομελῆς ὧδε ἔχει. φύσις μὲν αὐτῆσι σπογγώδης, ἀραιαὶ μὲν καὶ πίονες, καὶ ἔστιν οὔτε σαρκία ἴκελα τῷ ἄλλῳ σώματι, οὔτε ἄλλο τι ὅμοιον τῷ σώματι, ἀλλὰ ψαφάρὰ καὶ φλέβας ἔχει συχνάς· εἰ δὲ διατάμοις, αἰμορραγέει λάβρως· τὸ εἶδος λευκαὶ καὶ οἶον φλέγμα, ἐπαφωμένῳ δὲ οἶον εἶρια· κῆν ὀργάσης<sup>1</sup> τοῖς δακτύλοις ἐπὶ πολὺ βιησάμενος, ἢ ἀδὴν ὑγρὸν ἀφίησιν ἐλαιῶδες, καὶ αὐτὴ θρύπτεται πολλὰ καὶ ἐξαπόλλυται.

2. Πονέουσι δὲ οὐ κάρτα, ἀλλὰ τῷ ἄλλῳ σώματι ἐπὴν πονέωσι διδοῦσιν<sup>2</sup> ἰδίην νοῦσον· παῦρα δὲ καὶ τῷ σώματι ξυμπονέουσιν. αἱ νοῦσοι φύματα γίνονται, καὶ χοιράδες ἀναπηδῶσι, καὶ πῦρ ἔχει τὸ σῶμα· πάσχουσι δὲ ταῦτα, ἐπὴν ὑγρασίης πληρωθῶσι τῆς ἀπὸ<sup>3</sup> τοῦ ἄλλου σώματος ἐπιρρεούσης εἰς αὐτάς· ἐπιρρέει δὲ ἐκ τοῦ ἄλλου σώματος διὰ τῶν φλεβῶν, αἱ δὲ αὐτῶν τέτανται πολλαὶ καὶ κοῖλαι, ὥστε ἀκολουθεῖν τὸ ὑγρὸν ὅτι ἂν ἔλκωσι εὐπετέως ἐς αὐτάς· κῆν πολὺ ἔη καὶ νοσῶδες ἢ ῥοή, ξυντείνουσιν αἱ ἀδένες ἐπὶ σφᾶς τὸ ἄλλο σῶμα· οὕτω πυρετὸς ἐξά-

<sup>1</sup> Ermerins: ἐργ- V.

## GLANDS

1. The general nature of glands is as follows. Their substance is spongy and they are rarefied and fatty; their tissues neither look like the rest of the body, nor resemble it in any other way, being instead friable and possessing many vessels: if you cut through a gland, it bleeds violently. In appearance glands are white and phlegmy, to the touch they are like wool. If you knead one in your fingers, pressing it firmly, the gland discharges an oily fluid and itself breaks almost completely into small pieces, and disappears.

2. Glands rarely become ill, but when they do, they give their disease to the rest of the body; seldom, though, do they ail in sympathy with the body. Their diseases: tubercles form, scrofulas erupt, fever seizes the body. Glands suffer these things when they become filled with moisture flowing to them from the rest of the body. This moisture flows to them out of the rest of the body along the vessels that run through them, so numerous and hollow that whatever moisture they attract easily reaches them. If the flux is copious and diseased, the glands contract the rest of the body upon themselves: in this way

---

<sup>2</sup> Joly: δὲ ἦ δὲ V.

<sup>3</sup> Ermerins: ἐπὶ V.

πτεται, καὶ αἰείρονται καὶ φλογιώσιν<sup>1</sup> αἱ ἀδένες.

558 3. Ἀδένες δὲ ὑπείσιν ἐν τῷ σώματι πλείους καὶ<sup>2</sup> μείζους ἐν τοῖσι κοίλοισιν αὐτοῦ καὶ ἐν τοῖσιν ἄρθροισι, καὶ ὄκου<sup>3</sup> ἐν τοῖσιν ἄλλοισιν | ὑγρηδών, καὶ κατὰ τὰ αἱματώδεα χωρία· αἱ μὲν ὡς τὸ ἐπιρρέον ἄνωθεν ἐς τὰ κοῖλα ἐπιδεχόμεναι ἐπὶ σφέας ἔλκωσιν, αἱ δὲ ὥστε τὴν αὐθις γινομένην ὑπὸ τῶν πόνων ὑγρασίην ἐπιδεχόμεναι, ἐξαρύωσι<sup>4</sup> τὴν πληθύν, ἦντινα μεθήσιν τὰ ἄρθρα. οὕτω πλάδος οὐκ ἔστι ἐν τῷ σώματι· εἰ γάρ τι καὶ γίνοιτο παραντίκα, οὐκ ἂν ἐπιγίνοιτο πλάδος ὀπίσω· καταναισιμοῦται γὰρ καὶ τὸ πολὺ καὶ τὸ ὀλίγον ἐς τὰς ἀδένας.

4. Καὶ οὕτω τὴν πλεονεξίην τοῦ ἄλλου σώματος αἱ ἀδένες κέρδος ποιούμεναι, τροφή ξύντροφος αὐτῆσιν ἔστιν· ὥστε ὄκου τελματώδεα, ἐκεῖ καὶ ἀδένες· σημεῖον, ὄκου ἀδὴν, ἐκεῖ καὶ τρίχες· ἡ γὰρ φύσις ποιεῖ ἀδένας καὶ τρίχας <καὶ><sup>5</sup> ἄμφω χρέος τῶντὸ λαμβάνουσιν, αἱ μὲν ἐς<sup>6</sup> τὸ ἐπιρρέον, ὡς καὶ ἔμπροσθεν εἴρηται· αἱ δὲ τρίχες τὴν ἀπὸ τῶν ἀδένων ἐπικαιρίην ἔχουσαι φύονται τε καὶ αὖξονται, ἀναλεγόμεναι τό τε περισσὸν καὶ ἐκβρασσόμενον ἐπὶ τὰς ἐσχατίας. ὄκου δὲ αὖον ἔον τὸ σῶμα, οὔτε ἀδὴν οὔτε θρίξ· τὰ δὲ ἀπαλὰ καὶ πονεύμενα καὶ κάθυγρα, ἀδενώδεα καὶ τρίχας <ἔχει>·<sup>7</sup> ἀδένες δὲ καὶ κατὰ τοῖν οὐάτοιον ἔνθα καὶ ἔνθα ἐκατέρωθεν κατὰ τὰς σφαγὰς τοῦ τραχήλου, τρίχες τε ἐνταῦθα ἐκατέρω-

<sup>1</sup> Ermerins: -γώσιν V.

<sup>2</sup> Ermerins: ἦ V.

<sup>3</sup> Ermerins: ὀκόσα V.

fever is kindled, and the glands swell up and become inflamed.

3. Glands are present in greater number and size in the hollow parts of the body and the joints, and where moisture is present in other parts, and in regions rich in blood. Some glands are placed so as to attract and receive the moisture that flows down from above into the hollow parts, others again so as to take over the moisture that arises in exertions, and to drain off most of what the joints secrete. In this way, no collection of fluid is permitted to form in the body; for even if some fluid should suddenly arise, afterwards no collection can follow, since quantities both large and small are consumed into the glands.

4. In this way, too, the glands profiting from the surplus present in the rest of the body, the nourishment of the body is also their nourishment. Thus, in any parts where there is fluid, there are also glands. Here is proof: where there is a gland, there too are hairs, for nature makes glands and hairs, and they both fulfil the same office, the one (i.e. glands) with regard to what flows to them, as was described above, while the hairs, taking advantage of what is provided from the glands, grow and increase by collecting the excess that is cast out to the surface. Where the body is dry, there is neither gland nor hair, whereas the parts that are tender, active in exertions and thoroughly moist are glandular and possess hairs. There are glands scattered about the ears on both sides near the jugular vessels of the neck, and there are hairs

---

<sup>4</sup> ἔξαρώσει Littré: ἐν τοῖσιν ἄρθροισιν V.

<sup>5</sup> Ermerins. <sup>6</sup> Froben: ὡς V.

<sup>7</sup> Ermerins: ἀδὴν ὠδε καὶ τρίχες V.

θεν· ἐπὶ ταῖς μασχάλησιν ἀδένες καὶ τρίχες· βουβῶνες καὶ ἐπίσιον ἰκέλως μασχάλησιν [ἀδὴν καὶ τρίχες].<sup>1</sup> ταῦτα μὲν κοῖλα τῶν ἐν τῷ σώματι καὶ ῥήθ-  
560 δια ἐς περιουσίην | ὑγροῦ· καὶ γὰρ πονέει ταῦτα καὶ κινέεται μάλιστα τῶν ἐν τῷ σώματι.

5. Τὰ δ' ἄλλα ὀκόσα ἀδένας ἔχει μόνον, οἷον ἔντερα, ἔχει γὰρ καὶ ταῦτα ἀδένας ἐς τὸ ἐπίπλοον μείζονας, τρίχας οὐκ ἔχει. καὶ γὰρ ἐν τοῖσι τέλμασι τῆς γῆς καὶ καθύγροισιν οὐ φύεται τὸ σπέρμα οὐτ' ἐθέλει ἀναβαίνειν τῆς γῆς ἄνω, ἀλλ' ἀποσῆπεται καὶ ἀποπνίγεται τῇ πλεονεξίῃ· βιῆται γὰρ τὸ σπέρμα. βιῆται δὲ καὶ ἐν τοῖσιν ἐντέροισιν ἢ πληθὺς καὶ τὸ ὑγρὸν πολὺ, καὶ οὐκ ἂν φύσαι τρίχας. αἱ δὲ ἀδένες μείζονες ἢ κου ἄλλοθι τοῦ σώματος· καὶ νέμονται αἱ ἀδένες ἐν τοῖσιν ἐντέροισιν ἐκπιεζόμεναι τὸν πλάδον· τὰ δὲ ἔντερα ἐκ τῶν τευχέων ἐς τὰ ἐπίπλοα ἐκδέχεται καὶ καθίησι τὴν ὑγρασίην· τὸ δὲ ἐπίπλοον διαδιδοῖ τῆσιν ἀδέσιν.

6. Ἐχουσι καὶ οἱ νεφροὶ δὲ ἀδένας· καὶ γὰρ οὔτοι κορίζκονται πολλῆς ὑγρασίης· μείζους δὲ αἱ ἀδένες ταύτη ἢ αἱ ἄλλαι ἀδένες εἶναι· οὐ γὰρ ἐμπίνεται τοῖσι νεφροῖσι τὸ ὑγρὸν τὸ ἐπιρρέον, ἀλλὰ διαρρέει ἐπὶ κύστιν κάτω, ὥστε ὅ τι ἂν ἀποκερδάνωσιν ἀπὸ τῶν ὀχετῶν, τοῦτο ἔλκουσι πρὸς σφέας.

7. Καὶ ἄλλαι δὲ εἰσιν ἐν τῷ σώματι ἀδένες σμικραὶ [καὶ]<sup>2</sup> πάνυ, ἀλλ' οὐ βούλομαι ἀποπλανᾶν τὸν λόγον· ἐς γὰρ τὰς ἐπικαίρους ἢ γραφή. νῦν δὲ ἀναβήσομαι τῷ λόγῳ, καὶ ἐρέω περὶ ἀδένων οὐλομελῆς



## GLANDS

there on both sides; in the axillae there are glands and hairs; groins and pubis similarly to the axillae. These are hollow parts of the body and easy for excessive moisture to occupy, especially since they labour and move more than any other parts.

5. Other parts of the body which have only glands, like the intestines (these have quite large glands situated in the omentum), lack hairs. After all, in the earth's marshes and wet places a seed fails to germinate and is unable to come up above the soil, being decomposed and suffocated by the excessive moisture, since the moisture overpowers the seed. So too do the abundance and great moisture in the intestines have an overpowering effect, and fail to bring forth hairs. The glands there are larger than in any other part of the body; they gain their nourishment in the intestines by squeezing out moisture for themselves: the intestines receive moisture from the vessels and send it to the omentum, the omentum in turn passes it on to the glands.

6. The kidneys, too, have glands, since they also are saturated with much moisture. The glands there are larger than the other glands, for the moisture that flows in is not soaked up by the kidneys, but flows through them down to the bladder, so that whatever the glands acquire from the pipes they draw to themselves.

7. In the body there are also other very small glands, but I do not want to wander off from my subject; this treatise, after all, pertains to the essentials. So now I shall go on in my argument and discuss the general nature of the

---

<sup>1</sup> Del. Potter.      <sup>2</sup> Del. Ermerins.

τραχήλου· τράχηλος τὰ μέρεα αὐτοῦ ἐκάτερα ἔνθα καὶ ἔνθα ἀδένας ἔχει, καὶ παρίσθημα καλέονται αἱ ἀδένες αὗται· χρεῖη τοιήδε· ἡ κεφαλὴ ὑπέρεκται ἄνω κοίλῃ εὐῶσα καὶ περιφερῆς καὶ <πλήρης><sup>1</sup> τῆς περιῖ | αὐτὴν ἀπὸ τοῦ ἄλλου σώματος ὑγρασίης· καὶ ἅμα ἀναπέμπει τὸ σῶμα ἀτμοὺς ἐς τὴν κεφαλὴν παντοίους ἄνω, οὓς αὐθις ἡ κεφαλὴ ὀπίσω ἀφίησιν· οὐ γὰρ δύναται ἐμμένειν τὸ ἐπιρρέον οὐκ ἔχον ἔνθα ἔδρην, ἢν μὴ τὴν κεφαλὴν ποιήη, τότε οὐκ ἀνίησιν, ἀλλ' αὐτοῦ κρατέει· ἐπὴν δὲ ἀνῆ τὴν ἔλξιν, ἐς τὰς ἀδένας ἡ ῥοὴ γίνεται, καὶ οὐδὲν λυπέει τὸ ῥεῦμα, ἔστ' ἂν ὀλίγον τε ἦ καὶ ξύμμετρον καὶ ἐγκρατέες ἔωσιν αἱ ἀδένες· ἢν γὰρ πολὺ ἐπιρρῶν δριμύ, ἢν μὲν ἦ δριμύ καὶ κολλῶδες, φλεγμαίνει καὶ ἀνοιδίσκεται καὶ ξυντείνει ὁ τράχηλος, καὶ οὕτω προίει ἐς οὓς· κῆν μὲν <ἐς><sup>2</sup> ἐκάτερα τὰ μέρεα, <ἐκάτερον>·<sup>2</sup> ἢν δὲ ἐς θάτερον, ποιέει θάτερον· ἢν δὲ ἦ φλεγματώδες καὶ πολὺ καὶ ἀργὸν ἡ ῥοή, φλεγμαίνει δὲ καὶ ὦδε· καὶ γ φλεγμονή, στάσιμον ἐὼν ὑγρὸν, χοιράδες ἐγγίνονται· αὗται δ' εἰσὶν<sup>3</sup> αἱ νοῦσοι τραχήλου.

8. Μασχάλησι δὲ ξυρρέει μὲν καὶ ἐνταῦθα, ἀλλ' ὅταν πλήθος ἦ δριμέος ἰχώρος,<sup>4</sup> καὶ ὦδε γίνονται φύματα· κατὰ ταῦτα καὶ ἐν τοῖσι βουβῶσιν ἔλκει τὴν ἀπὸ τῶν ὑπερκειμένων ὑγρασίην ἢ ἀδήν· ἄλλως <τ'><sup>5</sup> εἰ πλήθος λάβοι, βουβωνοῦται καὶ διαπνίσκεται καὶ φλεγμαίνει ἰκέλως μασχάλησί τε καὶ τραχήλω· τὰ δ' αὐτὰ οἱ δοκέει παρέχειν ἀγαθὰ καὶ

<sup>1</sup> Zwinger in margin.<sup>2</sup> Aldina.

glands of the throat. The throat has glands here and there on both sides, and these glands are called the paristhmia. This is their function: the head is situated in the superior position, hollow, round, and filled with moisture it has from the rest of the body; at the same time, the body sends up vapours of every sort to the head, which the head in turn sends back; for this influx, having nowhere to settle, cannot remain in the head without making the head ill: in that case the head does not send it away, but it gains the upper hand there. If, however, the head relaxes its attraction, a flux to the glands occurs; this fluid causes no damage, as long as it is small in amount and proportional, and the glands can control it. But if there is a copious sharp afflux, which is sharp and viscous, the throat fills with phlegm, swells up and is stretched tight, and as a consequence there is a discharge to the ear; if this happens on both sides, each ear is involved, if on one side, then one ear suffers. If, on the other hand, the flux is like phlegm, copious and inert, swelling occurs in this case, too, but the swelling, since the moisture tends towards stasis, involves the formation of a scrofula. These are the diseases of the throat.

8. To the axillae, too, there are affluxes; when there is a great amount of sharp serum, tubercles form this way too. In the same way, the gland in the groins draws moisture from the regions above; especially if it takes in a great amount, the groins swell up, suppurate and fill with phlegm, just as happens in the axillae and the throat. In the groins, too, glands appear to produce the same good

---

<sup>3</sup> δ' εἰσὶν Potter: χρεῖῃους V: del. Ermerins.

<sup>4</sup> Potter: δριμείς ἰχώρες V.      <sup>5</sup> Joly.

κακά. καὶ ταῦτα μὲν ἀμφὶ τῶνδε.

564

9. Τὰ δὲ ἔντερα ἔχει κόρον πολὺν ἀπὸ τε σιτίων καὶ ποτῶν· ἔχει δὲ καὶ τὴν ὑπὸ τοῦ δέρματος ὑγρασίην· αὕτη πᾶσα ἀπαναισιμῶται ἰκέλη τοῖς πρόσθεν· νούσους δὲ οὐ ποιεῖ τὰ πολλά, ὅκως περ καὶ ἐν τοῖσιν ἄρθροισι γίνεται· συχναὶ γάρ τοι ἀδένες καὶ ἀναπετέες, καὶ οὐ κοῖλαι, καὶ οὐ πολὺ πλῆθος ἐπανρισκόμεναι ἢ ἐτέρη τῆς ἐτέρης, ἐπεὶ μᾶλλον πλεονεκτεῖν ἐθέλουσα οὐδεμίη τότε πλέον<sup>1</sup> ἔχειν δύναται, ἀλλ' ὀλίγον ἐκάστη<sup>2</sup> ξυρρέον ἐς τὸ ἄρθρον ἐς πολλὰ διαιρεόμενον· ἰσότης ἐστὶν αὐτῆσιν.

10. Ἡ κεφαλὴ καὶ αὕτη τὰς ἀδένας ἔχει, τὸν ἐγκέφαλον ἴκελον ἀδένι· ἐγκέφαλος γὰρ καὶ λευκὸς καὶ ψαφαρός, ὅκως περ καὶ ἀδένες, καὶ ταῦτα ἀγαθὰ τῆσιν ἀδέσι ποιεῖ τὴν κεφαλὴν· ἐνεοῦσαν<sup>3</sup> <γὰρ><sup>4</sup> διὰ τὰ εἰρημένα μοι, τιμωρέων ὁ ἐγκέφαλος ἀποστερέει τὴν ὑγρασίην, καὶ ἐπὶ τὰς ἐσχατίας ἔξω ἀποστέλλει τὸ πλέον ἀπὸ τῶν ῥόων. μείζων δ' ὁ ἐγκέφαλος τῶν ἄλλων ἀδένων, καὶ αἱ τρίχες μείζους ἢ αἱ ἄλλαι τρίχες· μείζων τε γὰρ ὁ ἐγκέφαλος καὶ ἐν εὐρυχωρίῃ κέεται τῇ κεφαλῇ.

11. Ποιέει δὲ νούσους καὶ ἥσσονας καὶ μείζονας ἢ αἱ ἄλλαι ἀδένες· ποιέει δέ, ὁκόταν ἐς τὰ κάτω τοῦ σώματος τὴν σφετέρην πλεονεξίην ἀποστείλῃ. ῥοοὶ δὲ ἀπὸ κεφαλῆς ἐνίοτε ἀποκρίνονται,<sup>5</sup> δι' ὧτων κατὰ

<sup>1</sup> Joly: πλήην V.

<sup>2</sup> ὀλίγον ἐκάστη Littré: ἐς ὀλίγον ἐκάστης V.

and bad effects. So much on this subject.

9. The intestines have a great nutritional abundance which comes from the foods and drinks; also they have the moisture under the skin. All this moisture is consumed just as in the cases above, but in most instances, contrary to what happens at the joints, it does not provoke diseases. For in the intestines the glands are thickly distributed and wide open; neither do they have cavities, nor does one gland obtain a great quantity at the expense of another, since none is ever able to have an excessive amount—even though it might wish to have more than its share—but each gets a little of what flows to the part and is divided between many: i.e. there is an equal division among them.

10. The head too has glands, viz. the brain which is like a gland; for the brain is white and friable just like glands, and it renders the same benefits in the head as do glands. For whatever moisture occupies the head in the manner I have described, the brain helps by drawing off, and it sends away to the extremities most of what arises from fluxes. The brain is larger than other glands, and the hairs over it are longer than other hairs; for the brain is of greater size, and it lies in an open space in the head.

11. The brain provokes diseases that are both less and more severe than those provoked by other glands; it does this when it sends its own surplus to the lower parts of the body. Fluxes from the head are sometimes secreted

<sup>3</sup> Joly: *εὐσαν* V.

<sup>4</sup> Ermerins.

<sup>5</sup> *ἐνίοτε ἀποκρ.* Potter: *ἕως ἀποκρίσιος* V.

φύσιν, δι' ὀφθαλμῶν, διὰ ρινῶν· τρεῖς οὔτοι· καὶ ἄλλοι δι' ὑπερώης ἐς φάρυγγα, ἐς στόμαχον· ἄλλοι διὰ φλεβῶν ἐπὶ νωτιαῖον, ἐς τὰ ἰσχία,<sup>1</sup> οἱ πάντες ἑπτά.

566

12. Οὔτοι τοῦ τε ἐγκεφάλου λύματα εἰσιν ἀπίοντες· καὶ εἰ μὴ ἰ ἀπίοιεν, νοῦσος αὐτῶ. οὔτω δὲ καὶ τῷ ἄλλῳ σώματι, ἣν ἐς τὰ ἔνδον ἀπίωσι καὶ μὴ ἔξω, καὶ αὐτοῖς ὄχλος πολὺς, κᾶνδοθεν ἔλκοι· καὶ δριμὺν μὲν εἰ πρόοιτο ὁ ἐγκέφαλος ρεῦμα, τὰς ἐπιρροὰς ἐσθίει καὶ ἔλκοι· καὶ τὸ μὲν ἐπὶ ἢ ἢ πλῆθος κατιὸν ἀλές, οὐκ ἀνέχει ὁ ρόος, ἔστ' ἂν ἐξαρῆται τὴν πληθὺν τοῦ κατιόντος· καὶ τὸ μὲν ἐπιρρέον ἀποπέμπων ἔξω, ἕτερον δὲ ἐσδεχόμενος, ἐς τὸ ὅμοιον αἰεὶ καθιστάμενος· τὰ τε ὑγρά ἔλκοι<sup>2</sup> καὶ ποιεῖ νούσους. ἄμφω δὲ ἐν ἀηθίῃ<sup>3</sup> καταγυοῖ τὴν φύσιν· καὶ ἦν πάθη, δν' ἐστὸν κακία· τὰ μὲν γὰρ πάθη τῆς φύσεως, οἱ προειρημένοι ρόοι· δυσφορέουσι τὸ πλῆθος, καὶ ὀδάξον καὶ<sup>4</sup> ἄλογον καὶ οὐ ξύνηθες ὄν· ὁ δὲ ἐγκέφαλος πῆμα ἴσχει καὶ αὐτὸς οὐχ ὑγιαίνων· ἀλλ' εἰ μὲν δάκνοιτο, τάραχον πολὺν ἴσχει, καὶ ὁ νόος ἀφραίνει, καὶ ὁ ἐγκέφαλος σπᾶται καὶ ἔλκει τὸν ὄλον ἄνθρωπον, ἐνίστε<sup>5</sup> δ' οὐ φωνεῖ καὶ πνίγεται, ἀποπληξίῃ τῷ πάθει τοῦνομα. ἄλλοτε δὲ δριμὺν μὲν

<sup>1</sup> Littré: τὸ αἷμα V.

<sup>2</sup> Potter: ἔλκη V.

<sup>3</sup> Potter: ἀκηδία V.

<sup>4</sup> Joly: ὀδάξον τὸ Ermerins: ὀδάξονται τὸ V.

through the natural passages of the ears, eyes or nose: these are three possibilities; others flow through the palate into the throat or into the oesophagus, others through the vessels into the spinal marrow, or to the hips: seven possibilities in all.<sup>a</sup>

12. These fluxes are purgations of the brain when they pass off, and if they do not pass off, the brain becomes ill. So too in the rest of the body, if they pass into the interior rather than to the exterior, it means great trouble for those parts, with ulcers forming in the interior. If the brain sends forth a fluxion that is sharp, this corrodes and ulcerates the channels by which it arrives. If what arrives is great in quantity and passes down all in a mass, the flux does not cease until it has drained off most of what is passing down. In continually sending one afflux away while at the same time receiving a new one, a constant state becomes established, and the moisture causes ulcerations and provokes diseases. Both these fluxes in their abnormality weaken the constitution, and if a person becomes ill, the evils are two. For first there are the affections of the constitution, the fluxes mentioned above; these patients bear up poorly under the quantity and the fact that it is irritating, inappropriate and unaccustomed. Secondly, the brain is harmed and is not healthy itself; and if it is irritated, it suffers a great disturbance, the mind is deranged, and the brain pulls and convulses the whole person, who sometimes becomes speechless and is suffocated; the name of this disease is apoplexy. Other

<sup>a</sup> Cf. *Places in Man* 10.

<sup>5</sup> Littré after Dietz: ἐν ἐωντῶ V.

568 οὐ ποιέεται τὸ<sup>1</sup> ρεύμα, πλήθος δ' | ὃν τὸ ἐμπεισὸν  
 πονέει τοῦτο, καὶ ἡ γνώμη ταράττεται, καὶ περίεισιν  
 ἀλλοῖα φρονῶν καὶ ἀλλοῖα ὀρέων· φέρων τὸ ἦθος  
 τῆς νοῦσου σεσηρόσι μειδιήμασι καὶ ἀλλοκότοισι  
 φαντάσμασιν.

13. Ἄλλος ῥόος ἐπ' ὀφθαλμούς, ὀφθαλμῖαι, καὶ  
 οἰδέουσιν αἱ ὄψεις. εἰ δὲ ἐπὶ ρίνας ὁ κατάρρους,  
 ὀδαῖζονται μυκτῆρας, καὶ ἄλλο οὐδὲν δεινόν· αἶ τε  
 γὰρ ὁδοὶ τούτων εὐρέαι καὶ ἱκαναὶ τιμωρέειν σφίσιν·  
 πρὸς δὲ καὶ ἀσύστροφον τὸ ἀπιὸν αὐτῆσι. τὰ δὲ  
 οὔατα σκολιὸς μὲν πόρος καὶ στεινός· ὁ δ' ἐγκέφα-  
 λος πλησίον αὐτοῦ αὐτοῖσιν ἐμπιέζεται· νοσέων δὲ  
 τὴν νοῦσον ταύτην, τὰ πολλὰ ἀποκρίνει κατὰ τὸ οὔς  
 ἀπὸ τῆς πυκινῆς ῥοῆς <καὶ><sup>2</sup> ἀνὰ χρόνον κεχώρι-  
 σταί<sup>3</sup> τε καὶ ῥέει δυσῶδες πῦον. οὕτως ἐς τὰ ἔξω  
 δῆλοι τῶ ὀφθαλμῶ ῥόοι, καὶ οὐ πάμπαν θανατώδεις.

14. Ἦν δὲ ὀπίσω [τὸ ρεύμα]<sup>4</sup> ἴη δι' ὑπερώης τὸ  
 ἀφικόμενον φλέγμα ἐς τὴν κοιλίην, ῥέουσι μὲν καὶ  
 αἱ κοιλίαι τούτων, νοσέουσι δὲ οὐ· ἀναμένοντος  
 κάτω τοῦ φλέγματος, εἰλεοὶ καὶ<sup>5</sup> πάθη χρόνια·  
 ἄλλοις δι' ὑπερώης ἐπὶ φάρυγγα, ἣν πολὺ ῥυῆ καὶ  
 ἐπὶ πολὺ, αἱ νοῦσοι φθινάδες· κορίσκονται γὰρ τοῦ  
 570 φλέγματος οἱ πνεύμονες, καὶ γίνεται | τὸ πῦον·  
 τοῦτο διεσθίει τοὺς πνεύμονας· καὶ οἱ νοσέοντες οὐ  
 ῥάϊον περιγίνονται· καὶ ἡ γνώμη τοῦ ἰητροῦ, καὶ ἦν  
 ἀγαθὸς καὶ ἦν ἀγχινοος, τὰ πολλ' ἀξυνετέει τῆς  
 προφάσιος.

<sup>1</sup> Potter: ποιεῖ αὐτὸ V.



times the fluxion is not made sharp, but the afflux, being great in quantity, causes pain; the reason is disturbed and the victim goes about thinking and seeing alien things; one bears this kind of disease with grinning laughter and grotesque visions.

13. Another flux is to the eyes—ophthalmia—and the organs of sight swell up. If the defluxion is to the nose, the nostrils become itchy, but nothing else untoward occurs, for these passages are wide and sufficient to look after themselves; furthermore what goes out through the nose does not tend to congeal. In the ears, the channels are curved and narrow; besides, the brain, being close, exerts pressure on them. If a person has this disease, generally he secretes through the ear what comes from the frequent flux; with time this is separated off, and ill-smelling pus flows out. In this way fluxes are revealed to the eye as they flow to the exterior, and such are not altogether mortal.

14. If the phlegm that arrives from above goes backward through the palate into the cavity, these persons have a flux of the cavities, but do not become ill; if, however, the phlegm tarries in the lower parts, ileus and chronic sufferings arise. In other persons, a flux through the palate into the throat, if it is copious and lasts a long time, produces consumptive diseases; for the lungs become saturated with the phlegm, and pus is formed, which eats its way through the lungs. These patients survive only with difficulty; the physician's understanding, even if he is good and he is shrewd, in most cases fails to grasp the cause.

---

<sup>2</sup> Ermerins.

<sup>3</sup> Ermerins: ὄρισται V.

<sup>4</sup> Del. Joly.

<sup>5</sup> Joly: τὰ V.

Ἄλλη νοῦσος· διὰ φλεβῶν ἐπὶ νωτιαῖον ἀπὸ καταρρόου κεφαλῆς· αἴσσει δὲ ἐντεῦθεν ἐπὶ ἱερὸν ὀστέον, ἄγων τὴν ἐπιρροὴν ὁ νωτιαῖος, καὶ ἐναπέθετο τῆσι κοτύλῃσι τῶν ἰσχυίων· [ἰσχία]<sup>1</sup> καὶ ἦν ποιή φθίσι, [καὶ]<sup>2</sup> μαραίνεται ὁ ἄνθρωπος ὧδε καὶ ὧδε καὶ ζῶειν οὐκ ἐθέλει· ταχὺ γὰρ πονέει τὴν σπάθην, καὶ ἄμφω τὸ πόδε καὶ μηρῶ παρέπονται, καὶ αἰεὶ τελῶς ὄλλυνται χρόνῳ πολλῷ μελεδαινόμενοι, καὶ οὕτως ἀπηύδηκε καὶ θνήσκει. ταῦτά μοι <περὶ><sup>3</sup> ῥόων ἀπὸ κεφαλῆς εἴρηται.

15. Καὶ πάθεα ἐγκεφάλου καὶ ἄλλαι νοῦσοι, παραφροσύναι καὶ μανίαι, καὶ πάντα ἐπικίνδυνα, καὶ πονέει ὁ ἐγκέφαλος καὶ αἱ ἄλλαι ἀδένες· ἔχει γὰρ καὶ τόνον καὶ ἄλλη ξύνοδος ἐνταῦθα πάλιν τοῦ σώματος.

572 16. Ἄλλὰ καὶ ἀδένες ἐν τοῖσι στήθεσι μαζοὶ καλέονται, καὶ | διαίρονται γάλα ποιέουσιν· τοῖς δὲ οὐ ποιέουσι γάλα, <οὔ><sup>4</sup> ποιέουσι μὲν αἱ γυναῖκες, οἱ δὲ ἄνδρες οὐ ποιέουσι. τῆσι μὲν γυναιξὶν ἀραιή τε ἢ φύσις κάρτα<sup>5</sup> τῶν ἀδένων, ὥσπερ τὸ ἄλλο σῶμα, καὶ τὴν τροφήν, ἦντινα ἔλκουσιν ἐπὶ σφᾶς, ἀλλοιοῦσιν ἐς τὸ γάλα· καὶ ἀπὸ τῆς μήτρης παραγίνεται ἐπὶ τοὺς μαζοὺς ἐς τὴν μετὰ τὸν τόκον τῷ παιδίῳ τροφήν, ἦν τινα ἀποπιέζει καὶ ὑπερβάλλει τὸ ἐπίπλοον ἐς τὰ ἄνω, στενοχωρούμενον ὑπὸ τοῦ ἐμβρύου.

Τοῖσι δὲ ἄρρεσι καὶ ἡ στενοχωρίη καὶ ἡ πυκνότης τοῦ σώματος μέγα συμβάλλεται μὴ εἶναι μεγά-

## GLANDS

Another disease: a flux down from the head through the vessels to the spinal marrow; from there the afflux darts along the spinal marrow to the sacrum, to be deposited in the cups of the hips. If the flux leads to consumption, the person wastes away bit by bit and does not care to live; for soon he is affected in the shoulder blades, his two legs and thighs follow—in the end such patients always perish after a long period of care—and so he fails and dies. This is what I have to say about fluxes from the head.

15. Other diseases too are affections of the brain—derangements and delirious states—and all these things are dangerous. Both the brain and the other glands suffer; for the brain has a band connecting it to the other glands, and also there is another conjunction there coming back from the body.

16. The glands on the chest are called breasts, and these develop in individuals that make milk, not in those that do not make milk: women make milk, but men do not. In women the substance of the glands is very rarefied, just like the rest of their bodies, and the nourishment these glands draw to themselves they alter into milk. This passes from the uterus to the breasts as nourishment for the baby after its birth, being squeezed out by the omentum and cast up to the higher regions of the body when it becomes cramped by the fetus.

In males it is largely the compactness and density of their bodies that contribute to the smallness of these

---

<sup>1</sup> Del. Ermerins.      <sup>2</sup> Del. Linden.

<sup>3</sup> Foes after Cornarius' *de*.

<sup>4</sup> Littré.      <sup>5</sup> Zwinger in margin: καὶ κατὰ V.

λας τὰς ἀδένας· τὸ γὰρ ἄρρην ναστόν ἐστι καὶ οἶον εἶμα πυκνὸν καὶ ὀρέοντι καὶ ἐπαφωμένῳ· τὸ δὲ θῆλυ ἀραιὸν καὶ χαῦνον καὶ οἶον εἴριον ὀρέοντι καὶ ἐπαφωμένῳ· ὥστε τὴν ὑγρασίην οὐ μεθίησι τὸ ἀραιὸν καὶ μαλθακόν· τὸ δὲ ἄρσεν οὐκ ἂν τι προσδέξαιτο, πυκνόν τε εὖν καὶ ἀστεργές, καὶ ὁ πόνος κρατύνει αὐτοῦ τὸ σῶμα, ὥστε οὐκ ἔχει δι' οὗ λήψεται τι<sup>1</sup> τῶν περισσῶν. οὕτως ἀναγκάζει ὁδε ὁ λόγος καὶ στήθεα καὶ μαζοὺς καὶ τὸ ἄλλο σῶμα τῆσι γυναιξὶ χαῦνα καὶ μαλακὰ εἶναι καὶ διὰ τὴν ἀργίην καὶ διὰ τὰ προειρημένα· τοῖσι δὲ ἀνδράσι τὰ ἐναντία.

574 17. Ποιέουσι καὶ μαζοὶ φύματα, φλεγμονάς, τὸ γάλα ἀποση|ποντες· ἀγαθὰ δὲ ἔχουσι τοῖσιν ἔμπροσθεν ὅμοια· ἀποστερίζουσι τὴν πλεονεξίην τοῦ ἄλλου σώματος. μαρτύριον τῆσι γυναιξὶν ἧσιν ἀφαιρεῖται νούσῳ ἢ ἄλλῃ τινὶ ξυμφορᾷ<sup>2</sup> μαζός· καὶ ἡ φωνὴ θρασεῖα, καὶ ὑγρὰ εἰς στόμαχον, καὶ πτυελίζουσι, καὶ τὴν κεφαλὴν ἀλγέουσι· καὶ ἀπὸ τῶνδε νοσέουσιν· ἰὸν γὰρ ἀπὸ τῆς μήτρης καὶ ἐπιρρέον τὸ γάλα ὥσπερ μεθίετο<sup>3</sup> καὶ ἔμπροσθεν ἐς τὰ ἄνω [τεύχεα],<sup>4</sup> τὰ οἰκεία οὐκ ἔχον τεύχεα, συντυγχάνει τοῖσι κυρίοις τοῦ σώματος, καρδίῃ, πνεύμονι, καὶ ἀποπνίγονται.

<sup>1</sup> Ermerins: τὸ V.

<sup>2</sup> Froben: νούσος ἢ ἄλλη τις ξυμφορὰ V.

<sup>3</sup> Joly: μεθίη V.

<sup>4</sup> Del. Joly.

## GLANDS

glands; for the male is close-pressed like a thick carpet both in appearance and to the touch. The female, on the other hand, is rarefied and porous like a flock of wool in appearance and to the touch: it follows that this rarefied and soft tissue does not reject moisture. The male cannot accept anything, first because of his naturally dense and unyielding substance, and then exercise, too, strengthens his body, so that it has no way of taking up any excess. Thus, this reasoning proves that the chest, breasts and rest of the body in females are porous and soft, both because of the sex's inactivity and because of what has been said above, whereas in males the opposite is true.

17. The breasts develop tubercles and inflammations when their milk turns bad. Their positive actions are the same as noted above: to carry off the rest of the body's surplus. Proof of this is provided by women that lose a breast either in a disease or because of some other accident: their voice becomes bold, fluid enters their oesophagus, they secrete excessive saliva, and they have pains in the head. They suffer these things because of the following: since milk continues to leave the uterus and flow out towards the upper regions of the body as it did before, not having a proper receptacle it lights upon the principal parts of the body such as the heart and lung, and the women suffocate.



## FLESHES





## INTRODUCTION

The only trace of this work to be found in ancient writings appears in the Hippocratic glossaries of Erotian<sup>1</sup> and Galen, both of which contain the uniquely occurring word ἀνακῶς (*Fleshes* ch. 19). One or more of three other entries in Galen's *Glossary* may also derive from *Fleshes*, although not necessarily so, since they do occur elsewhere in the Corpus: αἰών (*Fleshes* ch. 19 bis); συριγγώδη (chs. 3, 7, 15); τέως (chs. 8, 9, 13).

The theory put forth in the first part of the treatise, and developed with such energy and care, marks its author as one of the most extraordinary scientific minds of the Corpus; the reasoning here is comparable in power and originality to anything we find in *Generation-Nature of the Child*, *Diseases IV*, *Regimen*, or the *Sacred Disease*.

Beginning from a division of the macrocosm into aether = heat, earth (cold and dry), and air (thick and moist), the author traces the effects of heat and cold on the various elements and their combinations, as they give rise to the tissues of the human body. His basic "chemical" principles are:

<sup>1</sup> Cf. Nachmanson p. 387, note 2 and p. 411.

## FLESHES

Heat:	{	burns the fatty to form bone bakes the gluey to form membranes dries the moist to make it disappear melts the cold to make it flow away.
Cold:		congeals the liquid to make it stand still.

Consistent application of these principles results in cogent explanations of the formation of the hollow parts and cords (ch. 3), brain (ch. 4), heart and vessels (chs. 5, 6), lung (ch. 7), liver (ch. 8), spleen and kidney (ch. 9), joints (ch. 10), nails (ch. 11), and hair (ch. 14). Only in the case of the teeth (chs. 12, 13) does the author fall back on the traditional "like to like" principle of other Hippocratic treatises.<sup>2</sup>

The second part of the treatise explores the mechanisms of hearing (ch. 15), smell (ch. 16), sight (ch. 17), and speech (ch. 18), generally achieving a judicious synthesis of common Hippocratic anatomical beliefs and physiological principles (e.g. hearing as echo; seeing as reflection; phonation as resonance within the chest) with ideas otherwise unrecorded in the *Corpus* (e.g. smell as the perception of the drier by the moister; the cornea as a skin formed on the surface of moisture flowing from the brain when it comes into contact with external cold; the articulation of speech as the act of the tongue touching the palate and teeth).

Chapter 19 takes up a theme remote from those of the first two sections, setting out to illustrate the special significance of the seven-day period in biology. Examples,

<sup>2</sup> Cf. C. W. Müller, *Gleiches zu Gleichem*, Wiesbaden, 1965, pp. 112-50.

## FLESHES

many of which are also alluded to in other Hippocratic treatises, include the time taken for the first formation of the fetus, the fact that the seven-month, but not eight-month, fetus is viable, and the special importance of the seven-day period, or fraction of it, in the course of acute diseases.<sup>3</sup>

Several emendations to the text of *Fleshes* are proposed in: W. A. Heidel, "Hippocratea I", *Harvard Studies in Classical Philology*, 25 (1914), 178–187 (= Heidel). An edition, German translation, and commentary of *Fleshes* appeared as: K. Deichgraeber, *Über Entstehung und Aufbau des menschlichen Körpers . . . mit einem sprachwissenschaftlichen Beitrag von Ed. Schwyzer*, Leipzig and Berlin, 1935 (= Deichgraeber or Schwyzer). *Fleshes* is also included in Joly's Budé volume XIII (1978).

<sup>3</sup> Cf. Wilhelm Roscher, *Die Hebdomadenlehren der griechischen Philosophen und Ärzte*, Leipzig, 1906, pp. 44–86.

## ΠΕΡΙ ΣΑΡΚΩΝ

VIII 584

Littre

1. Ἐγὼ τὰ μέχρι τοῦ λόγου τούτου κοινῆσι γνώμησι χρέομαι ἐτέρων τε τῶν ἔμπροσθεν, ἀτὰρ καὶ ἔμευτοῦ· ἀναγκαίως γὰρ ἔχει κοινὴν ἀρχὴν ὑποθέσθαι τῆσι γνώμησι βουλόμενον ξυνθεῖναι τὸν λόγον τόνδε περὶ τῆς τέχνης τῆς ἱητρικῆς. περὶ δὲ τῶν μετεώρων οὐδὲν<sup>1</sup> δέομαι λέγειν, ἣν μὴ τοσοῦτον ἐς ἄνθρωπον ἀποδείξω καὶ τὰ ἄλλα ζῶα, ὅκως<sup>2</sup> ἔφυ καὶ ἐγένετο, καὶ ὅ τι ψυχὴ ἐστίν, καὶ ὅ τι τὸ ὑγιαίνειν, καὶ ὅ τι τὸ κάμνειν, καὶ ὅ τι τὸ ἐν ἀνθρώπῳ κακὸν καὶ ἀγαθόν, καὶ ὅθεν ἀποθνήσκει. νῦν δὲ ἀποφαίνομαι αὐτὸς <τὰς><sup>3</sup> ἔμευτοῦ γνώμας.

2. Δοκέει δέ μοι ὁ καλέομεν θερμόν, ἀθάνατόν τε εἶναι καὶ νοεῖν πάντα καὶ ὀρῆν καὶ ἀκούειν καὶ εἶδέναι πάντα καὶ τὰ ἔοντα καὶ τὰ μέλλοντα ἔσεσθαι τούτου<sup>4</sup> οὖν τὸ πλείστον, ὅτε ἐταράχθη πάντα, ἐξεχώρησεν εἰς τὴν ἀνωτάτω περιφορῆν· καὶ ὀνομήναί μοι αὐτὸ δοκέουσιν οἱ παλαιοὶ αἰθέρα. ἡ δευτέρα μοῖρα κάτωθεν αὐτῆς<sup>5</sup> καλέεται μὲν γῆ, ψυχρὸν καὶ ξηρὸν καὶ πολὺ κινοῦν· καὶ ἐν τούτῳ ἓνι δὴ πολὺ τοῦ

<sup>1</sup> Joly after Heidel: οὐδὲ V.

## FLESHES

1. In this treatise I shall employ assumptions that are generally held—both those of my predecessors and my own—since it is necessary to establish a common starting point, if I wish to compose this treatise about medicine. About what is in the heavens I have no need to speak, except insofar as is necessary in order to explain how man and the other animals are formed and come into being, what the soul is, what health and sickness are, what in man is evil and what good, and where his death comes from. From here on, then, I present opinions that are my own.

2. I believe that what we call heat is in fact immortal, that it perceives all things, and sees, hears and knows all that is and all that will be. Now at the time that the universe was in a state of turbulence, the greatest part of this heat separated off into the uppermost revolving vault of heaven. This the ancients, I believe, called the “aether”. The second portion of material below this is called earth; it is cold, dry and in great motion, although it too contains

---

<sup>2</sup> Ermerins: *ὀκόσα* V.

<sup>3</sup> Ermerins.

<sup>4</sup> Potter: *τοῦτο* V.

<sup>5</sup> Deichgraeber: *ἀντῆ* V.

θερμοῦ. ἡ δὲ τρίτη μοῖρα ἢ τοῦ ἡέρος τοῦ ἐγγυτάτω πρὸς τῇ γῆ, ὑγρότατόν τε καὶ παχύτατον.

586

3. Κυκλοομένων δὲ τούτων, ὅτε συνεταράχθη, ἀπελείφθη τοῦ ἰθερμοῦ πολὺ ἐν τῇ γῆ ἄλλοθι <καὶ ἄλλοθι>,<sup>1</sup> τὰ μὲν μεγάλα, τὰ δὲ ἐλάσσω, τὰ δὲ καὶ πάνυ σμικρά, πλήθος πολλά. καὶ τῷ χρόνῳ ὑπὸ τοῦ θερμοῦ ξηρανομένης τῆς γῆς, ταῦτα <τὰ><sup>2</sup> καταλειφθέντα περὶ αὐτὰ σηπεδόνας ποιεῖ οἶον περ<sup>3</sup> χιτῶνας. καὶ πολλῷ χρόνῳ θερμαινόμενον, ὅσον μὲν ἐτύχανεν ἐκ τῆς γῆς σηπεδόνας λιπαρόν τε ἐὼν καὶ ὀλίγιστον τοῦ ὑγροῦ ἔχον, τάχιστα ἐξεκαύθη καὶ ἐγένετο ὀστέα. ὀκόσα δὲ ἐτύχανε κολλωδέστερα ἔοντα καὶ τοῦ ψυχροῦ μετέχοντα, ταῦτα δὲ θερμαινόμενα οὐκ ἠδύνατο ἐκκαυθῆναι, οὐδὲ ξηρὰ γενέσθαι· οὐ γὰρ ἦν τοῦ λιπαροῦ ὡς ἐκκαυθῆναι, οὐδὲ μὴν τοῦ ὑγροῦ ὡς ἐκκαυθῆναι ξηρὸν γενέσθαι· διὰ τοῦτο εἰδέην ἀλλοιωτέραν ἔλαβε τῶν ἄλλων καὶ ἐγένετο νεῦρα καὶ φλέβες. αἱ μὲν φλέβες κοῖλαι, τὰ δὲ νεῦρα στερεά· οὐδὲ γὰρ ἐνῆν πολὺ τοῦ ψυχροῦ αὐτοῖσιν.<sup>4</sup> αἱ δὲ φλέβες τοῦ ψυχροῦ εἶχον· καὶ τούτου τοῦ ψυχροῦ τὸ μὲν πέριξ ὅσον κολλωδέστατον ἦν, ὑπὸ τοῦ θερμοῦ ἐξοπτηθὲν μῆνιγξ ἐγένετο, τὸ δὲ ψυχρὸν ἐνεὸν<sup>5</sup> κρατηθὲν ὑπὸ τοῦ θερμοῦ διελύθη καὶ ἐγένετο ὑγρὸν διὰ τοῦτο.

Κατὰ δὲ τὸν αὐτὸν λόγον καὶ ὁ φάρυγξ καὶ ὁ στόμαχος καὶ ἡ γαστήρ καὶ τὰ ἔντερα ἐς τὸν ἀρχὸν

<sup>1</sup> Littré.<sup>2</sup> Ermerins.

## FLESHES

much heat. The third portion is the air closest to the earth; it is moistest and thickest.

3. Now while these things were mingled with one another in a state of turbulence as they rotated, much heat was left behind at various places in the earth, in some places great amounts, in others lesser amounts and in still others very small amounts, but these many in number. As with time the earth was dried out by this heat, the materials left behind engendered putrefactions about themselves, which had the form of tunics. Now what was heated for a great time and happened to arise from the putrefaction of the earth as fat, and containing the least moisture, quickly burnt up and became bones. That, on the other hand, which happened to be more gluey and to contain cold could not be burnt up on being heated or become dry, since it contained neither any fat that could be burnt up nor any moisture that, on being burnt up, could become dry; for this reason it took a form rather different from the other things, and became cords and vessels. The vessels were hollow and the cords solid owing to the fact that in the cords there was not much cold; in the vessels, on the other hand, cold was present, so that in the case of the vessels the part of this cold around the outside that was most gluey was baked through by the heat and became membraneous, while the cold in the inside, on being mastered by the heat, dissolved and became liquid.

In this same way the pharynx, oesophagus, stomach and intestines as far down as the rectum too became

---

<sup>3</sup> Froben: *περὶ* V.      <sup>4</sup> Ermerins: *αὐτὸ* V.

<sup>5</sup> Zwinger: *ἐὸν* V<sup>2</sup>.

κοῖλα ἐγένοντο· τοῦ γὰρ ψυχροῦ αἰεὶ θερμαινομένου τὸ μὲν περίξ ἐξωπτήθη ὅσον αὐτὸ κολλῶδες ἦν, καὶ ἐγένετο χιτῶν ὁ περὶ αὐτὸν μῆνιγξ, τὸ δὲ ἐντὸς τοῦ ψυχροῦ,<sup>1</sup> οὐ γὰρ ἐνῆν ἐν αὐτῷ οὔτε λιπαρὸν οὔτε κολλῶδες πολὺ, διατάκη καὶ ἐγένετο ὑγρόν. κατὰ δὲ τὸν αὐτὸν λόγον καὶ ἡ κύστις, πολὺ ψυχρὸν ἀπολειφθέν, τὸ περίξ αὐτοῦ ὑπὸ τοῦ θερμοῦ θερμαινόμενον χιτῶν ἐγένετο μῆνιγξ, τὸ δὲ μέσον πολὺν χρόνον θερμαινόμενον διελύθη καὶ ἐγένετο ὑγρόν· οὐ γὰρ |  
588 ἐνῆν ἐν αὐτῷ οὔτε τοῦ λιπαροῦ οὔτε τοῦ κολλώδους· ὅσον δὲ περιῆν χιτῶν ἐγένετο.

Ἄτὰρ καὶ περὶ τῶν ἄλλων, ὅσα κοῖλα, τὸν αὐτὸν ἔχει τρόπον· ὅκου μὲν ἦν τοῦ κολλώδους πλεόν ἢ τοῦ λιπαροῦ, χιτῶν μῆνιγξ ἐγένετο· ὅκου δὲ τοῦ λιπαροῦ πλεόν ἢ τοῦ κολλώδους, ὅστέα ἐγένετο. ωὗτος δὲ λόγος καὶ τῶν ὀστέων· ὅκου μὲν μὴ ἐνῆν τοῦ κολλώδους, τοῦ δὲ λιπαροῦ καὶ τοῦ ψυχροῦ, ἐξεκαίετο θάσσον διὰ τὸ λιπαρόν, καὶ ταῦτα τῶν ὀστέων καὶ σκληρότατα καὶ στριφνότατα· ὅκου δὲ λιπαρὸν καὶ κολλῶδες παραπλήσια, ταῦτα δὲ τῶν ὀστέων σηραγγώδεα. περὶ μὲν τούτων οὕτως· τὸ μὲν ψυχρὸν πήγνυσιν· τὸ δὲ θερμὸν διαχέει, ἐν δὲ τῷ πολλῷ καὶ ξηραίνει χρόνῳ· ὅκου δὲ τοῦ λιπαροῦ ξυνίη τι τούτοισι, θάσσον ἐκκαίει καὶ ξηραίνει· ὅκου δὲ ἂν τὸ κολλῶδες ξυνίη τῷ ψυχρῷ ἄνευ τοῦ λιπαροῦ, οὐκ ἐθέλει ἐκκαίεσθαι, ἀλλὰ τῷ χρόνῳ θερμαινόμενον πήγνυται.



hollow: for as the cold in each case was heated, the part around the outside, being gluey, was baked through and became a tunic, the membrane around it, while the cold in the inside, not containing much that was fatty or gluey, melted completely and became liquid. In the same way the bladder too was formed: for when much cold was left behind, the part around the outside was warmed by the heat and became a tunic, a membrane, while the part in the inside, on being heated for a long time, dissolved and became liquid, since it contained nothing that was fatty or gluey, and what was around the outside became a tunic.

In the case of the other hollow parts it happened in the same way: where there was more gluey material than fatty, a tunic, membrane, was formed, where there was more fatty than gluey, bones were formed. Concerning the bones the explanation is the same. Where fatty and cold material was present, but no gluey, it was burnt more quickly because it was fatty, and these were the hardest and solidest of the bones. But where fatty and gluey components were in equal proportions, the bones formed were porous.<sup>a</sup> These processes occur according to the following principles. Cold condenses, heat melts and, over a long period of time, also dries. Where any fat is present with other materials, heat burns it up and dries it very quickly; where, on the other hand, gluey material is present with cold but without fat, what is gluey refuses to be burnt up, but, on being heated for a time, condenses (i.e. into a membrane).

<sup>a</sup> I.e. a mixture of bone and membrane.

<sup>1</sup> Froben: *ύγροϋ* V.

4. Ὁ δὲ ἐγκέφαλος ἐστὶ μητρόπολις τοῦ ψυχροῦ καὶ τοῦ κολλώδους, τὸ δὲ θερμὸν τοῦ λιπαροῦ μητρόπολις· θερμαινόμενον γάρ, τὸ πρῶτον πάντων διαχεόμενον λιπαρὸν γίνεται· καὶ διὰ τοῦτο ὁ ἐγκέφαλος ὅτι ὀλίγιστον ἔχει τοῦ λιπαροῦ, τοῦ δὲ κολλώδους πλείστον, οὐ δύναται ἐκκαυθῆναι ὑπὸ τοῦ θερμοῦ, ἀλλ' ἐν τῷ χρόνῳ χιτῶνα μήνιγγα παχείην ἔλαβε· περὶ δὲ τὴν μήνιγγα ὅστέα ὀκόσον τὸ θερμὸν ἐκράτησε, καὶ ἐν ὅσοισι τοῦ λιπαροῦ ἐνήν. καὶ ὁ μυελὸς ὁ καλεόμενος νωτιαῖος καθήκει ἀπὸ τοῦ ἐγκεφάλου· καὶ οὐκ ἔστιν ἐν αὐτῷ τοῦ λιπαροῦ [ἢ τοῦ κολλώδους]<sup>1</sup> πολὺ, ὥσπερ καὶ τῷ ἐγκεφάλῳ· διὰ τοῦτο οὐκ ἂν δικαίως καὶ αὐτῷ εἶη μυελὸς οὖνομα· οὐ γὰρ ὅμοιος τῷ ἄλλῳ μυελῷ, ὡς ἐν τοῖσιν ἄλλοις· ὅστοις ἐνὶ μῦνιγγας ἔχει, ὁ δὲ ἄλλος οὐκ ἔχει. τεκμήρια δὲ τούτων | σαφέα, εἴ τις ἐθέλοι ὀπτᾶν νευρώδεά τε καὶ κολλώδεα, καὶ τὰ ἄλλα δέ· τὰ μὲν ἄλλα ταχὺ ὀπτᾶται, τὰ δὲ νευρώδεά τε καὶ κολλώδεα οὐκ ἐθέλει ὀπτᾶσθαι· ἐλάχιστον γὰρ ἔχει τοῦ λιπαροῦ· τὸ δὲ πιότατον καὶ λιπαρὸν τάχιστα ὀπτᾶται.

590

5. Τὰ δὲ σπλάγχνα ὧδέ μοι δοκέει ξυστῆναι· περὶ μὲν οὖν τῶν φλεβῶν εἴρηται μοι πρότερον· ἢ δὲ καρδίῃ πολὺ τοῦ κολλώδους καὶ τοῦ ψυχροῦ ἔχει καὶ ὑπὸ τοῦ θερμοῦ θερμαινόμενον, κρέας ἐγένετο σκληρὸν καὶ γλίσχρον, καὶ μῆνιγξ περὶ αὐτήν, καὶ ἐκοιλώθη [οὐχ]<sup>2</sup> ὥσπερ φλέβες· καὶ ἐστὶν ἐπὶ τῆς

## FLESHES

4. The brain is the metropolis<sup>a</sup> of the cold and gluey, and heat the metropolis of the fatty, since the first thing of all to melt, on being heated, becomes fat. Thus the brain, having the least fat but the most gluey material, cannot be burnt up by heat, but after a time engenders a tunic, the thick membrane (*dura mater*), and, around the membrane, bones, to the degree that heat gains mastery and any fat is present. The marrow called spinal extends down from the brain, and it, just like the brain, has little fat [or gluey material]. Thus, it does not rightly bear the name "marrow", since it is not like the other marrow in the bones, it alone having a membrane, and they none. Proof of this difference would be obvious if you were to burn such cords, then something gluey, and then anything else. Whereas anything else is rapidly burnt through, the cords and whatever is gluey refuse to be burnt through because they have so little fat. And fat and what is very rich are quickest to burn.

5. The internal parts arise, in my opinion, as follows—about the vessels I have spoken above.<sup>b</sup> The heart has much that is cold and gluey; as it was warmed by the heat, it became hard, tough flesh, and a membrane developed around it, and it was hollowed out [but not] like the

<sup>a</sup> I.e. source, as the "mother-city" was the source of settlers in a Greek colony.

<sup>b</sup> See chapter 3 above.

---

<sup>1</sup> Del. Deichgraeber.

<sup>2</sup> Del. Ermerins.

κεφαλῆς τῆς φλεβὸς τῆς κοιλοτάτης. δύο γάρ εἰσι κοίλαι φλέβες ἀπὸ τῆς καρδίας· τῇ μὲν οὖνομα ἀρτηρίη· τῇ δὲ κοίλῃ φλέψι, πρὸς ἧ ἡ καρδίη ἐστίν· καὶ πλείστον ἔχει τοῦ θερμοῦ ἢ καρδίη καὶ<sup>1</sup> ἡ κοίλῃ φλέψι, καὶ ταμιεύει τὸ πνεῦμα. πρὸς δὲ ταύταιν ταῖν φλεβοῖν ἄλλαι κατὰ τὸ σῶμα· ἡ δὲ κοιλοτάτη φλέψι, πρὸς ἧ ἡ καρδίη, διὰ τῆς κοιλίης ἀπάσης διήκει καὶ διὰ τῶν φρενῶν, καὶ σχίζεται ἐς ἑκάτερον τῶν νεφρῶν· καὶ ἐπὶ τῇ ὀσφύϊ σχίζεται, καὶ αἴσσει ἐπὶ τε τὰ ἄλλα καὶ ἐς ἑκάτερον σκέλος, ἀτὰρ καὶ ἄνωθεν τῆς καρδίας πρὸς τῷ αὐχένι, τὰ μὲν ἐπὶ δεξιά, τὰ δ' ἐπ' ἀριστερά· καὶ τότε ἐπὶ τὴν κεφαλὴν ἄγει καὶ ἐν τοῖς κροτάφοισι σχίζεται ἑκατέρῃ· ἔστι δὲ καὶ ἀριθμῶ εἰπεῖν τὰς φλέβας τὰς μεγίστας· ἐνὶ δὲ λόγῳ ἀπὸ τῆς κοιλίης φλεβὸς καὶ ἀπὸ τῆς ἀρτηρίας ἄλλαι φλέβες ἐσχισμέναι εἰσὶ κατὰ πᾶν τὸ σῶμα· κοιλόταται δὲ αἱ πρὸς τῇ καρδίῃ καὶ τῷ αὐχένι καὶ ἐν τῇ κεφαλῇ καὶ κάτωθεν τῆς καρδίας μέχρι τῶν ἰσχίων.

592

6. Καὶ τὸ θερμὸν πλείστον ἔνι ἐν τῆσι φλεψὶ καὶ τῇ καρδίῃ, καὶ διὰ τοῦτο πνεῦμα ἢ καρδίη ἔχει θερμὴν ἐοῦσα μάλιστα τῶν ἐν τῷ ἀνθρώπῳ. ῥήϊδιον δὲ τοῦτο καταμαθεῖν, ὅτι θερμὸν ἐστὶ τὸ πνεῦμα· ἢ καρδίη καὶ αἱ κοίλαι φλέβες κινέονται αἰεὶ [καὶ τὸ θερμότατον πλείστον ἔνι ἐν τῆσι φλεψίν· καὶ διὰ τοῦτο πνεῦμα ἢ καρδίη ἔχει θερμὴν ἐοῦσα μάλιστα

<sup>1</sup> Deichgraeber: ἡ V.

## FLESHES

vessels. The heart is at the head of the hollowest vessel (*vena cavissima*); for two hollow vessels come out of it: one has the name artery, the other hollow vessel (*vena cava*), and it is against this that the heart sits. The heart and the hollow vessel have the most heat, and control the breath. Attached to these two vessels are others to the body. The hollowest vessel, against which the heart sits, traverses the whole cavity and the diaphragm, and branches to each of the kidneys; it also branches at the loins, and proceeds to the other parts, and to each leg. Furthermore, above the heart in the region of the throat there are branches to the right and to the left. Then one of these on each side goes to the head, and branches at the temples. It is possible to enumerate the largest vessels: in a word, from the hollow vessel and the artery the other vessels branch off through the whole body; the most capacious ones are those at the heart and throat and in the head, and below the heart as far down as the hips.

6. The greatest amount of heat is in the vessels and heart, and for this reason the heart, being the hottest part in a person, holds the breath, which is very easy to understand, given that the breath is hot.<sup>a</sup> The heart and the hollow vessels are in constant movement [and the greatest amount of heat is mostly in the vessels, and for this reason the heart, being the hottest part in a person, holds the

<sup>a</sup> Cf. *Nature of the Child* 12.

τῶν ἐν τῷ ἀνθρώπῳ].<sup>1</sup> ἔστι δὲ καὶ ἄλλως γινῶναι· πῦρ εἴ τις θέλει καίειν ἐν οἰκῆματι ὀκόταν ἄνεμος μὴ εἰσπνέῃ, φλόξ κινέεται τοτὲ μὲν μᾶλλον, τοτὲ δὲ ἦσσον· καὶ λυχνὸς<sup>2</sup> καιόμενος τὸν αὐτὸν τρόπον κινέεται, τοτὲ μὲν μᾶλλον, τοτὲ δὲ ἦσσον, ἀνέμου οὐδενὸς κινέοντος, ὅντινα καὶ ἡμεῖς οἰοί τε ἔσμεν γινώσκειν πνέοντα· καὶ τροφή ἐστι τῷ θερμῷ τὸ ψυχρόν. τὸ δὲ παιδίον ἐν τῇ γαστρὶ συνέχον τὰ χεῖλα μύζει ἐκ τῶν μητρέων τῆς μητρὸς καὶ ἔλκει τήν τε τροφήν καὶ τὸ πνεῦμα τῇ καρδίῃ εἴσω· τοῦτο γὰρ θερμώτατόν ἐστιν ἐν τῷ παιδίῳ, ὅταν περ ἡ μήτηρ ἀναπνέῃ· τούτῳ δὲ καὶ τῷ ἄλλῳ σώματι τὴν κίνησιν παρέχει τὸ θερμὸν καὶ τοῖς ἄλλοις πᾶσιν. εἰ δέ τις ἐρωτοίῃ πῶς τοῦτο οἶδέ τις, ὅτι ἐν τῇ μήτρῃ τὸ παιδίον ἔλκει καὶ μύζει, τάδε αὐτῷ ἔστιν ἀποκρίνασθαι·

594 κόπρον ἔχον | ἐν τοῖσιν ἐντέροισιν γίνεται, καὶ ἀποπατέει ἐπειδὰν γένηται τάχιστα, καὶ οἱ ἄνθρωποι καὶ τὰ πρόβατα· καίτοι οὐκ ἂν εἶχε κόπρον, εἰ μὴ ἐν τῇσι μήτρησιν ἔμυζεν, οὐδ' ἂν θηλάζειν τὸν μασθὸν ἠπίστατο γεννώμενον αὐτίκα, εἰ μὴ καὶ ἐν τῇ μήτρῃ ἔμυζε. καὶ περὶ μὲν τῆς κινήσιος τῆς καρδίας καὶ τῶν φλεβῶν οὕτως ἔχει.

7. Ὁ δὲ πνεύμων πρὸς τῇ καρδίῃ ἐγένετο ὧδε· τοῦ ὑγροῦ ὀκόσον ἦν κολλωδέστατον, ἡ καρδίη

<sup>1</sup> Del. Potter.

<sup>2</sup> Froben: αὐχμὸς V.

breath].<sup>a</sup> The origin of this movement can also be understood from another example: if you light a fire inside a room when no wind is blowing in, the flame moves, sometimes more, sometimes less. Also a lighted lamp moves in the same way, sometimes more, sometimes less, although no wind is stirring that we are able to perceive. And we know that the nourishment of hot is cold.<sup>b</sup> For example the fetus in the belly continually sucks with its lips from the uterus of the mother and draws nourishment and breath to its heart inside, for this breath is hottest in the fetus just at the time that the mother is inspiring.<sup>c</sup> To this (the fetus's heart) and to the rest of the body, too, heat gives movement, and to all other things. If anyone asks you how you know that the fetus draws and sucks in the uterus, you may reply as follows. Both humans and animals have faeces in their intestines at the time of birth, and immediately at birth pass stools—but there would be no faeces, if the fetus did not suck in the uterus. Nor would a baby know how to suck from the breast immediately at birth, if it did not also suck in the uterus. So it is with the movement of the heart and vessels.

7. The lung arose next to the heart as follows. The heart, warming that part of the moisture that was most

<sup>a</sup> I do not find the repetitiousness of this passage merely "*très typique de la manière archaïque*" (Joly ad loc.), but suspect some sort of textual disturbance.

<sup>b</sup> The connection of thought between this and the preceding sentence is that the cold, which is "the nourishment of the hot", is drawn in from the outside by the hot and thus gives rise to movement.

<sup>c</sup> Presumably the model here is that of a fireplace with the damper open.

θερμαίνουσα ταχὺ ἐξήρανεν ὅκωσπερ ἀφρὸν καὶ ἐποίησε σηραγγῶδες, καὶ φλέβια πολλὰ ἐν αὐτῷ. διὰ δὲ τοῦτο ἐποίησε τὰ φλέβια· ὁκόσον ἐν τῷ κολλώδει ἐνῆν ψυχρόν, τοῦτο μὲν ὑπὸ τοῦ θερμοῦ διατάκη καὶ ἐγένετο ὑγρόν· τὸ δὲ ἀπὸ τοῦ κολλώδεος αὐτοῦ<sup>1</sup> ὁ χιτών.

8. Τὸ δὲ ἥπαρ ὧδε ξυνέστη· ξὺν τῷ θερμῷ πολὺ τοῦ ὑγροῦ ἀπολειφθὲν ἄνευ τοῦ κολλώδεος καὶ τοῦ λιπαροῦ, ἐκράτησε τὸ ψυχρόν τοῦ θερμοῦ, καὶ ἐπάγη. τεκμήριον δέ μοι τόδε· ὁκόταν σφάξῃ τις ἱερεῖον, τέως μὲν ἂν θερμὸν ᾖ, ὑγρόν ἐστί τὸ αἷμα· ἐπειδὴν δὲ ψυχθῆ, ἐπάγη· ἦν δέ τις αὐτὸ τινάσσει, οὐ πῆγνυται· αἱ γὰρ ἴνες εἰσι ψυχραὶ καὶ κολλώδεις.

9. Ὁ δὲ σπλῆν συνέστη ὧδε· σὺν τῷ ὑγρῷ<sup>2</sup> καὶ κολλώδει ἐκάετο<sup>3</sup> θερμῷ πλείστον, τοῦ δὲ ψυχροῦ ἐλάχιστον, τοσοῦτον μόνον ὁκόσον πῆξαι τὸ κολλώδες αὐτό, ὅ εἰσιν αἱ ἴνες αἱ ἐνοῦσαι ἐν τῷ σπληνί· καὶ διὰ τὰς ἴνας ταύτας μαλακός ἐστίν ὁ σπλῆν καὶ ἰνώδες.

596 Οἱ δὲ νεφροὶ ξυνέστησαν ὧδε· ὀλίγον τοῦ κολλώδεος, τοῦ ὑγροῦ<sup>4</sup> πλείστον | τοῦ ψυχροῦ πλείστον, καὶ ἐπάγη ὑπὸ τούτου, καὶ ἐγένετο σκληρότατον τὸ σπλάγχχνον καὶ ἥκιστα ἐρυθρόν, ὅτι οὐ πολὺ τοῦ θερμοῦ ξυνέστη.

Ὁ δὲ αὐτὸς λόγος καὶ περὶ τῶν σαρκῶν· τὸ μὲν

<sup>1</sup> Ermerins: αὐτὸς V.

<sup>2</sup> Ermerins: θερμῷ V.



gluey, quickly dried it out into a kind of foam, making it porous and filling it with many small vessels. This is how the heart formed the small vessels: any cold that was in the gluey material was melted by its heat and became liquid, while from the gluey part itself the membrane of the vessel arose.<sup>a</sup>

8. The liver was formed as follows. Where much moisture was left behind together with heat and in the absence of anything gluey or fatty, cold gained mastery over the heat, and the moisture congealed. This is my proof. When you slaughter a sacrificial animal, as long as its blood remains warm it is liquid, but when it becomes cold, it congeals. If, however, you shake it, the blood does not solidify, for its fibres are cold and gluey.

9. The spleen was formed as follows. With what was moist and gluey was kindled very much heat, and very little cold, just the right amount to condense the gluey material itself,<sup>b</sup> which constitutes the fibers that are in the spleen; it is because of these fibres that the spleen is soft and stringy.

The kidneys were formed as follows. Little gluey material, a great amount of moist material, a great amount of cold: the viscus congealed on account of this, and became the toughest and the least red, since not much heat was present.

About muscles the explanation is the same: cold

<sup>a</sup> Cf. chapter 3 above.

<sup>b</sup> For the condensing effect of heat on gluey material see chapter 3 *fn.* above.

---

<sup>3</sup> Potter: καὶ τοῦ V.

<sup>4</sup> Potter: θερμῶ V.

ψυχρὸν ἔστησε καὶ ξυνέπηξε καὶ ἐποίησε σάρκα, τὸ δὲ κολλῶδες τρώγλαι ἐγένοντο· ἐν δὲ τῆσι τρώγλησι ταύτησι τὸ ὑγρὸν ὡσπερ καὶ ἐν τῆσι φλεψὶ τῆσι μεγάλησιν.

Τὸ δὲ θερμὸν ἐν παντὶ τῷ σώματι, πλείστον δὲ τῷ σώματι· καὶ τοῦ ψυχροῦ πολὺ ἐν τῷ ὑγρῷ· τοσοῦτο δὲ ἐστὶ τοῦ ψυχροῦ ὁκόσον δύναται πῆξαι τὸ ὑγρὸν· ἀλλὰ νενίκηται, ὥστε διακέχυται ὑπὸ τοῦ θερμοῦ.

Ἡ δὲ ἀπόδειξις τοῦ ὑγροῦ ὅτι θερμὸν ἐστίν, εἴ τις ἐθέλοι τάμνειν τοῦ ἀνθρώπου τοῦ σώματος, ὅκου ἐθέλοι, ρεύσεται<sup>1</sup> αἷμα θερμὸν, καὶ τέως μὲν ἂν θερμὸν ἦ, ὑγρὸν ἐστὶ· ἐπειδὴν δὲ ψυχθῆ ὑπὸ τε τοῦ ἐνεόντος ψυχροῦ καὶ τοῦ ἐκτός, ἐγένετο δέρμα καὶ ὑμῆν, καὶ εἴ τις ἀφελὼν τοῦτο τὸ δέρμα ἐάσειεν ὀλίγου χρόνου, ὄψεται ἄλλο δέρμα γινόμενον· εἰ δὲ τις τοῦτο αἰεὶ ἀφαιρεῖ, ἄλλο δέρμα γίνουτ' ἂν πρὸς τοῦ ψυχροῦ. τούτου δὲ εἵνεκα πλείω ἔλεξα, ὅπως<sup>2</sup> ἀποδείξω ὅτι τὸ ἔσχατον τοῦ σώματος πρὸς τοῦ ἡέρος ἀναγκαίως ἔχει δέρμα γενέσθαι ὑπὸ τοῦ ψυχροῦ καὶ τῶν πνευμάτων προσβαλλόντων.

10. Τὰ δ' ἄρθρα ὧδε ἐγένετο· ὅτε τὰ ὀστέα ξυνίστατο, ὁκόσα μὲν αὐτῶν λιπαρὰ ἦν, τάχιστα ἐξεκαύθη, ὡσπερ πρόσθεν λέλεκται ἐν τῷ προτέρῳ λόγῳ· ὁκόσον δ' αὐτῶν κολλῶδες ἦν, τοῦτο δὲ οὐκ ἠδύνατο ἐκκαυθῆναι, ἀλλὰ μεταξὺ ἀπολειφθὲν τοῦ καιομένου <καὶ><sup>3</sup> ξηραιομένου ὑπὸ τοῦ θερμοῦ νεῦρα καὶ σίαλον ἐγένετο· τὸ δὲ σίαλον, ὁκόσον τοῦ κολλώδους ὑγρότατον ἦν, τόδε θερμαινόμενον παχύ-

## FLESHES

brought what was moist to a stand-still, congealed it, and turned it into muscle, while what was gluey formed canals; in these canals there is moisture just as in the large vessels.

There is heat in the whole body, in fact it constitutes the greatest part in the body; in the moisture of the body, again, there is much cold; in fact so much cold that it could congeal this moisture, if it were not overwhelmed and so liquified by the whole body's heat.

Demonstration that the moist part in the body is kept hot. If someone should make a cut in a person's body anywhere he wishes, hot blood will flow out and, as long as it is hot, it will be liquid. But when this blood is cooled by the internal cold and the external cold, a skin or membrane forms; if you remove this and let a little time pass, another skin will be seen to form; and if you keep on removing this, still another skin will form, because of the effect of the cold. I have dilated on this point in order to show that at the outer confines of the body next the air a skin must of necessity arise on account of the cold and of the winds that strike it.

10. The joints came into being as follows. When bones arose what was fat in them was very rapidly burnt up, as has been said above (ch. 3); what was gluey could not be burnt up, but, being left behind between what was burnt up and dried by the heat, became cords and fluid. As to the fluid, the most liquid part of what was gluey, this

---

<sup>1</sup> Schwyzer: *ρεύσει τε* V.

<sup>2</sup> Ermerins: *τέως* V.

<sup>3</sup> Zwinger in margin after Calvus' *perustum desiccatumque*.

τερον ἐγένετο ὑγρὸν ἑόν· καὶ ἀπὸ τούτου σίαλον ἐγένετο.

11. Οἱ δὲ ὄνυχες ἀπὸ τούτου ἐγένοντο τοῦ κολλώδεος· ἀπὸ γὰρ τῶν ὀστέων καὶ τῶν ἄρθρων αἰεὶ τὸ ὑγρότατον αὐτοῦ ἀπιὸν κολλώδεος<sup>1</sup> γίνεται ἀπὸ τοῦ θερμοῦ ξηραίνόμενον καὶ ἐξαναϊνόμενον θύραζε ὄνυχες.

12. Οἱ δὲ ὀδόντες [ὑστερον]<sup>2</sup> γίνονται διὰ τόδε· ἀπὸ τῶν ὀστέων τῶν ἐν τῇ κεφαλῇ καὶ ταῖν γνάθωιν ἢ αὔξησις γίνεται· τοῦ κολλώδεος <καὶ><sup>3</sup> τοῦ λιπαροῦ τὸ ἐνεὸν ὑπὸ τοῦ θερμοῦ ξηραίνόμενον ἐκκαίεται, καὶ γίνονται ὀδόντες σκληρότεροι τῶν ἄλλων ὀστέων, ὅτι οὐκ ἔνεστι τοῦ ψυχροῦ. καὶ οἱ μὲν πρῶτοι ὀδόντες φύονται ἀπὸ τῆς διαίτης τῆς ἐν τῇ μήτρῃ, καὶ, ἐπὴν γένηται, ἀπὸ τοῦ γάλακτος θηλάζοντι τῷ παιδίῳ· ἐπειδὴν δὲ οὗτοι ἐκπέσωσιν ἀπὸ τῶν σιτίων καὶ τῶν ποτῶν· ἐκπίπτουσι δὲ ἐπειδὴν ἐπτά<sup>4</sup> ἔτεα ἔῃ τῆς πρώτης τροφῆς· ἔστι δὲ καὶ οἷς πρότερον, ἢν ἀπὸ νοσερῆς τροφῆς φυέωσι· τοῖσι δὲ πλείστοισιν, ἐπειδὴν ἐπτά ἔτεα γένηται· οἱ δὲ μεταφυέοντες συγκαταγηράσκουσιν, ἢν μὴ ὑπὸ νόσου διαφθαρῶσι.

600 13. Διὰ δὲ τοῦτο φύονται οἱ ὀδόντες ὑστερον τῶν ἄλλων· ἐν τῇ | γνάθῳ φλέβες εἰσὶ καὶ ἐκ τῆς κάτω κοιλίης<sup>5</sup> μούνοισι τῶν ὀστέων αὐταὶ τὴν τροφήν παρέχουσι [τῷ ὀστέῳ].<sup>6</sup> τὰ δὲ ὀστέα τοιαύτην αὔξη-

<sup>1</sup> Potter: κολλώδες V: del. Deichgraeber, Joly.

## FLESHES

thickened on being heated, but still remained liquid; this is the origin of the joint fluid.

11. The nails too arose from this gluey material; for the most liquid part of the gluey material which is continually being discharged from the bones and joints is dried up and desiccated by heat to become nails at the exterior.

12. The teeth came into being for the following reason. The teeth grow out of the bones of the skull and jaws, when what is gluey and fatty in them is dried and burnt up by the heat. Teeth are harder than other bones because they contain no cold. The primary teeth take their growth from the regimen in the uterus,<sup>a</sup> and after birth from milk, in the child at the breast; when these have fallen out, the permanent teeth take their growth from foods and drinks. The primary teeth fall out when there have been seven years of the first regimen; in some cases this occurs earlier, if the children are being fed a regimen that is sickly—but in most cases when they are seven years old. The teeth that grow in afterwards grow old with the person, unless they are lost as the result of disease.

13. Teeth are formed later than the other bones for the following reason. In the jaws there are vessels which provide only them among bones with nourishment from the lower cavity. Now bones increase, as do all other

<sup>a</sup> Cf. chapter 6 above.

<sup>2</sup> Del. Deichgraeber.      <sup>3</sup> Zwinger in margin.

<sup>4</sup> Littré after Coray: ἐπὶ τὰ V.

<sup>5</sup> Foes in note 33 after Cornarius' *ex inferno ventre: ἐν τῇ* —  
κοιλίῃ V.      <sup>6</sup> Del. Ermerins.

σιν ὁποῖά πέρ ἐστι, καὶ τὰ ἄλλα δὲ πάντα τοιαύτην ἀποδίδωσιν αὐξήσιν, ὁποῖα αὐτὰ ἐστίν· καὶ γὰρ αἱ φλέβες αἱ ἐκ τῆς νηδύος <καὶ><sup>1</sup> τῶν ἐντέρων, εἰς ἃ συλλέγεται τὰ σιτία καὶ τὰ ποτά, ἐπειδὴν θερμανθῆ ταῦτα, ἔλκουσι τὸ λεπτότατον καὶ τὸ ὑγρότατον· τὸ δὲ παχύτατον αὐτοῦ καταλείπεται, καὶ γίνεται κόπρος ἐν τοῖσιν ἐντέροισι τοῖσι κάτω· τὸ δὲ λεπτότατον αἱ φλέβες ἔλκουσιν ἐκ τῆς νηδύος καὶ τῶν ἐντέρων τῶν ἄνωθεν τῆς νήστιος, θερμαινομένων τῶν σιτίων· ἐπὴν δὲ περήση τὴν νήστιν ἐς τὰ κάτω ἔντερα, ξυνεστράφη καὶ κόπρος ἐγένετο· ἡ δὲ τροφή ἐπειδὴν ἀφίκηται ἐς ἕκαστον, τοιαύτην ἀπέδωκε τὴν ιδέην ἐκάστου ὁκοῖα περ ἦν· ἀρδόμενα γὰρ ὑπὸ τῆς τροφῆς αὐξεται ἕκαστα, τὸ θερμὸν καὶ τὸ ψυχρὸν καὶ τὸ κολλῶδες καὶ τὸ λιπαρὸν καὶ τὸ γλυκὺ καὶ τὸ πικρὸν καὶ τὰ ὀστέα καὶ τὰ ἄλλα ξύμπαντα ὁκόσα ἐν τῷ ἀνθρώπῳ ἐνι.

602 Διὰ τοῦτο ὕστερον οἱ ὀδόντες φύονται· εἴρηται δέ μοι καὶ πρότερον ὅτι μῦναι τῶν ὀστέων αἱ γνάθοι φλέβας ἔχουσιν αὐταὶ ἐν ἐωνταῖσι· καὶ διὰ τοῦτο τροφή ἔλκεται πλέον ἢ ἐς τὰ ἄλλα ὀστέα· καὶ πλέονα τὴν τροφήν ἔχοντα καὶ ἀθροωτέραν τὴν ἐπιρροήν, ἀποτίκτει αὐξήσιν αὐτὰ ἀφ' ἑαυτῶν τοιαύτην οἷά πέρ ἐστίν αὐτά, τέως ἂν περ καὶ ἄνθρωπος ὅλος<sup>2</sup> αὐξάνηται· αὐξάνεται δὲ ἐπὴν γένηται ἐπίδηλος· ἐπίδηλος δὲ μάλιστα γίνεται ἀπὸ ἐπταετέος μέχρι τεσσαρεσκαίδεκαετέος, καὶ ἐν τούτῳ τῷ χρόνῳ οἷ τε μέγιστοι τῶν ὀδόντων φύονται καὶ ἄλλοι

## FLESHES

parts, by adding what is similar to their own particular quality. For when food and drink collect in the stomach and intestines, and are heated, the vessels arising there draw off the finest and moistest part, leaving the thickest part behind, which turns to faeces in the lower intestines. As the foods are heated, then, these vessels draw off the finest part from the stomach and the upper intestines—the part above the jejunum—and as the foods pass through the jejunum into the lower intestines, they solidify and become faeces. When the nourishment arrives, it gives up the particular quality corresponding to each part, for it is by being watered by this nourishment that every part increases, the hot, the cold, the gluey, the fat, the sweet, the bitter, the bones, and all the other parts that are in a person.

Here is why teeth are formed at a later time. I mentioned above that the jaws alone of the bones have vessels inside themselves, and this is why more nourishment is drawn to them than to other bones. Since they have more nourishment coming in a more massive afflux, they continue to increase by adding what is similar to their own particular quality, until a person has reached adulthood. A person reaches adulthood when he has acquired his definitive form, and this generally occurs between seven and fourteen years of age. In that time all the teeth,

---

<sup>1</sup> Zwinger in margin after Carnarius' *ac.*

<sup>2</sup> Joly: οὐλος V.

πάντες, ἐπὴν ἐκπέσωσιν οἱ ἐγένοντο ἀπὸ τροφῆς τῆς ἐν τῇ μήτρῃ. αὐξάνεται δὲ καὶ ἐς τὴν τρίτην ἐβδομάδα, ἐν ἧ νευρίσκος γίνεται, <καὶ><sup>1</sup> μέχρι τεσσαρῶν καὶ πέντε ἐβδομάδων· καὶ ἐν τῇ τετάρτῃ δὲ ἐβδομάδι ὀδόντες φύονται δύο τοῖσι πολλοῖσι τῶν ἀνθρώπων, οὗτοι καλεῖνται σωφροιστῆρες.

14. Αἱ δὲ τρίχες φύονται ὧδε· ὀστέα εἰσὶ καὶ ἐγκέφαλος, ἀφ' ὧν ἡ τοιαύτη αὐξησης, ὅτι τὸ περίξ κολλῶδες,<sup>2</sup> ὅπως περ τοῖσι νεύροισι, καὶ τοῦ λιπαροῦ οὐκ ἔνεστιν· εἰ γὰρ ἐνῆν τοῦ λιπαροῦ, ἐξεκαίετο ἂν ἐκ τοῦ θερμοῦ. τάχα δὲ θαυμάσειεν ἂν τις ὅτι καὶ ἐν τῆσι μασχάλησι καὶ ἐν τῷ ἐπισίῳ τρίχες πολλαὶ καὶ ἐν τῷ σώματι παντὶ εἰσιν· αὐτὸς λόγος περὶ τούτου· ὅπου τυγχάνει τοῦ σώματος τὸ κολλῶδες ὄν, ἐνταῦθα αἱ τρίχες γίνονται ὑπὸ τοῦ θερμοῦ.

15. Ἀκούει δὲ διὰ τόδε· τὰ τρήματα τῶν οὐάτων προσήκει πρὸς ὀστέον σκληρόν τε καὶ ξηρὸν ὅμοιον λίθῳ· τοῦτο δὲ πέφυκε πρὸς ὀστέον κοίλωσις σηραγγώδης· οἱ δὲ ψόφοι ἀπερείδονται πρὸς τὸ σκληρόν· τὸ δὲ ὀστέον τὸ κοῖλον ἐπηχεῖ διὰ τοῦ σκληροῦ· τὸ δὲ δέρμα τὸ πρὸς τῇ ἀκοῇ πρὸς τῷ ὀστέῳ τῷ σκληρῷ λεπτόν ἐστιν ὥσπερ ἀράχμιον, ξηρότατον τοῦ ἄλλου δέρματος. τεκμήρια δὲ πολλὰ  
604 | ὅτι τὸ ξηρότατον ἤχει μάλιστα· ὅταν δὲ μέγιστον ἤχησῃ, τότε μάλιστα ἀκούομεν. καὶ εἰσὶ τινες οἱ ἔλεξαν φύσιν ξυγγράφοντες ὅτι ὁ ἐγκέφαλός ἐστιν ὁ

<sup>1</sup> Potter.<sup>2</sup> Ermerins: τοῦ — κολλῶδες V.



## FLESHES

including the largest, are formed, once those that came into being from the nourishment in the uterus have fallen out. He continues to grow into the third seven-year period, in which he becomes a young man, and even until the fourth and fifth seven-year periods. In the fourth seven-year period two more teeth are formed in many persons, and these are called the wisdom teeth.

14. Hair grows as follows.<sup>a</sup> It is the bones and the brain from which this growth occurs, since their exterior is gluey—just as it is in cords—and lacks fat,<sup>b</sup> for if any fat were present, it would be burnt out by the heat. You may perhaps wonder that there is much hair in the axillae and on the pubis, and in fact over the whole body. The same explanation holds there: in any part of the body where anything gluey happens to be present, there hair occurs because of the effect of heat.

15. Hearing occurs for the following reason. The openings of the ears lead to a bone that is hard and dry like a stone, and besides there is a cavernous hollow next the bone. Sounds are directed towards this hardness, and through its hardness the hollow bone resounds. The skin in the ear next the hard bone is thin like a spider's web, and drier than other skin. There are many proofs that what is driest echoes best; and when a thing echoes best, we hear best. There are some writers on nature who have

<sup>a</sup> Cf. *Glands* chapters 4 and 10.

<sup>b</sup> Cf. chapter 4 above.

ἡχέων· τοῦτο δὲ οὐκ ἂν γένοιτο.<sup>1</sup> αὐτός τε γὰρ ὁ ἐγκέφαλος ὑγρὸς ἐστὶ, καὶ μῆνιγξ περὶ αὐτόν ἐστιν ὑγρὴ καὶ παχεῖη, καὶ περὶ τὴν μῆνιγγα ὀστέα· οὐδὲν οὖν τῶν ὑγρῶν ἡχεῖ, ἀλλὰ ξηρά· τὰ δὲ ἡχέοντα ἀκοὴν ποιεῖ.

16. Ὁσφραίνεται δ' ὁ ἐγκέφαλος ὑγρὸς ἐὼν τῶν ξηρῶν αὐτός, ἔλκων τὴν ὀδμὴν ξὺν τῷ ἡέρι διὰ τῶν βρογχίων ξηρῶν ἐόντων· προήκει γὰρ ὁ ἐγκέφαλος τῆς ῥίνος ἐς τὰ κοῖλα· καὶ ταύτῃ αὐτῷ οὐκ ἐστὶν ἐπίπροσθεν <οὔτε κρέας οὔτε><sup>2</sup> ὀστέον οὐδέν, ἀλλὰ χονδρίον μαλακὸν ὅκως περ σπόγγος [οὔτε κρέας οὔτε ὀστέον].<sup>2</sup> καὶ ὅταν μὲν ξηρὰ ᾖ τὰ κοῖλα τῆς ῥίνος, ὀσμᾶσθαι τῶν ξηροτέρων αὐτὸς ἐωντοῦ ἀκριβέστερός ἐστιν· ὕδατος γὰρ οὐκ ὀδμᾶται· ὑγρότερον γὰρ ἐστὶ τοῦ ἐγκεφάλου, ἐὰν μὴ σαπῆ· σηπόμενον γὰρ τὸ ὕδωρ παχύτερον γίνεται καὶ τὰ ἄλλα πάντα· ὁκόταν δὲ ὑγρανθέωσιν αἱ ῥῖνες, οὐ δύναται ὀσφραίνεσθαι· οὐ γὰρ τὸν ἡέρα ἔλκει αὐτὸς πρὸς ἐωντόν· ταύτῃ δὲ καὶ ὅταν ἀποτήκη ὁ ἐγκέφαλος πλείστον αὐτὸς ἀφ' ἐωντοῦ ἐς τὴν ὑπερώην καὶ τὴν φάρυγγα καὶ τὸν πνεύμονα καὶ ἐς τὴν ἄλλην κοιλίην, γινώσκουσιν οἱ ἄνθρωποι καὶ φασι καταρρέειν ἐκ τῆς κεφαλῆς· καταρρέει δὲ καὶ ἐς τὸ ἄλλο σῶμα· καὶ ἐστὶ τροφή<sup>3</sup> τῷ θερμῷ.

17. Ὁρῆ δὲ διὰ τοῦτο· ἀπὸ τοῦ ἐγκεφάλου τῆς μῆνιγγος φλεψ καθήκει ἐς τὸν ὀφθαλμὸν διὰ τοῦ ὀστέου ἐκάτερον· διὰ ταύταιν ταῖν φλεβοῖν ἀπὸ τοῦ ἐγκεφάλου διηθέεται τὸ λεπτότατον τοῦ κολλωδεις-

## FLESHES

said that it is the brain which echoes, but this cannot be so; for the brain itself is moist, and the membrane around it is moist and thick, and around the membrane there are bones: now nothing moist echoes, but rather what is dry, and it is what echoes that gives rise to hearing.

16. The brain, being itself moist, perceives the smell of dry things, by drawing the odour along with air through the bronchial tubes which are dry; for the brain extends towards the hollows of the nose, and at that point there is no flesh or bone in the way, but soft cartilage like a sponge. When the hollows of the nose are dry, the perception of the smell of drier things is more acute. The brain does not perceive the smell of water, since water is moister than the brain, unless the water is putrefying—on putrefying, of course, water becomes thicker, as does everything else. When the nostrils become moist, the brain loses its sense of smell, since it cannot draw any air to itself. Also, when the brain melts off copious material from itself along that same path to the palate, throat, lung and the rest of the cavity, people recognize this, and say that there is a catarrh from the head; there is a catarrh to the rest of the body, too, and this provides nourishment for heat.

17. Seeing occurs because of the following. From the membrane of the brain a vessel descends into the eye through the bone on each side. Through these two vessels the finest of the gluey part filters from the brain, and

---

<sup>1</sup> Deichgraeber: -ηται V.

<sup>2</sup> Deichgraeber. <sup>3</sup> Heidel: τροπή V.

606 τάτον· καὶ διὰ τοῦτο αὐτὸ περὶ ἑωυτὸ δέρμα ποιέει  
 τοιοῦτον | οἷόν περ [περὶ]<sup>1</sup> αὐτό ἐστι, τὸ διαφανὲς  
 τοῦ ὀφθαλμοῦ τὸ πρὸς τοῦ ἡέρος, πρὸς ὃ προσβάλλει  
 τὰ πνεύματα, κατὰ τὸν αὐτὸν λόγον ὡσπερ περὶ  
 τοῦ ἄλλου δέρματος ἔλεξα. πολλὰ δὲ ταῦτ' ἐστὶ τὰ  
 δέρματα πρὸ τοῦ ὀρέοντος διαφανέα, ὁκοῖόν περ  
 αὐτό ἐστιν· τούτῳ γὰρ τῷ διαφανεῖ ἀνταυγέει τὸ  
 φῶς καὶ τὰ λαμπρὰ πάντα· τούτῳ οὖν ὀρῆ τῷ ἀνταυ-  
 γέοντι· ὅ τι δὲ μὴ λαμπρόν ἐστι μὴδὲ ἀνταυγεί,  
 τούτῳ οὐχ ὀρῆ· τὸ δὲ ἄλλο τὸ περὶ τοὺς ὀφθαλμοὺς  
 λευκὸν κρέας ἐστίν. ἡ δὲ κόρη καλεομένη τοῦ  
 ὀφθαλμοῦ μέλαν φαίνεται διὰ τοῦτο ὅτι ἐν βάθει  
 ἐστὶ καὶ χιτῶνες περὶ αὐτό εἰσι μέλανες· χιτῶνα δὲ  
 καλέομεν τὸ ἐνεὸν ὡσπερ δέρμα· ἐστὶ δὲ οὐ μέλαν  
 ὄψει, ἀλλὰ λευκὸν διαφανές. τὸ δὲ ὑγρὸν κολλῶδες·  
 πολλάκις γὰρ ὀπώπαμεν ἐπὶ συρραγέντος ὀφθαλμοῦ  
 ἐξιοὺν ὑγρὸν κολλῶδες· κῆν μὲν ἦ ἔτι θερμόν, ὑγρὸν  
 ἐστίν· ἐπειδὰν δὲ ψυχθῆ, ἐγένετο ξηρὸν ὡσπερ  
 λιβανωτὸς διαφανῆς, καὶ τῶν ἀνθρώπων καὶ τῶν  
 θηρίων ὁμοῖόν ἐστι. τὸν δὲ ὀφθαλμὸν ἀνιᾶ πᾶν ὅ τι  
 ἂν ἐμπέσῃ, καὶ τὰ πνεύματα προσβάλλοντα, καὶ τὰ  
 ἄλλα ὅσα λαμπρότερα ἢ κατ' αὐτὸν ἐστὶ, καὶ εἴ τις  
 ἐγχρίσει, διὰ τόδε, ὅτι ὁμόχροια <ἔννυγρός><sup>2</sup> ἐστίν,  
 ὡσπερ τὸ στόμα καὶ ἡ γλῶσσα καὶ τὰ ἄλλα χείλεα<sup>3</sup>  
 ἔννυγρά ἐστίν.

608 18. Διαλέγεται δὲ διὰ τὸ πνεῦμα ἔλκων εἴσω πᾶν  
 τὸ σῶμα, | τὸ πλεῖστον δὲ ἐς τὰ κοῖλα αὐτὸς ἑωυτῷ·  
 αὐτὸ δὲ θύραζε ὠθεόμενον διὰ τὸ κενὸν ψόφον

## FLESHES

because this happens it forms a skin about itself which is like it itself, the transparent part of the eye next the air which the winds strike, this occurring in the same manner as I have described above for the rest of the skin.<sup>a</sup> In fact, these transparent membranes situated in front of the part of the eye that sees are many, and like it itself, for it is in this transparency that light and all bright things reflect; through the agency of this reflection, then, the person sees. And whatever is not bright and does not reflect, the person does not see with. The rest of what is around the eyes is a white tissue. What is called the pupil of the eye appears black because it is deep within, and because the tunics around it are black—we call “tunic” the part inside like a skin; this skin is not black to look at, but rather a transparent white. The liquid in the eye is gluey, for often we have seen, when an eye is ruptured, a gluey fluid coming out; if this material is still warm, it is fluid, but when it has cooled, it is dry like transparent frankincense. It is the same in both humans and animals. The eye is distressed by anything that falls upon it, both winds that strike it and things that are too bright for it; also, if you anoint it; this is because its surface is moist, like the mouth, the tongue and the rest of the lips.

18. Speech takes place through air, by a person drawing it inside his whole body, but mostly into his hollow parts; as this air is forced out through the empty space, it

<sup>a</sup> See chapter 9 *fn.* above.

<sup>1</sup> Del. Zwinger.      <sup>2</sup> Linden.

<sup>3</sup> Joly: ἡ ἄλλη κοιλίη V.

ποιείει· ἡ κεφαλὴ γὰρ ἐπηχέι· ἡ δὲ γλῶσσα ἀρθροῖ προσβάλλουσα· ἐν τῷ φάρυγγι ἀποφράσσουσα καὶ προσβάλλουσα πρὸς τὴν ὑπερώην καὶ πρὸς τοὺς ὀδόντας ποιείει σαφηνίζειν· ἦν δὲ μὴ ἡ γλῶσση ἀρθροῖ προσβάλλουσα ἐκάστοτε, οὐκ ἂν σαφέως διαλέγοιτο, ἀλλ' ἦ ἕκαστα φύσει τὰ μονόφωνα. τεκμήριον δέ ἐστι τούτῳ, οἱ κωφοὶ οἱ ἐκ γενεῆς οὐκ ἐπίστανται διαλέγεσθαι, ἀλλὰ τὰ μονόφωνα μῦνον φωνέουσιν. οὐδ' εἴ τις τὸ πνεῦμα ἐκπνεύσας πειρῶτο διαλέγεσθαι· δῆλον δὲ τόδε· οἱ ἄνθρωποι ὁκόταν βούλωνται μέγα φωνῆσαι, ἔλκοντες τὸ πνεῦμα τὸ ἔξω ὠθέουσι θύραζε καὶ φθέγγονται μέγα ἕως ἂν<sup>1</sup> ἀντέχη τὸ πνεῦμα, ἔπειτα δὲ καταμαραίνεται τὸ φθέγμα· καὶ οἱ κιθαρῳδοί, ὁκόταν δέη αὐτοῖς μακροφωνέειν, ἐπ' ἄκρον ἐλκύσαντες τὸ πνεῦμα ἔσω πολὺ ἐκτείνουσι τὴν ἐκφορὰν καὶ φωνοῦσι καὶ φθέγγονται μέγα ἕως ἂν<sup>1</sup> ἀντέχωσι τῷ πνεύματι, ἐπὴν δὲ τὸ πνεῦμα ἐπιλίπη, καταπαύονται· τούτοισι δῆλον ὅτι τὸ πνεῦμά ἐστι τὸ φθεγγόμενον. εἶδον δὲ ἤδη οἱ σφάξαντες ἑωυτοὺς ἀπέταμον τὸν φάρυγγα παντάπασιν· οὗτοι ζῶσι μὲν, φθέγγονται δὲ οὐδέν, εἰ μὴ τις συλλάβῃ τὸν φάρυγγα· οὕτω δὲ φθέγγονται· δῆλον δὲ καὶ τούτῳ, ὅτι τὸ πνεῦμα οὐ δύναται, διατετμημένον τοῦ φάρυγγος, ἔλκειν ἔσω ἐς τὰ κοῖλα, ἀλλὰ κατὰ τὸ διατετμημένον ἐκπνέει. οὕτως ἔχει περὶ φωνῆς ἴσως καὶ διαλέξιος.

19. Ὁ δὲ αἰὼν ἐστι τοῦ ἀνθρώπου ἐπταήμερος.  
610 πρῶτον μὲν | ἐπὴν ἐς τὰς ὑστέρας ἔλθῃ ὁ γόνος, ἐν

produces sound through the resonance of the head. The tongue articulates by touching: as the tongue encloses the air in the throat and touches the palate and the teeth, it gives the sound clarity. If the tongue does not articulate by touching each time, the person does not speak clearly, but utters, as they all are by nature, mere sounds.<sup>a</sup> A proof of this is that persons deaf from birth do not understand how to speak, but utter only mere sounds. Nor is it possible to speak, if you try to after breathing out. This is clear: when people wish to speak loudly, they draw in breath which they then force out and shout loudly as long as their breath lasts; then their voice dies away. Those who sing to the accompaniment of the lyre, when they must sing an extended passage, first forcefully draw in their breath as much as possible, and then greatly extend their delivery, and recite and sing loudly as long as they still have breath; when their breath is gone, they stop. From these examples, it will be clear that it is the breath that speaks. I have seen persons that have cut their own throats sever the throat completely: these may live, but they cannot speak, unless someone closes their throat: then they can speak. From this, too, it is clear that the person cannot draw his breath into the hollow spaces, because his throat has been cut, but instead sends his breath out through the cut. So it is with the voice, and likewise with speech.

19. The period of life of man is seven days. To begin with, when the seed arrives in the uterus, in seven days it

<sup>a</sup> On this difficult passage see Schwyzer's explanation (p. 96), which I follow.

<sup>1</sup> Ermerins: ὥς V.

ἐπτα ἡμέρησιν ἔχει ὀκόσα περ ἔστιν ἔχειν τοῦ σώματος· τοῦτο δέ τις ἂν θαυμάσειεν ὅκως ἐγὼ οἶδα· πολλὰ δὲ εἶδον τρόπῳ τοιῷδε· αἱ ἐταῖραι αἱ δημόσιαι, αἴτινες αὐτῶν πεπείρηται πολλάκις, ὀκόταν παρὰ ἄνδρα ἔλθῃ, γινώσκουσιν ὀκόταν λάβωσιν ἐν γαστρί, κᾶπειτεν διαφθείρουσιν· ἐπειδὰν δὲ ἤδη διαφθαρῇ, ἐκπίπτει ὥσπερ σάρξ· ταύτην τὴν σάρκα ἐς ὕδωρ ἐμβαλὼν, σκεπτόμενος ἐν τῷ ὕδατι, εὐρήσεις ἔχον πάντα τὰ μέλεα καὶ τῶν ὀφθαλμῶν τὰς χώρας καὶ τὰ οὐατα καὶ τὰ γυῖα· καὶ τῶν χειρῶν οἱ δάκτυλοι καὶ τὰ σκέλεα καὶ οἱ πόδες καὶ οἱ δάκτυλοι τῶν ποδῶν, καὶ τὸ αἰδοῖον καὶ τὸ ἄλλο πᾶν σῶμα δῆλον. εὐδῆλον δὲ καὶ ὅταν λάβῃ ἐς γαστέρα τῆσιν ἐπισταμένησιν· αὐτίκα ἔφριξε, καὶ θερμὴ καὶ βρυγμὸς καὶ σπασμὸς ἔχει, καὶ τὸ ἄρθρον καὶ τὸ σῶμα πᾶν καὶ τὴν ὑστέρην ὀκνος· καὶ ὀκόσαι καθαραί εἰσι καὶ μὴ ὑγραί, τοῦτο πάσχουσιν· ὀκόσαι δὲ [πάσχουσι]<sup>1</sup> παχεῖαι καὶ βλεννώδεις, οὐ γινώσκουσι τούτων τῶν γυναικῶν πολλαί· ἧ δέ μοι ἔδειξαν, κατὰ τοῦτο δὴ καὶ ἐπίσταμαι εἰδέναι.

Δῆλον δὲ καὶ τῷδε, ὅτι ἐπταήμερος ὁ αἰὼν, εἴ τις ἐθέλοι ἐπτα ἡμέρας φαγέειν ἢ πιέειν μηδέν, οἱ μὲν πολλοὶ ἀποθνήσκουσιν ἐν αὐτῆσιν· εἰσὶ δέ τινες καὶ οἱ ὑπερβάλλουσιν, ἀποθνήσκουσι δ' ὅμως· εἰσὶ δέ τινες οἱ καὶ ἐπέισθησαν ὥστε μὴ ἀποκαρτερῆσαι, ἀλλὰ φαγέειν τε καὶ πιέειν· ἀλλ' ἡ κοιλίη οὐκέτι καταδέχεται· ἡ γὰρ νῆστις συνεφύη ἐν ταύτησι τῆσιν ἡμέρησιν· ἀλλὰ θνήσκουσι | καὶ οὔτοι. ἔστι



## FLESHES

has all the parts the body is to have. You might wonder how I know this: well, I have learned much in the following way. The common prostitutes, who have frequent experience in these matters, after having been with a man know when they have become pregnant, and then destroy the child. When it has been destroyed, it drops out like a piece of flesh. If you put this flesh into water and examine it in the water,<sup>a</sup> you will see that it has all the parts: the orbits of the eyes, the ears and the limbs; the fingers, the legs, the feet, the toes, and the genital parts, and all the rest of the body is distinct. It is also very obvious to women of experience when a woman becomes pregnant: at once she feels a chill; heat, shivering and tension set in, and she feels a sluggishness in her joints, whole body and uterus. Women that are in a clean state and not moist experience these things, but many of those that are stout and phlegmy do not recognize them. It is to the extent that these women have instructed me that I know about these things.

It is also clear from the following that the period of life is seven days: if a person goes seven days without eating or drinking anything, in this period most die; some even survive that time, but still die; and others in fact are persuaded not to starve themselves to death, but to eat and drink: however, the cavity no longer admits anything because the jejunum has grown together in that many days, and these people, too, die. It is also proven by the

<sup>a</sup> Cf. *Nature of the Child* 13 for a similar experiment.

---

<sup>1</sup> Del. Littré.

δὲ καὶ τῷδε τεκμήρασθαι· τὸ παιδίον ἐπτάμηνον γόνιμον<sup>1</sup> γενόμενον, λόγῳ γεγένηται, καὶ ζῆ, καὶ λόγον ἔχει τοιοῦτον καὶ ἀριθμὸν ἀτρεκέα ἐς τὰς ἐβδομάδας· ὀκτάμηνον δὲ γενόμενον, οὐδὲν βιοῖ πώποτε· ἐννέα δὲ μηνῶν καὶ δέκα ἡμερέων γόνος γίνεται, καὶ ζῆ, καὶ ἔχει τὸν ἀριθμὸν ἀτρεκέα ἐς τὰς ἐβδομάδας· τέσσαρες δεκάδες ἐβδομάδων ἡμέραι εἰσὶ διηκόσιαι ὀγδοήκοντα.<sup>2</sup> ἐς δὲ τὴν δεκάδα τῶν ἐβδομάδων ἐβδομήκοντα ἡμέραι. ἔχει δὲ καὶ τὸ ἐπτάμηνον γενόμενον τρεῖς δεκάδας ἐβδομάδων, ἐς δὲ τὴν δεκάδα ἐκάστην ἐβδομήκοντα ἡμέραι, τρεῖς δεκάδες δὲ ἐβδομάδων αἰ σύμπασαι δέκα καὶ διηκόσιαι.

Καὶ αἰ νοῦσοι οὕτω τοῖς ἀνθρώποις ὀξύταται γίνονται, ἡμερέων παρελθουσέων ἐν τῆσιν ἀνακρίνονται καὶ ἀπέθανον ἢ ὑγιέες ἐγένοντο, <τεσσάρων, ἡμίσεος ἐβδομάδος· καὶ δευτεραῖαι ἐν μιῇ ἐβδομάδι><sup>3</sup> καὶ τριταῖαι ἔνδεκα ἡμέρησιν, ἐν μιᾷ ἐβδομάδι καὶ ἡμίσει ἐβδομάδος· καὶ τεταρταῖαι ἐν δυσὶν ἐβδομάσιν· καὶ αἰ πεμπτὰιαι ἐν δυοῖν δεούσησιν εἴκοσιν ἡμέρησι, δυοῖν τε ἐβδομάδοιν καὶ ἡμίσει ἐβδομάδος. αἰ δὲ ἄλλαι νοῦσοι οὐκ ἔχουσι διαγνώμην ἐν ὀκόσῳ ὑγιέες ἔσονται ἀποφαίνεσθαι. οὕτω δὲ καὶ τὰ ἔλκεα τὰ μεγάλα τὰ ἐν τῇ κεφαλῇ καὶ τὰ ἐν τῷ ἄλλῳ σώματι τεταρταῖα φλεγμαίνειν ἄρχεται,

<sup>1</sup> Potter: γόνον V: del. Ermerins.

<sup>2</sup> Froben: ἐβδομήκοντα V.

<sup>3</sup> Littré.

following. The child born viable at seven months is born in phase, and lives, and has the correct synchrony and precise numerical relationship to seven-day periods. A child born at eight months never survives. At nine months and ten days a child is born and lives, and has a precise numerical relationship to seven-day periods:

$$4 \times 10 \times 7 = 280 \text{ days,}^a$$

$$\text{and } 10 \times 7 = 70 \text{ days.}$$

The child born at seven months<sup>b</sup> counts exactly thirty seven-day periods:

$$10 \times 7 = 70 \text{ days,}$$

$$\text{and } 3 \times 10 \times 7 = 210 \text{ days.}$$

Diseases are also most acute in patients according to this same pattern, the days in which they come to a crisis and either die or recover being <four (half a seven-day period), the second most acute occurring in a whole seven-day period,> the third most acute in eleven days (one and a half seven-day periods), the fourth most acute in two seven-day periods, and the fifth most acute in eighteen days (two and a half seven-day periods). Other diseases have no means by which to reveal in how many days patients will recover. Thus both large ulcers on the head and ulcers on the rest of the body begin to swell on

<sup>a</sup> For the Greeks, normal pregnancy in the healthy woman lasted exactly seven forty-day periods (280 days), and children born at that term were called "ten months" (δεκάμηνοι). See W. H. Roscher, *Die Tessarakontaden und Tessarakontadenlehren der Griechen und anderer Völker*, Leipzig, 1909, p. 97f.

<sup>b</sup> Reckoning seven thirty-day months.

ἐν ἑπτὰ δὲ καθίστανται φλεγμῆναντα καὶ ἐν τεσσαρεσκαίδεκα <καὶ ἐν εἴκοσι><sup>1</sup> δυοῖν δεούσησιν. ἦν δέ τις ἀνακῶς θεραπείη καὶ μὴ καταστῆ ἐν τούτῳ τῷ χρόνῳ τὰ ἐν τῆσι κεφαλῆσι μεγάλα ἔλκεια, ἀποθνήσκουσιν οἱ ἄνθρωποι. θαυμάσειε δ' ἄν τις καὶ τοῦτο ὅστις ἄπειρος ἦ, εἰ ἐπτάμηνον γίνεται παιδίον· ἐγὼ μὲν οὖν αὐτὸς ὄπωπα καὶ συχνά· εἰ δέ τις βούλεται καὶ τοῦτο ἐλέγξαι, ῥηίδιον· πρὸς τὰς ἀκεστρίδας αἰ πάρεισι τῆσι τικτούσησιν ἐλθὼν πυθέσθω. ἔστι δὲ καὶ ἄλλο τεκμήριον· τοὺς ὀδόντας οἱ παῖδες ἐπτὰ ἐτέων διελθόντων πληροῦσι· καὶ ἐν ἑπτὰ ἔτεσιν ἔστι δὲ λόγῳ καὶ ἀριθμῷ ἀτρεκέως δεκάδες ἑβδομάδων <ἕξ καὶ τριήκοντα καὶ ἥμισυ δεκάδος, ἑβδομάδες πέντε καὶ><sup>2</sup> ἐξήκοντα καὶ τριηκόσια. τῆς δὲ φύσιος τὴν ἀνάγκην, διότι ἐν ἑπτὰ τούτων ἕκαστα διοικείται, ἐγὼ φράσω ἐν ἄλλοισιν.

<sup>1</sup> Zwinger in margin, from Calvus' *duovedeviginti*.

<sup>2</sup> Littré.

## FLESHES

the fourth day, and the swelling subsides on the seventh, fourteenth and eighteenth days. If treatment is carefully carried out, but large ulcers of the head fail to heal up in this period, the patients die. (Someone who lacks experience might wonder whether a child can really be born in seven months, but I have seen it myself, and often. If anyone wishes proof, the matter is easy: let him go to the midwives that attend women who are giving birth and ask them.)<sup>a</sup> There is yet another proof. Children have acquired all their teeth by the time they reach seven years. Now there are in seven years by measure and number exactly thirty-six and a half tens of seven-day periods: 365 seven-day periods. The necessity of nature that compels each of these things to be ordered by seven, I shall explain elsewhere.

<sup>a</sup> Apparently this note is an after-thought to the paragraph above on seven-months' children.

The first of these is the fact that the  
 number of observations is 10. The second is  
 that the observations are not independent.  
 The third is that the observations are  
 not normally distributed. The fourth is  
 that the observations are not normally  
 distributed. The fifth is that the  
 observations are not normally distributed.  
 The sixth is that the observations are  
 not normally distributed. The seventh is  
 that the observations are not normally  
 distributed. The eighth is that the  
 observations are not normally distributed.  
 The ninth is that the observations are  
 not normally distributed. The tenth is  
 that the observations are not normally  
 distributed.

The tenth is that the observations are  
 not normally distributed. The eleventh is  
 that the observations are not normally  
 distributed. The twelfth is that the  
 observations are not normally distributed.  
 The thirteenth is that the observations  
 are not normally distributed. The  
 fourteenth is that the observations are  
 not normally distributed. The fifteenth  
 is that the observations are not normally  
 distributed. The sixteenth is that the  
 observations are not normally distributed.  
 The seventeenth is that the observations  
 are not normally distributed. The  
 eighteenth is that the observations are  
 not normally distributed. The nineteenth  
 is that the observations are not normally  
 distributed. The twentieth is that the  
 observations are not normally distributed.  
 The twenty-first is that the observations  
 are not normally distributed. The  
 twenty-second is that the observations  
 are not normally distributed. The  
 twenty-third is that the observations  
 are not normally distributed. The  
 twenty-fourth is that the observations  
 are not normally distributed. The  
 twenty-fifth is that the observations  
 are not normally distributed. The  
 twenty-sixth is that the observations  
 are not normally distributed. The  
 twenty-seventh is that the observations  
 are not normally distributed. The  
 twenty-eighth is that the observations  
 are not normally distributed. The  
 twenty-ninth is that the observations  
 are not normally distributed. The  
 thirtieth is that the observations are  
 not normally distributed.

## PRORRHETIC I

## INTRODUCTION

How the same *recherché* and presumably newly-coined title, *Prorrhetic*, came to be given to the two very different works we have before us here and below is unknown. Completely divergent in purpose, structure, and content, the most the *Prorrhetics* can be said to share is, as the name suggests, an interest in medical prediction.

Once assigned, however, the names persisted. In Erotian's census of Hippocratic writings we find among the semiotic: "*Prorrhetic I* and *II*—that it is not by Hippocrates, I shall demonstrate elsewhere."<sup>1</sup> Suggesting that the "it" in Erotian's parenthetical remark refers only to book 2 is the fact that over twenty glosses from book 1 appear in the *Glossary*, but none from book 2.<sup>2</sup> Six of these glosses to *Prorrhetic I* cite Bacchius of Tanagra,<sup>3</sup> evidence that the work was already in the Hippocratic Collection by the third century B.C.

Although Galen regards *Prorrhetic I* as a mixture of both genuine and spurious Hippocratic material drawn

<sup>1</sup> Erotian p. 9.

<sup>2</sup> See Nachmanson pp. 273–78.

<sup>3</sup> Erotian, s.v. A6, A8, E5, K6, A7, Σ1.



## PRORRHETIC I

from many sources,<sup>4</sup> he valued the work enough to devote a lengthy commentary to it.<sup>5</sup> This commentary was written after his commentaries to *Epidemics I* and *II*, and before those to *Epidemics III* and *VI*.<sup>6</sup>

Caelius Aurelianus' Latin translation of Soranus' *Acute Diseases* cites *Prorrhetic I* 16 by name: "For in his book entitled *Prorrhetic (Praedictivo libro)* he says that phrenitics drink little, are agitated by every sound, and are affected by tremor."<sup>7</sup>

*Prorrhetic I* belongs to the genre of Hippocratic prognosis literature also represented by the *Aphorisms* and *Coan Prenotions*. It consists of a collection of 170 independent short prognostic or expectant chapters arranged by subject in the sections:

- 1-38: Phrenitis, mania, mental derangement
- 39-98: Bad or fatal signs
- 99-124: Spasms and convulsions
- 125-152: Haemorrhages
- 153-170: Swellings beside the ears.

Interest is empirical and descriptive, with virtually no theoretic content. The conditions included are weighted towards the neurological (e.g. loss of speech, deafness,

<sup>4</sup> For a thorough discussion of Galen's position see V. Nutton, *Galen on Prognosis*, *Corpus Medicorum Graecorum V* 8.1, Berlin, 1978, pp. 175f.

<sup>5</sup> *Galenus In Hippocratis prorrheticum I commentarii*, ed. H. Diels, *CMG V* 9.2, Leipzig and Berlin, 1915, pp. 1-178.

<sup>6</sup> J. Ilberg, "Über die Schriftstellerei des Klaudios Galenos," *Rheinisches Museum N.F.* 44 (1889), pp. 229-38.

<sup>7</sup> Caelius pp. 376f.

delirium, coma, strabismus, headache, paralyses), although conditions of other kinds are also often included (e.g. ardent fever, diarrhoea, breathlessness). Most statements in the treatise have been worked through to the generalized form, but two frequent features suggest that the process of collecting and evaluating clinical data was still going on at the time of publication:

i) in twenty-seven chapters the author poses questions, (presumably to himself): e.g. (ch. 30) "Do patients that throb through their whole body end up by losing their speech?"

ii) in eleven cases specific patients are mentioned: e.g. (ch. 13) "In patients with phrenitis a white evacuation is bad, as it was for Archeocrates."

The great interest this treatise commanded at a time when medicine's curative possibilities were limited is reflected in the many editions and translations listed by Littré (vol. 5, 509), and by the fact that in the eighteenth century it attracted two English translators:

Francis Clifton, *Hippocrates upon . . . Prognosticks . . .*, London, 1734. (A large number of the chapters of *Prorrhetic I* are translated in pp. 250–389 of this book, but arranged according to the translator's rather than the treatise's order, and interspersed with copious other Hippocratic material.)

John Moffat, *The Prognostics and Prorrhetics of Hippocrates translated . . . with Large Annotations . . .*, London, 1788. (pp. 55–292)

Besides appearing in the collected editions and translations down to Ermerins and Fuchs, *Prorrhetic I* was the

## PRORRHETIC I

subject of a 1954 Hamburg dissertation, published later as:

Hilde Polack, *Textkritische Untersuchungen zu der hippokratishen Schrift 'Prorrhetikos I'*, Hamburg, 1976.

Despite its modest title, this study contains a complete critical edition of the treatise followed by a very valuable philological commentary. My edition and translation depend almost entirely upon Dr. Polack's work.

## ΠΡΟΡΗΤΙΚΟΝ Α

- V 510      1. Οἱ κωματώδεις ἐν ἀρχῆσι γενόμενοι μετὰ  
Littre      κεφαλῆς, ὀσφύος, ὑποχονδρίου, τραχήλου ὀδύνης  
ἀγρυπνέοντες ἤρά γε φρενιτικοί εἰσιν; μυκτῆρ ἐν  
τούτοισιν ἀποστάζων ὀλέθριον, ἄλλως τε καὶ ἦν  
τεταρταίοισιν ἀρχομένοισιν.
2. Κοιλίης περίπλυσις ἐξέρυθρος κακὸν μὲν ἐν  
πᾶσιν, οὐχ ἥκιστα δὲ ἐπὶ τοῖσι προειρημένοισιν.
3. Αἰ δασεῖαι γλώσσαι κατὰξῆροι φρενιτικάί.
- 512      4. Τὰ ἐπὶ ταραχώδεσιν ἀγρύπνοισιν οὔρα ἄχροα,  
μέλασιν ἐνηωρημένα | παρακρουστικά· ἐφιδρῶντι<sup>1</sup>  
φρενιτικά.<sup>2</sup>
5. Ἐνύπνια τὰ ἐν φρενιτικοῖς ἐναργέα.
6. Ἀνάχρεμψις πυκνή γε, ἦν δὴ τι καὶ ἄλλο  
σημεῖον προσῆ, φρενιτικά.
7. Τὰ ἐγκαταλιμπανόμενα καύματα ἐν ὑποχον-  
δρίῳ πυρετοῦ περιψυχθέντος κακά, ἄλλως τε καὶ ἦν  
ἐφιδρῶσιν.
8. Αἰ προαπαυδησάντων παραφροσύναι κάκι-  
σταί, οἷον καὶ θρασύνοντι.
9. Τὰ φρενιτικὰ νεανικῶς τρομώδεα τελευτᾶ.

## PRORRHETIC I

1. Do patients who have been comatose at the beginning, but later lie awake with pains in the head, loins, hypochondrium and neck develop phrenitis? A running nose in these is a fatal sign, especially if it begins on the fourth day.

2. A very red discharge from the cavity is bad in all cases, not least in the ones mentioned above.

3. A rough tongue that is very dry indicates phrenitis.

4. Colourless urines in persons with troubled sleeplessness, if they have dark material suspended in them, suggest derangement—in a person who perspires over his whole body, phrenitis.

5. The dreams of patients with phrenitis are vivid.

6. Frequent expectoration, if some other sign is present as well, indicates phrenitis.

7. If heat is left behind in the hypochondrium when a fever has grown cool, it is a bad sign, especially if the person perspires over his whole body.

8. Delirium in patients that are already failing is a very bad sign, as also in a person who becomes over-bold.

9. Phrenitis in the young ends with tremors.

---

<sup>1</sup> H<sup>2</sup> from Galen: -δρῶντα I.

<sup>2</sup> R from Galen: νεφρικά I.

10. Τὰ ἐν κεφαλαλγίῃσιν ἰώδεια ἐμέσματα μετὰ κωφώσιος ἀγρύπνω ταχὺ ἐκμαίνει.

514 11. Τὰ ἐν ὀξέσι κατὰ φάρυγγα ὀδυνώδεια σμικρά, πνιγώδεια, ὅτε χάνοι, μῆ<sup>1</sup> ῥήϊδίως συνάγοντι, ἰσχνῶ παρακρουστικὸν τὸ τοιοῦτον· φρενιτικοὶ ὀλέθριοι.

12. Ἐν τοῖσι φρενιτικοῖσιν ἐν ἀρχῇσι τὸ [μῆ]<sup>2</sup> ἐπεικές, πυκνὰ δὲ μεταπίπτειν, κακὸν τὸ τοιοῦτον. καὶ πτυελισμὸς κακόν.

13. Ἐν φρενιτικοῖσι λευκὴ διαχώρησις κακόν. ὡς καὶ τῷ Ἀρχεκράτει ἦρά γε ἐπὶ τούτοισι καὶ νωθρότης ἐπιγίνεται; καὶ ῥίγος ἐπὶ τούτοισι κάκιστον.

14. Τοῖσιν ἐξισταμένοισι μελαγχολικῶς, οἷσι τρόμοι ἐπιγίνονται, καὶ κακόηθες.

15. Οἱ ἐκστάντες ὀξέως ἐπιπυρέξαντες σὺν ἰδρώτι φρενιτικοί.

16. Βραχυπόται, ψόφου καθαπτόμενοι τρομώδεις γίνονται.

17. †Τὰ ἐξ ἐμέτου ἀσώδεις, φωνὴ κλαγγώδης, ὄμματα ἐπίχνον ἰσχοντα,<sup>3†</sup> μανικά. οἷον καὶ ἡ τοῦ Ἑρμοζύγου ἐκμανεῖσα ὀξέως ἄφωνος ἀπέθανεν.

18. Ἐν πυρετῶ καυσώδει ἤχων προγενομένων μετὰ δ' ἀμβλυωσμῶ καὶ κατὰ τὰς ῥίνας βάρους προελθόντος ἐξίστανται μελαγχολικῶς.

<sup>1</sup> H<sup>2</sup> after Galen: μὲν I.

<sup>2</sup> Del. H<sup>2</sup> after Galen.

<sup>3</sup> H<sup>2</sup>: ἰσχνωντα I.

## PRORRHETIC I

10. For a sleepless person who is deaf to vomit greenish material during a headache indicates a rapidly approaching mania.

11. Slight, suffocating pains in the throat, felt on opening the mouth by a person with an acute disease who cannot close it easily and who is feeble, announce mania. Those with phrenitis are doomed.

12. In phrenitis, for signs that are reasonable at the beginning to change frequently is bad<sup>a</sup>; salivation is also bad.

13. In patients with phrenitis a white evacuation is bad, as it was for Archebrates. Does torpor follow in these? Chills too are a very bad sign in these patients.

14. For trembling to come on in patients that are out of their wits with melancholy is a malignant sign.

15. For persons out of their wits to be suddenly attacked by an acute fever and sweating indicates phrenitis.

16. Persons who drink little and are over-sensitive to noise become tremulous.

17. † If subsequent to nausea and vomiting—the voice being shrill—the eyes take on a wool-like covering, † it announces mania, as in the daughter of Hermozigus who, while delirious, suddenly lost her voice and died.

18. If, during an ardent fever, ringing occurs in the ears together with dullness of vision and a heaviness in the region of the nose, these patients lose their wits in melancholy.

<sup>a</sup> Cf. chapter 28 below.

516 19. Αἱ παρακρούσιες σὺν φωνῇ κλαγγῶδει γλώσσης σπασμοὶ τρομώδεις γενόμενοι ἐξίστανται σκληρυσμὸς ταύτησιν ὀλέθριον.

20. Αἱ τρομώδεις γλώσσαι σημεῖον οὐχ ἰδρυμένης γνώμης.

21. Ἐπὶ τοῖσι χολώδεσι διαχωρήμασι τὸ ἀφρώδες ἐπάνθισμα κακόν, ἄλλως τε καὶ ὄσφυν προηληκότη παρενεχθέντι.

22. Τὰ ἀραιὰ κατὰ πλευρὸν ἐν τούτοισιν ἀλγήματα παραφροσύνην σημαίνει.

23. Αἱ μετὰ λυγγὸς ἀφωνίαί κάκιστον.

24. Αἱ μετ' ἐκλύσιος ἀφωνίαί κάκιστον.

25. Ἐν ἀφωνίῃ πνεῦμα οἶον τοῖσι πνιγομένοισι πρόχειρον πονηρόν· ἄρα γε καὶ παρακρουστικὸν τὸ τοιούτον;

26. Αἱ ἐπ' ὀλίγον θρασέως<sup>1</sup> παρακρούσιες θηριώδεις.

27. Αἱ μετὰ καταψύξεως οὐκ ἀπύρῳ ἐφιδρώνοντι τὰ ἄνω δυσφοραὶ φρενιτικά, ὡς καὶ Ἀρισταγόρη, καὶ μέντοι καὶ ὀλέθρια.

28. Τὰ ἐν φρενιτικοῖσι πυκνὰ μεταπίπτοντα σπασμώδεα.

518 29. Τὰ οὐρούμενα μὴ ὑπομησαντων ὀλέθρια· ἦρα τούτοισιν οὐρεῖται | οἶον ἐπὴν ὑποστᾶσι ταράξιαι;

<sup>1</sup> Polack: θράσος I.



## PRORRHETIC I

19. When, in delirium associated with shrillness of the voice, trembling spasms of the tongue occur, these patients lose their wits; hardening of the tongue in this condition is a fatal sign.

20. Trembling of the tongue is a sign that the mind is not settling down.

21. A frothy scum on bilious stools is a bad sign, especially in a person with diarrhoea and who had pain in his loins beforehand.

22. Intermittent pains in the side in such cases are a sign of derangement of the mind.

23. Loss of speech in conjunction with hiccups is a very bad sign.

24. Loss of speech in conjunction with faintness is a very bad sign.

25. In persons who have lost their speech perceptible breathing like that heard in suffocation bodes ill; does this also indicate oncoming mania?

26. Short periods of delirium characterized by overboldness are malignant.<sup>a</sup>

27. Restlessness during a chill in a febrile patient who is perspiring over the upper part of his body indicates phrenitis, as in the case of Aristagora, and is a fatal sign.

28. Frequent changes in phrenitis announce convulsions.<sup>b</sup>

29. For a person to pass urine without intending to is a fatal sign. Is the urine passed in these cases like what you would stir up with a precipitate?

<sup>a</sup> See chapter 123 below.

<sup>b</sup> Cf. chapter 12 above.

30. Οἱ παλμώδεις δι' ὄλου ἀρά γε ἄφωνοι τελευτῶσι;

31. Τὰ ἐν φρενιτικοῖσι μετὰ καταψύξιος πνεύλιζοντα μέλανα ἐμείται.

32. Κώφωσις καὶ οὔρα ἐξέρυθρα, ἀκατάστατα ἐναιωρήματα παρακρουστικόν· τοῖσι τούτοισιν ἰκτεροῦσθαι κακόν. κακὸν δὲ καὶ ἐπὶ ἰκτέρῳ κώφωσις.<sup>1</sup> τούτους ἀφώνους, αἰσθανομένους δὲ συμβαίνει γίνεσθαι· τούτοισι δὲ καὶ κοιλίαι καταρρήγνυνται, οἷον Ἐρμίππῳ καὶ ἀπέθανε.

33. Κώφωσις ἐν ὀξέσι καὶ ταραχώδεσι παρακολουθούσα κακόν.

34. Αἱ τρομώδεις, ἀσαφές, ψηλαφώδεις παρακρούσιες πάνυ φρενιτικάί, ὡς καὶ τῷ Διδυμάρχῳ ἐν Κῶ.

35. Αἱ ἐκ ῥίγους νωθρότητες οὐ πάνυ παρ' αὐτοῖσιν.

36. Οἱ περὶ ὀμφαλὸν πόνοι παλμώδεις ἔχουσι μὲν τι καὶ γνώμης παράφορον, περὶ κρίσιν δὲ τούτοισι πνεῦμα ἀλὲς συχνὸν ξὺν πόνῳ διέρχεται. καὶ οἱ κατὰ γαστροκνημίην πόνοι ἐν τούτοισι γνώμης παράφοροι.

520

37. Τὰ κατὰ μηρὸν ἐν πυρετῷ ἀλγήματα ἔχει τι παρακρουστικόν, ἄλλως τε καὶ ἢν οὔρον ἐναιωρηθῆ λείον· καὶ ὀκόσα περὶ κύστιν ἴσχουσι τοιαῦτα ἅμα πυρετῷ· κοιλίη ταραχώδης τρόπον<sup>2</sup> χολερώδεα

<sup>1</sup> Potter: μώρωσις I.

30. Do patients that throb through their whole body end up by losing their speech?

31. What is salivated in cases of phrenitis with chills is vomited back up dark.

32. Deafness in conjunction with very red urines that contain suspended material but set down no deposit presages mania. For such a patient to become jaundiced is a bad sign. Deafness coming after jaundice is also a bad sign. These patients lose their speech but at the same time retain all their mental faculties. In such cases the cavity is also subject to violent discharges, as happened to Hermippus, and he died.

33. For deafness to come on in acute and disruptive diseases is a bad sign.

34. Delirium associated with trembling, confusion and groping with the hands points very definitely to phrenitis, as in the son of Didymarchus in Cos.

35. Patients who suffer torpor after chills are not altogether in their senses.

36. Pains about the navel accompanied by trembling may involve some disturbance of the mind, and at their crisis these patients pass a great quantity of wind and not without pain. Pains in the calf of the leg in such cases are also disturbing to the mind.

37. Pains in the thigh during fever point towards derangement of the mind, especially if the person's urine contains smooth, suspended material; so also do pains about the bladder during fever. When the cavity is moved and passes bilious stools, persons with comatose torpors

---

<sup>2</sup> Parisinus Graecus 2145: τρόπω I.

κωματώδεις νωθροὶ οὐ πάνυ παρὰ<sup>1</sup> αὐτοῖσιν.

38. Ἐπὶ κοιλίῃ ὑγρῇ, κοπώδει, κεφαλαλικῶ, διψώδει, ὑπαγρύνῳ, ἀσαφεῖ, ἀδυνατῳ, οἷσι τὰ τοιαῦτα, ἐλπίς ἐκστῆναι.

39. Οἱ ἐφιδρῶντες καὶ μάλιστα κεφαλὴν ἐν ὀξέσιν ὑποδύσφοροι, κακόν, ἄλλως τε καὶ ἐπ' οὔροισι μέλασι, καὶ τὸ θολερὸν πνεῦμα ἐν τούτοισι κακόν.

40. Αἰ παρὰ λόγον κενεαγωγικῶς<sup>2</sup> ἀδυναμίαι οὐκ εἰσὶν κενεαγωγίης κακόν.

522 41. Κοιλίαι ἀπολελαμμέναι, σμικρὰ δὲ μέλανα σπυρα|θώδη κατ' ἀνάγκην χαλῶσαι μυκτῆρ τε σὺν τούτοισιν ἐπιρρηγνύμενος κακόν.

42. Οἷσιν ὀσφύος ἄλγημα ἐπὶ πολὺ μετὰ καύματος ἀσώδεος, ἐφιδρῶντες οὔτοι κακόν· ἦρά γε τούτοισι τρομώδεα γίνεται; καὶ ἡ φωνὴ δὲ ὡς ἐν ῥίγει.

43. Ἄκραια δ' ἐπ' ἀμφοτέρα ταχὺ μεταπίπτοντα κακόν· καὶ δύψα δὲ ἡ τοιαύτη πονηρόν.

44. Ἐκ κοσμίου θρασεῖα ἀπόκρισις κακόν.

45. Οἷσιν φωνὴ ὀξείη,<sup>3</sup> ὑποχόνδρια τούτοισιν εἴσω εἰρύεται.

46. Ὄμματα ἀμαυρούμενα φαῦλον καὶ τὸ πεπηγὸς ἀχλυῶδες κακόν.

47. Ὁξυφωνίη κλαυθμώδης κακόν.

<sup>1</sup> Vaticanus Graecus 278 in margin: *περὶ* I.

<sup>2</sup> Polack: -γικῶ I.

<sup>3</sup> Polack: Φωνὴ ὀξείη οἷσιν I.

are not altogether in their senses.

38. In cases of diarrhoea, weariness, headache, thirst, mild sleeplessness, confusion and debility expect derangement.

39. To perspire in acute states, especially with a slight, unpleasant sweat over the head, is a bad sign, particularly in association with the passage of dark urines; laboured breathing in these patients is also a bad sign.

40. A weakness like the one that results from evacuant treatment, if occurring without a reason when no evacuation has taken place, is a bad sign.

41. If the cavity is blocked, but on being forced passes small, dark stools like those of sheep and goats, this, together with a haemorrhage from the nose, is a bad sign.

42. For patients suffering from pains in the loins in conjunction with nausea and fever to perspire over the body is a bad sign. Does trembling develop in them? Also, their voice changes the way it does in chills.

43. A rapid change in the extremities on both sides is a bad sign. A rapidly changing thirst also bodes ill.

44. An insolent reply from a polite person is a bad sign.

45. The voice becomes high by the hypochondrium being drawn tight inside.

46. For the eyes to lose their power of vision is an indifferent<sup>a</sup> sign, and for them to be fixed and clouded a bad one.

47. A high-pitched, broken voice is a bad sign.

<sup>a</sup> In this treatise, "indifferent", *φαῦλος* or *φλαῦρος*, is used euphemistically to mean "bad"; cf. *Oxford English Dictionary*, s.v. 7b.

48. Ὀδόντων πρίσιες ὀλέθριον οἷς μὴ σύνηθες καὶ ὑγιαίνουσι, πνιγμοὶ ἐν τούτοισι κακὸν πάνν.

49. Προσώπου εὐχροια καὶ τὸ λίην σκυθρωπὸν πονηρόν.

50. Τὰ τελευτῶντα διαχωρήματα εἰς ἀφρώδεα ἄκρητα παροξυντικά.

51. Αἰ ἐκ καταψύξιος ἐν ὀξέσιν οὖρων ἀπολήψεις κάκισται.

524 52. Τὰ ὀλέθρια ἀσήμως ραστωνήσαντα θάνατον σημαίνει.

53. Ἐν ὀξέσι καὶ χολώδεσι ἔκλευκα ἀφρώδεα καὶ περίχολα διαχωρήματα κακόν, καὶ οὖρα τὰ τοιαῦτα κακόν· ἄρά γε τούτοισιν ἦπαρ ἐπώδυνον;

54. Αἰ ἐν πυρετοῖσιν ἀφωνία σπασμώδεα τρόπον ἐξίστανται· ὀλέθριον.

55. Αἰ ἐκ πόνου ἀφωνία δυσθάνατοι.

56. Οἱ ἐξ ὑποχονδρίων ἀλγήματος πυρετοὶ κακοήθεις.

57. Δίψα παραλόγως λυθεῖσα ἐν ὀξέσι κακόν.

58. Ἰδρῶς πολὺς ἐγγενόμενος ἅμα πυρετῶ ἐν ὀξέσι φαῦλον.

526 59. Καὶ οὖρα δὲ πέπονα πονηρὰ καὶ τὰ ἐρυθρὰ ἐκ τούτων ἐπανθίσματα | ἰώδεα κατεχόμενα καὶ τὸ μικρὰ ἐπιφαίνεσθαι, στάξιες.

60. Καὶ ἔμετοι μετὰ ποικιλίης κακόν, ἄλλως τε καὶ ἐγγὺς ἀλλήλων ἰόντα.

61. Ὅσα ἐν κρισίμοισιν ἀλυσμοῖς ἐν ἰδρῶτι περιψύχεται κακόν· καὶ τὰ ἐπιρριγώσαντα ἐκ τούτων κακά.

## PRORRHETIC I

48. To grind the teeth is a fatal sign in persons who do not habitually grind them when they are healthy, and difficulty in breathing in these is exceedingly bad.

49. A complexion of a good colour if associated with an over-sad countenance bodes ill.

50. Evacuations that at the end become frothy and unmixed indicate an exacerbation.

51. Stoppage of the urine subsequent to a chill in acute diseases is a very bad sign.

52. Fatal signs that relent without leaving any trace presage death.

53. In acute bilious diseases, very white frothy stools mixed with bile are a bad sign, as are like urines. Is the liver painful in these patients?

54. Loss of speech in fevers in which patients become deranged in a convulsive manner is a fatal sign.

55. Loss of speech arising from exertions brings a hard death.

56. Fevers arising from pains in the hypochondrium are malignant.

57. Thirst in acute diseases that resolves without a reason is a bad sign.

58. Copious sweating during fevers in acute diseases is an indifferent sign.

59. Mature urines, too, are an evil sign, and also a rusty red scum that separates out and covers them; also the appearance of little pieces—droplets—on the surface.

60. Attacks of vomiting in which material of different kinds comes up are a bad sign, especially if these occur closely one after another.

61. To be thoroughly cooled by a sweat during critical disturbances is a bad sign; an attack of shivering afterwards is also bad.

62. Ἐμέσματα ἄκρητα, ἀσώδεα πονηρά.

63. Τὸ καρῶδες ἄρά γε πανταχοῦ κακόν;

64. Μετὰ ρίγεος ἄγνοια κακόν· κακὸν δὲ καὶ λήθη.

65. Αἱ ἐκ ρίγεος καταψύξεις μὴ ἀναθερμαινόμεναι κακαί.

66. Οἱ ἐκ καταψύξις ἰδρώδεις μὴ ἀναθερμαινόμενοι κακοί· ἐπὶ τούτοισιν ἐν πλευρῷ καῦμα καὶ τι ὀδυνῶδες καὶ τὸ ἐπιρριγῶσαι κακόν.

67. Τὰ κωματώδεα ρίγεα ὑπὸ τι ὀλέθρια· καὶ τὸ φλογῶδες ἐν προσώπῳ μεθ' ἰδρώτα κακόν· ἐπὶ τούτοις ψύξις τῶν ὀπισθεν σπασμὸν ἐπικαλεῖται.

68. Οἱ ἐφιδρῶντες ἄγρυπνοι ἀναθερμαινόμενοι κακόν.

69. Ἐξ ὀσφύος ἀναδρομή, ὀφθαλμῶν ἴλλωσις κακόν.

528 70. Ὀδύνη ἐς τὸ στῆθος ἰδρυνθεῖσα σὺν νωθρότητι κακόν· ἐπιπυρετήναντες οὔτοι καυστικὸὶ ὀξέως θνήσκουσιν.

71. Οἱ ἐπανεμεῦντες μέλανα ἀπόσιτοι παράφοροι καθ' ἥβην μικρὰ κινδυνώδεις. οἷσιν ὄμμα θρασὺ ἢ κεκλιμένον, τούτους<sup>1</sup> μὴ φαρμακεύειν, ὀλέθριον γάρ. μηδὲ τοὺς ὑποιδέοντας, σκοτώδεις ἐν τῷ πλανᾶσθαι ἐκλιμπάνοντας ἀποσίτους ἀχρούς. μηδὲ τοὺς ἐν πυρετῷ καυματώδει κατακεκλασμένους, ὀλέθριον γάρ.

<sup>1</sup> Aldina after Galen: -τοισι I.



## PRORRHETIC I

62. To vomit unmixed material in association with nausea bodes ill.

63. Drowsiness: is it a totally bad sign?

64. Loss of understanding in conjunction with chills is a bad sign; bad also is forgetfulness.

65. To be cooled subsequent to chills and not to be warmed again is bad.

66. To sweat subsequent to cooling and not be warmed again is a bad sign; if, in these patients, this is followed by burning heat in the side, any pain or subsequent chill is a bad sign.

67. Chills accompanied by coma are quite dangerous; fiery redness of the face after sweating is also a bad sign. In these patients a coldness of the back region announces a convulsion.

68. For sleepless persons who perspire over their body to be warmed up is a bad sign.

69. A pain shooting up from the loins, if accompanied by strabismus of the eyes, is a bad sign.

70. For a pain to become fixed in the chest at the same time there is torpor is a bad sign; if these patients later develop fever, they quickly succumb from the burning heat.

71. Persons in puberty that vomit up dark material, lose their appetite, and suffer derangement are in little danger. To persons who have one eye that protrudes or is slanted do not give purgative medications, since it would be fatal; nor to those with any degree of swelling, who are dizzy, who lose consciousness and have irregular movements, who lack appetite, or who have a bad colour; nor to those worn down by an ardent fever, for this would be lethal.

72. Καρδίας πόνος ἅμα ὑποχονδρίῳ ξυντόνῳ<sup>1</sup> καὶ κεφαλαλγίῃ κακότητες καὶ τι ἀσθματώδες ἐνίοτε· ἀρά γε οὗτοι ἐξαίφνης τελευτῶσιν, ὡς καὶ Λύσις ἐν Ὀδησοσῶ; τούτῳ οὐρα ἐζυμωμένα κατέρυθρα ἐγένετο βιαίως.

73. Τραχήλου πόνος κακὸν μὲν ἐν παντὶ πυρετῶ· κάκιστον δὲ καὶ οἷσιν ἐκμανῆναι ἐλπίς.

74. Κοπιώδεις, κωματώδεις, ἄγρυννοι, ἀχλωδέες, ἐφιδρῶντες πυρετοὶ κακοήθεις.

530 75. Αἰ ἐκ νώτου φρίκαι πυκναὶ καὶ ὀξέως | μεταπίπτουσαι δύσφοροι. οὐρων ἀπόληψιν ἐπώδυνον σημαίνουσιν.

76. Οἱ ἀσώδεις ἀνημέτως παροξυνόμενοι κακόν.

77. Κατάψυξις μετὰ σκληρυσμοῦ σημεῖον ὀλέθριον.

78. Ἀπὸ κοιλίης λεπτὰ μὴ αἰσθανομένῳ διέναι ἐόντι παρ' ἑαυτῶ κακόν, οἶον τῶ ἥπατικῶ.

79. Τὰ μικρὰ ἐμέσματα χολώδεα κακόν, ἄλλως τε καὶ ἐὰν ἐπαγρυνπῶσι· μυκτῆρ ἐν τούτοισιν ἀποστάζων ὀλέθριον.

80. Αἷς ἐκ τόκων λευκά· ἐπιστάντων δὲ ἅμα πυρετῶ κώφωσις καὶ ἐς πλευρὸν ὀδύνη ὀξεία ἐνίσταται· ὀλέθριον.

81. [Οἷ]<sup>2</sup> ἐν πυρετοῖσι καυσώδεσιν ὑποπεριψύχουσι, διαχωρήμασιν ὕδατοχόλοισι, συχνοῖσιν

<sup>1</sup> H<sup>2</sup> after Galen: -τομος I.

<sup>2</sup> Del. Littré.

## PRORRHETIC I

72. Pain in the cardia, in conjunction with tension of the hypochondrium and headache, is malignant, and sometimes associated with a degree of breathlessness: do these patients suddenly die like Lysis in Odessus? He developed very effervescent, reddened urines.

73. A pain in the neck is a bad sign in every fever, but worst in patients in whom there is reason to expect delirium.

74. Fevers accompanied by weariness, coma, sleeplessness, dimness of vision, and sweating over the whole body are malignant.

75. Chills starting from the back that are frequent and change rapidly are hard to bear; they signal a painful blockage of the urine.

76. Exacerbations of nausea unaccompanied by vomiting are a bad sign.

77. Chills together with constipation are a fatal sign.

78. For thin evacuations of the cavity to be passed unawares by a person who is in his senses is a bad sign, just as in a patient with a liver complaint.

79. Scanty bilious vomitus is a bad sign, especially if the patients remain awake; in these a dripping nose is a fatal sign.

80. It is a fatal sign for women, who after giving birth have been subject to transient white fluxes which ended with a fever, to be attacked by deafness and a sharp pain in the side.

81. In ardent fevers accompanied by slight shivering and recurring watery, bilious evacuations, an eye looking

ὄφθαλμός [τε]<sup>1</sup> ἰλλαίνας<sup>2</sup> σημεῖον κακόν, ἄλλως τε καὶ ἦν κάτοχοι γένωνται.

82. Τὰ ἐξαιφνης ἀποπληκτικὰ λελυμένως ἐπιπυρετήναντα χρόνῳ ὀλέθρια, οἷόν τι ἐπεπόνθει καὶ ὁ Νουμηνίου υἱός.

532 83. Ἦισιν ἐξ ὀσφύος ἀλγήματος ἀναδρομὴ ἐς καρδίην πυρετώδες, φρικῶδες· ἀνεμέουσαι ὕδατώδεα, λεπτά, πλέονα, | παρενεχθεῖσαι ἄφωνοι· ἐμέσασαι μέλανα τελευτώσιν.

84. Ὁμματος κατάκλεισις ἐν ὀξέσι κακόν.

85. Ἦρά γε τοῖσιν ἀσώδεσιν ἀνημέτοισιν, ὀσφυαλγέσιν, ἦν ὀλίγα θρασέως παρακρούσωσιν, ἐλπίς μέλανα διελθεῖν;

86. Φάρυγξ ἐπώδυνος ἰσχνὴ μετὰ δυσφορίας πνιγμώδης ὀλεθρὴ ὀξέως.

87. Οἷς πνεῦμα ἀνέλκεται καὶ φωνὴ πνιγμώδης ὁ σπόνδυλός τε ἐγκάθηται, τούτοισιν ἐπὶ τελευτῆς ὡς συσπῶντός τινος πνεῦμα γίνεται.

88. Οἱ κεφαλαλγικοὶ κατόχως παρακρούοντες κοιλίης ἀπολελαμμένης, ὄμμα θρασύνοντες, ἀνθηροί, ὀπισθοτονώδεες γίνονται.

89. Ἐπὶ ὀμμάτων διαστροφῆ<sup>3</sup> πυρετώδει, κοπιώδει ρίγος ὀλέθριον· [ὀξέως. οἷς πνεῦμα ἀνέλκεται καὶ φωνὴ ἀσαφής· πυρετώδει, κοπιώδει ρίγος ὀλέθ-

<sup>1</sup> Del. H<sup>2</sup> after Galen manuscripts.

<sup>2</sup> Polack: ἰλλύνας I.

<sup>3</sup> H<sup>2</sup> from Galen: -στροφῆς I.

awry is a bad sign, especially if these patients become cataleptic.

82. Sudden paralytic conditions followed by mild fevers over an extended time are fatal, as for example the one Numenius' son suffered.

83. Women who experience a pain shooting up out of their loins towards the cardia and who are febrile and have chills vomit up copious, thin, watery material, become deranged and lose their speech, and they end<sup>a</sup> by vomiting dark vomitus.

84. The closing of an eye in acute diseases is a bad sign.

85. In patients who experience nausea but do not vomit, and who have pains in the loins, is it to be expected that, if they are delirious in a somewhat violent manner, they will evacuate dark stools?

86. A painful throat without swelling, if accompanied by a general distress, presages suffocation and a rapid death.

87. Patients in whom the breath is drawn short, the voice choked, and the spine depressed, breathe in the end like a person having a spasm.

88. Patients with headaches, who suffer a cataleptic delirium, whose cavity is intercepted, who protrude their eyes, and whose skin is of a good colour, become opisthotonic.

89. In a person who is febrile and wearied, strabismus of the eyes followed by a chill is a fatal sign [rapidly]. Patients in whom the breath is drawn short, the voice unclear—in a person who is febrile and wearied, a chill is

<sup>a</sup> Alternative translation: "succumb".

ριον]<sup>1</sup> καὶ οἱ κωματώδεις δὲ ἐν τούτοισι πονηρόν.

90. Αἰ ἐν πυρετοῖσι πρὸς ὑποχόνδριον ὀδύναί ἀναύδως, ἰδρῶτι λυόμεναι, κακοήθεις, τούτοισιν ἐς ἰσχία ἀλγήματα ἅμα πυρετῶ καυσώδει· καὶ ἦν κοιλίη καταρραγῆ, ὀλέθριον.

534 91. Οἷσιν αἰ φωναὶ ἅμα πυρετῶ ἐκλείπουσι μετὰ ἀκρασίης τρομώδεις καὶ κωματώδεις τελευτῶσιν.

92. Οἷσι καυστικά, μεμωρωμένα, κάτοχα, ποικίλλοντα ὑποχόνδρια καὶ κοιλίην ἐπηρμένοι σίτων ἀπολελαμμένων ἐφιδροῦσιν· ἦρα τούτοισι τὸ θολερὸν πνεῦμα καὶ τὸ γονοειδὲς διελθὼν λύγγας σημαίνει; καὶ κοιλίη δὲ ἔπαφρα χολώδεα προσδιέρχεται; τὸ λαμπώδες ἐν τούτοισιν οὐρηθὲν ἐπωφελεί· καὶ κοιλίαι δὲ τούτοισιν ἐπιταράσσονται.

93. Οἷσι κῶμα γίνεται ἐπ' ὀμμάτων διαστροφῆς, [ὀλέθριον ὀξέως· οἷσι πνεῦμα ἀνέλκεται, φωνὴ δὲ ἢ ἀσαφῆς]<sup>2</sup> ἐπάφρων προσδιελθόντων πυρετὸς παροξύνεται.

536 94. Καὶ ἐκ κεφαλαλγίης ἀφωνίαι ἅμα ἰδρῶτι πυρετώδεις λυγγώδεις· χαλῶντα ὑπὸ σφάς, ἐπανιόντα χρονιώτερα· ἐπιρριγοῦν τούτοισι πονηρόν.

95. Χεῖρες τρομώδεις, κεφαλαλγείες, τραχήλου ὀδυνώδεις, ὑπόκωφοι, οὐρέοντες μέλανα δεδαυσ-

<sup>1</sup> Del. H<sup>2</sup> after Galen.

<sup>2</sup> Del. Polack after Galen.

---

<sup>a</sup> Repetitions from chapters 86 and 87 above, and from the beginning of this chapter.

a fatal sign],<sup>a</sup> and those of them with coma are also in an evil way.

90. In a person who loses his speech, pains to the hypochondrium that occur during fevers and are resolved with a sweat are malignant: these patients have pains that move to the hip-joints, and at the same time an ardent fever; if the cavity has a violent discharge, it is also a fatal sign.

91. Patients who lose their speech during a fever die incontinent, of tremor and coma.

92. In persons with burning fever, stupor, catalepsy and variation in the state of their hypochondrium, and who also swell up in the cavity, because of the obstruction of foods, and sweat over their whole body, does laboured breathing and the passage of material like seed indicate the onset of hiccups? Does their cavity also evacuate frothy, bilious stools? For these patients to pass urine with a scum on it is an advantageous sign. Their cavities are also disturbed.

93. In cases where coma comes on after strabismus of the eyes [it presages a rapid death. Patients in whom the breath is drawn short and the voice unclear],<sup>b</sup> if frothy evacuations occur the fever grows virulent.

94. Loss of speech subsequent to a headache, if accompanied by sweating, also indicates fever and hiccups<sup>c</sup>; evacuations during these are recurrent and quite longstanding. For these patients to have chills afterwards is an evil sign.

95. Trembling of the hands, headache, pains in throat, partial loss of hearing, dark, cloudy urines: in whomever

<sup>b</sup> A repetition from chapters 86 and 87 above; cf. also chapter 89. <sup>c</sup> Cf. chapter 92 above.

μένα, οἷσι ταῦτα ἦ, προσδέχασθαι μέλινα ἤξειν, ὀλέθριον.

96. Αἱ μετὰ ἐκλύσιος κατόχως ἀφωνίαί ὀλέθριοι.

97. Πλευροῦ ἀλγήματα ἐν πτύσει χολώδει ἀλόγως ἀφανισθέντα ἐξίσταται.

538 98. Ἐν τραχήλου ἀλγήματι κωματώδει, ἰδρώδει κοιλίῃ φυσηθεῖσα, εἰ δέ τι πρὸς ἀνάγκην, ὑγρὰ χαλῶσα, ὑποπεριπλυθεῖσα ἐκ τούτων ἄχολα, ἐξίσταται. τὰ τοιαῦτα διασωζόμενα μακροτέρως διανοσέει. ἦρά γε καὶ εἰσιν αἱ ἄχολοι περιπλύσεις εὐηθέσται καὶ τὸ φυσῶδες ὄγκῳ προσωφελεί;

99. Κοιλίης περίτασις [πρὸς ἀνάγκην ὑγρὰ χαλῶσα,]<sup>1</sup> ταχὺ ὄγκυλωμένη, ἔχει τι σπασμῶδες, οἷον καὶ τῷ Ἀσπασίου νίῳ· τὸ ἐπιρριγοῦν τούτοισιν ὀλέθριον· ἐκ τούτων σπασμώδης γενηθεῖς καὶ ἐμφυσηθείς, μακροτέρως διανοσήσας, στόμα σαπίς χλωρὸν ἀπεγένετο.

540 100. Τὰ κατ' ὄσφυν καὶ λεπτὸν χρόνια ἀλγήματα καὶ τι πρὸς ὑποχόνδρια γριφώμενα ἀποσιτικά ἅμα πυρετῷ· | τούτῳ ἐς κεφαλὴν ἄλγημα σύντονον ἐλθὼν κτείνει ὀξέως τρόπον σπασμώδεα.

101. Τὰ ἐπιρριγοῦντα καὶ ἐς νύκτα μᾶλλον παροξυνόμενα, ἄγρυπνα, φλεδονώδεα<sup>2</sup> ἐν τοῖς ὕπνοις, ἔστιν ὅτε οὔρεα ἐφ' ἑαυτοὺς χαλῶντα ἐς σπασμοὺς ἀποτελεντᾶ κωματώδεας.

<sup>1</sup> Del. Potter.

<sup>2</sup> Littré after Galen: φλεγμον- I.



these things occur expect dark material to come: a fatal sign.

96. Loss of speech in conjunction with a cataleptic weakness is a fatal sign.

97. When pains in the side associated with bilious expectoration disappear without any reason patients become delirious.

98. In the case of a pain in the neck accompanied by coma and sweating, if the cavity fills up with wind and if at all forced releases moist stools, and on being washed downwards non-bilious material comes out of these, the patient becomes deranged. Such cases, even when recovery occurs, remain ill for a longer period of time. Are these non-bilious washings really benign? Does the wind assist by means of its mass?

99. Distension of the cavity [ , if forced, releases moist stools]<sup>a</sup> that quickly swells up suggests a convulsion, as in the son of Aspasius. For chills to follow in these patients is a fatal sign. One patient who became convulsive and was puffed up with wind remained ill for quite a long time, and then, forming yellow-green pus in his mouth, died.

100. Chronic pains in the loins and flanks that lancinate to any degree towards the hypochondrium, provoke a distaste for food and bring on fever—in such a patient a violent pain moving to his head quickly kills him by convulsions.

101. Chills occurring during diseases that have their exacerbations more at night, if accompanied by sleeplessness, babbling in the sleep, and sometimes urinary incontinence, end in convulsions and coma.

<sup>a</sup> See chapter 98 above.

102. Οἱ ἐξ ἀρχῆς ἐφιδρῶντες οὔροισι πέποσι, καυστικοί, ἀκρίτως περιψύχοντες, διὰ ταχέων περικαέες, νωθροί, κωματώδεις, σπασμῶδεις, ὀλέθριοι.

103. Τῆσι δὲ ἐπιφόροισι κεφαλαλγικὰ καρῶδεα μετὰ βάρους γινόμενα φαῦλα, ἴσως δὲ ταύτησι καὶ σπασμῶδές τι παθεῖν ὀφείλει.

542 104. Καὶ τὰ ἐν | φάρυγγι ἰσχνῶ ἀλγήματα πινγῶδεα ἔχει τι σπασμῶδες, ἄλλως τε καὶ ἀπὸ κεφαλῆς ὀρμῶντα, οἶον καὶ τῇ Θρασύνοτος ἀνεψιῇ.

105. Τὰ τρομῶδεα σπασμῶδεα γινόμενα ἐφιδρῶσι φιλυπόστροφα· τούτοισι κρίσις ἐπιρριγώσασιν. οὔτοι ἐπιρριγέουσι περὶ κοιλίην καύματι προκληθέντες.

106. Ὁσφύος πόνος κεφαλαλγικῶ καὶ καρδιαλγικῶ μετὰ ἀναχρέμψις βιαίης ἔχει τι σπασμῶδες.

107. †Τοῦτο ἄφονον, ἅμα κρίσις, ρίγος.†

544 108. Ἀπὸ κοιλίης | ὑποπέλια ταραχώδεα καὶ οὔρα λεπτά, ὕδατώδεα ὑποπτα.

109. Φάρυγξ τρηχυνθεὶς ἐπ' ὀλίγον καὶ ἡ κοιλίη βορβορύζουσα κενῆσιν ἐξαναστάσεσι καὶ μετώπου ἀλγημα, ψηλαφώδεις, κοπιώδεις, ἐν στρώμασι καὶ ἱματίοισιν ὀδυνώδεις, τὰ ἐκ τούτων ἀξόμενα δύσκολα. ὕπνος ἐν τούτοισι πολὺς, σπασμῶδεις καὶ τὰ ἐς μέτωπον ἀλγήματα βαρέα καὶ οὔρησις δυσκολαίνουσα.

102. Patients that sweat over their whole bodies from the beginning, and have mature urines, that have burning heat, are cooled without a crisis and then quickly become burning hot again, and that suffer torpor, coma and a tendency to convulsions, are doomed.

103. In pregnant women, for stuporous headaches to arise in conjunction with a feeling of heaviness is an indifferent sign, and they are probably bound to suffer some sort of convulsion.

104. To have suffocating pains in the throat in the absence of any swelling gives an indication of convulsions, especially if the pains start out from the head, as for example in the female cousin of Thrasynon.

105. Trembling and convulsions that occur in conjunction with sweating over the whole body tend to relapse; in these patients, the crisis occurs when a later chill arrives; they become chilled after being warmed by burning heat about the cavity.

106. Pain in the loins in conjunction with headache, pain in the cardia, and violent expectoration gives an indication of convulsions.

107. † This loss of speech . . . at the same time crisis and chills. †

108. Mildly livid discharges from the cavity, and urines that are smooth and watery, are suspicious.

109. The throat becoming rough over a short period of time, the cavity rumbling with empty contractions, and pain in the forehead; persons who grope about with their hands, who are wearied, and who are pained by their blankets and clothes: what grow out of these things are troublesome. Sleep in these persons is excessive, they tend to have convulsions, the pains in their forehead are severe, and their micturition is difficult.

110. Καὶ οὖρον ἐπίστασις, οἷς ρίγεια ἐπὶ τοῖσι σπασμώδεσι καὶ †ὡς αὐτὴ φρίξασα† ἐφιδρῶσιν.

546

111. Αἷ ἐς ἄκρητα τελευτῶσαι καθάρσιες | ἐν πᾶσι μὲν παροξυντικάι· τούτοισι δὲ καὶ πάνν. ἐκ τοιούτων καὶ τὰ παρ' οὓς ἀνίστανται.

112. Καὶ αἷ ταραχώδεις θρασύταται ἐπεγέρσιες σπασμώδεις, ἄλλως τε καὶ μεθ' ἰδρώτος.

113. Καὶ αἷ τοῦ τραχήλου καὶ μεταφρένου καταψύξεις δοκέουσαι<sup>1</sup> καὶ ὅλου τοῦ σώματος· ἐν τούτοισι δὲ καὶ πνώδεις οὐρήσιες [καὶ ἀφρώδεις]<sup>2</sup> ἅμα ἀψυχίῃ καὶ ὄμματος ἀμαύρωσις σπασμὸν ἐγγυὺς σημαίνει.

548

114. Πήχεων ἀλγήματα μετὰ τραχήλου σπασμώδεα, ἀπὸ προσώπου δὲ ταῦτα· καὶ κατὰ φάρυγγα ὠχροί, ἰσχροί, πτυαλίζοντες, ἐν τούτοισιν οἱ ἐν | ὕπνοισιν ἰδρῶτες [ἐν τούτοισιν]<sup>3</sup> ἀγαθόν. ἀρὰ γε καὶ τῷ ἰδρῶτι κουνίζεσθαι τοῖσι πλείστοισιν οὐ πονηρόν; οἱ ἐς τὰ κάτω πόνοι τούτοισι εὐφοροί.

115. Οἱ ἐν πυρετοῖσιν ἐφιδρῶντες, κεφαλαγέες κοιλίης ἀπολελαμμένης<sup>4</sup> σπασμώδεις.

116. Τὰ ὑποψάθνρα ὑγρά διαχωρήματα περιψύχοντα οὐκ ἀπύρως φλαῦρα, τὰ ἐπὶ τούτοισι ρίγεια κύστιν καὶ κοιλίην ἐπιλαμβάνοντα ὀδυνώδεα. ἦρα τὸ κωματώδες τούτοισιν ἔχει τι σπασμώδες; οὐκ ἂν θαναμάσαιμι.

<sup>1</sup> R after Galen: ἐοῦσαι I.      <sup>2</sup> Del. Polack.

<sup>3</sup> Del. R after Galen.      <sup>4</sup> R after Galen: -μένοι I.

## PRORRHETIC I

110. Stoppage of urine, too, occurs in persons who have chills subsequent to a convulsion, and † as it shudders † in persons who perspire over their whole body.

111. Cleanings that end in an unmixed state are in all cases associated with paroxysms, in the ones mentioned especially so. Subsequent to such things, the region beside the ear also swells up.

112. Waking up in a disturbed, over-bold state also indicates the onset of convulsions, especially if it is accompanied by sweating.

113. Also chills of the neck and back that seem to occupy the whole body; in these patients the passage of purulent [and frothy] urines, associated with fainting and dimness of the eye, indicates that a convulsion is near.

114. Pains of the forearms and the neck announce convulsions; these originate from the face. In patients that are yellow-green in the throat, have no swelling, and salivate, to sweat during sleep is a good sign. Is it not injurious, in most cases, to be relieved by the sweat? Pains moving to the lower parts in these patients are easy to bear.

115. If fever patients who sweat over their whole bodies and have headaches become obstructed in their cavity, they are liable to convulsions.

116. To pass loose, moist stools that chill and provoke fever is an indifferent sign; subsequent chills that affect the bladder and cavity are painful. Does the presence of coma in these patients give any indication of convulsions? I would not be surprised.

550

117. Τὰ ἐν ὀξέσιν ἐμετωδέως ἐλκόμενα φλαῦρα καὶ αἱ λευκαὶ διαχωρήσιες | δύσκολοι. περίγλισχρα ἐκ τοιούτων διελθόντα ἐξίσταται καύματι πολλῶ. ἄρα ἐκ τούτων κωματώδεις νωθροὶ ὑποσπασμώδεις [νωθροὶ]<sup>1</sup> ἐπιγίνονται; ἐκ τοιούτων μακροτέρως ἐπινοσεῖ. ἦρά γε περὶ κρίσιν οὔτοι χολώδεις δύσπνοοι;

118. Τὰ ἐξ ὀσφύος ἐς τράχηλον καὶ κεφαλὴν ἀναδιδόντα παραλύσαντα παραπληκτικὸν τρόπον σπασμώδεα παρακρουστικά· ἄρα καὶ λύεται τὰ τοιαῦτα σπασμῶ; ἐκ τῶν τοιούτων ποικίλως διανοσέουσι διὰ τῶν αὐτῶν ἰόντες.

119. Οἱ ἐν ὑστερικοῖσιν ἀπύροις σπασμοὶ εὐχέρεις οἷον καὶ Δορκάδι.

120. Κύστις ἀποληφθείσα ἄλλως τε καὶ μετὰ κεφαλαλγίης ἔχει τι σπασμώδες. τὰ ναρκωδέως ἐν τοιούτοισιν ἐκλυόμενα δύσκολα, οὐ μὴν ὀλέθρια. ἄρα γε καὶ παρακρουστικὸν τὸ τοιούτου;

552

121. Ἦρά γε καὶ κατὰ | κρόταφον ὀστέων διακοπαὶ σπασμὸν ἐπικαλέονται; τὸν μεθύοντα πληγῆναι πολὺ ἐν ἀρχαῖσι τοῦτο ποιεῖ.

122. Τὰ σπασμώδεα ἐν ἰδρῶτι πτύελα παραρρέοντα πυρετώδει εἰσὶν εὐήθεια. ἦρά γε τούτοισιν ἐπὶ τινος ἡμέρας κοιλία καθυγραίνονται; οἶομαι δὲ τούτοισιν ἐς ἄρθρον ἀπόστημα ἔσεσθαι.

123. Τὰ ἐπ' ὀλίγον θρασέως παρακρούοντα μελαγχολικά· ἦν δὲ καὶ ἀπὸ γυναικείων ἦ, θηριώ-

<sup>1</sup> Del. Polack.

117. In acute diseases, retching is an indifferent sign, and the passage of white motions troublesome. With sticky material passing after that, the person loses his senses and has great burning heat. Is this followed by a comatose torpor and a tendency to convulsions? From such conditions the illness goes on for a longer time. Do these patients suffer from bile and dyspnoea about the crisis?

118. Paralyse that move up from the loins to the neck and head, disabling in the manner of apoplexy, lead to convulsions and delirium. Are such conditions resolved by the convulsions? After them patients experience changing symptoms and go through the same stages.

119. Convulsions in afebrile hysterical disorders are easy to manage, as for example in the case of Dorcas.

120. Stoppage of the bladder, especially in association with headache, gives some indication of convulsions. For such patients to have numbness when they recover is troublesome, but not in the least dangerous. Does such a condition also incline towards delirium?

121. Do gashes to the bones at the temple also provoke a convulsion? For a drunken person to be struck hard does, right at the beginning.

122. Convulsions and excessive salivation during a sweat in a person with fever are benign. Does the cavity remain very moist over a number of days in these patients? I believe they will suffer an abscession to some joint.

123. Delirium characterized by over-boldness for short periods indicates melancholy<sup>a</sup>; if it arises from the

<sup>a</sup> Cf. chapter 26 above.

554 δεα· ἐπὶ πλέον δὲ ταῦτα ξυμπίπτει· ἦρά γε καὶ  
σπασμώδεις αὐται; ἄρα γε καὶ μετὰ κάρου ἀφωνία  
σπασμώδεις; οἶον τῆ τοῦ | σκυτέως θυγατρὶ· ἤρξατο  
γυναικείων παρεόντων πυρέξει.

124. Οἷσι σπασμώδεσι ὀφθαλμοὶ ἐκλάμπουσιν  
ἀτενές, οὔτε παρὰ σφίσι αὐτοῖς εἰσί, διανοσέουσι  
τε μακροτέρως.

125. Τὰ ἀνάπαλι αἰμορραγεῦντα κακὸν οἶον ἐπὶ  
σπληνὶ [φλεγμαίνοντι]<sup>1</sup> μεγάλῳ ἐκ δεξιῶν ῥύνετα  
καὶ τὰ καθ' ὑποχόνδριον ὡσαύτως. ἐφιδρώντι δὲ  
κάκιον.<sup>2</sup>

126. Τὰ ἐκ ῥινῶν μικροῖς ἰδρῶσι περιψυχόμενα  
κακοθήεα.

127. Μεθ' αἰμορραγίην μελάνων δίοδος κακόν,  
πονηρὸν δὲ καὶ τὰ ἐξερυθρώδεα. ἦρά γε τεταρταῖα  
556 αἰμορραγῆσαι; κωματώδεις ἐκ τοιούτων σπασμῶ  
τελευτῶσιν· ἄρα μελάνων προδιελθόντων | καὶ κοι-  
λῆς ἐπαρθείσης;

128. Τὰ αἰμορραγέοντα ἐφιδροῦντα κακοθήεα·  
οὔτοι συντόμως διαλεγόμενοι λαθραίως τελευτῶσι.

129. Μεθ' αἰμορραγίην βραχείην καὶ μελάνων  
διαχώρησιν ἐν ὀξέσι κώφωσις κακόν· αἵματος δια-  
χώρησις τούτοις ὀλέθριον, κώφωσις δὲ λύει.

130. Ἐν ὀσφύϊ ἐπωδύνῳ καρδιαλγικὰ προσιόντα  
σημεῖα αἰμορροώδεα, οἶμαι δὲ καὶ προγενόμενα.

131. Τὰ τεταγμένοις χρόνοις αἰμορραγεῦντα

<sup>1</sup> Del. Aldina.

<sup>2</sup> Aldina after Galen: κακόν I.



menses, it is malignant—these often coincide. Are these women subject to convulsions? Is loss of speech in conjunction with stupor also indicative of convulsions?—as for example in the shoemaker's daughter: her fever began during her menses.

124. Persons with convulsions whose eyes are bright and fixed, and who are out of their senses, remain ill for an extended period of time.

125. To lose blood on the opposite side is a bad sign, as for example to bleed on the right side in cases of splenomegaly or other such conditions about the hypochondrium; in a person who is perspiring over the whole body it is even worse.

126. To be cooled by a nose-bleed in association with minor sweating is a malignant sign.

127. To pass black stools after a haemorrhage is a bad sign, and very red evacuations bode ill too. Do these haemorrhages occur on the fourth day? Patients who become comatose after these signs end by having convulsions. Have dark stools passed through before; has the cavity been raised?

128. Haemorrhage in conjunction with sweating over the whole body is malignant; these patients speak only briefly, before dying without any obvious reason.

129. To become deaf in acute diseases after a brief haemorrhage and passing dark stools is a bad sign. For these patients to pass blood in their stools is a fatal sign, although it does relieve their deafness.

130. In a patient with lumbar pain the addition of a pain in the cardia presages a haemorrhage, and I think also indicates that a haemorrhage has occurred before.

131. Conditions that include haemorrhages at fixed

διψώδεα ἐκκλύμενα· μὴ αἰμορραγήσαντα ἐπιληπτικῶς τελευτᾶ.

558

132. Τὰ εὐθὺ ταλαραχώδεα καὶ ἄγρυπνα, ἀποστάξαινα, ἐκταῖα κουφισθέντα, νύκτα ποιήσαντα, ἐς τὴν αὖριον ἐφιδρώσαντα, κατενεχθέντα, παρακρούσαντα αἰμορραγέει λάβρως.

133. Οἷσιν αἰμορραγίαι πλείους, παρεληλυθότος χρόνου κοιλίαι πονηρεύονται, ἢν μὴ τὰ οὖρα πεπανθῇ.<sup>1</sup> ἦρά γε τὸ ὕδατῶδες οὖρον τοιοῦτον σημαίνει;

134. Αἱ ἐν κρισίμοισι περιψύξεις τῶν αἰμορραγικῶν νεανικαὶ κάκισται.

135. Οἱ καρηβαρικοί, κατὰ βρέγμα ὀδυνώδεις ἄγρυπνοί τε αἰμορραγικοί, ἄλλως τε καὶ ἦν τι ἐς τράχηλον συντείνῃ.

136. Τὰ ἀγρυπνήσαντα ἐξαίφνης ἀλυσμῶ αἰμορραγικά, ἄλλως τε καὶ ἦν τι προερρνήκη· ἄρά γε καὶ φρίζαινα κάτοχα, κεφαλαγικά;

137. Τραχήλου ὀδυνώδεα, βλέφαρα ὀδυνώδεα, ὄμματα ἐξέρυθρα ἔοντα, αἰμορραγικά.

560

138. Οἷσι κοιλίης ἐπιστάσης αἰμορραγέει, καὶ ἐπιρριγέουσιν· ἦρά γε τὸ αἰμορραγέειν τούτοισι κοιλίην λειεντεριώδη ποιέει καὶ ἐπίσκληρον ἢ ἀσκαρίδας ἢ καὶ ἀμφότερα;

139. Οἷσιν ἐξ ὀσφύος ἀναδρομὴ ἐς κεφαλὴν καὶ χεῖρα ναρκώδεις, καρδιαλγικοί ἢ χολώδεις αἰμορραγέουσι λάβρως καὶ κοιλίη καταρρήγνυται, τού-

<sup>1</sup> H<sup>2</sup> after Galen: πεπαίνη I.

## PRORRHETIC I

times are resolved through thirst, but if no blood is passed, they end in epilepsy.

132. In a person who suddenly becomes troubled and sleepless, who has a nose-bleed which brings relief on the sixth day, but at night has a turn for the worse, and towards the morning sweats over his whole body, and who is weighed down and delirious, violent haemorrhages will occur.

133. In persons who have many haemorrhages, with the passage of time the cavity gets into a bad state, unless the urines are mature. Does the passage of watery urine point to this condition?

134. In patients with haemorrhages, violent chills on the critical days are a very bad sign.

135. Patients that have heaviness of the head and pain in the bregma suffer sleeplessness and haemorrhages, especially if there is tension in the neck.

136. To be sleepless and then suddenly restless points towards a haemorrhage, especially if there has been any haemorrhage before. Do chills in conjunction with catalepsy also give an indication of headache?

137. Pains in the neck, pains in the eyelids, and the eyes being very red indicate the onset of haemorrhage.

138. Patients who have haemorrhages in conjunction with a stoppage of the cavity will also have chills. Does their bleeding make the cavity lienteric and somewhat constipated? Or does it engender worms? Or does it do both?

139. Patients in whom a pain shoots up from the loins to the head, who become numb in a hand, who have pain about their cardia, and who are bilious bleed violently and have a violent discharge of the cavity: generally their

τοὺς γινώμει ταραχώδεις ὡς ἐπὶ τὸ πολὺ.

562 140. Οἷσιν ἐφ' αἰμορραγίῃ λάβρη πυκνὴ μελά-  
νων συχνῶν διαχώρησις, ἐπιστάσης δὲ αἰμορραγέ-  
ουσιν, οὗτοι κοιλίας | ὀδυνώδεις ἅμα δὲ τῆσι φύση-  
σιν εὐφοροὶ. ἦρα οἱ τοιοῦτοι ψυχροῖσιν ἐφιδροῦσι  
πολλοῖσι; τὸ ἀνατεταραγμένον ἐν τούτοισιν οὖρον  
οὐ πονηρὸν οὐδὲ τὸ ὑφιστάμενον γονοειδές. ἐπὶ  
συχνὸν δὲ οὗτοι ὑδατώδεα οὐρέουσιν.

141. Οἷσιν ἀπὸ ῥινῶν ἐπὶ κωφώσει καὶ νωθρίῃ  
μικρὰ ἀπόσταξις, ἔχει τι δύσκολον· ἔμετος τούτοισι  
ξυμφέρει καὶ κοιλίης ταραχή.

142. Αἷς ἐκ ῥίγεος πυρετοὶ κοπιώδεις, γυναικεῖα  
κατατρέχει· τράχηλος ἐν τούτοισιν ὀδυνώδης αἰμορ-  
ραγικόν.

143. Τὰ σείοντα κεφαλῆς<sup>1</sup> καὶ τὰ ἠχώδεα αἰμορ-  
ραγείῃ ἢ γυναικεῖα καταβιβάζει, ἄλλως τε καὶ ἦν  
κατὰ ῥάχιν καῦμα παρακολουθῆ. ἴσως δὲ καὶ  
δυσεντερικόν.

564 144. Οἱ κατὰ κοιλίην παλμοὶ ὑποχονδρίου ἐντά-  
σει ὑπομάκρῳ | ὀγκώδει αἰμορραγικοί· φρικώδεις  
οὗτοι.

145. Τὰ ἐκ ῥινῶν λάβρα<sup>2</sup> βίαια πολλὰ ῥένετα  
ἔστι δ' οἷσι σπασμοὺς προάγεται· φλεβοτομὴ λύει.

146. Αἷ πυκναὶ καὶ κατὰ μικρὰ ἐπαναστάσεις  
ὑπόξανθοι, γλίσχρα ἔχουσαι μικρὰ κοπρώδεα μετὰ  
ὑποχονδρίου ἀλγῆματος καὶ πλευροῦ ἰκτεριώδεις.

<sup>1</sup> Potter: κεφαλὰς I.

<sup>2</sup> H<sup>2</sup> after Galen: λαῦρα I.

minds are disordered.

140. Persons who after a violent haemorrhage pass frequent, dark, copious stools, and haemorrhage again when these stop, have pain in the cavity, but bear the internal wind easily. Do these patients break out with copious, cold sweats over their whole body? If their urine contains material stirred up in it this does not bode ill, nor does the presence of a sediment resembling seed. They pass watery urine frequently.

141. For persons with deafness and torpor to have a weak haemorrhage from the nostrils indicates trouble. Vomiting is beneficial for them, as is also an evacuation of the cavity.

142. In women who have a debilitating fever after a chill, the menses run down; if their throat is sore, it suggests that a haemorrhage will follow.

143. Agitation of the head and ringing in the ears provokes a haemorrhage or brings down the menses, especially if followed closely by a burning heat along the spine. There is also some probability of dysentery.

144. A throbbing in the cavity together with persistent tension and swelling of the hypochondrium points to a haemorrhage; these patients are likely to shiver.

145. Copious, forceful, violent haemorrhages from the nostrils lead in some persons to convulsions; phlebotomy resolves the condition.

146. Yellowish stools with small, sticky pieces, passed frequently a little at a time in association with pains in the hypochondrium and the side, are a sign of jaundice. Are

ἦρά γε ἐπαναστάντων τούτων ἐκλύονται; οἶμαι δὲ καὶ αἰμορραγεῖν τούτους, τὰ γὰρ ἐς ὄσφυν ἀλγήματα ἐν τούτοισιν αἰμορραγικά.

147. Ὑποχονδρίου ἔντασις μετὰ καρηβαρίας καὶ κωφώσιος καὶ τὰ πρὸς ἀνάσ<sup>1</sup> ὀχλέοντα αἰμορραγικά.

148. Αἱ ἐνδεκαταῖαι στάξιες δύσκολοι, ἄλλως τε καὶ ἦν δις ἐπιστάξῃ.

566

149. Τὰ | ἐν φρίκησιν ἅμα ιδρώσαντα κρισίμως· ἐς δὲ τὴν αὔριον φρίζαντα, παραλόγως ἀγρυπνέοντα αἰμορραγήσειν οἶομαι πεπαινομένων.

150. Οἷσιν ἐξ ἀρχῆς αἰμορραγίαι λάβροι ρίγος ἴστησι.

151. Τὰ ἐξ αἰμορραγίης ρίγεα πονηρά.

152. Οἷσι κεφαλαγίαι καὶ τραχήλου πόνοι καὶ ὄλου δέ τις ἀκράτεια τοῦ σώματος τρομώδης,<sup>2</sup> αἰμορραγίαι λύνουσιν. ἀτὰρ καὶ οὕτω χρόνῳ λύνονται.

153. Οὔρα τοῖσι παρὰ τὰ ὦτα ταχὺ καὶ ἐπ' ὀλίγον πεπαινομένα φλαῦρα. καὶ τὸ καταψύχεσθαι ὧδε πονηρόν.

154. Τὰ ὑποκαρώδεα καὶ ἰκτερώδεα οὐ πάνν [αἷτια]<sup>3</sup> αισθανόμενα, οἷσι λύγγες, κοιλίαι καταρρήγγνυται, ἴσως δὲ καὶ ἐπίστασις,<sup>4</sup> οὗτοι ἀλλοιοῦνται· ἦρα τούτοισι καὶ τὰ παρὰ τὰ ὦτα;

<sup>1</sup> Foes: ἀνάσ I.

<sup>2</sup> τις . . . τρομώδης Aldina from Galen: τοῦ σώματος τὰ ἄκρα τρομώδεις I.

these patients delivered from the pains by going to stool? I think that they may bleed, too, since pains that move to the loins presage a haemorrhage for them.

147. Tension of the hypochondrium, in association with heaviness of the head, deafness, and impairment of vision, indicates the person will haemorrhage.

148. A nose-bleed on the eleventh day is troubling, especially if it occurs twice.

149. To sweat and at the same time shiver signals the arrival of the crisis; if on the following day there are shivering and unexplained sleeplessness, I think the person will haemorrhage mature blood.

150. In patients that have violent haemorrhages from the beginning, these are checked by a chill.

151. Chills subsequent to a haemorrhage bode ill.

152. In patients with headache, pains in the neck, and a degree of tremulous disability of the whole body, haemorrhages relieve the condition; but even thus, the relief comes only in time.

153. In patients with swellings beside their ears, urines that are passed early and that quickly become mature are an indifferent sign. To become chilly in this condition bodes ill.

154. If, in patients with lethargy and jaundice that are not very well in their senses, hiccups occur, then the cavity has a violent discharge and possibly also a stoppage; these patients are changeable. Does swelling beside the ears also occur in them?

---

<sup>3</sup> Del. Aldina after Galen.

<sup>4</sup> Aldina: -στάρσης I.

155. Τὰ ἐπισχόμενα μετὰ ρίγους οὔρα πονηρά, ἄλλως τε καὶ προκαρωθέντι.<sup>1</sup> τὰ πρὸς οὓς ἦρα ἐπὶ τούτοιςιν ἐλπίς;

568 156. Ἐκ στροφωδέων ὑπόστασις ἰλυώδης, ὑποπέλιος, | κακῆ. ἄρά γε ἐκ τοιούτων ὑποχόνδριον ὀδυνᾶται; δοκέω δὲ δεξιόν. ἦρα καὶ ἀχλυώδεις οἱ τοιοῦτοι καὶ τὰ παρὰ <τὰ ὦτα><sup>2</sup> τούτοιςιν ὀδυνώδεα ἐπ' ὀλίγον; κοιλίη καταρραγεῖσα τούτοιςιν ὀλέθριον.

157. Ἐν τοῖςιν ἀσώδεσι τὰ παρ' οὓς μάλιστα.

158. [Τὰ]<sup>3</sup> ἐπὶ εἰλεοῖσι δυσώδεσι πυρετῶ ὀξεί, ὑποχονδρίῳ μετεώρῳ χρονιωτέρῳ, τὰ παρ' οὓς ἐπαρθέντα κτείνει.

570 159. Ἐκ κωφώσιος ἐπιεικέως τὰ | παρ' ὦτα, ἄλλως τε καὶ ἦν ἀσώδές τι ἐπιγένηται, καὶ τοῖσι κωματώδεσιν. (160.) Ἐπὶ τούτοιςι φλαῦρα τοῖς παραπληκτικοῖσι.

161. Τὰ σπασμώδεα τρόπον παροξυνόμενα κατόχως τὰ παρ' οὓς ἀνίστησι.

162. Τὸ σπασμοτρομώδες, ἀσώδες κατόχως σμικρὰ πρὸς οὓς ἀνίστησιν.

163. Ἡρά γε, οἷσι τὰ παρ' ὦτα, κεφαλαλγικοὶ οὔτοι; ἦρά γε ἐφιδροῦσι τὰ ἄνω, ἦν τι καὶ ἐπιρριγέωσιν; ἦρά γε καὶ κοιλίη καταρρήγνυται; καὶ τι καὶ κωματώδεις; ἀτὰρ καὶ τὰ ὑδατώδεα οὔρα ἐναιωρούμενα λευκοῖσι καὶ τὰ ποικίλως ἔκλευκα δυσώδεα

<sup>1</sup> Polack after Galen: -θέντα I.

<sup>2</sup> Polack: τὰ παρ' ὦτα Galen.



## PRORRHETIC I

155. For urines to be checked during a chill bodes ill, especially in a person already affected by drowsiness. Should you expect them to swell beside the ears?

156. A slimy, somewhat livid sediment in the urines appearing after a colic is a bad sign. Does pain in the hypochondrium develop out of this? On the right, I think. Do such patients suffer dimness and have pains beside <the ears> for a short time? A violent discharge of the cavity in these patients is a fatal sign.

157. Swelling beside the ear is most common in persons with nausea.

158. If, during an acute fever in a case of foul-smelling intestinal obstruction where the hypochondrium is raised for a longer time, the area beside the ear swells up, it kills the person.

159. After deafness, a swelling beside the ears is probable, especially if some kind of nausea is experienced, and in patients with coma. (160.) For deaf patients it (i.e. a swelling beside the ears) is an indifferent sign when paralysis is present.

161. Cataleptic crises that have a convulsive turn provoke swellings beside the ear.

162. Convulsions associated with tremor, nausea and catalepsy cause minor swellings beside the ear.

163. Do swellings beside the ears lead to headaches? Do these patients sweat over the upper part of their bodies, when they happen to have chills? Does their cavity have a violent downward discharge? Are they at all comatose? Do watery urines with white material suspended in them or variegated white, foul-smelling urines

---

<sup>3</sup> Del. Aldina after Galen.

ποιεῖ τὰ παρ' οὓς; ἦρά γε, οἷσι τὰ τοιαῦτα οὖρα, στάξιες πυκναί; ἦρά γε καὶ γλώσσα τούτοισι λείη;

164. Οἷσι πνευματίησιν εὐοῦσιν ἔκτεροι καὶ πυρετοὶ ὀξέες ἐπιγίνονται, μεθ' ὑποχονδρίων σκληρῶν καταψυχθεῖσι τὰ παρὰ τὰ ὦτα μεγάλα ἀνίσταται.

572 165. Τὰ κωματώδεα, ἀσώδεα, ὑποχονδρίου ὀδυνώδεα [μικρὰ]<sup>1</sup> σμικρὰ ἐμετώδεα, ἐν τούτοισι τὰ παρὰ τὸ οὖς ἐπανίσταται, πρόσθεν δὲ καὶ τὰ | περὶ τὸ πρόσωπον.

166. Κοιλίης μέλανα κοπρώδεα χολώδεα [κροκώδεα]<sup>2</sup> διεΐσης κῶμα ἐπιφανὲν τὰ παρ' οὓς ἀνίστησι.

167. Βήχια λεπτὰ μετὰ πτυελισμοῦ ἰόντα τὰ πρὸς οὓς λαπάσσει.<sup>3</sup>

168. Ἐκ κεφαλαλγίης κῶμα καὶ κώφωσις καὶ φωνῆς μώρωσις παρακολουθοῦντα παρ' οὓς τι ἐξερεύγεται.

169. Ὑποχονδρίου σύστασις μετὰ καύματος ἀσώδεος καὶ κεφαλαλγίης τὰ πρὸς οὓς ἐπαίρει.

170. Τὰ ἐπώδυνα παρ' οὓς ἀκρίτως<sup>4</sup> καταμωλυνθέντα φλαῦρα.

<sup>1</sup> Del. Aldina.

<sup>2</sup> Del. Polack.

<sup>3</sup> Parisinus Graecus 2145: λάπασσι I.

<sup>4</sup> Aldina: ἀκρήτως I.

## PRORRHETIC I

provoke swellings beside the ears? In patients with urines of this kind, do frequent nose-bleeds occur? Is their tongue smooth?

164. Patients with difficult breathing in whom jaundice and acute fevers occur, and who have chills together with a hardness of the hypochondrium, swell up greatly beside the ears.

165. Patients with coma, nausea, [mild] pain in the hypochondrium, and a slight tendency to vomiting swell up beside the ear, and also anteriorly about the face.

166. If, with the cavity passing dark, fecal, bilious, [saffron-coloured] stools, a coma comes on, it leads to swellings beside the ear.

167. Mild coughs that produce sputum bring down swellings beside the ear.

168. Coma, deafness, and sluggishness of speech following closely upon a headache produce some kind of eruption beside the ear.

169. Contraction of the hypochondrium in conjunction with a nauseating burning-heat and headache provokes swellings beside the ear.

170. Painful swellings beside the ear that wither away without any crisis are an indifferent sign.

Faded, illegible text, likely bleed-through from the reverse side of the page. The text is arranged in approximately 15 horizontal lines.

Faded text at the bottom center, possibly a signature or page number.

## PRORRHETIC II

PHOTODUPLICATION SERVICE

## INTRODUCTION

Although he clearly knows of the treatise's existence, Erotian considers it spurious and does not include any word from it in his Glossary.<sup>1</sup> Galen, on the other hand, glosses six terms from "the greater *Prorrhetic* (which some call the second)."<sup>2</sup> In his treatise *Prognostic*, he also quotes the line "I, however, shall not prophesy anything like this" from ch. 2 of *Prorrhetic II*, taking the occasion to indicate that he agrees with "some physicians who hold *Prorrhetic II* not to be among the genuine Hippocratic books."<sup>3</sup>

The contents of *Prorrhetic II* can be summarized as follows:

<sup>1</sup> See Erotian p. 9, where he lists *Prorrhetic I* and *II* among the semiotic books, and Nachmanson p. 458.

<sup>2</sup> Galen vol. 19, 69 ἀγλίη; 19, 77 ἀμβλυωσμός; 19, 88 βδέλλω; 19, 109f. κατάστημα; 19, 120 μάσσον and 19, 149 ὑποξύρους. 19, 127 παράλαμψις also appears to be from *Prorrhetic II* (ch. 20), since this is the only occurrence of the word in the Hippocratic Collection.

<sup>3</sup> Galen vol. 14, 620 = CMG V 8,1, pp. 88–90.

## PRORRHETIC II

- 1-4: General exposition, with examples, of the possibilities and limitations of medical prediction.  
Signs related to diet
- 5: Heredity
- 6: Signs in dropsy
- 7: Signs in consumptions
- 8: Signs in gout
- 9-10: Signs in the sacred disease
- 11: Signs in ulcers
- 12: Signs in wounds
- 13: Signs in spreading lesions
- 14: Signs in headwounds
- 15: Signs in wounds to the joints
- 16: Signs in spinal diseases
- 17: Diagnosis of blood in the throat
- 18: Signs in ophthalmias and wounds
- 19-21: Signs of the eye
- 22: Signs in dysenteries
- 23: Signs in lenteries
- 24: Signs indicating fertility in women
- 25-28: Signs in female disorders
- 29-30: Pains and headaches
- 31-32: Facial colouring
- 33-34: Signs of nyctalopia
- 35-37: Signs in splenomegaly
- 38: Distortions of the face
- 39: Signs concerning recovery
- 40: Shoulder pain
- 41: Signs in sciatica
- 42: Pains and swelling of joints
- 43: Signs in skin diseases



## PRORRHETIC II

The account is centred on the symptoms and course of the diseases described, their "differential diagnosis",<sup>4</sup> and their prognosis. No treatments are given, and no specific cases are presented.

The text of *Prorrhetic II*, besides appearing in all the collected editions, receives careful study in: Johannes Opsopoeus, *Hippocratis . . . Prorrheticorum lib. II . . . Graecus et Latinus contextus accurate renovatus . . .*, Frankfurt, 1587. (= Opsopoeus) More recently, the work was the subject of a French thesis, which I have not been able to consult: B. Mondrain, *Édition critique, traduction et commentaire d'un traité hippocratique, le Prorrhétique II*, Diss. Paris, 1984.

My edition is founded on a collation of the sole independent manuscript, I, made from microfilm.

<sup>4</sup> "*Differential diagnosis*, the determination of which one of two or more diseases or conditions a patient is suffering from, by systematically comparing and contrasting their symptoms." *Dorland's Illustrated Medical Dictionary*, s.v.

## ΠΡΟΡΡΗΤΙΚΟΝ Β

IX 6  
Littre

1. Τῶν ἰητρῶν προρρήσιες ἀπαγγέλλονται συχναί τε καὶ καλαὶ καὶ θαυμασταί, οἷας ἐγὼ μὲν οὔτ' αὐτὸς προεῖπον οὔτ' ἄλλον του ἤκουσα προλέγοντος. εἰσι δ' αὐτῶν αἱ μὲν τοιαίδε· ἄνθρωπον δοκέειν ὀλέθριον εἶναι καὶ τῷ ἰητρῷ τῷ μελεδαίνοντι αὐτοῦ καὶ τοῖσιν ἄλλοισιν, ἐπεισιόντα δὲ ἰητρὸν ἕτερον εἰπεῖν ὅτι ὁ μὲν ἄνθρωπος οὐκ ἀπολείται, ὀφθαλμῶν δὲ τυφλὸς ἔσται· καὶ παρ' ἕτερον δοκέοντα παγκάκως ἔχειν εἰσελθόντα προειπεῖν τὸν μὲν ἄνθρωπον ἀναστήσεσθαι, χεῖρα δὲ χωλὴν ἔξειν καὶ ἄλλῳ τῷ δοκέοντι οὐ περιέσεσθαι εἰπεῖν αὐτὸν μὲν ὑγία ἔσεσθαι, τῶν δὲ ποδῶν τοὺς δακτύλους μελανθέντας ἀποσαπήσεσθαι· καὶ τᾶλλα τοιουτότροπα προρρήματα λέγεται ἐν τοιούτῳ τῷ εἶδει. ἕτερος δὲ τρόπος προρρήσιος, ὠνεομένοισί τε καὶ διαπρησσομένοισι προειπεῖν τοῖσι μὲν θανάτους, τοῖσι δὲ μανίας, τοῖσι δὲ ἄλλας νόσους, ἐπὶ πᾶσι τούτοισί τε καὶ τοῖσι προτέροισι χρόνοισι προφητίζειν καὶ πάντα ἀληθεύειν. ἄλλο δὲ σχῆμα προρρήσεων τόδε<sup>1</sup> λέγεται· τοὺς ἀθλητὰς γινώσκειν καὶ τοὺς τῶν νούσων εἵνεκα γυμναζομένους τε καὶ ταλαιπωρέον-

## PRORRHETIC II

1. There are reports of physicians making frequent, true and marvellous predictions, predictions such as I have never made myself, nor ever personally heard anyone else make. Here are some examples. A person seems to be mortally ill both to the physician attending him and to others who see him, but a different physician comes in and says that the patient will not die, but go blind in both eyes. In another case where the person looked in a very poor state, the physician that came in foretold that he would recover, but be disabled in one arm; to another person who was apparently not going to survive, one said that he would recover, but that his toes would become black and gangrenous. Other predictions of this kind are reported in the same form. A different type of predicting is to foretell in merchants and adventurers death to some, madness to others, and other diseases to others; and in making revelations concerning present and past times to be correct in every detail. Another form of prediction is recounted as follows: to discover in athletes and in people that are carrying out exercises and exertions prescribed

---

<sup>1</sup> Foes: τὰδε I.

8 τας, ἢν τι ἢ τοῦ σιτίου ἀπολίπωσιν, ἢ ἑτεροῖόν τι φάγωσιν, ἢ ποτῶ πλέονι χρήσωνται, ἢ τοῦ περιπάτου ἀπολίπωσιν, ἢ ἀφροδισίων τι πρήξωσι· τούτων πάντων οὐδὲν λανθάνει, οὐδ' εἰ σμικρόν τι εἴη ἀπειθῆσας ὄνθρωπος. | οὕτως ἐξηκριβῶσθαι οὗτοι πάντες οἱ τρόποι λέγονται τῶν προρρησίων.

2. Ἐγὼ δὲ τοιαῦτα μὲν οὐ μαντεύσομαι, σημεῖα δὲ γράφω οἷσι χρῆ τεκμαίρεσθαι τοὺς τε ὑγείας ἔστομένους τῶν ἀνθρώπων καὶ τοὺς ἀποθανομένους, τοὺς τε ἐν ὀλίγῳ<sup>1</sup> χρόνῳ ἢ ἐν πολλῶ ὑγείας ἔστομένους ἢ ἀπολουμένους· γέγραπται δέ μοι καὶ περὶ ἀποστασίων ὡς χρῆ ἐπισκέπτεσθαι ἐκάστας. [2.] δοκέω δὲ καὶ τοὺς προειπόντας περὶ τε τῶν χωλοσίων καὶ τῶν ἄλλων τῶν τοιούτων ἤδη ἀποστηριζομένου τοῦ νοσήματος προειπεῖν, καὶ δήλον ἐόντος ὅτι οὐ παλινδρομήσει ἡ ἀπόστασις, εἴ περ νόον εἶχον, πολὺ μᾶλλον ἢ πρὶν ἄρχεσθαι τὴν ἀπόστασιν γινομένην. ἐλπίζω δὲ καὶ τᾶλλα προρρηθῆναι ἀνθρωπινωτέρως ἢ ὡς ἐπαγγέλλεται· ἃ δὲ τοῖσιν ὠνεομένοισὶ τε καὶ περναμένοισι λέγεται προρρηθῆναι, θανάτους τε καὶ νοσήματα καὶ μανίας, ταῦτα δέ μοι δοκέει τοιαῦτα γενέσθαι, καὶ οὐδέν τι χαλεπὰ εἶναι προειπεῖν τῷ βουλομένῳ τὰ τοιάδε διαγωνίζεσθαι. πρῶτον μὲν γὰρ τοὺς ὑφύδρους<sup>2</sup> τε καὶ φθινώδεας τίς ἂν οὐ γνοίη; ἔπειτα τοὺς παραφρονήσοντας ἐστὶ μὴ πολὺ λανθάνειν, εἴ τις εἰδέη οἷσι τὸ

<sup>1</sup> Aldina: ὀλιγίστῳ I.

<sup>2</sup> Linden: ἔφ- I.

because of illnesses whether they have failed to eat some of their meal, or have eaten something of a different kind, or have taken too much to drink, or omitted part of their walk, or practised venery; none of these things escapes their notice, not even if the person disobeys in but little. This is how precise all these kinds of predictions are reported to be.

2. I, however, shall not prophesy anything like this; rather I record the clinical signs from which one must deduce which persons will become well and which will die, and which will recover or die in a short or a long time. I have also written about the apostases,<sup>a</sup> and how one must meditate upon each of them. [2.]<sup>b</sup> I believe, in fact, that those who make predictions about lameness and other conditions of that kind make their predictions, if they are sensible, only after the disease has become fixed and it is clear that the abscession will not revert, rather than before the abscession begins to occur. I also intend in the other kind of cases to make predictions more in line with human possibilities than what is reported. The reported predictions of such things as death, disease and madness in buyers and sellers, these things have, I think, come to pass somewhat as follows—indeed, it is not so difficult for a person who wants to have successes of this kind to make predictions. In the first place, who would not recognize patients with dropsy or consumption? Further, cases of impending mental derangement are not very likely to escape one's notice, if one knows in which

<sup>a</sup> See note on technical terms.

<sup>b</sup> Littré's chapter 2 begins here. I have followed Vander Linden in making a new chapter at the beginning of this paragraph, which seems a more appropriate break.

νόσημα τοῦτο ἢ ξυγγενές ἐστίν, ἢ πρόσθεν ποτ' ἐμάνησαν· εἰ γὰρ οὗτοι οἱ ἄνθρωποι οἰνόφλυγες εἶεν, ἢ κρηφαγοῖεν, ἢ ἀγρυπνοῖεν, ἢ τῷ ψύχει ἢ τῷ θάλπει ἀλογίστως ὀμιλοῖεν, πολλαὶ ἐλπίδες ἐκ τούτων τῶν διαιτημάτων παραφρονηῆσαι αὐτούς. | τούς 10 τε τὰς αἰμορροΐδας ἔχοντας, εἴ τις ὀρώη τοῦ χειμῶνος πολυποτέοντάς τε καὶ εὐχρόους ἐόντας, ἔστι προειπεῖν ἀμφὶ τούτων· ἐς γὰρ τὸ ἔαρ καταρραγῆναι τὸ αἷμα πολλαὶ ἐλπίδες, ὥστε ἀχρόους τε καὶ ὑδαλέους ὑπὸ τὴν θερείην τούτους εἶναι.

Ἄλλὰ χρὴ προλέγειν καταμανθάνοντα πάντα ταῦτα, ὅστις τῶν τοιούτων ἐπιθυμείει ἀγωνισμάτων· ἔστι γὰρ ἐκ τῶν γεγραμμένων προειπεῖν καὶ θάνατον καὶ μανίην καὶ εὐεξίην. εἴποιμι δ' ἂν καὶ ἄλλα πάμπολλα τοιαῦτα, ἀλλὰ τὰ εὐγνωστότατα ἔδοξέ μοι γράψαι· συμβουλεύω δὲ ὡς σωφρονεστάτους εἶναι καὶ ἐν τῇ ἄλλῃ τέχνῃ καὶ ἐν τοῖσι τοιούτοισι προρρήμασι, γνόντας ὅτι ἐπιτυχῶν μὲν ἂν τις τοῦ προρρήματος θαυμασθεῖη ὑπὸ τοῦ ξυνέοντος ἀλγέοντος, ἀμαρτῶν δ' ἂν τις πρὸς τῷ μισεῖσθαι τάχ' ἂν καὶ μεμηνέναι δόξειεν. ὦν δὴ ἔνεκα κελεύω σωφρόνως τὰ προρρήματα ποιέεσθαι καὶ τἄλλα πάντα [καὶ]<sup>1</sup> ταῦτα· καίτοι γε ἀκούω καὶ ὀρῶ οὔτε κρίνοντας ὀρθῶς τοὺς ἀνθρώπους τὰ λεγόμενά τε καὶ ποιούμενα ἐν τῇ τέχνῃ οὔτ' ἀπαγγέλλοντας.

3. Ἀμφὶ δὲ τῶν γυμναζομένων καὶ τάλαιπωρεόντων τὰς μὲν ἀτρεκείας τὰς λεγομένας ὡς λέγουσιν οἱ λέγοντες οὔτε δοκέω εἶναι, οὔτ' εἴ τις δοκέει κωλύω

persons this condition is hereditary, or which have ever been mad before; for if these persons give themselves over to drunkenness, or eat meat, or go without sleep, or thoughtlessly come into contact with cold or heat, then the likelihood is great that from these courses of action they will become deranged. Or if one sees sufferers from haemorrhoids who drink copiously and have a ruddy colour in winter, one can make a prediction about them: towards spring there is a great likelihood that a defluxion of blood will occur, so that they will be colourless and watery in the summer.

But anyone who desires to win such successes should make predictions only after learning about all these details; it is indeed possible from what is written to foretell death, or madness, or good health. I could mention a great many similar things, but have decided to record only what is most common. I advise you to be as cautious as possible not only in other areas of medicine, but also in making predictions of this kind, taking into account that when you are successful in making a prediction you will be admired by the patient you are attending, but when you go wrong you will not only be subject to hatred, but perhaps even be thought mad. For these reasons, then, I recommend that in making predictions and all other such practices you be cautious. And indeed I know, both by what I hear and by what I see, that people neither judge correctly what is said and done in medicine, nor report it accurately.

3. The alleged "precise knowledge" concerning exercises and exertions, as those who speak about it call it, I personally hold not to exist, although, if someone does

---

<sup>1</sup> Del. Littré.

δοκέειν· ὑπὸ σημείου μὲν γὰρ οὐδενὸς βλάπτεται τὰ ὑπονοήματα οὔτε καλοῦ οὔτε κακοῦ, ᾧ χρὴ πιστεύσαντα εἰδέναι εἴτε ὀρθῶς ἀπήγγελται εἴτ' οὐ· ἄλλως δὲ ἐκποιεῖ τῷ βουλομένῳ πιστεύειν, οὐ γὰρ ἐμποδῶν ἴσταμαι. δοκέω δὲ αὐτῶν εἶ τι ἀληθὲς λέγεται ἢ τῶνδε τῶν περὶ τοὺς γυμναζομένους, ἢ ἐκείνων τῶν πρότερον γεγραμμένων, πρῶτον μὲν τῶν σημείων τεκμήρασθαι τοῦτο γνόντα, ἔπειτα ἐνδοιαστῶς τε καὶ ἀνθρωπίνως προειπεῖν, ἅμα δὲ καὶ τοὺς ἀπαγγέλλοντας τερατωδεστέρως διηγείσθαι ἢ ὡς ἐγένετο. ἐπεὶ οὐδ' ἐν τῆσι νούσοισιν εὐπετὲς γινώσκειν τὰ ἀμαρτήματα· καὶ τοι κατάκεινται γε οἱ ἄνθρωποι καὶ 12 δαιτηρίαισι | ὀλιγοτρόφοισι χρώνται, ὥστε μὴ πάμπολλα δεῖ ὀραῖσθαι ὑποσκεπτόμενον τὸν μελεδαίνοντα. οἱ μὲν γὰρ πίνουσι μόνον, οἱ δὲ πρὸς τῷ πίνειν ἢ ρύφημα ἢ σιτίον ὀλίγιστον ἐπιφέρονται· ἀνάγκη οὖν ἐν τῷ τοιούτῳ τοὺς μὲν τῷ ποτῷ πλέονι χρησαμένους δυσπνοωτέρους γίνεσθαι, καὶ οὐρέοντας πλέον φαίνεσθαι, τοὺς δὲ τῷ ροφήματι ἢ τῷ σιτίῳ πλεονάσαντας διαβᾶν τε μᾶλλον καὶ πυρεταίνειν· εἰ δέ τις ἀμφοτέρα, καὶ τῷ ποτῷ καὶ τοῖσι περὶ τὰ σιτία ἀμέτρως χρήσαιο, πρὸς τῷ πυρεταίνειν καὶ δυσπνοεῖν καὶ τὴν γαστέρα περιτεταμένην ἂν καὶ μείζω ἔχειν.

Ἐξέστι δὲ καὶ ταῦτα πάντα καταβασανίζειν κάλλιστα καὶ τᾶλλα τοῖσι δοκιμίοισιν, οἷσιν ἔχομέν τε καὶ χρεόμεθα εἶ πάντα. πρῶτον μὲν γὰρ τῇ γνώμη τε καὶ τοῖσιν ὀφθαλμοῖσιν ἄνθρωπον κατακέμενον



believe in it, I will not oppose his belief. For such suppositions are not discredited by any sign, either good or bad, which you can trust in order to be certain whether or not the matter has been accurately reported. At all events, a person who wants to believe may do so, and I will not stand in his way. And I believe, if some of these cases—either the latter ones about exercises, or the former ones noted above—have in fact been accurately reported, first that they were recognized on the basis of signs, then that they were foretold tentatively as befits human knowledge, and furthermore that the reporters have related the tale more portentously than it really happened. And in truth even in diseases it is not easy to recognize deviations; for patients rest in bed and employ unnourishing diets, so that, of course, there is not very much for the treating physician to see when he makes his examination. Some patients only drink, while others take besides their drink a very little gruel or food; of necessity, then, in such an instance those who have taken more drink are seen to become more dyspnoic and to pass more urine, while those who have taken more gruel or food will rather be thirsty and have fever. If a patient makes both mistakes, taking excessive amounts of both drink and food, besides having fever and dyspnoea, he will have a distention of the belly and it will swell.

It is possible properly to examine all these conditions, as well as any others, by employing the methods of investigation that are available and effectively used. For, in the first place, it is easy to know by judgement and observation, in the case of a person lying ill in a fixed place and

ἐν τῷ αὐτῷ καὶ ἀτρεκέως διαιτώμενον ῥᾶόν ἐστι  
 γνῶναι, ἣν τι ἀπειθήση, ἢ περιοδοιπορέοντα καὶ  
 πάμπολλα ἐσθίοντα· ἔπειτα τῆσι χερσὶ ψάσαντα  
 τῆς γαστρός τε καὶ τῶν φλεβῶν ἥσσόν ἐστιν ἐξαπα-  
 τᾶσθαι ἢ μὴ ψάσαντα. αἶ τε ῥίνες ἐν μὲν τοῖσι  
 πυρεταίνουσι πολλά τε καὶ καλῶς σημαίνουσιν· αἶ  
 γὰρ ὀδομαὶ μέγα διαφέρουσιν· ἐν δὲ τοῖσιν ἰσχύουσί  
 τε καὶ ὀρθῶς διαιτωμένοισιν οὐκ οἶδα τί ἂν χρησαί-  
 μην, οὐδ' ἐν τούτῳ τῷ δοκιμίῳ. ἔπειτα τοῖς ὡσὶ τῆς  
 φωνῆς ἀκούσαντα καὶ τοῦ πνεύματος, ἐστὶ διαγινώ-  
 σκειν, ἃ ἐν τοῖσιν ἰσχύουσιν οὐχ ὁμοίως ἐστὶ δῆλα.  
 ἀλλ' ὅμως<sup>1</sup> πρόσθεν ἢ τὰ ἥθεα τῶν νοσημάτων τε  
 καὶ τῶν ἀλγεόντων ἐκμάθη ὁ ἱητρός, οὐ χρὴ προλέ-  
 γειν οὐδέν· καὶ<sup>2</sup> γὰρ ἂν δυσπνούστερος ὄνθρωπος  
 14 γένοιτο, | ἔτι πλανωμένης τῆς νόσου, καὶ πυρετή-  
 νειεν ὀξυτέρῳ πυρί, καὶ ἢ γαστήρ ἐπιταθείη· ὥστε  
 διὰ ταῦτα οὐκ ἀσφαλὲς προλέγειν πρόσθεν πρὶν ἂν  
 κατάστασιν λαβεῖν τὸ νόσημα· μετὰ δὲ τοῦτον τὸν  
 χρόνον ὅ τι ἂν παράλογον γένηται λέγειν χρή.  
 δῆλα δὲ τὰ διὰ τὴν ἀπειθίην γινόμενα κακά· αἶ τε  
 γὰρ δύσπνοιαὶ καὶ τᾶλλα ταῦτα τῇ ὑστεραίῃ πεπαύ-  
 σεται, ἢν δι' ἀμαρτάδα γένηται· ἢν οὖν τις ταύτην  
 τὴν κρίσιν προῖδῶν<sup>3</sup> λέγη, οὐχ ἀμαρτήσεται.

4. Ἐγὼ μὲν νῦν τόνδε τὸν τρόπον ἐσηγέομαι τῶν  
 ἐπισκεψίων, καὶ περὶ τῶν οἴκοι μενόντων, οἷα ἐξα-  
 μαρτάνουσιν, καὶ περὶ τῶν γυμναζομένων τε καὶ τῶν

<sup>1</sup> Littré: οἷως I.

## PRORRHETIC II

charged with a strict regimen, whether he is disobeying in some matter, or whether he is taking his prescribed walks and eating a great deal. Furthermore, by using your hands to palpate his abdomen and the vessels, you are less likely to make a mistake than if you do not do this. Also, in patients with fevers your nose gives many true indications, for their odours differ greatly, although in persons that are well and following a proper diet I do not know what use I would find for even this criterion. And then, by listening with your ears to the voice and the breathing, it is possible to recognize things that are not equally clear in healthy persons. In any case, until a physician has learned the habits of particular diseases and patients, he ought not to make any prognostication, for while a person's disease is still unsettled, he may become quite short of breath, and suffer a very acute fever, and tightness of his belly; as a result, for this reason it is not safe to make an advance statement before the disease becomes settled. After that time, you should indicate whatever is abnormal; for evils that arise because of disobedience will be revealed as such, since the shortness of breath and the rest of the symptoms will cease on the following day, if they arose only because of a dietary mistake. So that if someone sees this crisis in advance and announces it, he will not go wrong.

4. Now I shall explain this type of investigation of the faults committed by those who remain at home, by those who do exercises, and by all the others. People who

---

<sup>2</sup> H: οὐ I.

<sup>3</sup> H: περιῦδὸν I.

ἄλλων πάντων· τὰς δ' ἀκριβείας κείνας ἀκούω τε καὶ καταγελῶ τῶν ἀπαγγελλόντων· σμικρὰ μὲν γὰρ ἀπειθούτων τῶν ἀνθρώπων, οὐκ οἶδ' ὅπως ἂν ἐλέγξαιμι.<sup>1</sup> εἰ δ' εἴη μείζονα τὰ ἀμαρτήματα, ὄντινα τρόπον ὑποσκέπτεσθαι χρὴ γράφω. χρὴ δὲ πρῶτον μὲν τὸν ἄνθρωπον ἐν ᾧ μέλλει τις γνώσεσθαι τὰ ἀπειθεύμενα, ἅπασαν ἡμέρην ὄραν ἐν τῷ αὐτῷ τε χωρίῳ καὶ τὴν αὐτὴν ὥρην, μάλιστα τ' ἦμος ἡέλιος νεωστὶ καταλάμπει· τοῦτον γὰρ τὸν χρόνον ὑποκεκενωμένος ἂν εἴη, καὶ νῆστις ἂν ἔτι ἐστί, καὶ τεταλαιπωρηκῶς οὐδὲν πλὴν τῶν ὀρθρινῶν περιπάτων, ἐν οἷς ἦκιστα ἀπειθεῖ, ἦν γε ἐπανεγερεθῆις ὄνθρωπος ἐς τὴν περίοδον καταστῆ, ὥστε ἀνάγκη τὸν δικαίως διαιτώμενον μάλιστα ταύτην τὴν ὥρην ὁμαλῶς ἔχειν τὴν κατάστασιν τοῦ χρώματός τε καὶ τοῦ ξύμπαντος σώματος, διὸ καὶ ὁ ἐπιμελόμενος ὀξύτατός τ' ἂν εἴη καὶ τὸν νόον καὶ τοὺς ὀφθαλμοὺς ὑπὸ τοῦτον τὸν χρόνον. ἐνθυμέεσθαι δὲ χρὴ καὶ τοῦ ἀνθρώπου τῆς τε γνώμης<sup>2</sup> τοὺς τρόπους, τοῦ τε σώματος τὴν δύναμιν· ἄλλοι γὰρ ἄλλα ῥηϊδίως ἐπιτελοῦσι τῶν προσ-  
 16 τασσομένων καὶ χαλεπῶς.

Πρῶτον μὲν οὖν ὁ λιμαγχεόμενος εἰ πλείονα φάγη τε καὶ πίη, τούτοις δῆλος ἔσται· καὶ ὀγκηρότερον αὐτοῦ τὸ σῶμα φανεῖται, καὶ λιπαρώτερον καὶ εὐχρόστερον ἔσται, ἦν μὴ κακῶς διακεχωρήκη τὰ ἀπὸ τῆς γαστρὸς αὐτῷ· ἔσται δὲ καὶ εὐθυμότερος ἐν τῇ ταιλαιπωρίῃ. σκεπτέον δὲ καὶ ἦν τι ἐρυγγάνη ἢ ὑπὸ φύσης ἔχεται· ταῦτα γὰρ προσήκει γίνεσθαι

## PRORRHETIC II

report the kind of over-niceties mentioned above, I listen to and just laugh at. For if the faults the people who are disobedient make are slight, I do not know how I could ever expose them; if on the other hand the faults are greater, I shall describe now the way in which one should investigate them. First you should inspect the person, in whom you are intending to detect examples of disobedience, every day in the same location and at the same time—best when the sun is just beginning to shine, since at that hour the person will have been emptied downwards, will still not have eaten anything, and will not have exerted himself except in his morning walks, in which people rarely commit faults (if indeed on rising the person regularly takes a walk), since a person who follows a well-balanced regimen must at that hour have the average state of his facial colouring and of his whole body, and also because at that time the examiner will have the sharpest eyes and mind. One must also take into consideration the inclinations of the person's mind and the strength of his body. For different patients carry out different instructions either easily or with difficulty.

First, then, if a person who is being reduced by a low diet eats or drinks too much, he will be exposed by the following: his body will appear more bulky, and his skin will be moister and of a better colour, unless there has been a pernicious excretion of the contents of his belly. The person will also be in better spirits when he exerts himself. You must also examine whether he has any eructations, or suffers from the passage of wind; for these

---

<sup>1</sup> Aldina: ἐλέξαιμι I.

<sup>2</sup> H: τήν τε γνώμην I.

τοῖσιν ὧδε διακειμένοισιν ἐπὶ ταύτῃ τῇ ἀμαρτάδι. ἦν δὲ ἐσθίειν τε ἤδη ἀναγκαζόμενος συχνὰ καὶ ταλαιπωρέειν ἰσχυρῶς, ἢ τὸ σιτίον μὴ καταφάγη, ἢ θωρηχθῆ, ἢ μὴ περιέλθῃ ἀπὸ τοῦ δείπνου συχνοῦ, ὧδ' ὑποσκέπτεσθαι· τὸ μὲν δείπνον εἰ μὴ καταφάγοι, περιπατήσαι δὲ τὰ μεμαθηκότα, ἠδίων τε ἂν προσιδεῖν, ὀξύτερός τε καὶ ἐργαστικώτερος ἐν τοῖσι γυμνασίοισιν· ὁ δ' ἀπόπατος σμικρότερός τε καὶ ξυνεστηκῶς μάλιστ' ἂν τούτῳ γένοιτο. ἦν δὲ τὸ δείπνον καταφαγὼν μὴ περιπατήσῃ, ἐρυγγάνοι τ' ἂν καὶ φυσώδης εἶη, καὶ πλήθος οὐκ ἐλάσσων φαίνοιτο, καὶ ἰδρώῃ ἂν μᾶλλον ἢ πρόσθεν ἐν τῇ ταλαιπωρίῃ, καὶ δύσπνοος ἂν εἶη καὶ βαρύς· αἶ τε διέξοδοι τῆς κοιλίης μέζονές τε καὶ ἦσσον γλίσχραι τούτῳ γένοιντ' ἂν. εἰ δὲ μήτε τὸ σιτίον καταναλώσειε, μήτε περιπατήσειε, νωθρότερος ἂν εἶη καὶ ὀγκωδέστερος. εἰ δὲ μεθυσθείη, ἰδρώῃ τ' ἂν μᾶλλον ἢ πρόσθεν, καὶ δύσπνοος ἂν εἶη, καὶ βαρύτερος αὐτὸς ἑωυτοῦ καὶ ὑγρότερος· εἶη δ' ἂν καὶ εὐθυμότερος, ἦν μὴ τι αὐτῷ ἢ κεφαλῇ ἀνιώτο. γυναικὶ δὲ χρησάμενος ἄπαξ, ὀξύτερός τ' ἂν εἶη καὶ λελυμένος μᾶλλον· εἰ δὲ πλειστάκις διαπρήξαιτο, σκληρότερος ἂν γένοιτο, καὶ αὐχμηρόν τι ἔχων, καὶ ἀχρούστερός τε καὶ κοπιώδης | μᾶλλον. ἀποπάτους δὲ χρῆ διαχωρέειν τοῖσι ταλαιπωρούουσιν, ἔστ' ἂν ὀλιγοσιτέωσί τε καὶ ὀλιγοποτέωσι, σμικρούς τε καὶ σκληρούς, ἀνὰ δὲ πᾶσαν ἡμέρην· ἦν δὲ διὰ τρίτης, ἢ τετάρτης, ἢ διὰ πλέονος χρόνου διαχωρέῃ, κίνδυνος

## PRORRHETIC II

things are likely to happen in persons following this regimen if they commit these faults. If, again, a person who is being compelled to eat much and to work hard does not eat all his food, or becomes drunk, or does not go for his walk after his main meal, you must be on the lookout for the following. If he does not finish his dinner, but does take his accustomed walk, he will be more attractive in appearance, and sharper and more industrious in his exercises; this person's stools are normally less in amount and more compact. If he eats all his dinner but does not take his walk, he will suffer from belching and flatulence, in physical bulk he will not seem to be less, but he will sweat more than previously during his exertions, be short of breath, and feel heavy. The evacuations of the cavity in such a person will be greater in amount and less viscous. If he neither finishes his meal nor takes his walk, he will be more sluggish and more turgid. If he becomes drunk, he will sweat more than before, be short of breath, and heavier and moister than usual. He will also be more cheerful, unless his head should be distressed in some way. If a man avails himself of a woman once, he will be sharper and more relaxed. If however he does so repeatedly, he will become drier and somewhat parched, and be more pallid and weary. In persons that are subject to exertions, as long as they eat and drink but little, the stools should pass off every day in small amounts and be of firm consistency. If, however, they pass off every other day, every third day, or at even longer intervals, there

ἢ πυρετὸν ἢ διαρροίην ἐπιλαβεῖν. ὅσα δὲ ὑγρότερα ἔστι τῶν διαχωρημάτων ἢ ὥστε ἐκτυποῦσθαι ἐν τῇ διεξόδῳ, ταῦτα δὲ τοῖσι πάντα κακίω. τοῖσι δὲ συχνὰ ἐσθίουσιν ἤδη καὶ πολλὰ ταλαιπωρέουσι τὴν διεξοδὸν χρῆ μαλθακὴν ἐοῦσαν ξηρὴν εἶναι, πλήθος τῶν τε εἰσιόντων κατὰ λόγον <καὶ><sup>1</sup> τῆς ταλαιπωρίας· διαχωρεῖ δὲ ἀπὸ τῶν ἴσων σιτίων τοῖσι μὲν ἐλάχιστα ταλαιπωρέουσι πλείστα, τοῖσι δὲ ταλαιπωρέουσι πλείστα σμικρόν, ἢν ὑγιαίνωσί τε καὶ δικαίως διαιτῶνται· ἄλλα πρὸς ταῦτα συμβάλλεσθαι. αἱ δὲ ὑγρότεραι τῶν διαχωρήσεων καὶ ἄτερ πυρετῶν γινόμεναι, καὶ ἐβδομαῖαι, καὶ θάσσον κρινόμεναι, λυσιτελέες, ἐς ἅπαξ πᾶσαι γινόμεναι, καὶ μὴ ὑποστρέφουσαι· εἰ δ' ἐπιπυρεταῖνοιεν οἱ ἄνθρωποι, ἢ ὑποστρέφουσι αἱ διάρροιαί, εἰ μακρὰ γίνοντο, πάντως πονηραί, εἴ τε χολώδεις εἴησαν, εἴ τε φλεγματώδεις, εἴ τε ὤμαί, καὶ διαιτημάτων τε ἰδίων προσδεόμεναι ἕκασται, καὶ φαρμακευσίων, ἄλλαι ἄλλων.

Οὔρον δὲ χρῆ κατὰ τε τὸ τοῦ πινομένου πλήθος διουρέεσθαι, καὶ ἴσον αἰεὶ καὶ ἀθρόον ὡς μάλιστα, καὶ ῥοπῇ ὀλίγῳ παχύτερον ἢ οἶον ἐπόθη. εἰ δὲ εἴη ὑδατώδης τε καὶ πλείον τοῦ προστασσομένου πίνεσθαι, σημαίνει μὴ πείθεσθαι τὸν ἄνθρωπον, ἀλλὰ πλέονι ποτῶ χρῆσθαι, καὶ<sup>2</sup> οὐ δύνασθαι ἀνατραφῆναι, ἔστ' ἂν τὰ τοιαῦτα ποιέη τὸ οὔρον. εἰ δὲ κατ' ὀλίγον στάζοι<sup>3</sup> τὸ οὔρον, σημαίνει ἢ φαρμακεύσιος δεῖσθαι τὸν ἄνθρωπον, ἢ νόσημά τι τῶν περὶ κύστιν



is a danger that fever or diarrhoea will supervene. Stools that are too liquid to have any form when they are excreted are all very bad for patients. In persons that are already eating frequently and exerting themselves strenuously, the evacuations should be dry but soft, and in quantity proportional to what is ingested and to the person's exertions. From the same amount of food there pass off, in persons exerting themselves least, the greatest quantity, in those exerting themselves most, but a small amount, as long as they are healthy and following a normal regimen. Other cases are to be reckoned according to the same principle. Moister evacuations that occur in the absence of fevers and when the crisis is on the seventh day or sooner are advantageous if they all pass at once and do not recur. If, however, such patients later become febrile, or the diarrhoea returns and stays for a long time, such stools are absolutely malignant, whether they are bilious, or phlegmy, or raw (i.e. uncooked), and each kind requires its own particular regimen, and different ones require different medications.

Urine should be excreted in an amount proportional to what is drunk and always evenly, and as far as possible all at once; it should be slightly thicker than what was drunk. But if the urine passed is watery and greater in quantity than what the person was ordered to drink, this is a sign that the person is not obeying, but that he is taking too much drink, and he cannot be built up as long as he passes urine like this. If the urine drips a little at a time, it shows either that the person needs a medication, or that

---

<sup>1</sup> Littré.      <sup>2</sup> Potter: ἦ I.

<sup>3</sup> Potter: τρίζοι I.

ἔχειν. αἷμα δὲ οὐρῆσαι ὀλιγάκις μὲν καὶ ἄτερ πυρε-  
 τοῦ καὶ ὀδύνης οὐδὲν | κακὸν σημαίνει, ἀλλὰ κόπων  
 λύσις γίνεται· εἰ δὲ πολλάκις οὐρέοι, ἢ τούτων τι  
 προσγίνοιτο, δεινόν· ἀλλὰ προλέγειν, ἦν τε ξὺν  
 ὀδύνη οὐρέηται, ἦν τε ξὺν πυρετῶ, πῦον ἐπιδιουρή-  
 σειν, καὶ οὕτω παύσεσθαι τῶν ἀλγεόντων. παχὺ δὲ  
 οὔρον λευκὴν ὑπόστασιν ἔχον σημαίνει ἢ περὶ  
 τὰ ἄρθρα τινὰ ὀδύνην καὶ ἔπαρσιν <ἢ περὶ τὰ  
 σπλάγχνα· χλωρὴν δέ, καθαρσίην τοῦ σώματος  
 δηλοῖ ἢ περὶ τὰ σπλάγχνα καὶ τούτων ὀδύνην τε καὶ  
 ἔπαρσιν.><sup>1</sup> αἱ δ' ἄλλαι ὑποστάσεις αἱ ἐν τοῖσιν  
 οὔροισι τῶν γυμναζομένων πᾶσαι ἀπὸ τῶν νοσημά-  
 των γίνονται τῶν περὶ τὴν κύστιν· δῆλον δὲ ποιή-  
 σουσι, ξὺν ὀδύνησί τε γὰρ ἔσονται καὶ δυσπαλά-  
 λακτοι.

Καὶ ταῦτα μὲν γράφω περὶ τούτων, καὶ λέγω τοι-  
 αῦτα ἕτερα. ὧν δὲ δι' ἀκρίβειαν κατηγοροῦνται τῶν  
 προρρήσεων, τοῖσι μὲν αὐτῶν αὐτὸς ξυνεγενόμην,  
 τῶν δὲ παισί τε καὶ μαθητῆσιν ἐλεσχηνευσάμην,  
 τῶν δὲ ξυγγράμματα ἔλαβον· ὥστε, εὖ εἰδὼς οἷα  
 ἕκαστος αὐτῶν ἐφρόνει, καὶ τὰς ἀκριβείας οὐδαμῶ  
 εὐρών, ἐπεχείρησα τάδε γράφειν.

5. Περὶ δὲ ὑδρώπων τε καὶ φθισίων, καὶ τῶν  
 ποδαγρῶν, τῶν τε καὶ λαμβανομένων ὑπὸ τῆς ἱερῆς  
 νόσου καλεομένης,<sup>2</sup> τάδε λέγω, κατὰ μὲν τι περὶ  
 πάντων τὸ αὐτό· ᾧ γὰρ ξυγγενές τι<sup>3</sup> τούτων τῶν

<sup>1</sup> H in margin.<sup>2</sup> καλεομένης I above the line.

he has some disease associated with his bladder. To pass blood in the urine a few times without fever or pain is not a bad sign, but rather suggests the resolution of weariness. However, to pass bloody urine frequently or in conjunction with one of the other symptoms is ominous. If micturition is painful or associated with fever, predict that pus will be passed along with the urine, and that this will lead to an end of the suffering. Thick urine with a white deposit indicates there will be some pain and swelling about the joints <or about the inward parts. A yellow-greenish sediment indicates a cleaning of the body or about the inward parts, and pain and swelling in them>. Other sediments in the urines of persons who exert themselves all arise from diseases of the bladder; these conditions reveal themselves clearly, since they will be painful and hard to get rid of.

This is what I intend to write about such matters, keeping for oral presentation other similar points. Concerning those physicians whose predictions are vaunted for their nicety, with some of them I have conversed directly, others I know through having spoken with their children and students, and of others I have acquired the writings, so that, knowing full well what sort of thing each of them was thinking, but still not finding any of the reputed niceties anywhere, I have set to work to give a written account of the matter.

5. About dropsies, consumptions and gouty conditions as well as persons taken by what is called the sacred disease, I say that they all have something in common, namely that in whomever these diseases are to a degree

---

<sup>3</sup> Littré: οἱ γὰρ ξυγγενέσι I.

νουσημάτων, ἔστιν εἰδέναι δυσαπάλλακτον ἔοντα· τὰ δὲ ἄλλα καθ' ἕκαστον γράψω.

22

6. Χρῆ δὲ τὸν ὑπὸ τοῦ ὕδρωπος ἐχόμενον καὶ μέλλοντα περιέσεσθαι εὐσπλαγχνόν τε εἶναι, καὶ ἀνατείνεσθαι κατὰ<sup>1</sup> φύσιν ἅμα πέπτεσθαί τε εὐπετέως, εὐπνοόν τ' ἔοντα ἀνώδυνον εἶναι, καὶ χλιαρὸν ὁμαλῶς πᾶν τὸ σῶμα ἔχειν καὶ μὴ περιτετηκὸς περὶ τὰ ἔσχατα· κρέσσον δὲ ἐπάρματα μᾶλλον ἔχειν ἐν τοῖσιν ἀκρωτηρίοισιν, ἄριστον δὲ μηδὲ ἕτερον τούτων, ἀλλὰ μαλακά τε χρῆ καὶ ἰσχνὰ εἶναι τὰ ἀκρωτήρια· καὶ τὴν γαστέρα μαλθακὴν εἶναι ψανομένην· βῆχα δὲ μὴ προσεῖναι, μηδὲ δύσπν, μηδὲ τὴν γλῶσσαν ἐπιξηραίνεσθαι, ἐν τε τῷ ἄλλῳ χρόνῳ καὶ μετὰ τοὺς ὕπνους, γίνεται δὲ ταῦτα κάρτα· τὰ δὲ σιτία ἠδέως δέχεσθαι, καὶ ἐσθίοντα ἱκανὰ μὴ πονεῖσθαι· τὴν δὲ κοιλίην πρὸς μὲν τὰ φάρμακα ὀξέην εἶναι, τὸν δ' ἄλλον χρόνον διαχωρέειν μαλθακὸν ἐκτετυπωμένον· τὸ δὲ οὖρον φαίνεσθαι περαιούμενον πρὸς τὰ ἐπιτηδεύματα καὶ τῶν οἴνων τὰς μεταβολάς· τὴν δὲ ταλαιπωρίην εὐπετῶς φέρειν, καὶ ἄκοπον εἶναι· ἄριστον μὲν πάντα οὕτω διακείσθαι τὸν ἄνθρωπον, καὶ ἀσφαλέςτατ' ἂν γένοιτο ὑγιής· εἰ δὲ μή, ὡς πλείστα τούτων ἐχέτω, ἐν ἐλπίδι γὰρ ἔσται περιγενέσθαι· ὅς δ' ἂν μηδὲν τούτων ἔχη, ἀλλὰ τὰ ἐναντία, ἀνέλπιστον ἔοντα εἰδέναι· ὅς δ' ἂν τούτων ὀλίγα ἔχη, ἂ φημὶ χρηστὰ εἶναι τῷ ὕδρωπιῶντι προσόντα, ὀλίγαι ἐλπίδες αὐτῷ.

Ἦ δ' ἂν αἰμορραγέῃ πολλὸν ἄνω καὶ κάτω, καὶ

hereditary, you can be sure that they are hard to get rid of. Their other features I shall describe disease by disease.

6. For a person to be attacked by dropsy and go on to survive he must have healthy inward parts, which are both expanded according to nature and at the same time digest favourably, draw his breath easily and without pain, be evenly warm over his whole body, and not be emaciated in the extremities—better than emaciation would be even to have swellings in the extremities, although it would be best to have neither, and that the extremities be soft and without swelling. The belly should be soft to the touch. Cough should not supervene, nor thirst, nor should the tongue become dry at any time, but especially after sleeping; these symptoms are frequent. Foods should be taken with pleasure, and after being eaten in sufficient quantity should not occasion pain. The cavity should be quick when stimulated by a medication, but otherwise pass soft, well-formed stools. The urine passed should appear appropriate to the person's regimen and changes of wine. The patient should bear exertions easily and remain unwearied. The dropsical patient will be in the best position if all these signs are as noted, and will recover with the greatest sureness. If not all, then let as many as possible of them be favourable, for he will have a good chance of recovering. A person with none of the favourable signs, but rather their opposites, you can be sure is hopeless; one with few of the features I list as favourable in dropsy has slight hope.

If a person has a copious haemorrhage both upwards

---

<sup>1</sup> Littré: καὶ I.

24 πυρετὸς ἐπιγένηται, ὕδατος ἐμπλησθῆναι πολλαὶ ἐλπίδες τοῦτον, καὶ τῶν ὑδρώπων οὗτος ὀλιγοχρο-  
νιώτατός τε καὶ ἐν τοῖσιν ἀφυκτοτάτοισιν· ἄλλω  
δὲ προσημαίνει περὶ τούτου. οἷσι δὲ οἰδήματα  
μεγάλα γενόμενα καταμαραίνεται, καὶ αὐθις ἐπαίρε-  
ται, | οὔτοι δὲ μᾶλλον περιγίνονται τῶν ἐκ τῶν αἱμά-  
των τῆς ἀναρρήξιος ἐμπιπρασμένων.<sup>1</sup> ἔξαπατέουσι δὲ  
τοὺς ἀλγέοντας οὔτοι οἱ ὕδρωπες, ὥστε ποιέουσιν  
αὐτοὺς ἀπιστέοντας<sup>2</sup> τοῖσιν ἰατροῖσιν ἀπόλλυσθαι.

7. Περὶ δὲ τῶν φθνόντων κατὰ μὲν τὸ πτύελον  
καὶ τὴν βῆχα ταῦτὰ λέγω ἅπερ περὶ τῶν ἐμπύων  
ἔγραφον. χρὴ γὰρ τὸ πτύελον τῷ μέλλοντι καλῶς  
ἀπαλλάξαι εὐπετέως τε ἀναβήσσεσθαι καὶ εἶναι  
λευκόν, καὶ ὀμαλόν, καὶ ὀμόχρουν, καὶ ἀφλέγμαν-  
τον, τὸ δ' ἀπὸ τῆς κεφαλῆς καταρρέον ἐς τὰς ῥίνας  
τρέπεσθαι· πυρετὸν δὲ μὴ λαμβάνειν, <ἢ τοσοῦτον  
λαμβάνειν,><sup>3</sup> ὥστε τῶν δείπνων μὴ κωλύεσθαι, μηδὲ  
διψῆν· ἢ δὲ γαστήρ ὑποχωρεῖτω πᾶσαν ἡμέρην, καὶ  
τὸ ὑποχωρεῖον ἔστω σκληρόν, πλήθος δὲ κατὰ τὰ  
εἰσιόντα· τὸν δὲ ἄνθρωπον ὡς ἥκιστα λεπτὸν εἶναι·  
τὸ δὲ στῆθος ἐπαινεῖν χρὴ τετράγωνόν γε εἶναι καὶ  
λάσιον, καὶ ὁ χόνδρος αὐτοῦ μικρὸς ἔστω καὶ  
σεσαρκωμένος ἰσχυρῶς. ὅστις μὲν γὰρ ταῦτα  
πάντα ἔχει, περιεστικώτατος γίνεται· ὅς δ' ἂν μηδὲν  
τούτων ἔχη, ὀλεθριώτατος.

Ὅσοι δ' ἂν ἔμπυοι γένωνται, νέοι εἶντες, ἐξ ἀπο-

<sup>1</sup> I: -πιπρασμένων H.

<sup>2</sup> H<sup>2</sup>: ἀπίοντας I. <sup>3</sup> H in margin.

## PRORRHETIC II

and downwards, and fever supervenes, the chances are great that he will become filled with water, and this is the most short-lived of dropsies and among the most inescapable; foretell this to someone else who is present. Persons in whom great swellings form, and then dry up, and then swell up again, are more likely to survive than those who become febrile<sup>a</sup> from a haemorrhage upwards. The latter dropsies deceive patients, so that they lose faith<sup>b</sup> in their physicians, and thus perish.

7. In consumptive patients, with regard to the sputum and cough I have the same to say as I wrote with regard to internal suppuration: namely, that for those who are going to come off well it must be coughed up easily, and be white, uniform in consistency and colour, and without phlegm; and what flows down from the head should be directed to the nostrils.<sup>c</sup> No fever should be present, <or only so little as> not to hinder the patient from taking his meals; nor should there be thirst. The belly should evacuate downwards every day, and the stools should be firm and in proportion to the amount of food ingested. The person should be as little thin as possible: you must commend a chest that is square and covered with hair, and its cartilage (xiphisternum) should be small and well covered with flesh. Now whoever has all of these signs is most likely to survive, who has none of them, most likely to die.

Those who begin to suppurate internally while still

<sup>a</sup> Or, with the reading of H, "who become hydroptic".

<sup>b</sup> For Foes and Grimm this loss of faith results in the patients deserting their physicians, while Littré and Fuchs ascribe fatal disobedience to the patients.

<sup>c</sup> Cf. *Glands* 13.

σκήψιος, ἢ σύριγγος, ἢ ἀπ' ἄλλου τινὸς τῶν τοιούτων, ἢ ἐκ παλιδρομίας ἀποστάσιος, οὐ περιγίνονται, ἢν μὴ πολλὰ κάρτα αὐτοῖσιν ἐπιγένηται τῶν ἀγαθῶν σημείων. ἀπόλλυνται δὲ οἱ ἄνθρωποι οὗτοι ἐς τὸ φθινόπωρον. (ἰσχυρῶς δὲ καὶ ἐκ τῶν ἄλλων νοσημάτων μακρῶν ἐς τὴν ὥρην ταύτην τελευτῶσιν οἱ πλείστοι.) τῶν δ' ἄλλων ἤκιστα περιγίνονται αἱ τε παρθένοι καὶ αἱ γυναῖκες, ἧσιν ἀπολήψει ἐπιμηνίων ἢ φθίσις γένηται. εἰ δὲ μέλλοι τις περιέσεσθαι τῶν παρθένων ἢ τῶν γυναικῶν, τῶν τε ἄλλων σημείων τῶν [τε]<sup>1</sup> ἀγαθῶν δεῖ πολλὰ ἐπιγενέσθαι καὶ τὰ ἐπιμήνια λαμπρῶς τε καὶ καθαρῶς ἐπιφαίνεσθαι, ἢ οὐδεμία ἐλπίς. οἱ δὲ ἐκ τῶν αἱμάτων τῆς |

26 ἀναρρήξιος ἔμπνοι γινόμενοι τῶν τε ἀνδρῶν καὶ τῶν γυναικῶν καὶ τῶν παρθένων περιγίνονται μὲν οὐχ ἧσσον, τὰ δὲ σημεία χρηρῆ πάντα ἀναλογισάμενον τά γε περὶ τῶν ἐμπύων καὶ τῶν φθινόντων προλέγειν τόν τε περιεσόμενον καὶ τὸν ἀπολούμενον. μάλιστα δὲ περιγίνονται ἐκ τῶν τοῦ αἵματος ἀναρρήξεων οἷσιν ἂν ἀλγήματα ὑπάρχη μελαγχολικὰ ἔν τε τῷ νώτῳ καὶ ἐν τῷ στήθει, καὶ μετὰ τὴν ἀνάρρηξιν ἀνωδυνώτεροι γένωνται βῆχές τε γὰρ οὐ κάρτα ἐπιγίνονται, καὶ πυρετοὶ οὐ<sup>2</sup> πλείστοι διατελέουσιν ἔόντες, <καὶ><sup>3</sup> δίψαν εὐπετέως φέρουσιν·<sup>4</sup> ὑποστροφαὶ δὲ τῆς ἀναρρήξιος μάλιστα γίνονται τούτοισιν, εἰ μὴ ἀποστάσιες ἐπιγένωνται ἄριστα δὲ τῶν ἀποστασίων αἱ αἱματηρόταται. ὀκόσοισι δὲ ἐν τοῖσι στήθεσιν ἀλγήματα ἔνεστι, καὶ διὰ χρόνον λεπτύ-



young—either from a determination of humours, or from a fistulous sore or anything else like that, or from a relapsing apostasis—do not survive unless a good many of the favourable signs appear in them; such persons perish towards fall. (From the other chronic diseases, too, it is mainly towards that season that most patients die.) Of the others, the least likely to live are the girls and women in whom the consumption arose along with a cessation of their menses; if any of the girls or women is going to survive, many of the other favourable signs must be present, and the menses must reappear vigorous and pure-flowing; otherwise, there is no hope. Those who suppurate internally as the result of a haemorrhage upwards—men, women and girls—are no less likely to survive: you should consider all the signs important in internal suppuration and consumption, to predict who will survive or succumb. When the condition has arisen from haemorrhaging upwards, the most likely to survive are persons who have melancholic pains in the back and chest and after the haemorrhage are freed from their pains. For they are not subject to excessive coughing, their fevers do not in most cases persist, and they bear their thirst easily. These patients usually have a recurrence of the haemorrhage, unless apostases take place; the best apostases are those with the most blood. Persons with pains in their chest,

---

<sup>1</sup> Del. Kühn.

<sup>2</sup> Littré: *oi* I.

<sup>3</sup> H.

<sup>4</sup> Recc.: *-ροντες* I.

νονταί τε καὶ βήσσουσι, καὶ δύσπνοιαι γίνονται, οὔτε πυρετῶν ἐπιλαμβανόντων, οὔτε ἐκπνημάτων ἐπιγινομένων, τούτους ἐπανερέσθαι, ὁκόταν βήσσωσί τε καὶ δύσπνοιοι ἕωσιν, εἰ<sup>1</sup> ξυνεστραμμένον τι καὶ μικρόν, ὁδμὴν ἔχον, ἐκβήσσουσιν.

8. Περὶ δὲ ποδαγρώντων τάδε· ὅσοι μὲν γέροντες ἢ περὶ τοῖσιν ἄρθροισιν ἐπιπωρώματα ἔχουσιν, ἢ τρόπον ἀταλαίπωρον<sup>2</sup> ζῶσι κοιλίας ξηρὰς ἔχοντες, οὔτοι μὲν πάντες ἀδύνατοι ὑγιᾶς γίνεσθαι ἀνθρωπίνῃ τέχνῃ, ὅσον ἐγὼ οἶδα· ἰῶνται δὲ τούτους ἄριστα | μὲν δυσεντερίαι, ἣν ἐπιγένωνται, ἀτὰρ καὶ ἄλλαι ἐκτῆξιες ὠφελέουσιν κάρτα αἰ ἐς τὰ κάτω χωρία ῥέπουσαι. ὅστις δὲ νέος ἐστὶ καὶ ἀμφὶ τοῖσιν ἄρθροισιν οὔπω ἐπιπωρώματα ἔχει καὶ τὸν τρόπον ἐστὶν ἐπιμελής τε καὶ φιλόπονος καὶ κοιλίας ἀγαθὰς ἔχων ὑπακούειν πρὸς τὰ ἐπιτηδεύματα, οὔτος δὲ ἰητροῦ γνώμην ἔχοντος ἐπιτυχὼν ὑγιᾶς ἂν γένοιτο.

9. Τῶν δ' ὑπὸ τῆς ἱερῆς νόσου λαμβανομένων χαλεπώτατοι μὲν ἐξίστασθαι, ὁκόσοισιν ἂν ἀπὸ παιδὸς ξυμβήσῃται καὶ συνανδρωθῇ τὸ νόσημα· ἔπειτα δὲ ὅσοισιν ἂν γένηται ἐν ἀκμάζοντι τῷ σώματι τῆς ἡλικίης (εἴη δ' ἂν ἀπὸ εἴκοσι καὶ πέντε ἐτέων ἐς πέντε καὶ τεσσαράκοντα ἔτεα)· μετὰ δὲ τούτους, ὅσοις ἂν γένηται τὸ νόσημα μηδὲν προσημαῖνον, ὁκόθεν ἄρχεται τοῦ σώματος. οἷσι δὲ ἀπὸ τῆς κεφαλῆς δοκέει ἄρχεσθαι, ἢ ἀπὸ τοῦ πλευροῦ, ἢ ἀπὸ τῆς χειρός, ἢ τοῦ ποδός, εὐπετέστερα ἰᾶσθαι· διαφέρει γὰρ καὶ ταῦτα· τὰ γὰρ ἀπὸ τῆς κεφαλῆς

who over time become thin and begin to cough, and who suffer from dyspnoea, but who have neither fevers nor suppurations, you must ask whether, when they are coughing and suffering from dyspnoea, they cough up little congealed clots that give off a smell.

8. As for patients with gout, those who are old, or who have concretions about the joints, or who live a life without exertions and are constipated, are all incurable by the human art, as far as I know, but are best cured by dysentery, if it should occur; also other attenuations which incline towards the lower parts are very helpful.<sup>a</sup> Anyone, on the other hand, who is young and does not yet have concretions about his joints, who is careful about his way of life and enjoys exertion, and whose bowels respond well to his regimen, if he chances upon a physician that has understanding, will recover.

9. Of patients seized by the sacred disease, the ones who have the most difficulty to escape are those whom the disease has accompanied from their childhood and has grown up along with them; next, those in whom the disease occurs as their body reached the fullness of age (that would be from twenty-five to forty-five years); after them, persons in whom the disease occurs without giving any indications from which part of the body it is originating. Those in whom the disease seems to begin from the person's head or side, or from his hand or foot, are more easily treated. But these cases differ too, for those where the disease begins from the head are the most difficult,

<sup>a</sup> Cf. ch. 9 below.

<sup>1</sup> Littré: καὶ I: ἦ H<sup>2</sup>.

<sup>2</sup> Littré: ταλαί- I.

τούτων χαλεπώτατα· ἔπειτα τὰ ἀπὸ πλευροῦ· τὰ δὲ ἀπὸ τῶν χειρῶν τε καὶ ποδῶν μάλιστα οἶά τε ἐξυγαίνεσθαι. ἐπιχειρέειν δὲ χρὴ τούτοισι τὸν ἰητρὸν, εἰδότα τὸν τρόπον τῆς ἰήσιος, ἣν ἔωσιν οἱ ἄνθρωποι νέοι τε καὶ φιλόπονοι· πλὴν ὅσον αἱ φρένες τι κακὸν ἔχουσιν, ἢ εἴ τις ἀπόπληκτος γέγονεν· αἱ γὰρ μελαγχολικαὶ αὐταὶ ἐκστάσεις οὐ λυσιτελέες· αἱ δὲ ἄλλαι αἱ εἰς τὰ κάτω τρεπόμεναι πᾶσαι ἀγαθαί· ἄρισται δὲ καὶ ἐνταῦθα πολλῶ αἱ αἱματηρόταται. ὀπίσσοι δὲ γέροντες ἤρξαντο λαμβάνεσθαι, ἀποθνήσκουσί τε μάλιστα, καὶ ἦν μὴ ἀπόλωνται, τάχιστα ἀπαλλάσσονται ὑπὸ τοῦ αὐτομάτου, ὑπὸ δὲ τῶν ἰητρῶν ἥκιστα ὠφελέονται.

30 10. Οἷσι δὲ τῶν παιδίων ἐξαπίνης οἱ ὀφθαλμοὶ διεστράφησαν, ἢ μεῖζόν τι κακὸν ἔπαθον, ἢ φύματα ὑπὸ τὸν αὐχένα ἐφύη, ἢ ἰσχυροφωνότεροι ἐγένοντο, ἢ βῆχες ξηραὶ χρόνιοι προσέχουσιν, ἢ ἐς τὴν γαστέρα μεῖζοσι γενομένοισιν ὀδύνη φοιτᾶ, καὶ οὐκ ἐκταράσσεται, ἢ ἐν τοῖσι πλευροῖσι διαστρέμματα ἔχουσιν ἢ φλέβας παχείας περὶ τὴν γαστέρα κισώδεας, ἢ ἐπίπλοον καταβαίνει, ἢ ὄρχις μέγας γένοινεν, ἢ χεὶρ λεπτή καὶ ἀκρατής, ἢ πούς, ἢ κνήμη ξύμπασα ἐχλωλώθη, ἄτερ προφάσιος ἄλλης, τούτοισι πᾶσιν εἰδέναί ὅτι ἡ νοῦσος προεγένετο πρὸ τούτων ἀπάντων, καὶ οἱ μὲν πλείστοι τῶν τρεφόντων τὰ παιδία ἐρωτώμενοι ὁμολογήσουσι, τοὺς δὲ καὶ λανθάνει καὶ οὐ φασιν εἰδέναί τοιοῦτον οὐδὲν γενόμενον.

11. Τὸν δὲ περὶ τῶν ἐλκείων μέλλοντα γνώσε-

## PRORRHETIC II

and then those where it begins from the side, whereas cases where it begins from both the hands and feet are the most possible to cure completely. The physician, if he knows the method of treatment, must take these cases on if the persons are young and active, unless their mind has some defect, or the patient is paralysed. Evacuations of dark bile in these patients are not advantageous, but all other movements that turn towards the lower parts are favourable; and best by far in that direction are ones that contain the most blood. Persons that have begun to be attacked by the disease in old age<sup>a</sup> generally succumb, but if they do not die, they recover spontaneously in a very short time, and are least benefited by physicians.

10. Children in whom the eyes suddenly look awry, or who suffer some serious accident, or in whom tubercles grow along the neck, or who become weaker in their speech, or in whom a chronic dry cough sets in, or who as they get older suffer a pain shooting to the belly unaccompanied by a motion of the bowels, or who have distortions (cramps<sup>2</sup>) in their sides, or wide varicose veins about the belly, or in whom the omentum descends or a testicle becomes large, or a hand becomes wasted and powerless, or a foot, or the whole lower leg becomes lame without any other cause—in all these instances, then, you can be sure that epilepsy was present before all of these events. Most of those who are caring for these children, if asked, will confirm this, but others it escapes, and they say they are unaware of any such thing having occurred.

11. A person who wants to know about ulcers, how

<sup>a</sup> Cf. ch. 8 above.

σθαι, ὅκως ἕκαστα τελευτήσει, πρῶτον μὲν χρῆ τὰ εἶδεα τῶν ἀνθρώπων ἐξεπίστασθαι, τὰ δὲ ἀμείνω πρὸς τὰ ἔλκεα καὶ τὰ κακίω· ἔπειτα τὰς ἡλικίας εἰδέναι, ὁποίησιν ἕκαστα τῶν ἐλκείων δυσπαλλάκτα γίνεται· τὰ τε χωρία ἐπεσκέφθαι τὰ ἐν τοῖσι σώμασιν, ὅσον διαφέρει θάτερα θατέρων· τὰ τε ἄλλα ὁκοῖα ἐφ' ἐκάστοισιν ἐπιγίνεται ἀγαθὰ τε καὶ κακὰ εἰδέναι. εἰδὼς μὲν γὰρ ἂν τις ταῦτα πάντα εἰδῆ ἂν καὶ ὅπως ἕκαστα ἀποβήσεται· μὴ εἰδὼς δὲ ταῦτα, οὐκ ἂν εἰδῆ ὅπως αἱ τελευταὶ ἔσονται ἀμφὶ τῶν ἐλκείων.

Εἶδεα μὲν γὰρ ἀγαθὰ ἐστὶ τὰ τοιάδε· ἐλαφρὰ καὶ ξύμμετρα, καὶ εὐσπλαγχνα, καὶ μήτε σαρκώδεα ἰσχυρῶς μήτε σκληρά· κατὰ δὲ χρῶμα ἔστω λευκόν, ἢ μέλαν, ἢ ἐρυθρόν· ταῦτα γὰρ πάντα ἀγαθὰ ἄκρητα ἐόντα· εἰ δ' εἴη μιξόχλωρον, ἢ χλωρόν, ἢ πελιδνὸν τὸ χρῶμα, κάκιον γίνεται. Τὰ δὲ εἶδεα ὅσα ἂν τοῖσι προγεγραμμένοισι τὰναντία πεφύκη, εἰδέναι χρῆ κακίω ἐόντα. Περὶ δὲ ἡλικιῶν, φύματα μὲν 32 ἔμπυα [γίνεται]<sup>1</sup> καὶ τὰ | χοιρώδεα, ταῦτα πλείστα τὰ παιδία<sup>2</sup> ἰσχυοσι, καὶ ῥᾶστα ἐξ αὐτῶν ἀπαλλάσσει· τοῖσι δὲ γεραιτέροισί τε τῶν παιδίων καὶ νεηνίσκοισι φύεται μὲν ἐλάσσω, χαλεπώτερον δὲ ἐξ αὐτῶν ἀπαλλάσσουσι. Τοῖσι δὲ ἀνδράσι τὰ μὲν τοιαῦτα φύματα οὐ κάρτα ἐπιγίνεται· τὰ δὲ κηρία δεινά, καὶ οἱ κρυπτοὶ καρκῖνοι οἱ ὑποβρύχιοι, καὶ οἱ ἐκ τῶν ἐπινυκτίδων ἔρπητες, ἔστ' ἂν ἐξήκοντα ἔτεα συχνῶ ὑπερβάλλωσι. Τοῖσι δὲ γέρουσι τῶν μὲν τοιοντοτρόπων φυμάτων οὐδὲν ἐπιγίνεται· οἱ δὲ

each will end, must first recognize clearly the different types of human beings, those better off with regard to ulcers, and those worse off. Then he must know in which ages each of the ulcers are difficult to cure, he must observe how the parts of the body differ from one another, and he must know which other evil and good things follow upon each. For if a person knows all these things, he will also know how each case will turn out, whereas if he does not, he will not know how the ulcers will end.

Now the following kinds of patients are better off: one who is nimble and well-proportioned, who has healthy inward parts, and who is neither too fleshy nor too thin; in colour he should be light, dark or ruddy—for all these are good as long as they are not mixed; but if he is yellowish, or yellow-green or livid in colour, it is rather bad. Kinds of patients who are the opposite of the ones just noted, you must know to be worse off. As far as the ages of life are concerned, it is mostly children who have pustular and scrofulous tubercles, and they get rid of them very easily. In older children and in young people these ulcers arise less, but patients also get rid of them with greater difficulty. In adults such tubercles are not very likely to occur, but rather malignant cysts, hidden deep-seated cancers, and shingles that arise from epinyctides<sup>a</sup>; this continues until they are well beyond the sixtieth year. In old persons, none of the former type of tubercles occur,

<sup>a</sup> A pustule rising in the night and disappearing in the morning; also, any pustule that is more painful at night.

<sup>1</sup> Del. Littré.

<sup>2</sup> Littré: τῶν παιδίων I.

καρκῖνοι οἱ κρυπτοὶ καὶ οἱ ἀκρόπαθοι γίνονται, καὶ ξυναποθνήσκουσιν. Τῶν δὲ χωρίων μασχάλαι δυσσητότεραι, καὶ κενεῶνές τε καὶ μηροῖ· ὑποστάσιές τε γὰρ ἐν αὐτοῖσι γίνονται καὶ ὑποστροφαί. Τῶν δὲ περὶ ἄρθρα ἐπικινδυνότατοι οἱ μεγάλοι δάκτυλοι, καὶ μᾶλλον οἱ τῶν ποδῶν. (οἷσι δὲ τῆς γλώττης ἐν τῷ πλαγίῳ ἔλκος γίνεται πολυχρόνιον, καταμαθεῖν τῶν ὀδόντων ἦν τις ὀξὺς τῶν κατ' αὐτό.)

12. Τὰ δὲ τρώματα θανατωδέστερα μὲν τὰ ἐς τὰς φλέβας τὰς παχείας τὰς ἐν τῷ τραχήλῳ τε καὶ τοῖς βουβῶσιν, ἔπειτα εἰς τὸν ἐγκέφαλον καὶ ἐς τὸ ἦπαρ, ἔπειτα τὰ ἐς ἔντερον καὶ τὰ ἐς κύστιν. ἔστι δὲ πάντα ταῦτα, ὀλέθρια ἔοντα ἰσχυρῶς, οὐχ οὕτως ἄφυκτα ὡς δοκέει· τά τε γὰρ χωρία ὀνόματα ἔχοντα ταῦτὰ μέγα διαφέρει, καὶ οἱ αὐτοὶ τρόποι. Πολὺ δὲ διαφέρει τοῦ αὐτοῦ ἀνθρώπου τοῦ σώματος ἢ παρασκευῆ· ἔστι μὲν γὰρ ὅτε οὐτ' ἂν πυρετῆναιεν οὐτε φλεγμῆναιε τρωθείς· ἔστι δ' ὅτε καὶ ἄνευ προφάσιος ἐπυρέτηνεν | ἄν, καὶ φλεγμανθείη τι τοῦ σώματος πάντως. ἀλλ' ὅτε<sup>1</sup> ἔλκος ἔχων <μῆ><sup>2</sup> παραφρονέει εὐπετέως τε φέρει τὸ τρώμα, ἐγχειρέειν χρὴ τῷ τρώματι ὡς ἀποβησομένῳ κατὰ λόγον τῆς ἰητρείης τε καὶ τῶν ἐπιγινομένων. ἀποθνήσκουσι μὲν γὰρ οἱ ἄνθρωποι ὑπὸ τρωμάτων παντοίων· πολλαὶ μὲν γὰρ φλέβες εἰσὶ καὶ λεπταὶ καὶ παχεῖαι, αἵτινες αἰμορραγοῦσαι ἀποκτείνουσιν, ἦν αὐτῷ τύχῳσιν ὀργῶσαι, ἅς ἐν ἐτέρῳ καιρῷ διακόπτοντες ὠφελέουσι τὰ

<sup>1</sup> Littré after Cornarius' *at quando*: ἀλλ' ἦν ὁ τε I.



but hidden and superficial cancers arise, and remain with them until they die. Of the parts of the body, the axilla is rather difficult to treat, as are the flanks and the thighs, for abscesses occur in them, and there are relapses. Of the members affected with ulcers, the most dangerous are the thumbs and the great toes, especially the latter. (In cases where a chronic ulcer forms at the edge of the tongue, find out whether one of the teeth on that side is sharp.)

12. The more deadly wounds are those to the wide vessels of the neck and the groins, then to the brain and the liver, and then to the intestine and the bladder. Still, all these are, while extremely dangerous, not so inescapable as they might seem, for the particular parts, though each bearing a common name,<sup>a</sup> differ greatly, and so do the same kinds of wounds. There are considerable differences, too, in the physical constitution of the body of even the same person; for sometimes he will not have a fever and inflammation on being wounded, while at another time he has a fever without any obvious cause, and some part of the body becomes completely inflamed. Now when a person with an ulcer is not delirious and he bears the wound easily, you must attempt to remove the wound according to the principles of the medical art, adjusted to the particular circumstances. People die as the result of every kind of wound; for many are the vessels, both narrow and wide, which by haemorrhaging kill, if in the particular person they happen to be swollen; if the same vessels were incised at another time, it would

---

<sup>a</sup> Each brain, for example, is called "brain", suggesting that all brains behave in the same way.

<sup>2</sup> Littré.

σώματα. πολλὰ δὲ τῶν τραυμάτων ἐν χωρίοισι τε εἶναι εὐήθεσι καὶ οὐδέν τι δεινὰ φαινόμενα, οὕτως ὠδύνησεν ἢ πληγὴ ὥστε μὴ δύνασθαι ἀναπνεῦσαι· ἄλλοι δὲ ὑπὸ τῆς ὀδύνης τοῦ τρώματος οὐδὲν δὴ τι δεινοῦ ἑόντος, τὸ μὲν πνεῦμα ἀνῆνεγκαν, παραφρόνησαν δὲ καὶ πυρετήναντες ἀπέθανον· ὅσοι γὰρ ἂν ἢ τὸ σῶμα πυρετώδες ἔχωσιν ἢ τὰς γνώμας θορυβώδεας, τὰ τοιαῦτα πάσχουσιν. ἀλλὰ χρὴ μῆτε ταῦτα θαυμάζειν, μῆτε ὀρρωδέειν κείνα, εἰδότα ὅτι αἱ ψυχαί τε καὶ τὰ σώματα πλείστον διαφέρουσιν αἱ τῶν ἀνθρώπων, καὶ δύναμιν ἔχουσι μεγίστην. ὅσα μὲν οὖν τῶν τραυμάτων καιροῦ ἔτυχεν, ἢ σώματος τε καὶ γνώμης τοιαύτης, ἢ ὀργῶντος οὕτω τοῦ σώματος, ἢ μέγεθος τοσαῦτα ἦν ὥστε μὴ δύνασθαι καταστῆναι τὸν ἄνθρωπον ἴεις τὴν ἴησιν καταφρονέοντα, ἢ τοῖσι μὲν ἐξίστασθαι χρὴ ὅποια ἂν ἦ, πλὴν τῶν ἐφημέρων λειποθυμιῶν· τοῖσι δ' ἄλλοισι πᾶσιν ἐπιχειρέειν, νεοτρότοισιν ἐοῦσιν, ὡς ἂν τοὺς τε πυρετοὺς διαφεύγωσιν οἱ ἄνθρωποι καὶ τὰς αἰμορραγίας τε καὶ τὰς νομὰς περιεσόμενοι.<sup>1</sup> ἀτρεκέστατα δὲ καὶ ἐπὶ πλείστον χρόνον τὰς φυλακὰς αἰεὶ τῶν δεινοτάτων ποιέεσθαι· καὶ γὰρ δίκαιον οὕτως.

13. Αἱ δὲ νομαὶ θανατωδέσταται μὲν ὧν αἱ σηπεδόνες βαθύταται, καὶ μελάνταται, καὶ ξηρόταται· πονηραὶ δὲ καὶ ἐπικίνδυνοι ὅσαι μέλανα ἰχώρα ἀναδιδούσιν· αἱ δὲ λευκαὶ καὶ μυξώδεες τῶν σηπεδόνων ἀποκτείνουσι μὲν ἦσσον, ὑποστρέφουσι δὲ μᾶλλον,

benefit the body. In many wounds that are apparently not at all serious and in easily-treated places, the blow has provoked so much pain that the person became unable to breathe. Others, from the pain of a wound that was not at all serious, had no difficulty in breathing, but became delirious and died in fever; for all who have either a feverish body or a disturbed mind suffer such things. But you should neither be surprised by the latter nor dread the former, being aware that the minds and the bodies of people differ very greatly, and that these differences have great consequences. Now whenever wounds reach a danger point, when body and mind are in this condition, or if the body is inflamed in the way mentioned, or if in magnitude the wound is such that the person cannot recover. . . , these you must abandon as they are, except for cases of ephemeral fainting spells. All the others, though, you must take on when they are newly wounded, so that these persons escape from any fevers, haemorrhages, or spreading ulcers, and survive. Always let your measures against the most dangerous conditions be most precise and most extended, for this is as it should be.

13. Of spreading ulcers, most deadly are those whose suppurations are deepest, darkest and driest; those which produce a dark serum are troublesome and precarious, whereas white and phlegmy suppurations kill less, but

---

<sup>1</sup> Ermerins after Opsopoeus in note: -*σομένων* I.

καὶ χρονιώτεραι γίνονται. οἱ δ' ἔρπητες ἀκινδυνότατοι πάντων ἐλκῶν ὅσα νέμεται, δυσαπάλλακτοι δὲ μάλιστα, κατὰ γε τοὺς κρυπτοὺς καρκίνους. ἐπὶ πᾶσι δὲ τοῖσι τοιούτοισι πυρετόν τε ἐπιγενέσθαι ξυμφέρει μίην ἡμέρην καὶ πῦον ὡς λευκότατον καὶ παχύτατον· λυσιτελεῖ δὲ καὶ σφακελισμὸς νεύρου, ἢ ὀστέου, ἢ καὶ ἀμφοῖν, ἐπὶ γε τῆσι βαθείησι σηπεδόσι καὶ μελαίνησι· πῦον γὰρ ἐν τοῖσι σφακελισμοῖσι ρεῖ πολὺ καὶ λυεῖ τὰς σηπεδόνας.

14. Τῶν δὲ ἐν τῇ κεφαλῇ τρωμάτων θανατωδέστατα μὲν τὰ ἐς τὸν ἐγκέφαλον, ὡς καὶ προγέγραπται· δεινὰ δὲ καὶ τὰ τοιαῦτα πάντα, ὀστέον ψιλὸν μέγα, ὀστέον ἐμπεφλασμένον,<sup>1</sup> ὀστέον κατερρωγός· εἰ | δὲ καὶ τὸ στόμα τοῦ ἔλκεος σμικρὸν εἴη, ἢ δὲ ῥωγμὴ τοῦ ὀστέου ἐπὶ πολὺ παρατείνωι,<sup>2</sup> ἐπικινδυνότερόν ἐστι· ταῦτα δὲ πάντα δεινότερα γίνεται καὶ κατὰ ῥαφήν τε ὄντα, καὶ τῶν χωρίων αἰεὶ τὰ ἐν τοῖσιν ἀνωτάτω τῆς κεφαλῆς.

Πυνθάνεσθαι δὲ χρὴ ἐπὶ πᾶσι τοῖσιν ἀξίους λόγου τρώμασιν, ἣν ἔτι νεότρωτοι αἱ πληγαὶ ἔωσιν, εἰ βλήματα εἴη, ἢ κατέπεσεν ὄνθρωπος, ἢ εἰ ἐκαρώθη· ἦν γάρ τι τούτων ἢ γεγονός, φυλακῆς πλείονος δεῖται, ὡς τοῦ ἐγκεφάλου ἐσακούσαντος τοῦ τρώματος. εἰ δὲ μὴ νεότρωτος εἴη, ἐς τᾶλλα σημεῖα σκέπτεσθαι καὶ βουλεύεσθαι. ἄριστον μὲν οὖν μήτε πυρετῆναι μηδαμᾶ τὸν τὸ ἔλκος ἔχοντα ἐν τῇ κεφαλῇ, μήθ' αἷμα ἐπαναρραγῆναι αὐτῷ, μήτε φλεγμονὴν μηδεμίην ἢ ὀδύνην ἐπιγενέσθαι· εἰ δέ τι

tend more to relapse, and become very chronic. Shingles are the least dangerous of all spreading lesions, but especially difficult to get rid of, like hidden cancers. It is advantageous in all such cases for fever to come on for a day, and for the pus to be very thick and white. Also of benefit is for a cord or a bone or both to form a sphacelus, at least in the case of deep suppurations and dark ones; for the pus in sphaceli flows copiously, and resolves such suppurations.

14. Of head wounds the most deadly are, as has been said above, those that reach the brain. But the following are all dangerous too: where the bone has a large bare area; where the bone is indented; and where the bone is comminuted; also it is very dangerous if the opening of the wound is small, but the fracture in the bone extends far. These lesions all become even more dangerous when they are over a suture, and whenever they occur in areas at the crown of the head.

In all cases of wounds worth mentioning you must find out whether the wounds are still fresh, whether shots were involved, whether the person fell down, and whether he became stupefied. For if one of these be the case, the person requires more watching, since the brain has felt the effect of the wound. If the wound is not fresh, you must look to other signs for your deliberations. Now best would be if the person with the wound in his head had no fever at all, nor any subsequent haemorrhage, nor any supervening inflammation or pain. If one of these

---

<sup>1</sup> Opsopoeus: -πεπλασ- I.

<sup>2</sup> Littré after Foes' *fissura longe pertingat*: -μείνοι I.

τούτων ἐπιφαίνοιτο, ἐν ἀρχῆσί τε γίνεσθαι ἀσφαλίστατον, καὶ ὀλίγον χρόνον παραμένειν. ξυμφέρει δὲ ἐν τῆσιν ὀδύνησι καὶ τὰς φλεγμονὰς τὰς ἐπὶ τοῖσιν ἔλκεσιν ἐπιγίνεσθαι, τῆσι δ' αἰμορραγίησι πῦον ἐπὶ τῆσι φλεψὶ φαίνεσθαι.

Τοῖσι δὲ πυρετοῖσιν ἃ ἐν τοῖσιν ὀξέσι νοσήμασιν ἔγραψα ξυμφέρειν ἐπὶ τούτοισι γενέσθαι, ταῦτα καὶ ἐνθάδε λέγω ἀγαθὰ εἶναι, τὰ δ' ἐναντία κακά. ἄρξασθαι δε πυρετὸν ἐπὶ κεφαλῆς τρώσει τεταρταίῳ, ἢ ἑβδομαίῳ, ἢ ἑνδεκαταίῳ, θανατῶδες μάλα. κρίνεται δὲ τοῖσι πλείστοισιν, ἣν μὲν τεταρταίου ἑόντος τοῦ ἔλκεος πυρετὸς ἄρξεται, ἐς τὴν ἑνδεκάτην· ἣν δ' 40 ἑβδομαίος ἔων πυρετήνη ἐς τὴν | τεσσαρεσκαδεκάτην ἢ ἑπτακαδεκάτην· ἣν δὲ τῆ ἑνδεκάτῃ ἄρξεται πυρεταίνειν, ἐς τὴν εἰκοστήν, ὡς ἐν τοῖσι πυρετοῖσι διαγέγραπται τοῖς ἄνευ προφάσεων ἐμφανέων γινόμενοισι. τῆσι δ' ἀρχῆσι τῶν πυρετῶν ἣν τε παραφροσύνη ἐπιγένηται, ἣν τε ἀπόπληξις τῶν μελέων τινός, εἶδέναι τὸν ἄνθρωπον ἀπολλύμενον, ἣν μὲν παντάπασιν ἢ τῶν καλλίστων τι σημεῖον ἐπιγένηται, ἢ σώματος ἀρετὴ ὑπόκειται. [ἀλλ' ὑποσκέπτέσθω τὸν τρόπον τῷ ἀνθρώπῳ.]<sup>1</sup> ἔτι γὰρ αὕτη ἡ ἐλπίς γίνεται σωτηρίας· χωλὸν δὲ γενέσθαι τὸ ἄρθρον ἐς ὃ ἀπεστήριξεν, ἀναγκαῖόν ἐστιν, ἣν ἄρα καὶ περιγένηται ὁ ἄνθρωπος.

15. Τὰ δὲ τρώματα τὰ ἐν τοῖσιν ἄρθροισι μεγάλα μὲν ὄντα καὶ τελέως ἀποκόπτοντα τὰ νεῦρα τὰ συνέχοντα, εὐδηλον ὅτι χωλοὺς ἀποδείξει. εἰ δὲ ἐνδοια-

signs does appear, it is least dangerous if this is at the beginning, and lasts only a short time. If pains are present, it is better for inflammations too to supervene in the lesions, and in haemorrhages for pus to appear in the vessels.

As for the signs that I have described as being beneficial when fevers occur in acute diseases, these I hold to be good here, too, and the opposite conditions bad. For a fever to begin in head wounds on the fourth, seventh, or eleventh day is especially deadly. The crisis occurs in most cases, if the fever began on the fourth day after the wound, towards the eleventh day; if the person became febrile on the seventh day, towards the fourteenth or seventeenth; if the person first had fever on the eleventh day, then towards the twentieth day, just as was described for fevers arising without visible causes. If derangement of the mind or paralysis of some limb is present at the beginning of the fevers, know that the person will die for certain unless either one of the most favourable signs appears or particular strength of body is present [but he must examine the particular form in the person], for there is still this hope of salvation. If the person does survive, it is inevitable for the joint in which the disease became fixed to become lame.

15. Wounds to the joints, if they are major and completely sever the cords that are holding the joint together, will clearly result in lameness. If there is doubt about the

---

<sup>1</sup> Del. Littré.

στὸν εἶη ἀμφὶ τῶν νεύρων, ὅπως ἔχοι, ὀξέος μὲν  
 εἶντος τοῦ βέλεος τοῦ ποιήσαντος, ὀρθὸν τὸ τρώμα  
 εἶδέναι<sup>1</sup> ἄμεινον ἐπικαρσίου· εἰ δ' εἶη βαρὺ τε καὶ  
 ἀμβλὺ τὸ τρώσαν, οὐδὲν διαφέρει· ἀλλ' ἐς τὸ βάθος  
 τε τῆς πληγῆς σκέπτεσθαι καὶ τᾶλλα σημεῖα. ἔστι  
 δὲ τάδε· πῦον ἦν ἐπιγένηται ἐπὶ τὸ ἄρθρον, σκληρό-  
 τερον ἀνάγκη γενέσθαι· ἦν δὲ καὶ οἰδήματα συμ-  
 παραμείνῃ, σκληρὸν ἀνάγκη πολλὸν χρόνον τοῦτο τὸ  
 χωρίον γίνεσθαι, καὶ τὸ οἶδημα, ὑγίεος εἶντος τοῦ  
 ἔλκεος, παραμένειν· <καὶ βραδέως><sup>2</sup> ἀνάγκη  
 42 συγκάμπτεσθαί τε καὶ ἐκτείνεσθαι ὁκόσα ἂν τοῦ  
 ἄρθρου καμπύλου εἶντος θεραπεύηται. | οἷσι δ' ἂν  
 καὶ νεῦρον δοκέει ἐκπεσεῖσθαι, ἀσφαλεστέρως τὰ  
 περὶ τῆς χολώσιος ἢ προλέγειν, ἄλλως τε καὶ ἦν  
 τῶν κάτωθεν νεύρων ἢ τὸ ἐκλυόμενον· γνώση δὲ  
 τοῖσι νεῦρον μέλλον ἐκπίπτειν, πῦον λευκὸν τε καὶ  
 παχὺ καὶ πολλὸν χρόνον ὑπορρεῖ· ὀδύναι τε καὶ  
 φλεγμοναὶ γίνονται περὶ τὸ ἄρθρον ἐν ἀρχῆσι. (τὰ  
 δ' αὐτὰ ταῦτα γίνεται καὶ ὀστέου μέλλοντος ἐκπε-  
 σεῖσθαι.) τὰ δὲ ἐν τοῖσιν ἀγκῶσι διακόμματα ἐν  
 φλεγμονῇ μάλιστα εἶντα ἐς διαπύησιν ἀφικνέεται  
 καὶ τομάς τε καὶ καύσιαις.

16. Ὁ δὲ νωτιαῖος μυελὸς ἦν νοσήη ἦν τε ἐκ πτώ-  
 ματος, ἦν τε ἐξ ἄλλης τινὸς προφάσιος, ἦν τε ἀπὸ  
 αὐτομάτου, τῶν τε σκελέων ἀκρατῆς γίνεται ὁ  
 ἄνθρωπος, ὥστε μηδὲ θιγγανόμενος ἐπαίειν, καὶ τῆς  
 γαστρὸς καὶ τῆς κύστιος, ὥστε τοὺς μὲν πρώτους  
 χρόνους μήτε κόπρον μήτε οὖρον διαχωρέειν, ἦν μὴ



## PRORRHETIC II

state of the cords, know that if the projectile that made the wound was sharp a straight wound is more favourable than one at right angles; if, however, the cause of the wound was heavy and dull, the wound's axis makes no difference. You must inspect the depth of the blow, and also consider the other signs. They are as follows: if pus forms in the joint, it will inevitably become very stiff; also, if swellings remain there, the joint must stay stiff for a long time, and the swellings continue even when the lesion has healed. It is also inevitable that flexion and extension will return only slowly if the joint has been treated in the flexed position. In cases in which the cord seems to be about to mortify and separate, it is less difficult to predict lameness, especially if it is one of the cords of the lower limb that is separating. You will know that a cord is going to separate by the following: thick white pus flows down for a long time, and pains and inflammations arise about the joint at the beginning. (These same things also occur when a bone is going to separate.) Gashes in the elbows, generally being inflamed, go on to suppuration, incisions and cauterizations.

16. If the spinal marrow ails either as the result of a fall or some other manifest cause, or spontaneously, the person loses the power over his legs, so that on being touched he does not perceive it, and over his belly and bladder, so that in the early days of the disease he passes

---

<sup>1</sup> Littré: *εἶναι* I.

<sup>2</sup> Littré after Linden.

πρὸς ἀνάγκην. ὅταν δὲ παλαιότερον γένηται τὸ νόσημα, οὐκ ἐπαΐοντι τῷ ἀνθρώπῳ ἢ τε κόπρος διαχωρέει καὶ τὸ οὖρον· ἀποθνήσκει δὲ μετὰ ταῦτα οὐ πολλῷ ὕστερον χρόνῳ.

17. Ὡν δὲ ἐμπίπλονται αἵματος ἢ φάρυγγξ, πολ-  
 λάκις τῆς ἡμέρης τε καὶ τῆς νυκτὸς ἐκάστης, οὔτε  
 κεφαλὴν προαλγήσαντι, οὔτε βηχὸς ἐχούσης, οὔτε  
 ἐμέοντι, οὔτε πυρετοῦ λαμβάνοντος, οὔτε ὀδύνης  
 ἐχούσης οὔτε τοῦ στήθεος οὔτε τοῦ μεταφρένου, τού-  
 44 του κατιδεῖν ἐς | τὰς ρίνας καὶ τὴν φάρυγγα· ἢ γὰρ  
 ἔλκος τι ἔχων φανείται ἐν τῷ χωρίῳ τούτῳ, ἢ  
 βδέλλαν.

18. Ὀφθαλμοὶ δὲ λημῶντες ἄριστα ἐπαλλάττου-  
 σιν, ἣν τό τε δάκρυνον καὶ ἡ λήμη καὶ τὸ οἴδημα  
 ἄρξεται ὁμοῦ γενόμενα. ἣν δὲ τὸ μὲν δάκρυνον  
 τῇ λήμη μεμιγμένον ἢ καὶ μὴ θερμὸν ἰσχυρῶς, ἢ  
 δὲ λήμη λευκὴ τε ἢ καὶ μαλθακὴ, τό τε οἴδημα  
 ἐλαφρόν τε καὶ λελυμένον· εἰ γὰρ οὔτω ταῦτ' ἔχοι,  
 ξυμπλάσσοιτ' ἂν ὀφθαλμὸς ἐς τὰς νύκτας ὥστε  
 ἀνώδυνος εἶναι, καὶ ἀκινδυνότατον οὔτως ἂν εἶη καὶ  
 ὀλιγοχροنيώτατον. εἰ δὲ τὸ δάκρυνον χωρέει πολὺ  
 καὶ θερμὸν ξὺν ὀλιγίστῃ λήμη καὶ σμικρῷ οἰδήματι,  
 εἰ μὲν ἐκ τοῦ ἐτέρου τῶν ὀφθαλμῶν, χρόνιον μὲν  
 κάρτα γίνεται, ἀκίνδυνον δέ· καὶ ἀνώδυνος οὔτος ὁ  
 τρόπος ἐν τοῖσι μάλιστα. τὴν δὲ κρίσιν ὑποσκέπτε-  
 σθαι, τὴν μὲν πρώτην, ἐς τὰς εἴκοσιν ἡμέρας· ἣν δ'  
 ὑπερβάλλῃ τοῦτον τὸν χρόνον, ἐς τὰς τεσσαράκοντα  
 προσδέχασθαι· ἣν δὲ μηδ' ἐν ταύτησι παύηται, ἐν

## PRORRHETIC II

neither stool nor urine, unless forced. As the disease becomes older, stool and urine pass without the person's perceiving it; he dies not very long after that.

17. Persons whose throat fills with blood many times each day and night, but who have neither suffered pain in the head beforehand, nor are subject to coughing, nor vomit, nor have fever, nor have pain in the chest or back: you must look into his nostrils and throat, for it will become obvious that he has either some lesion in that spot, or a leech.

18. Blear eyes (*ophthalmia catarrhalis*) heal best if the tears, rheum, and swelling all commence together. If the tears are mixed with the rheum and not excessively hot, if the rheum is white and soft, and if the swelling mild and loose, fine; for in this case the eye will grow together during the nights, and so be painless, and thus the condition will be least dangerous and chronic. But if the tears flow down copious and hot, with very little rheum and not much swelling, should this be from but one of the eyes, the condition becomes very chronic, but is not dangerous; this variety is especially painless. Look for the first crisis towards the twentieth day; if it exceeds this term, expect it about the fortieth; but if the condition does not cease

τῆσιν ἐξήκοντα κρίνεται. παρὰ πάντα δὲ τὸν χρόνον  
 τοῦτον ἐνθυμείσθαι τὴν λήμην, ἣν ἐν τῷ δακρύῳ τε  
 μίσηται καὶ λευκὴ τε καὶ μαλθακὴ γίνηται,  
 μάλιστα δ' ὑπὸ τοὺς χρόνους τοὺς κρισίμους· ἦν  
 γὰρ μέλλη παύεσθαι, ταῦτα ποιήσει. εἰ δὲ οἱ  
 ὀφθαλμοὶ ἀμφοτέρωθεν ταῦτα πάθοιεν, ἐπικινδυνότεροι  
 γίνονται ἐλκωθῆναι· ἡ δὲ κρίσις ἐλάχιστος χρόνος  
 ἔσται. λῆμαι δὲ ξηραὶ ἐπώδυνοι κάρτα, κρίνονται δὲ  
 ταχέως, ἦν μὴ τρώμα λάβῃ ὁ ὀφθαλμός. οἴδημα δὲ  
 ἦν μέγα ἦ, ἀνώδυνόν τε καὶ ξηρὸν ἀκίνδυνον· εἰ δὲ  
 εἶη ξὺν ὀδύνη, κακὸν μὲν ξηρὸν ἔον καὶ ἐπικίνδυνον  
 ἐλκῶσαί τε τὸν ὀφθαλμὸν καὶ ξυμφῦσαι· δεινὸν δὲ  
 καὶ ξὺν δακρύῳ τε ἔον καὶ ὀδύνη· εἰ γὰρ δάκρνον  
 χωρέει θερμὸν καὶ ἀλμυρὸν, κίνδυνος τῇ τε κόρη  
 46 ἐλκωθῆναι καὶ | τοῖσι βλεφάροισιν. εἰ δὲ τὸ μὲν  
 οἴδημα κατασταίῃ, δάκρνον δὲ πολὺ ἐπιχέεται  
 πολὺν χρόνον, καὶ λῆμαι εἰσί, τοῖσι μὲν ἀνδράσι  
 βλεφάρων ἐκτροπὴν προλέγειν, τῆσι δὲ γυναιξὶ καὶ  
 τοῖσι παιδίοισι ἔλκωσιν καὶ τῶν βλεφάρων ἐκτρο-  
 πῆν. ἦν δὲ λῆμαι χλωραὶ ἢ πελιδναὶ ἔωσι, καὶ  
 δάκρνον πολὺ καὶ θερμόν, καὶ ἐν τῇ κεφαλῇ καῦμα  
 ἦ, καὶ διὰ τοῦ κροτάφου ὀδύνη ἐς τὸν ὀφθαλμὸν  
 καταστηρίξωσι καὶ ἀγρυπνίῃ τούτοισιν ἐπιγένηται,  
 ἔλκος ἀνάγκη γενέσθαι ἐν τῷ ὀφθαλμῷ· ἐλπίς δὲ καὶ  
 ῥαγῆναι τὸ τοιοῦτον. ὠφελείη δὲ καὶ πυρετὸς ἐπιγε-  
 νόμενος ἢ ὀδύνη ἐς τὴν ὀφρῦν<sup>1</sup> στηρίξασα. προλέ-  
 γειν δὲ δεῖ τούτοισι τὰ ἐσόμενα, ἕς τε τὸν χρόνον  
 σκεπτόμενον ἕς τε τὰ ἐκ τοῦ ὀφθαλμοῦ ῥέοντα, ἐς

even in that number of days, it has its crisis in sixty days. Throughout that whole time pay attention to the rheum, to see whether it is mixed into the tears and becomes white and soft, especially during the critical times; for if the disease is going to end, the fluid will do these things. If both eyes suffer these things, they will be in more danger of ulcerating, and the crisis will be in a shorter time. Dry rheums are very painful, but reach their crisis quickly, unless the eye ulcerates. A great swelling, if painless and dry, is without danger, but if the swelling involves pain, it is bad for it to be dry, and there is a danger that the eye will ulcerate and grow together. It is also dangerous if the swelling is accompanied with tears and pain; for if the tears flow hot and salty there is a danger of ulceration of the pupil and eyelids. If the swelling subsides, but there is a copious flux of tears over a long period, and there are rheums, predict in the case of men that there will be an eversion of the eyelids, and, in the cases of women and children, ulceration and an eversion of the eyelids. If the rheums are yellow-green or livid, the tears are copious and hot, there is fever heat in the head, pains move through the temple to settle in an eye, and these persons become sleepless, then an ulcer of the eye must occur, and there is a chance that such an eye will also rupture. It is advantageous either for fever to come on, or for the pain to settle in the eyebrow. You must predict what is going to happen to these persons, taking into consideration the duration, the fluxes from the eye, the severe

---

<sup>1</sup> Foes in note: ὀσφὺν I.

τὰς περιωδυνίας τε καὶ ἀγρυπνίας.

19. Ἐπὴν δὲ καὶ τὸν ὀφθαλμὸν οἷόν τε ἦ κατι-  
δεῖν, ἦν μὲν εὐρεθῆ ἔρρωγός τε καὶ διὰ τῆς ῥωγμῆς  
ὑπερέχουσα ἢ ὄψις, πονηρὸν καὶ χαλεπὸν καθιδρύ-  
σαι· εἰ δὲ καὶ σηπεδὼν ὑπῆ τῷ τοιούτῳ, τελείως  
ἄχρηστος ὁ ὀφθαλμὸς γίνεται. τοὺς δ' ἄλλους  
τρόπους τῶν ἐλκῶν ἐς τὰ χωρία σκεπτόμενον<sup>1</sup> προ-  
λέγειν, καὶ τὰς τε σηπεδόνας καὶ βαθυτῆτας· ἀνα-  
γκαῖον <γὰρ><sup>2</sup> κατὰ τὴν ἰσχὺν τῶν ἐλκῶν τὰς  
οὐλὰς γίνεσθαι. οἷσι μὲν οὖν ῥήγγυνται οἱ ὀφθαλ-  
μοί, καὶ μέγα ὑπερίσχουσιν ὥστε ἔξω τὴν ὄψιν τῆς  
χώρης εἶναι, ἀδύνατοι ὠφελέεσθαι καὶ χρόνῳ καὶ  
τέχνῃ εἰς τὸ βλέπειν· τὰ δὲ σμικρὰ μετακινήματα  
τῶν ὄψεων οἷά τε καθιδρῦεσθαι, ἦν μῆτε κακὸν ἐπι-  
γένηται μηδὲν, ὅ τε ἄνθρωπος νέος ἦ.

20. Αἱ δὲ ἐκ τῶν ἐλκῶν οὐλαί, οἷσιν ἂν μὴ  
κακὸν τι ἄλλο προσῆ, πᾶσαι οἷαί τε ὠφελέεσθαι καὶ  
ὑπὸ τῶν χρόνων καὶ ὑπὸ τῆς τέχνης, μάλιστα δὲ αἱ  
νεώταταί τε καὶ ἐν τοῖσι νεωτάτοισι τῶν σωματίων. ἰ  
48 τῶν δὲ χωρίων μάλιστα μὲν αἱ ὄψιες βλάπτονται  
ἐλκούμεναι, ἔπειτα τὸ ὑπεράνω τῶν ὀφρῶν, ἔπειτα  
δὲ καὶ ὅ τι ἂν ἄγχιστα ἦ τούτων τῶν τόπων. αἱ δὲ  
κόραι γλαυκούμεναι, ἢ ἀργυροειδέες γινόμεναι, ἢ  
κνάνεαι, οὐδὲν χρηστόν· τούτων δὲ ὀλίγω<sup>3</sup> ἀμείνους,  
ὀκόσαι ἢ σμικρότεραι φαίνονται, ἢ εὐρύτεραι, ἢ  
γωνίας ἔχουσαι, εἴτ' ἐκ προφασίων τοιαῦται γενό-  
ατο, εἴτ' αὐτόματα. ἀχλύες, καὶ νεφέλαι, καὶ αἰγί-  
δες ἐκλεαίνονταί τε καὶ ἀφανίζονται, ἦν μὴ τρώμά τι

pains, and the sleeplessness.

19. When it is possible to examine the eye, if it is found to be ruptured, and because of the rupture the iris protrudes, this is serious and difficult to restore; if a putrefaction is also present, the eye becomes completely blind. About the other kinds of ulcers you must make predictions by examining them with regard to their locations, and their suppurations and depths, for it is, of necessity, according to the severity of the ulcerations that the scars will form. Now persons in whom the eyes rupture and greatly protrude, so that the iris is outside the socket, cannot be helped to see either by time or by skill, whereas small displacements of the iris can be restored, if no other evil is added, and if the person is young.

20. Scars from ulcers, in cases where no other evil is added, can all be helped both by time and by medical treatment, especially when they are freshest and in the youngest bodies. Of all the parts, the irises are most harmed by being ulcerated, then the part above the eyebrows, and then whatever is nearest to these places. Pupils that become grey, silvery, or blue do not function. Slightly better than these are pupils that appear either smaller or wider than normal, or to have angles, whether this happens as the result of a manifest cause or spontaneously. Mistinesses, clouds and specks become thinner and disappear, unless some other injury occurs in the

---

<sup>1</sup> Littré: -μένους I.

<sup>2</sup> Foes in note after Calvus' *nam*.

<sup>3</sup> Kühn: ὀλίγαι I.

ἐπιγένηται ἐν τούτῳ τῷ χωρίῳ, ἢ πρόσθεν τύχη οὐλήν ἔχων ἐν τῷ χωρίῳ τούτῳ, ἢ περὺγιον. ἦν δὲ παράλαμψις<sup>1</sup> γένηται <καὶ><sup>2</sup> ἀπολευκάνη τοῦ μέλανος μόριόν τι, εἰ πολὺν χρόνον παραμένη, καὶ τρηχίη τε καὶ παχείη <εἴη, οἷη τε><sup>3</sup> καὶ μνημόσυνον ὑποκαταλιπεῖν.

21. Αἱ δὲ κρίσιες ὡς ἐν τοῖσι πυρετοῖσιν ἔγραψα, οὕτως καὶ ἐνθάδε ἔχουσιν. ἀλλὰ χρὴ τὰ σημεῖα ἐκμαθόντα προλέγειν τὰς μὲν διαφορὰς τῶν ὀφθαλμῶν<sup>4</sup> ὅταν τὰ κάκιστα τῶν σημείων ἐπιγένηται, τὰς δὲ πολυχρονίους τῶν ὀφθαλμῶν<sup>4</sup> ὡς διαγέγραπται  
 50 ἐφ' ἐκάστησι, τὰς | δὲ ὀλιγοχρονίους, ὅταν τὰ σημεῖα προφαίνηται τὰ ἄριστα, τότε προλέγειν ἐβδομαίας παύσασθαι, ἢ ἐγγὺς τούτων, καὶ ἄλλως ἀσφαλῶς νομίζειν ἔχειν τὰς δὲ ὑποστροφὰς προσδέχεσθαι, οἷσιν ἂν ῥάστωναι γένωνται, μήτ' ἐν ἡμέρησι κρισίμοισι, μήτε σημείων ἀγαθῶν ἐπιφανέντων. πάντων δὲ χρὴ μάλιστα τὴν κατάστασιν τοῦ οὔρου ἐν τοῖσι περὶ τοὺς ὀφθαλμοὺς ἐνθυμείσθαι· οἱ γὰρ καιροὶ ὀξέες.

22. Αἱ δὲ δυσεντερίαι ξὺν πυρετῷ μὲν ἦν ἐπίωσιν, ἢ ποικίλοισί τε διαχωρήμασιν, ἢ ξὺν φλεγμονῇ ἥπατος, ἢ ὑποχονδρίου, ἢ γαστροῦ, ἢ ὅσαι ἐπώδουνοι, ἢ ὅσαι τῶν σιτίων ἀπολαμβάνουσι δίψαν τε παρέχουσιν, αὗται μὲν πᾶσαι πονηραί· καὶ ὅς ἂν

<sup>1</sup> Opsopoeus after Cornarius' *splendicans cicatrix*: -ληψις I.

<sup>2</sup> H<sup>2</sup>. <sup>3</sup> Littré: εἴη Opsopoeus in note.

<sup>4</sup> Aldina after Calvus' *oculorum malis*: ὀφθαλμῶν I.



part, or the person happens to have an earlier scar in the part, or a pterygium.<sup>a</sup> If a shiny spot occurs on the cornea and turns a little spot of the black part of the eye white, and this persists for a long time and it is rough and thick, it can also leave a mark behind.

21. The crises, as I described them occurring in fevers,<sup>b</sup> apply in the same way here. You must predict the different kinds of ophthalmia by investigating the signs: when the worst signs occur, predict the chronic ophthalmias as they are described in each case; predict the shorter-lasting ones when the best signs appear; then predict that the latter will cease on the seventh day, or close to that, and at all events consider them to be without danger.<sup>c</sup> Expect relapses in patients who experience relief that does not come on critical days, or that is not accompanied by the appearance of favourable signs. Of all signs, you must pay most attention to the condition of the urine in cases involving the eyes, for the opportune moments are fleeting.

22. Dysenteries, if accompanied by fever, by variegated stools, or by inflammation of the liver, hypochondrium or belly, or if they are painful, or spoil the appetite or provoke thirst, are all troublesome, and whichever

<sup>a</sup> A patch of thickened conjunctiva extending over a part of the cornea; the membrane is usually fan shaped, with the apex towards the pupil and the base towards the inner canthus.

<sup>b</sup> See ch. 14 above.

<sup>c</sup> I have followed the manuscripts here. Littré's radical rearrangement of this sentence is certainly an improvement in clarity, but it is difficult to imagine how the version in the manuscripts could have grown out of it.

πλείστα ἔχῃ τούτων τῶν κακῶν, τάχιστα ἀπολείται· ὧ δ' ἂν ἐλάχιστα τῶν τοιούτων προσῆ, πλείστα αὐτῷ ἐλπίδες. ἀποθνήσκουσι δὲ ὑπὸ ταύτης τῆς νόσου μάλιστα παιδιά τὰ πενταετία, καὶ γεραίτερα ἕς τε τὰ δεκαετία· αἱ δ' ἄλλαι ἡλικίαι ἦσσαν. ὅσαι δὲ τῶν δυσεντεριῶν λυσιτελέες, τὰ μὲν κακὰ ταῦτα οὐκ ἐμποιοῦσιν, αἷμα δὲ καὶ ξύσματα διαχωρήσαντα ἐπαύσαντο ἐβδομαῖα, ἢ τεσσαρεσκαδεκαταῖα, ἢ εἰκοσταῖα, ἢ τεσσαρακονθήμερα, ἢ ἐντὸς τούτων τῶν χρόνων. τὰ τοιαῦτα γὰρ διαχωρήματα καὶ ὑπάρχοντα πρόσθεν ἐν τοῖσι σώμασι νοσήματα ὑγιάζει, τὰ μὲν παλαιότερα ἐν<sup>1</sup> πλείονι χρόνῳ, τὰ δὲ νεώτερα δύναται καὶ ἐν ὀλίγησιν ἡμέρησιν ἀπαλλάσσειν. ἔτι τε αἱ<sup>2</sup> ἐν γαστρὶ ἔχουσαι καὶ αὐταὶ περιγίνονται, μᾶλλον ἕς τοὺς τόκους τε καὶ ἐκ τῶν τόκων, καὶ τὰ ἔμβρυα διασώζουσιν, αἱματός τε καὶ ξύσματος διαχωρεόντων καὶ πολλοὺς μῆνας, ἢν μὴ τις ὀδύνη αὐτῆσι προσῆ, ἢ<sup>3</sup> ἄλλο τι τῶν πονηρῶν ὧν ἔγραψα σημείων εἶναι ἐν τῆσι δυσεντερίησιν ἐπιγένηται· εἰ δέ τι κείνων ἐπιφαίνοιτο, τῷ τε ἐμβρύῳ 52 ὄλεθρον σημαίνει καὶ τῇ | ἐχούσῃ κίνδυνον, ἢν μὴ μετὰ τοῦ ἐμβρύου τὴν ἀπόφευξιν καὶ τοῦ ὑστέρου τὴν ἀπόλυσιν ἢ δυσεντερίῃ παύσῃται αὐθημερόν, ἢ μετ' ὀλίγον χρόνον.

23. Αἱ δὲ λειεντερῖαι ξυνεχές μὲν καὶ πολυχρόνιοι καὶ πᾶσαν ὥρην ξὺν ψόφοισί τε καὶ ἄνευ ψόφων ἐκταρασσόμεναι, καὶ ὁμοίως νυκτός τε καὶ ἡμέρης ἐπικείμεναι, καὶ τοῦ διαχωρήματος ὑπιόντος ἢ ὠμοῦ

patient has most of these evils dies the soonest, whereas the one who has least of such things has the greatest chances of recovery. It is mostly children of five years that die from this disease, and also older ones up to ten years; other ages less. Dysenteries that are favourable do not produce the evils mentioned above, but blood and shreds of flesh passing off in the stools end them on the seventh, fourteenth, twentieth or fortieth day, or within that period; for such evacuations can also cure diseases that have existed previously in the body, more long standing ones in a longer period, whereas more recent ones can end in even a few days. And besides, pregnant women too survive the disease, more so towards the time of their parturition, and afterwards, and they also save their fetuses—with blood and shreds of flesh passing off below sometimes for many months—if no pain befalls them, or any other of the pernicious signs I described as accompanying dysenteries. But if one of these signs should appear, it signifies death to the fetus and danger to the mother, unless, after the exit of the fetus and the release of the afterbirth, the dysentery stops on the same day or in a short time.

23. Lienteries that are continuous and of long duration, that are stirred up, with or without noises, at every hour, that attack alike both by night and by day, and in which the stool evacuated is either very undigested or

---

<sup>1</sup> Foes in note after Cornarius' *diutiore tempore: ἤν I.*

<sup>2</sup> Potter: ἐπεὶ καὶ I.

<sup>3</sup> προσῆ, ἤ Froben: προσῆν I.

ἰσχυρῶς, ἣ μέλανός τε καὶ λείου καὶ δυσώδεος,  
 αὐται μὲν πᾶσαι πονηραί. καὶ γὰρ δύσαν παρέ-  
 χουσι, καὶ τὸ ποτὸν οὐκ ἐς τὴν κύστιν τρέπουσιν  
 ὥστε διουρέεσθαι, καὶ τὸ στόμα ἐξελκοῦσι, καὶ  
 ἔρευθος ἐξηρμένον ἐπὶ τῷ προσώπῳ ποιέουσι καὶ  
 ἐφήλιδας παντοῖα χρώματα ἐχούσας· ἅμα δὲ καὶ  
 τὰς γαστέρας ἀποζύμους τε καὶ ῥυπαρὰς ἀποδεικνύ-  
 ουσιν καὶ ῥυτιδώδεας. ἐκ δὲ τῶν τοιούτων ἐσθίειν τε  
 ἀδύνατοι γίνονται οἱ ἄνθρωποι, καὶ τῆσι περιόδοισι  
 χρῆσθαι, καὶ τᾶλλα τὰ πρασσόμενα ποιέειν. τὸ δὲ  
 νόσημα τοῦτο δεινότατον μὲν τοῖσι πρεσβυτέροι-  
 σιν, ἰσχυρὸν δὲ γίνεται καὶ τοῖσιν ἀνδράσι, τῆσι δὲ  
 ἄλλησιν ἡλικίησι πολλῶ ἦσσον. ὅστις δὲ μήτε ἐν  
 τῆσιν ἡλικίησιν ἐστὶ ταύτησιν ἦσι φημί ὑπὸ τοῦ  
 νοσήματος τούτου κακῶς περιέπεσθαι, ἐλάχιστά τε  
 τῶν σημείων ἔχει τῶν πονηρῶν ἃ ἔγραψα εἶναι,  
 ἀσφαλέστατα διάκειται οὗτος. θεραπείης δὲ προσ-  
 δεῖται ἢ νοῦσος αὕτη, ἔστ' ἂν τό τε οὖρον χωρέηται  
 τοῦ πινομένου κατὰ λόγον, καὶ τὸ σῶμα τῶν σιτίων  
 εἰσιόντων αὔξηται, καὶ τῶν χροῖων τῶν πονηρῶν  
 ἀπαλλαχθῆ. αἱ δὲ ἄλλαι διάρροιαὶ ὅσαι ἄνευ πυρε-  
 τῶν, [καὶ]<sup>1</sup> ὀλιγοχρόνιοί τε καὶ εὐήθεες· ἣ γὰρ κατα-  
 νιφθεῖσαι πεπαύσονται, ἢ ἀπὸ τοῦ αὐτομάτου. προ-  
 αγορεύειν<sup>2</sup> δὲ χρῆ παύεσθαι τὴν ὑπέξοδον, ὅταν τῆ |  
 54 τε χειρὶ ψάουσι τῆς γαστρὸς μηδεμία κίνησις ὑπῆ  
 καὶ φύσα διέλθη ἐπὶ τελευτῇ τοῦ διαχωρήματος.  
 ἔδραι δὲ ἐκτρέπονται, ἀνδράσι μὲν οὖς ἂν διάρροια  
 λάβοι ἔχοντας αἰμορροΐδας, παιδίοισι δὲ λιθιώσι τε

dark, thin and evil-smelling, are all difficult. For they provoke thirst, they do not direct what is drunk to the bladder so that it can be passed through as urine, they make the mouth ulcerate, and they cause raised red patches on the face and many-coloured spots; at the same time they produce fermentation in the belly, and render its insides greasy and wrinkled. As a result of these symptoms, patients become unable to eat, to employ walks, or to carry out the other things they do. This disease is most dangerous in older people, also occurs forcefully in adults, but at other ages of life much less so. Anyone who is not in the age groups which I say are worst affected by the disease, and who has least of the signs I indicated as being pernicious, is safest. This disease requires treatment until the urine is passed in due proportion to what is drunk, until the body grows in proportion to the foods that are ingested, and until the person is freed from the skin disorders. Other diarrhoeas in which there is no fever are of short duration and mild; for they cease either on the administration of an enema, or spontaneously. You must predict that diarrhoea will cease when, on palpating the belly with your hand, there is no movement in it, and when wind is passed at the end of the evacuation. The anus prolapses in adults who get diarrhoea when they have haemorrhoids, in children who have urinary

---

<sup>1</sup> Del. Littré.

<sup>2</sup> Littré: *προσαγ*- I.

καὶ ἐν τῆσι δυσεντερίησι τῆσι μακρῆσί τε καὶ ἀκρί-  
τοισι, πρεσβυτάτοισί τε οἷς ἂν προσπήγματα μύξης  
ἐνῆ.

24. Τῶν δὲ γυναικῶν ὅσαι μᾶλλον καὶ ἦσσον ἐν  
γαστρὶ λαμβάνειν πεφύκασιν, ὧδε ὑποσκέπτεσθαι·  
πρῶτον μὲν τὰ εἶδεα· σμικραὶ τε γὰρ μειζόνων ἀμεί-  
νονες ξυλλαμβάνειν, λεπταὶ παχειῶν, λευκαὶ ἐρυ-  
θρῶν, μέλαιναι πελιδνῶν, φλέβας ὅσαι ἐμφανέας  
ἔχουσιν, ἀμείνονες ἢ ὄσησι μὴ καταφαίνονται·  
σάρκα δὲ ἐπίθρεπτον ἔχειν πρεσβυτικῇ πονηρόν,  
μαζοὺς δὲ ὀγκηρούς τε καὶ μεγάλους ἀγαθόν. ταῦτα  
μὲν τῆ πρώτῃ<sup>1</sup> ὄψει δῆλά ἐστι. πυνθάνεσθαι <δὲ><sup>2</sup>  
χρῆ καὶ περὶ καταμηνίων, ἣν πάντας μῆνας φαίνων-  
ται, καὶ ἦν πλήθος ἰκανά, καὶ ἦν εὐχροά τε καὶ ἴσα  
ἐν ἐκάστοισι τῶν χρόνων, καὶ ἦν τῆσιν αὐτῆσιν  
ἡμέρησι τῶν μηνῶν· οὕτω γὰρ ταῦτα γίνεσθαι ἄρι-  
στον. τὸ δὲ χωρίον ἐν ᾧ ἡ σύλληψις ἐστίν, ὃ δὴ  
μήτρην ὀνομάζομεν, ὑγιές τε χρῆ εἶναι καὶ ξηρὸν  
καὶ μαλθακόν, καὶ μήτ' ἀνεσπασμένον ἔστω μήτε  
προπετές, μήτε τὸ στόμα αὐτοῦ ἀπεστράφθω μήτε  
ξυμμεμυκέτω μήτ' ἐκπεπλίχθω.<sup>3</sup> ἀμήχανον γάρ, ὅ τι  
ἂν ἦ τῶν τοιούτων κωλυμάτων, σύλληψιν γενέσθαι.

Ὀκόσαι μὲν οὖν τῶν γυναικῶν μὴ δύνανται ἐν  
γαστρὶ λαμβάνειν, φαίνονται δὲ χλωραὶ, μήτε πυρε-  
τοῦ μήτε τῶν σπλάγχχνων αἰτίων ἐόντων, αὗται  
φήσουσι κεφαλὴν ἀλγέειν, καὶ τὰ καταμήνια πονη-  
ρῶς τε σφίσι καὶ ἀκρίτως γίνεσθαι καὶ ὀλίγως·  
56 <ἦν><sup>4</sup> δὲ | καὶ πολὺν χρόνον αὐτῆσιν οὕτως διακει-

stones or dysenteries that are long and do not come to a crisis, and in very old people in whom clots of phlegm are present.

24. Which women are by nature more, and which less, inclined to become pregnant you must investigate as follows. First, their physical appearance: small women conceive better than larger ones, thin better than obese, pale better than ruddy, dark better than livid, and those with visible vessels better than those in whom the vessels are not visible. For an old woman to have well-nourished flesh is pernicious, but to have large and bulky breasts good. These things are clear at first sight. You must also find out about the menses, whether they appear every month, whether they are adequate in amount, whether they flow freely and equally every time, and whether on the same days of the month; for it is best if this is the case. The part in which the conception takes place, which we call the "mother",<sup>a</sup> must be healthy, dry and soft, and neither retracted, nor prolapsed, nor have its mouth turned away, nor closed, nor gaping; for it is impossible, if any of such impediments be present, for conception to occur.

Women who are unable to become pregnant, but take on a yellow-greenish appearance, without there being any fever or reason in the inward parts for it, say that they have headaches, and that their menses are troublesome, irregular and scanty; if, in women who remain in this state

<sup>a</sup> A usage of "mother" now obsolete in English; cf. O.E.D. s.v. III.

<sup>1</sup> Aldina; πρὸς τῆ I.

<sup>2</sup> Linden.

<sup>3</sup> Littré: -πλήχθω I.

<sup>4</sup> Potter.

μένησιν ἀφανέα ἤ, αἱ μήτραι καθάρσιος ταύτησι προσχρήζουσιν. ὀκόσαι δὲ<sup>1</sup> εὐχροοὶ τέ εἰσι καὶ σάρκα πολλήν τε καὶ πίειραν ἔχουσι, καὶ φλέβια κεκρυμμένα, ἀνώδυνοὶ τέ εἰσι καὶ τὰ καταμήνια ταύτησιν ἢ παντάπασιν οὐ φαίνεται, ἢ ὀλίγα τε καὶ ἀκρίτως γίνεται, τῶν τρόπων οὗτος ἐν τοῖσι χαλεπωτάτοισιν ἐστι καταναγκάσαι ὡς ἐν γαστρὶ λαμβάνειν. ἦν δέ, ἐπιφαινομένων τῶν καταμηνίων ἀπροφασίστως, τό τε σῶμα ὧδε διάκειται ἢ γυνὴ καὶ μὴ συλλαμβάνη, [τὸ χωρίον ἐν ᾧ] ἢ μήτρη αἴτιος,<sup>2</sup> ὥστε μὴ δύνασθαι γίνεσθαι ἔκγονα· ἢ γὰρ ἀνεσπασμένον ἐστὶ, ἢ ἐκπεπλιγμένον· τὰ γὰρ ἄλλα κακὰ γινόμενα ἐνταῦθα ξὺν ὀδύνησὶ τε γίνεται καὶ ἀχροίησὶ τε καὶ τήξει.

Ἡσὶ δ' ἂν ἔλκος γένηται ἐν τῆσιν μήτρησιν, εἴτε ἐκ τόκου, εἴτε ἐκ φύματος, εἴτε ἐξ ἄλλης τινὸς προφάσιος, πυρετούς τε καὶ βουβῶνας ταύτησιν ἀνάγκη ἐπιγίνεσθαι καὶ ὀδύνας ἐν τοῖσι χωρίοισι τούτοισιν. εἰ δὲ καὶ τὰ λοχεῖα συναποληφθείη, ταῦτα ὑπάρχοντα κακὰ ταύτησιν<sup>3</sup> ἀκριτότερα τε καὶ χρονιώτερα· καὶ πρὸς τούτοισιν ὑποχονδρίων τε καὶ κεφαλῆς ὀδύνη. ἔλκος δὲ γενομένου καὶ ἐξυγισθέντος, τὸ χωρίον τοῦτο ἀνάγκη λειότερον καὶ σκληρότερον γίνεσθαι, καὶ ἦσσον δύνασθαι ἐν γαστρὶ λαμβάνειν. εἰ δὲ μῦνον ἐν τοῖσιν ἐπ' ἀριστερὰ γένοιτο ἔλκος, ἢ δὲ γυνὴ ἐν γαστρὶ λάβοι, εἴτε τὸ ἔλκος ἔτι ἔχουσα, εἴτε λοιπὸν ἤδη ὑγιῆς εἴη, ἄρσεν μᾶλλον τεκεῖν αὐτὴν | ἐλπίς ἐστίν· εἰ δὲ ἐν τοῖσιν ἐπὶ δεξιὰ



for a long time, the menses disappear completely, the uterus requires a cleaning. Women who are of good colour, who are fleshy and plump with their vessels hidden, who are free of pains, but whose menses either do not appear at all or are scanty and irregular: this is one of the most difficult of types in which to force pregnancy to occur. If, on the other hand, with the menses appearing unhesitatingly, the body is in such a state and the woman does not conceive, the uterus is to blame that offspring cannot grow—for it must be either retracted or gaping, since the other evils that arise in it are accompanied by pains, paleness and melting of the tissue.

Women who have a lesion in the uterus, either as the result of parturition, of a tubercle, or of some other manifest cause, inevitably suffer fever, swellings in the groins, and pains in these parts. If in addition the lochia cease, these evils are in these women less likely to come to a crisis, but last longer, and besides pains occur in the hypochondria and head. When a lesion that was present has healed completely, the uterus inevitably becomes smoother and harder, and the woman less able to become pregnant. If the lesion involves only the left-handed parts, and the woman becomes pregnant—either still with the ulcer, or after it has already healed—there is a greater chance that she will bring forth a male child. But if the lesion involves the right-handed parts, and she

<sup>1</sup> Linden: τε I.

<sup>2</sup> Potter: τὸ χωρίον [ἐν ᾧ ἡ μήτρα] αἴτιον Littré. τὸ χωρίον ἐν ᾧ (sc. σύλληψις) is a gloss on μήτρα.

<sup>3</sup> Potter: πάντη ἂν I.

τὸ ἔλκος γένοιτο, ἢ δὲ γυνὴ ἐν γαστρὶ ἔχοι, θήλυ μᾶλλον τὸ ἔκγονον χρῆ δοκέειν ἔσεσθαι.

25. Ἦν δὲ πυρετοὶ γένωνται οὐ δυναμένη ἐν γαστρὶ λαβεῖν, καὶ λεπτήσ τῆς γυναικὸς<sup>1</sup> ἐούσης, πυνθάνεσθαι χρῆ μή τι αἰ μῆτραι ἔλκος ἔχουσιν, ἢ ἄλλο τι τῶν πονηρῶν ὧν ἔγραψα· εἰ γὰρ ἐν τῷ χωρίῳ τούτῳ μηδὲν ὑπεὸν κακὸν φαίνοιτο αἷτιον τῆς λεπτύνσιός τε καὶ τοῦ μὴ συλλαμβάνειν δύνασθαι, αἷμα ἐμέσαι τὴν γυναῖκα προσδόκιμον· τὰ δὲ καταμήνια τῇ τοιαύτῃ ἠφανίσθαι ἀνάγκη· ἦν δὲ ὁ πυρετὸς λυθῆ ὑπὸ τῆς ῥήξιος τοῦ αἵματος, καὶ τὰ τε καταμήνια φανῆ, ἐν γαστρὶ λήψεται· ἦν δὲ τὰ τῆς γαστρὸς πρὶν ἢ τὸ αἷμα ἀναρραγῆναι ὑγρὰ γένηται πονηρὸν τρόπον, κίνδυνος ἀπολέσθαι τὴν γυναῖκα ἔμπροσθεν ἢ τὸ αἷμα ἐμέσαι.

26. Ὅποσαι δὲ ἐν γαστρὶ δοκέουσιν ἔχειν, οὐκ ἔχουσαι, καὶ πολλοὺς μῆνας ἐξαπατῶνται, τῶν καταμηνίων οὐ φαινομένων, καὶ τὰς γαστέρας ὀρώσιν ἀξανομένας τε καὶ κινεομένας, αὗται κεφαλὴν τε ἀλγέουσι καὶ τράχηλον καὶ ὑποχόνδρια· καὶ ἐν τοῖσι τιθροῖσι γάλα οὐκ ἐγγίνεται σφίσιν, εἰ μὴ ὀλίγον τι καὶ ὑδαρές. ἐπὴν δὲ τὸ κύρτωμα τὸ τῆς γαστρὸς ἀπολυθῆ, καὶ λαπαραὶ γένωνται, αὗται ἐν γαστρὶ λήψονται, ἦν μὴ τι ἄλλο κώλυμα γένηται σφίσιν· ἐπεὶ τὸ πάθος γε τοῦτο ἀγαθὸν ἐστὶ μεταβολὴν ποιῆσαι ἐν τῇ ὑστέρῃ, ὥστε μετὰ τοῦτον τὸν χρόνον ἐν γαστρὶ λαμβάνειν. τῆσι δ' ἐχούσησιν ἐν γαστρὶ τὰ ἀλγήματα ταῦτα οὐ γίνεται, ἦν μὴ ξυνή-

becomes pregnant, you must assume that the offspring is more likely to be female.

25. If fevers come on in a woman who is unable to become pregnant and who is thin, you must check whether the uterus does not have an ulceration in it, or any other of the disorders which I have described. For if no evil present in that part exists which appears to be to blame for the thinness and inability to become pregnant, expect that the woman will vomit up blood; in such a woman the menses must also disappear. If her fever is resolved by blood breaking out, and the menses reappear, the woman will become pregnant. But if the contents of the belly become loose in a pernicious manner before the blood breaks out upwards, there is a danger that the woman will die before she vomits the blood.

26. Women who think they are pregnant when they are not, who are deceived for many months when their menses do not appear, and who see their abdomens increase and quicken, suffer pains in their head, neck and hypochondrium, and no milk forms in their breasts, or at most a little, and that watery. When the swelling of their belly goes down and they become thin, these women do become pregnant, if no other impediment intervenes in them, since this affection is effective in bringing about such a change in their uterus that they later become pregnant. In truly pregnant women, such pains do not occur,

---

<sup>1</sup> τῆς γυναικὸς Littré after Cornarius' *attenuata sit muliercula*; βηχὸς I.

θεα ἔωσι [ταύτησι αἱ κεφαλαλγίαι]<sup>1</sup> καὶ γάλα ἐν τοῖσι τιθθοῖσιν ἐγγίνεται.

60 27. Τὰς δὲ ὑπὸ τῶν ρόων τῶν πολυχρονίων ἔχο-  
 μένας ἐρωτᾶν, εἰ κεφαλὴν ἀλγέουσι καὶ ὀσφὺν καὶ  
 τὸ κάτω τῆς γαστρός· ἐρέσθαι δὲ καὶ περὶ αἰμωδίας,  
 καὶ ἀμβλυωσμοῦ, καὶ ἤχων.

28. Ὅκοσαι δὲ νήστιες εὐόσαι ὑπόχολα ἐμέουσι  
 πολλὰς ἡμέρας, μήτε ἐν γαστρὶ ἔχουσαι μήτε πυρε-  
 ταίνουσαι, πυνθάνεσθαι ἔλμινθας στρογγύλας εἰ  
 ξυνεμέουσιν· ἦν γὰρ μὴ ὁμολογέωσι, προλέγειν  
 αὐτῆσι τοῦτο ἔσεσθαι· γίνεται δὲ μάλιστα μὲν τῆσι  
 γυναιξὶ τὸ νόσημα τοῦτο, ἔπειτα δὲ καὶ παρθένοις,  
 τοῖσι δ' ἄλλοισιν ἀνθρώποισιν ἦσσαν.

29. Ὅσαι<sup>2</sup> δὲ ἄνευ πυρετῶν ὀδύναί γίνονται,  
 θανάτους μὲν οὐκ ἐξεργάζονται, πολυχρόνιοι δὲ αἱ  
 πλείους εἰσὶ καὶ πολλὰς μεταστάσιος ἔχουσι καὶ  
 ὑποστροφάς.

30. Οἱ δὲ τρόποι πρῶτον μὲν τῶν περὶ τὴν κεφα-  
 λὴν ἀλγημάτων, τὰ μὲν εὐήθεια, τὰ δὲ χαλεπώτερα  
 πολλῶ. χρῆ δὲ ὑποσκέπτεσθαι ἑκάτερα αὐτῶν ὧδε·  
 ὁπόσοι δὲ αὐτῶν ἀμβλυώσσουσι καὶ ἔρευθός τι  
 ἔχουσι ἐπὶ τῶν ὀφθαλμῶν [αὐτοῖσι γίνεται],<sup>1</sup> καὶ  
 κνησμὸς ἔχει τὸ μέτωπον, τούτοις ἀρήγει αἷμα  
 ῥυὲν ἀπὸ τοῦ αὐτομάτου καὶ ἐξ ἀνάγκης· ἀπλοῦς  
 οὗτος ὁ τρόπος. οἷσι δὲ ὀδύναί περὶ τὴν κεφαλὴν  
 καὶ τὸ μέτωπον ἐκ τε τῶν ἀνέμων τῶν μεγάλων  
 γίνονται καὶ ἐκ τῶν ψυχέων ὅταν θαλφθῶσιν ἰσχυ-  
 ρῶς, τούτους δὲ κόρυζαι μὲν τέλειαι μάλιστα ἀπαλ-

unless they have been habitually present before, and milk does form in their breasts.

27. Women who are suffering from chronic fluxes you must ask whether they have pains in their head, loins, and the lower part of their belly; also question them as to whether they feel their teeth set on edge, and about dimness of vision and ringing in their ears.

28. Women who in the fasting state vomit somewhat bilious material for many days, and are neither pregnant nor febrile: find out whether together with this they also vomit up round worms; if they do not answer in the affirmative, predict that they will do so. This disease occurs mainly in women, next in girls, but less in others.

29. Pains that arise without fevers do not cause deaths, but the greater part of them are of long duration and have frequent alterations and relapses.

30. First, types of headaches: the one kind is benign, while the other is much more difficult. You must distinguish between patients with headaches as follows: those who have dullness of vision and redness of the eyes, in conjunction with itching on the forehead, are helped by a haemorrhage, whether spontaneous or provoked: this type is straightforward. But persons in whom pains arise in the head and forehead as the result of violent winds, or from coldness when they have been strongly heated, are usually relieved by fully developed coryzas; also of benefit

---

<sup>1</sup> Del. Opsopoeus in note.

<sup>2</sup> Littré after Foes' *Dolores qui . . . invadunt*: "Οσταις I.

λάσσουσιν, ὠφελέουσι δὲ καὶ παρμοί, καὶ βλένναι ἐν τῆσι ῥίσι γινόμεναι, μᾶλλον μὲν ἀπὸ τοῦ αὐτομάτου, εἰ δὲ μή, ἐξ ἀνάγκης. <αἱ δὲ> κόρυζαι γινόμεναι<sup>1</sup> τελέως, ὥστε καὶ βῆχας ἐπιγενέσθαι, οἳ τε παρμοὶ ἐπιγενόμενοι, τὰς ὀδύνας ἦν μὴ παύωσι, φύματα ἀνάγκη ἐπιγενέσθαι καὶ ἀχροΐας τούτοισιν.

Ὁκόσοισι δὲ ὀδύναι ἄνευ προφάσεών τε γίνονται καὶ πολυχρόνιοι καὶ ἐν πάσῃ τῇ κεφαλῇ ἰσχυροῖσι τε ἐοῦσι καὶ ἀμενηνοῖσι, προορᾶσθαι τούτοισι τὸ νόσημα πολλῶ χαλεπώτερον τοῦ πρόσθεν· ἦν δὲ καὶ ἐς τὸν τράχηλόν τε καὶ ἐς τὸν νῶτον ἢ ὀδύνη καταβαίῃ τὴν κεφαλὴν ἀπολιποῦσα, καὶ αὖθις παλινδρομέῃ ἐς τὴν κεφαλὴν, καὶ ἔτι χαλεπώτερον γίνεται· τούτων δὲ πάντων δεινότατον, εἰ ξυντείνουσι ἐκ τῆς κεφαλῆς ἐς τὸν τράχηλόν τε καὶ τὸν νῶτον. τὰς δὲ ὠφελείας τούτοισι προσδέχεσθαι ἐξ ἀποστασίων ἔσεσθαι, ἢ πῦον βήξασιν, ἢ αἰμορροΐδας ἔχουσιν, ἢ ἐξανθήματα ἐν τοῖς σώμασι· λυσιτελέει δὲ καὶ πιτυρωθεῖσα ἢ κεφαλῇ. νάρκαι δὲ καὶ κνιδώσιες οἷσι διὰ τῆς κεφαλῆς διαΐσσουσι, τοτὲ μὲν διὰ πάσης, τοτὲ δὲ διὰ μέρους τινός, πολλάκις δὲ καὶ ψυχρόν τι δοκεῖ αὐτοῖσι [εἰ] διαχωρέειν<sup>2</sup> διὰ τῆς κεφαλῆς, τούτους ἐπανερέσθαι, εἰ καὶ ἐς τὴν γλῶσσαν ἄκρην ἀφικνεῖται ἢ κνιδώσις· εἰ γὰρ τοῦτο ποιέοι, τέλειον τὸ νόσημα γίνεται, καὶ χαλεπώτερον ἀπαλλάξει, εὐπετέες δὲ ἄνευ τούτου. οἱ δὲ τρόποι τῶν ὠφελειῶν ἐξ ἀποστασίων ὥσπερ προγέγραπται· ἦσσον μέντοι ἐπιγίνονται ἀποστάσιες ἐπὶ τούτοισιν ἢ ἐκείνοισιν.

are sneezing, and for mucus to be formed in the nostrils, especially if this occurs spontaneously, but if not, then also if it is provoked. When the coryzas become fully developed so that coughs too supervene, and sneezing, if these do not bring the pains to an end, then tubercles inevitably follow in such patients, and paleness.

Persons in whom pains that arise without manifest causes are of long duration and occupy the whole head, while they themselves become thin and feeble, you must recognize to be suffering from a much more difficult disease than the one above. If the pain leaves the head and descends into the neck and back, and then returns to the head again, it becomes even more severe. The most dangerous of all these cases is if the pain extends simultaneously from the head into the neck and back. You may expect relief in these patients to be through an apostasis: they either cough up pus, or have haemorrhoids, or eruptions on their bodies; it is also beneficial if their head is affected with pityriasis. Patients in whom numbness and itching spread over the head—sometimes over the whole of it, sometimes over some particular part—and in whom some sort of coldness often seems to pass over the head, you should ask whether the itchiness has reached the tip of their tongue, for if it does this, the disease becomes full-blown, and is more difficult to escape, whereas if it does not, the case is favourable. The forms of relief are through apostases, as recorded above; however, apostases occur less in these latter cases than in the former ones.

---

<sup>1</sup> Littré: κόρυζαι γίνονται I.

<sup>2</sup> Opsopoeus in note: εἰ διαχωρέει I.

ὀκόσους δὲ ξὺν τῆσιν ὀδύνησιν σκοτόδινοι λαμβάνουσι, | δυσαπάλλακτον καὶ μανικόν· γέρονσι δὲ ὁ τρόπος οὗτος μάλιστα γίνεται. αἱ δὲ ἄλλαι νόσοι αἱ ἀμφὶ κεφαλᾶς ἀνδράσι τε καὶ γυναιξὶν ἀσφαλῶς ἰσχυρόταται καὶ πολυχροنیωτέραι· γίνονται δὲ καὶ νεανίσκοισί τε καὶ παρθένοισι τῆσιν ἐν ἡλικίῃ, καὶ μάλιστα τῶν καταμηνίων ἐς τὴν πρόοδον. τῆσι δὲ γυναιξὶν ἐν τῆσι κεφαλαλγίησι τὰ μὲν ἄλλα πάντα γίνεται ἅ καὶ τοῖσιν ἀνδράσιν· αἱ κνιδώσιες δὲ καὶ τὰ μελαγχολικὰ ταύτησιν ἦσσαν ἢ τοῖσιν ἀνδράσιν, ἦν μὴ τὰ καταμήνια τελέως ἠφανισμένα ἦ.

31. Οἷσι δὲ τὰ χρώματα νέοις ἐοῦσι ποιηρὰ ἔστι πολὺν χρόνον, ξυνεχέως δὲ μὴ ἰκτεριώδεα τρόπον, οὗτοι καὶ τῶν ἀνδρῶν καὶ τῶν γυναικῶν κεφαλὴν ἀλγέουσι, καὶ λίθους τε καὶ γῆν τρώγουσι, καὶ αἰμορροΐδας ἔχουσιν. τὰ δὲ χλωρὰ χρώματα ὅσα χρόνιά εἰσι, καὶ μὴ ἰσχυροὶ ἴκτεροὶ εἰσι, τὰ μὲν ἄλλα τὰ αὐτὰ ποιέειν αὐτοῖσι ξυμβαίνει, ἀντὶ δὲ τῶν λίθων τε καὶ τῆς γῆς τρώξιός αὐτούς<sup>1</sup> τὰ ὑποχόνδρια λυπέει μᾶλλον ἢ τοὺς ἑτέρους.

32. Ὀκόσοι δὲ πολὺν χρόνον ὠχροὶ φαίνονται, καὶ τὰ πρόσωπα ἐπηρμένα ἔχοντες, εἰδέναι χρῆ τούτους τὴν κεφαλὴν ὀδυνωμένους, ἢ περὶ τὰ σπλάγχνα ἀλγήματα ἔχοντας, ἢ ἐν τῇ ἔδρῃ κακόν τι φαινόμενον σφίσι.<sup>2</sup> τοῖσι δὲ πλείστοισι τῶν τοιούτων [φαινομένων]<sup>3</sup> οὐχ ἔν τι τούτων τῶν κακῶν φαίνεται, ἀλλ' ἔστιν ὅτε πολλὰ ἢ καὶ πάντα.

33. Οἱ δὲ τῆς νυκτὸς ὀρώντες, οὓς δὴ νυκτάλωπας



People who become dizzy at the same time as the pains escape only with difficulty, and tend to madness; this sort of thing occurs most in the elderly. The other diseases of the head in men and women are invariably long and very severe; these also occur in youths and in girls at womanhood, especially towards the onset of the menses. In women with headaches everything else is the same as in men, except that they have less itchiness and melancholy than men, unless their menses are completely absent.

31. People who have poor colouring over a long period during their youth, but never of an icteric hue, these, both men and women, suffer headaches, eat stones and earth, and have haemorrhoids. A chronic yellow-greenish colouring, if without definite icterus, produces the same syndrome, except that instead of eating stones and earth these patients suffer more pain in the hypochondria than the others.

32. Persons who have a pale-yellow appearance over a long period, together with a swollen face, you must recognize as suffering pains in the head or about the inward parts, or some disorder arising in their seat. In the majority of these cases you find not just one of the evils, but sometimes many or even all of them.

33. Those who see better at night, whom we call nyc-

---

<sup>1</sup> Potter: πρὸς I: del. Froben.

<sup>2</sup> φαιώμενον σφίσι Littré: ἐν ἑωντοῖσι I.

<sup>3</sup> Del. Littré.

καλέομεν, οὔτοι ἀλίσκονται ὑπὸ τοῦ νοσήματος  
 νέοι, ἢ παῖδες ἢ καὶ νεανίσκοι· καὶ | ἀπαλλάσσονται  
 ὑπὸ τοῦ αὐτομάτου, οἱ μὲν τεσσαρακοιθήμεροι, οἱ δὲ  
 ἐπτάμηνοι. τισὶ δὲ καὶ ἐνιαυτὸν ὅλον παρέμεινε.  
 σημαίνεσθαι χρὴ περὶ τοῦ χρόνου ἕς τε τὴν ἰσχὺν  
 τοῦ νοσήματος ὀρῶντα ἕς τε τὴν ἡλικίην τοῦ νοσή-  
 οντος. αἱ δὲ ἀποστάσεις ὠφελέουσι μὲν τούτους  
 ἐπιφαινόμεναί τε καὶ ἕς τὰ κάτω ῥέπουσαι,<sup>1</sup> ἐπιγί-  
 νονται δὲ οὐ κάρτα διὰ τὴν νεότητα. αἱ δὲ γυναῖκες  
 οὐχ ἀλίσκονται ὑπὸ τοῦ νοσήματος τούτου, οὐδὲ  
 παρθένοι ἧσι τὰ ἐπιμήνια φαίνονται.

34. Οἷσι δὲ ῥεύματα δακρύων πολυχρόνια ἢ  
 νυκτάλωπες γίνονται, τούτους ἐπανερωτᾶν, ἢν τὴν  
 κεφαλὴν τι προηληγκότες ἕωσι πρὸ τῶν ἀποστηριγ-  
 μάτων τούτων.

35. Ὀκόσοι δὲ μῆτε πυρετήναντες μῆτε ἄχροι  
 ἔοντες ἀλγέουσι πολλάκις τὴν τε κορυφὴν καὶ τοὺς  
 κροτάφους, ἢν μὴ τινα<sup>2</sup> ἄλλην φανερὴν ἔχωσιν ἀπό-  
 στασιν ἐν τῷ προσώπῳ, ἢ βαρὺν φθέγγωνται, ἢ  
 ὀδόντας ἀλγέωσι, τούτοιςιν αἷμα ῥαγῆναι διὰ τῶν  
 ῥινῶν προσδέχεσθαι. οἷσι δὲ ἐκ τῶν ῥινῶν αἷμα  
 ῥεῖ, δοκέουσιν οἷδ' ὑγιαίνειν τᾶλλα, τούτους δὲ ἢ  
 σπλῆνα εὐρήσεις ἐπηρμένον ἔχοντας, ἢ τὴν κεφα-  
 λὴν ἀλγέοντάς τε καὶ μαρμαρυγῶδές τι πρὸ τῶν  
 ὀφθαλμῶν φαινόμενον σφίσι. τοῖσι δὲ πλείστοισι  
 τῶν τοιούτων ἅμα καὶ τὰ ἀπὸ τῆς κεφαλῆς οὕτως  
 ἔχοντα φαίνεται καὶ τὰ ἀπὸ τοῦ σπληνός.

36. Οὐλα δὲ πονηρὰ καὶ στόματα δυσώδεα οἷσι

talopes, are taken by the disease young, either as children or also as young men; they escape from it spontaneously, some on the fortieth day, others in seven months, and in others it lasts as much as a whole year. One must estimate the duration of the disease by observing both its severity and the age of the sick person. Apostases are beneficial in these cases, when they occur and incline downwards, but they do not occur very often, because of the patients' youth. Women are not subject to this disease, nor are girls in whom the menses have appeared.

34. Ask those in whom chronic fluxes of tears or nyctalopia occur whether they have had any headache before these determinations took place.

35. You must expect people who, without having either fever or paleness, suffer frequent pains in the crown of their head and their temples—if they have no apparent apostasis on the face, deepening of the voice, or toothaches—to haemorrhage through the nostrils. Those in whom this epistaxis occurs seem to become healthy in other respects, but you will discover either that their spleen is swollen, or that they have headaches, and that something like sparks appear before their eyes. In the majority of such cases the symptoms of the head and spleen appear simultaneously.

36. People with enlarged spleens have painful gums

---

<sup>1</sup> H<sup>2</sup>: *ρέόμεναι* I.

<sup>2</sup> Mack: *τὴν* I.

68

σπλήνες μεγάλοι. ὀκόσοι δὲ ἔχουσι σπλήνας μεγάλους, μῆτε αἰμορραγίαι γίνονται | μῆτε στόμα δυσῶδες, τούτων αἰ κινήμαι ἔλκεα πονηρὰ ἴσχουσι καὶ οὐλὰς μελαίνας. [ἦν ἄλλην φανερὴν ἔχουσι ἀπόστασιν ἐν τῷ προσώπῳ ἢ βαρὺ φθέγγονται ἢ ὀδόντας ἀλγέωσι, τούτοις αἰμορραγίην διὰ ρινῶν προσδέχασθαι.]<sup>1</sup>

37. Οἷσι δὲ τὰ ὑπὸ τοὺς ὀφθαλμοὺς ἐπαίρεται ἰσχυρῶς, τούτους σπλήνας μεγάλους εὐρήσεις ἔχοντας· εἰ δὲ καὶ ἐν τοῖσι ποσὶν οἰδήματα προσγίνονται, καὶ ὕδωρ φανήσονται ἔχοντες, ἀλλὰ τὴν γαστέρα καὶ τὴν ὀσφὺν ἐπικατιδεῖν.

38. Τὰ δὲ ἐν τοῖσι προσώποισι παραστρέμματα ἦν μηδενὶ ἄλλῳ τοῦ σώματος ἐπικοινωνήη, ταχέως παύεται, καὶ ἀντόματα καὶ πρὸς ἀνάγκας· οἱ δ' ἄλλοι ἀπόπληκτοι.

39. Οἷσι μὲν τῷ μὴ δύνασθαι κινεῖν λεπτύνεται τὸ νεροσηκὸς τοῦ σώματος, οὗτοι ἀδύνατοι εἰς τῶντὸ καθίστασθαι· οἷσι δὲ ξυνηξίεις μὴ ἐπιγίνονται, οὗτοι δ' ἔσονται ὑγιέες. περὶ δὲ τοῦ χρόνου ὁπότε ἔσονται, προλέγειν ἔς τε τὴν ἰσχὺν τοῦ νοσήματος ὀρῶντα, καὶ ἔς τὸν χρόνον, καὶ ἔς τὴν ἡλικίην τοῦ ἀνθρώπου, καὶ εἰς τὴν ὥρην, εἰδὼς ὅτι τὰ παλαιότατα τῶν νοσημάτων καὶ τὰ κάκιστα καὶ κυλινδούμενα βαρύτερα ὑπακούει, καὶ τὰ ἐν τοῖσι γεραιάτοισι τῶν σωμάτων· ἔστι δὲ καὶ τὸ φθινόπωρόν τε καὶ ὁ χειμῶν τοῦ ἡρὸς τε καὶ τοῦ θέρεος ἀνεπιτηδειότερα ταῦτα τὰ νοσήματα ἀφίεναι.

and foul-smelling mouths. But splenomegaly without haemorrhages or a foul-smelling mouth is associated with painful ulcerations on the lower legs and dark scars. [If they have any apparent apostasis on the face, deepening of the voice, or toothaches, expect them to haemorrhage through the nostrils.]

37. People in whom the areas beneath the eyes swell up greatly you will discover to have large spleens; if in addition their feet swell, they will turn out to have dropsy, too; you should also examine their belly and loins.

38. Distortions of the face, if they coincide with no other disorder of the body, quickly cease, either spontaneously or as the result of treatment. Otherwise there is paralysis.

39. People in whom a diseased part of the body becomes thin, because they are unable to move it, cannot be returned to normal, whereas those in whom no wasting supervenes will recover. As to the time when they will recover, make your prediction by examining the force of the disease, and its duration, the age of the patient, and the season, knowing that the most long-standing and severest diseases, as well as those which are cyclical, yield the most reluctantly, and those in the oldest bodies; also the fall and winter are less favourable than the spring and summer for getting rid of these diseases.

---

<sup>1</sup> Del. Cornarius; cf. ch. 35 above.

40. Αἱ δὲ ἐν τοῖσιν ὤμοισι γινόμεναι ὀδύνας, ὀκόσαι μὲν ἐς τὰς χεῖρας ἐπικαταβαίνουσαι νάρκας τε καὶ ὀδύνας παρέχουσι, ταύτησιν ἀποστάσιες μὲν οὐκ ἐπιγίνονται, ὑγιάζονται δὲ μελαίνας χολὰς ἐμέοντες· ὀκόσαι δὲ αὐτοῦ μένουσιν ἐν τοῖσιν ὤμοισιν, ἧ καὶ ἐς τὸν νῶτον ἀφικνέονται, ταύτας πῦον 70 ἐμέσαντας ἐκφυγγάνουσιν, ἧ μέλαιναν | χολήν. καταμανθάνειν δὲ περὶ τούτων ὧδε· ἦν μὲν γὰρ εὐπνοοὶ ἔωσι καὶ ἰσχυροί, μέλαιναν χολήν αὐτοὺς μᾶλλον ἐλπὶς ἐμέσαι· εἰ δ' αὖ<sup>1</sup> δυσπνοώτεροι, καὶ ἐπὶ τοῦ προσώπου ἐπιτρέχει τι αὐτοῖσι χρῶμα, ὃ πρόσθεν οὐκ ἐπεγένετο, ὑπέρυθρον, εἴτε μέλαν, τούτους πῦον ἐλπὶς μᾶλλον πτύσειν. σκέπτεσθαι δὲ πρὸς τούτοισι καὶ εἰ ἐν τοῖσι ποσὶν οἰδήματα ἔνεστι· καὶ γὰρ τοῦτο τὸ σημεῖον τούτοισιν ὁμολογέον ἐστίν. τὸ δὲ νόσημα τοῦτο τοῖσιν ἀνδράσι προσγίνεται ἰσχυρότατον τοῖσι ἀπὸ τεσσαράκοντα ἐτέων ἐς τὰ ἑξήκοντα.

41. Τὴν ἡλικίην δὲ ταύτην μάλιστα ἰσχιάδες βιάζονται. σκέπτεσθαι δεῖ ὧδε περὶ ἰσχιάδων· ὀκόσοισι γὰρ τῶν γεραιτέρων αἷ τε νάρκαι ἰσχυρόταται καὶ καταψύξεις τῆς ὀσφύος τε καὶ τῶν σκελέων, καὶ τὸ αἰδοῖον ἐπαίρειν ἀδυνατέουσι, καὶ ἡ γαστήρ οὐ διαχωρέει, εἰ μὴ πρὸς ἀνάγκην, καὶ κοπρώδης μύξα πολλὴ διεξέρχεται, τούτοισι χρονωτάτον τὸ νόσημα ἔσται, καὶ προλέγειν ἐνιαυτὸν τὸ ἐλάχιστον, ἀφ' οὗ χρόνου ἤρξατο τὸ νόσημα γίνεσθαι, καὶ τὰς ὠφελείας ἐς τὸ ἔαρ τε καὶ τὸ θέρος προσ-

40. Pains in the shoulders that spread downwards into the arms, causing numbness and pains there, are not followed by apostases, but rather such patients recover by vomiting dark bile. Pains that remain fixed in the shoulders, or even move to the back, patients escape by vomiting pus or dark bile. Decide between these two possibilities as follows: if patients breathe easily and have no swelling, there is more chance that they will vomit dark bile: if, on the other hand, they have marked difficulty in breathing, and some coloration that was not there before—either reddish or dark—spreads over their face, they are more likely to vomit pus. Also look for any swelling present in their feet, for this sign reinforces the others. The disease occurs most violently in men between forty and sixty years.

41. In this same age sciaticas too press most forcefully<sup>a</sup>; you must investigate them as follows. In old persons, in whom the attacks of numbness are very severe and there are chills in the loins and the legs, who are unable to erect their penis, whose belly does not evacuate unless it is forced, and then passes copious mucous stools, the disease will be of very long duration, and you should predict that it will go on at least a year from the time when it began; expect the remissions towards spring and

<sup>a</sup> Chapter 40 ends here in Littré, but I have reverted to Vander Linden's division (vol. 1, 519).

<sup>1</sup> Littré: *äv* I.

δέχεσθαι. τοῖσι δὲ νεανίσκοισιν ἐπώδυνοι μὲν οὐχ ἦσσαν αἱ ἰσχιάδες, βραχύτεραι δέ· καὶ γὰρ τεσσαρακοιθήμεροὶ ἀπαλλάσσονται· ἀλλ' οὐδὲ αἱ νάρκαι ἐπιγίνονται ἰσχυραί, οὔτε αἱ καταψύξεις τῶν σκελέων τε καὶ τῆς ὀσφύος. οἷσι δὲ τὸ νοῦσημα τοῦτό ἐστι μὲν ἐν τῇ ὀσφύϊ καὶ τῷ σκέλει, βιάζεται δὲ οὐχ οὕτως ὥστε κατακέεσθαι, ξυστρέμματα σκέπτεσθαι μὲν εἴ που ἐν τῷ ἰσχύϊ, καὶ ἐπανερέσθαι εἰ εἰς τὸν βουβῶνα ἢ ὀδύνη ἀφικνεῖται· ἦν γὰρ ταῦτ' ἔχῃ ἄμφω, χρόνιον τὸ νοῦσημα γίνεται· ἐπανερέσθαι δὲ καὶ εἰ ἐν τῷ μῆρῳ νάρκαι ἐγγίνονται, | καὶ ἐς τὴν ἰγνύην ἀφικνουῦνται· καὶ ἦν φῆ, αὐθις ἐρέεσθαι, καὶ ἦν διὰ τῆς κνήμης, ἐπὶ τὸν ταρσὸν τοῦ ποδός. ὀπόσοι δ' ἂν τούτων τὰ πλείστα ὁμολογέωσι, εἰπεῖν αὐτοῖσιν ὅτι τὸ σκέλος σφὶν τοτὲ μὲν θερμὸν γίνεται, τοτὲ δὲ ψυχρόν. ἢ δὲ νοῦσος αὕτη ὀκόσοισι μὲν [ἀνά]<sup>1</sup> τὴν ὀσφὺν ἐκλείπουσα ἐς τὰ κάτω τρέπεται, θαρσύνει. ὀκόσοισι δὲ τὰ τε ἰσχία καὶ τὴν ὀσφὺν μὴ ἐκλείπουσα εἰς τὰ ἄνω τρέπεται, προλέγειν δεινὰ εἶναι.

42. Οἷσι δὲ περὶ τὰ ἄρθρα ὀδύνη τε γίνονται καὶ ἐπάρσιες καὶ καταπαύονται, οὐκ ἐν τῷ ποδαγρικῷ τρόπῳ, εὐρήσεις τὰ τε σπλάγχνα μεγάλα καὶ ἐν τῷ οὔρῳ λευκὴν ὑπόστασιν· καὶ τοὺς κροτάφους, ἦν ἐπέρη, φήσει πολλάκις ἀλγέειν· φήσει δὲ καὶ ἰδρώτας αὐτῷ γίνεσθαι νυκτερινούς. ἦν δὲ μήτε ὑπὸ τῷ οὔρῳ ὑφίσταται ἢ ὑπόστασις αὕτη, μήτε οἱ ἰδρώτες γίνονται, κίνδυνος ἢ χλωθῆναι τὰ ἄρθρα, ἢ ὁ δὴ



summer. In young men sciaticas are not less painful, but they are shorter, for they end on the fortieth day, and neither the attacks of numbness are severe nor the chills of the legs and loins. In people in whom this disease occupies the loins and leg, but does not press them so forcefully that they are bedridden, look to see whether there are tumours anywhere in the hip region, and ask whether the pain extends to the groin, for if both these signs are present, the disease becomes chronic. Also ask whether there is numbness in the thigh, extending to the loin; if the patient says there is, ask again whether it also extends down the lower leg to the flat of the foot. To those who answer in the affirmative on most of these points, say that their leg will at one time become hot, at another cold. In cases where this disease departs from the loins, and turns downwards, there is reason for confidence, but in cases where it does not leave the hips and loins, but moves upward, you must predict danger.

42. In people in whom pains arise about the joints together with swellings, and then cease—but not in the manner of gout—you will discover that the inward parts are enlarged, and that there is a white precipitate in the urine; if you ask the person, he will say that his temples often have pains, and he will also say that he has night-sweats. If, however, neither this precipitate comes down in the urine nor the sweats set in, there is a danger either that the joints will become lame, or that what they call

---

<sup>1</sup> Del. Opsopoeus in note.

μελικηρίδα καλέουσι γίνεσθαι ὑπ' αὐτοῖσι. γίνεται δὲ τὸ νόσημα τοῦτο οἷσιν ἐν τῇ παιδίῃ τε καὶ νεότητι ξύνηθες ἐὼν αἷμα ρεῖν ἐκ τῶν ῥινῶν πέπνυται. ἐπανερέσθαι οὖν περὶ τῆς τοῦ αἵματος ῥήξιος, εἰ ἐγένετο ἐν τῇ νεότητι· καὶ αἱ κνιδώσιες ἐν τε τῷ στήθει καὶ τῷ μεταφρένῳ εἰ ἔνεισι· καὶ ὀκόσοις αἱ κοιλίαι ἰσχυρὰς ὀδύνας παρέχουσιν ἄνευ ἐκταραξίων· καὶ ὀκόσοισιν αἰμορροΐδες γίνονται· αὕτη γὰρ ἡ ἀρχὴ τῶν νοσημάτων τούτων. ἦν δὲ κακόχροοι οἱ ἄνθρωποι οὗτοι φαίνονται, ἐπανερέσθαι καὶ κεφαλὴν, εἰ ὀδυνῶνται· φήσουσι γάρ. τούτων δὲ ὀκόσοισιν αἱ κοιλίαι ἐπώδυνοι ἐν γε τοῖς δεξιοῖς εἶεν, τὰ ἀλγήματα ἰσχυρότερα γίνεται, καὶ μάλιστα ὅταν πρὸς τῷ ὑποχονδρίῳ κατὰ τὸ ἦπαρ τὸ ὑπόλειμμα τῆς ὀδύνης ἦ. ὠφελείη δὲ ταύτας τὰς ὀδύνας τὸ παραντίκα ψόφος ἐν τῇ γαστρὶ γενόμενος· ὀκόταν δὲ ἡ ὀδύνη παύσῃται, τὸ οὖρον παχὺ καὶ χλωρὸν οὐρέουσιν. ἔστι δὲ θανατώδης μὲν οὐδαμῶς ὁ τρόπος οὗτος, χρόνιος δὲ κάρτα· ὀκόταν δὲ παλαιὸν ἤδη ἦ τὸ νόσημα, ἀμβλυώσσουσιν οἱ ἄνθρωποι ὑπ' αὐτοῦ. ἀλλ' ἐπανερέσθαι περὶ τοῦ αἵματος, εἰ νέω ἔοντι ἔρρει, καὶ περὶ τοῦ ἀμβλυωσμοῦ, καὶ περὶ τοῦ στήθους παχύνσιος<sup>1</sup> <καὶ τῆς><sup>2</sup> χλωρότητος, καὶ ἀμφὶ τῶν ψόφων εἰ ἐγγίνονται τε καὶ ὠφελέουσιν ἐπιγινόμενοι· φήσουσι γὰρ πάντα ταῦτα. [εἴτε ἐρυθρόν τε εἴτε μέλαν, τούτοισι πῦον ἐλπίζειν μᾶλλον ἢ πτύειν· σκέπτεσθαι δὲ τούτοισι καὶ ἐν τοῖσι ποσὶν οἰδήματα· καὶ γὰρ τοῦτο τὸ σημεῖον τούτοισιν ὁμόλογόν ἐστιν.]<sup>3</sup>

meliceris<sup>a</sup> will arise in them. This disease arises in people in whom an epistaxis that was common in their childhood and youth has stopped. Thus you must ask whether such an epistaxis occurred when the person was young; also whether there is itching of the chest and back, whether the cavities are causing violent pains without any apparent disturbance, and whether haemorrhoids have developed—for this is how these diseases begin. If these people appear to have a poor colour, ask whether they have pains in the head; they will say they do. In those whose cavities are painful on the right side, the pains are more violent, and especially when what remains of the pain is at the hypochondrium in the region of the liver. These pains are relieved at once by rumblings in the belly; when the pain stops, thick yellow-green urine is passed. This form of the complaint, though not at all mortal, is especially chronic. When the disease is already long-standing, patients become dim of vision from it. You must ask about the blood—whether the patient haemorrhaged when he was young—about the dimness of vision, about the thickening and greenness of the urine, and about the rumblings—whether they occurred and whether they gave any relief when they did occur; patients will say that all these things were so. [Either reddish or dark, expect pus rather than expectoration. Also look for swellings in their feet, for this sign reinforces the others.]

<sup>a</sup> A cyst filled with a honey-like substance.

<sup>1</sup> Potter: *κενώσιος* I.      <sup>2</sup> Littré.

<sup>3</sup> Del. Cornarius; cf. ch. 40 above.

43. Λειχήνες δὲ καὶ λέπραι καὶ λεῦκαι, οἷσι μὲν νέοισιν ἢ παισὶν ἐοῦσιν ἐγένετό τι τούτων, ἢ κατὰ μικρὸν φανέν αὐξεται ἐν πολλῷ χρόνῳ, τούτοισι μὲν οὐ χρὴ ἀπόστασιν νομίζειν τὸ ἐξάνθημα, ἀλλὰ νόσημα· οἷσι δὲ ἐγένετο τούτων τι πολὺ τε καὶ ἐξάπίνης, τοῦτο ἂν εἴη ἀπόστασις. γίνονται δὲ λεῦκαι μὲν ἐκ τῶν θανατωδεστάτων νοσημάτων, οἷον καὶ ἡ νοῦσος ἢ Φοινικίη καλεομένη. αἱ δὲ λέπραι καὶ οἱ λειχήνες ἐκ τῶν μελαγχολικῶν. ἰῆσθαι δὲ τούτων εὐπετέστερά ἐστιν, ὅσα νεωτάτοισί τε γίνεται καὶ νεώτατά ἐστι, καὶ τοῦ σώματος ἐν τοῖσι μαλθακώτατοισί τε καὶ σαρκωδεστάτοισι φύεται.

43. Lichen, lepra and *leuce*: when one of these has arisen in a young person or a child, or when it appears it grows but little over a long time, you must consider the eruption not to be an apostasis, but a disease; whereas when one of them appears suddenly and over a large area, it is an apostasis. *Leuce* is among the most mortal of diseases, like the so-called Phoenician disease.<sup>a</sup> Lepra and lichen are melancholic. These diseases are easier to heal when they occur in the youngest patients, are of the most recent origin, and grow in the softest and fleshiest parts of the body.

<sup>a</sup> Littré follows Galen vol. 19, 153, in suggesting elephantiasis.

# MEMORANDUM

The following information was obtained from a review of the records of the [redacted] and is being furnished to you for your information. It is noted that the [redacted] has been advised of the contents of this memorandum and has indicated that it is in agreement with the information contained herein.

Very truly yours,  
[Signature]

# INTRODUCTION

## PHYSICIAN

The first thing I remember is the morning in 1945, when I  
the faculty of medicine. The day was just  
high school and the years of college. I  
the first thing I remember is the morning in 1945, when I  
the faculty of medicine. The day was just  
high school and the years of college. I  
the first thing I remember is the morning in 1945, when I  
the faculty of medicine. The day was just  
high school and the years of college. I

I was a young man, full of hope and ambition, ready to  
begin my career in the medical profession. I had just  
completed my undergraduate studies and was about to  
begin my medical education. The day was just  
high school and the years of college. I  
the first thing I remember is the morning in 1945, when I  
the faculty of medicine. The day was just  
high school and the years of college. I

I was a young man, full of hope and ambition, ready to  
begin my career in the medical profession. I had just  
completed my undergraduate studies and was about to  
begin my medical education. The day was just  
high school and the years of college. I

PHYSICIAN



## INTRODUCTION<sup>1</sup>

Very little is known about the position of *Physician* in the history of medicine. "Cet opuscule," says Littré,<sup>2</sup> "n'est mentionné par aucun des anciens critiques." And later on; "Dans le silence des anciens commentateurs il n'est pas possible de se faire une idée sur l'origine de l'opuscule du Médecin."<sup>3</sup> Littré does, however, point out passages that are parallel to parts of *Physician* in *Surgery*, *Ancient Medicine* and several other Hippocratic works, concluding that these similarities of content assure the treatise a legitimate place in the Hippocratic collection.<sup>4</sup>

After the first chapter, which outlines the attributes desirable in a physician, the piece goes on to discuss the arrangement of the surgery, the preparation of bandages, instruments, and so forth. Then follows a short discussion of tumours and sores, and the book finishes with a recommendation to a student to attach himself to mercenary troops in order to have practice in surgery—a fairly

<sup>1</sup> Jones edited and translated Ch. 1 of *Physician* in vol. 2 of the *Loeb Hippocrates*, pp. 303–313. The introduction here printed is to a large part taken directly from Jones'.

<sup>2</sup> Littré vol. 1, 412.

<sup>3</sup> Littré vol. 1, 414.

<sup>4</sup> Littré vol. 9, 198–201.

## PHYSICIAN

sure indication of a date later than 400 B.C.<sup>5</sup>

J. F. Bensel holds that *Physician* is closely connected with the treatises *Precepts* and *Decorum*. It is most important to come to some conclusion as to whether there is a real connection, or whether there are merely resemblances.

Bensel's monograph (it is really an edition of *Physician*) is very instructive. The author sees that all three books are intended for young beginners; he points out that the artifices we associate with the style of Isocrates are to be seen in *Physician*, and in particular that in some cases there are verbal parallels. These tend to indicate that the date of *Physician* is 350–300 B.C.

Up to this point it is easy to agree with Bensel. But when he goes on to assert that *Physician* is contemporary with *Precepts* and *Decorum*, and that the last shows Epicurean tendencies, it is difficult to follow his argument. *Physician* is comparatively simple, and the Greek is rarely strange or obscure. There are none of the signs of late date. *Precepts* and *Decorum*, on the other hand, are not only strange but even fantastic. No extant Greek prose shows such peculiar vagaries in diction. The signs of late date are many and insistent. Finally, the supposed Epicureanism of *Decorum* cannot possibly be reconciled with the assertion made in that work that physicians give way before the gods, and know that their art is under the direction of a higher power. Surely this is Stoic rather than Epicurean doctrine. The truth seems to be that what Bensel takes to be Epicureanism is really the

<sup>5</sup> Fleischer (p. 56f.) argues on the basis of examples of Hellenistic word usage for a date in the third century.

received ethical teaching of later Hellenistic times, which is in part common to both schools of thought.

The likeness, then, between *Physician* and the other two works is a similarity of subject. All are addresses to young men at the beginning of their medical course, and lay down the rules of conduct and practice that such students must follow. In the face of the evidence it is illegitimate to go further, and to assert that all were written at the same time. On the contrary, there is every reason to think that *Physician* is considerably earlier than the other two.

*Physician* has attracted considerable interest among Hippocratic scholars over the centuries.<sup>6</sup> Noteworthy recent studies of the treatise include:

- J. F. Bensel, "Hippocratis qui fertur De medico libellus ad codicum fidem restitutus," *Philologus* 78 (1922), p. 88-131. (= Bensel)
- U. Fleischer, *Untersuchungen zu den pseudohippokratischen Schriften ΠΑΡΑΓΓΕΛΙΑΙ, ΠΕΡΙ ΙΗΤΡΟΥ* und *ΠΕΡΙ ΕΥΣΧΗΜΟΣΤΝΗΣ*, Berlin, 1939. (= Fleischer)
- M. Moisan, *Edition critique et commentée, avec traduction française, de deux oeuvres de la collection hippocratique: Préceptes et Médecin*, Diss. Paris, 1993. (= Moisan)

The text of *Physician* printed here is based on the text and apparatus of Heiberg.

<sup>6</sup> See Littré vol. 9, 203.

## ΠΕΡΙ ΙΗΤΡΟΥ

IX 204

Littré

1. Ἰητροῦ μὲν εἶναι προστασίην ὀρήν <ὡς><sup>1</sup> εὐχρως τε καὶ εὐσαρκος ἔσται πρὸς τὴν ὑπάρχουσαν αὐτῷ φύσιν· ἀξιούνται γὰρ ὑπὸ τῶν πολλῶν οἱ μὴ εὖ διακείμενοι τὸ σῶμα οὕτως ὡς οὐδ' ἂν ἐτέρων ἐπιμεληθῆναι καλῶς. ἔπειτα <τὰ><sup>2</sup> περὶ αὐτὸν καθαρείως ἔχειν ἐσθῆτι χρηστῇ καὶ χρίσμασιν εὐόδοις ὁδμὴν ἔχουσιν ἀνυπόπτως· πρὸς ἅπαντα ταῦτα γὰρ ἡδέως ἔχειν ξυμβαίνει τοὺς νοσέοντας, δεῖ δὲ τοῦτο σκοπέειν. τὰ δὲ περὶ τὴν ψυχὴν σώφρονα, μὴ μόνον τὸ σιγᾶν, ἀλλὰ καὶ περὶ τὸν βίον πάνν εὐτακτον· μέγιστα γὰρ ἔχει πρὸς δόξαν ἀγαθά. τὸ δὲ ἦθος εἶναι καλὸν καὶ ἀγαθόν, τοιοῦτον δ' ὄντα πᾶσι καὶ σεμνὸν καὶ φιλόανθρωπον· τὸ γὰρ προπετὲς καὶ τὸ πρόχειρον καταφρονεῖται, κἂν πάνν χρήσιμον ᾗ. σκοπὸν δὲ ἐπὶ τῆς ἐξουσίης· τὰ γὰρ |

206 αὐτὰ παρὰ τοῖς αὐτοῖς σπανίως ἔχουσιν ἀγαπάται. σχήμασι δὲ ἀπὸ μὲν προσώπου σύννου μὴ πικρῶς· αὐθάδης γὰρ δοκεῖ εἶναι καὶ μισάνθρωπος· ὁ δὲ εἰς γέλωτα ἀνιέμενος καὶ λίην ἰλαρὸς φορτικὸς ὑπολαμβάνεται, φυλακτέον δὲ τὸ τοιοῦτον οὐχ ἦκιστα.

<sup>1</sup> Zwinger in margin.

<sup>2</sup> Littré.

## PHYSICIAN

1. The dignity of a physician requires that he should look healthy, and as plump as nature intended him to be; for the common crowd consider those who are not of this excellent bodily condition to be unable to take care of others. Then he must be clean in person, well dressed, and anointed with sweet-smelling unguents that are beyond suspicion. For all these things are pleasing to people who are ill, and he must pay attention to this. In matters of the mind, let him be prudent, not only with regard to silence, but also in having a great regularity of life, since this is very important in respect of reputation; he must be a gentleman in character, and being this he must be grave and kind to all. For an over-forward obtrusiveness is despised, even though it may be very useful. Let him look to the liberty of action that is his; for the same things, if done but seldom to the same patients, are appreciated.<sup>a</sup> In appearance, let him be of a serious but not harsh countenance; for harshness is taken to mean arrogance and unkindness, while a man of uncontrolled laughter and excessive gaiety is considered vulgar, and vulgarity especially must be avoided. In every social rela-

<sup>a</sup> The only thing scholars agree upon about this passage is its difficulty.

δίκαιον δὲ πρὸς πάσαν ὁμιλίην εἶναι· χρὴ γὰρ πολλὰ ἐπικουρέειν δικαιοσύνην, πρὸς δὲ ἰητρὸν οὐ μικρὰ συναλλάγματα τοῖσι νοσοῦσίν ἐστι· καὶ γὰρ αὐτοὺς ὑποχειρίους ποιέουσι τοῖς ἰητροῖς, καὶ πάσαν ὄρην ἐντυγχάνουσι γυναιξί, παρθένοις καὶ τοῖς ἀξίοις πλείστου κτήμασιν· ἐγκρατέως οὖν δεῖ πρὸς ἅπαντα ἔχειν ταῦτα. τὴν μὲν οὖν ψυχὴν καὶ τὸ σῶμα οὕτω διακεῖσθαι.

2. Τὰ δὲ εἰς τὴν ἰητρικὴν τέχνην παραγγέλματα, δι' ὧν ἔστιν εἶναι τεχνικόν, ἀπ' ἀρχῆς συνοπτέον, ἀφ' ὧν καὶ μαθάνειν ἄνθρωπος ἀρξαιτο· τὰ τοίνυν ἐν ἰητρείῳ θεραπευόμενα σχεδὸν μαθηθόντων ἐστίν. δεῖ δὲ πρῶτον μὲν τόπον ἔχειν οἰκέειον,<sup>1</sup> ἔσται δὲ τοῦτο ἐὰν μήτε πνεῦμα εἰς αὐτὸν παραγινόμενον ἐνοχλῆ μήθ' ἥλιος ἢ αὐγὴ λυπέη. φῶς δὲ τηλαυγὲς μὲν τοῖς θεραπεύουσιν, ἄλυπον δὲ τοῖς θεραπευομένοις ὑπάρχειν.<sup>2</sup> πάντως μὲν οὖν τοιαύτην τὴν αὐγὴν μάλιστα, διὸ συμβαίνει τοὺς ὀφθαλμοὺς νοσέειν· τὸ μὲν οὖν φῶς τοιοῦτον εἶναι παρήγγελται· τοῦτο δέ, ὅπως μηδαμῶς ἐναντίως ἔξει τῷ προσώπῳ τὰς αὐγὰς· προσενοχλεῖ γὰρ τὴν ὄψιν ἀσθενέως ἔχουσαν· πάσα δ' ἱκανὴ πρόφασις ἀσθενέοντος ὀφθαλμοὺς ἐπιταράξαι· τῷ μὲν οὖν φωτὶ τοῦτον τὸν τρόπον χρηστέον ἐστίν. τοὺς δὲ δίφρους ὀμαλοὺς εἶναι τοῖς ὕψεσιν ὅτι μάλιστα, ὅπως | κατ' αὐτοὺς ὦσιν. χαλκώματι δὲ πλὴν τῶν ὀργάνων μηδενὶ χρήσθω· κалωπισμὸς γάρ τις εἶναί μοι δοκεῖ φορτικὸς σκεύεσι τοιούτοισι χρῆσθαι. τὸ δ' ὕδωρ παρέχειν δεῖ πότι-

tion he will be fair, for fairness must be of great service. The intimacy also between physician and patient is close. Patients in fact put themselves into the hands of their physician, and at every moment he meets women, maidens, and possessions very precious indeed. So towards all these self-control must be used. Such then should the physician be, in body and in soul.

2. As for the precepts of the medical art that make proficiency possible, you must first consider which ones a person should take as the starting point of his instruction. Now the things treated in the surgery are perhaps what the beginner should learn. First you must have a suitable location: it will be thus, if neither wind blows in, causing annoyance, nor sunshine or brightness does harm; light must be bright for those who are treating, but not do any harm to those who are being treated. In every instance, then, the brightness must be such, for it does happen that the eyes become ill. It is a rule, then, that the light should be like this; also that the patient should under no circumstances directly face the brightness; for light disturbs even more a vision that is weak, and any factor is sufficient to trouble ailing eyes. Light, then, must be arranged in this way. The couches should be level in their heights as far as possible, so that they will be convenient.<sup>a</sup> The surgeon should avoid the use of bronze, except for his instruments, for the use of such gear seems to me to be nothing but vulgar ostentation. You must provide

<sup>a</sup> Littré understands "afin que le médecin et le patient soient de niveau" and Fuchs "damit sie der Körperform der Patienten entsprechen"; the passage is unclear.

<sup>1</sup> Littré: τῆς οἰκίης V.

<sup>2</sup> Fleischer: -ἀρχει V.

μον τοῖς θεραπευομένοις καὶ καθαρὸν. τοῖς δὲ ἀπομάγμασιν καθαροῖς καὶ μαλθακοῖς χρῆσθαι, πρὸς μὲν τοὺς ὀφθαλμοὺς ὀθονίοις, πρὸς δὲ τὰ τραύματα σπόγγοις· αὐτόματα γὰρ ταῦτα βοηθεῖν δοκεῖ καλῶς. τὰ δ' ὄργανα πάντα εὐήρη πρὸς τὴν χρείαν ὑπάρχειν δεῖ τῷ μεγέθει καὶ βάρει καὶ λεπτότητι.

3. Τὰ δὲ προσφερόμενα ἅπαντα μὲν χρή συνορηῆν ὅπως συνοίσει.<sup>1</sup> μάλιστα δὲ πλείστον, εἰ ὀμιλεῖν μέλλει τῷ νοσοῦντι μέρει· ταῦτα δὲ ἐστὶν ἐπίδεσματα καὶ φάρμακα καὶ τὰ περὶ τὸ ἔλκος ὀθόνια καὶ τὰ καταπλάσματα· πλείστον γὰρ χρόνον ταῦτα περὶ τοὺς νοσέοντάς ἐστὶ τόπους. ἢ δὲ μετὰ ταῦτα ἀφαίσεις τούτων, ἀνάψυξις τε καὶ περικάθαρσις, καὶ τῶν ὑδάτων κατάντλησις, ὀλίγου τινός ἐστὶ χρόνου· καὶ τι ποιῆσαι ὅκου χρή, μᾶλλον τε καὶ ἥσσον ἐσκέφθαι δεῖ· τούτων γὰρ ἀμφοτέρων ἢ χρῆσις εὐκαιρός τε καὶ μὴ γενομένων μεγάλην ἔχει διαφορῆν.

4. Ἔστι δὲ οἰκείη ἐπίδεσις τῆς ἰητρικῆς, ἀφ' ἧς ὠφελεῖσθαι τὸν θεραπευόμενον.<sup>2</sup> μέγιστα δὲ ὠφελεῖ δύο ταῦτα, οἷς ἐστὶ χρηστέον, πῆσαι ὅκου δεῖ καὶ 210 ἀνειμένως ἐπιδηῆσαι· πρὸς δὲ τοὺς χρόνους | τῆς ὥρης, πότε δεῖ σκεπαστικῶς καὶ μὴ, συνορηῆν, ὅκως μηδὲ ἀσθενῆ λεληθὸς ποτέρῳ τούτων ἐνιαχοῦ χρηστέον· εὐρύθμους δὲ ἐπιδέσις καὶ θεητρικὰς μηδὲν ὠφελούσας ἀπογινώσκειν· φορτικὸν γὰρ τὸ τοιοῦτον καὶ παντελῶς ἀλαζονικόν, πολλάκις τε βλάβην οἶσον τῷ θεραπευομένῳ ζητεῖται ὁ νοσέων οὐ καλῶπισμόν, ἀλλὰ τὸ συμφέρον.



## PHYSICIAN

potable and clean water for the patients. Use swabs that are clean and soft, linen ones for the eyes, sponges for wounds; for these seem to serve well just by themselves. All the instruments must be well fitted for their use in size, weight, and fineness.

3. You must take care that all the things you apply will be benign, most especially if they are to be in contact with the ailing part, i.e. bandages, medications, linen cloths about the lesion, and cataplasms. For these remain about the ailing places for a very long time, whereas afterwards their removal, and the cooling, cleaning off and bathing of the lesion in water lasts only a short time. And where something must be done, you must consider the degree; for the use of more and less must be well-timed, and when they are not it makes a great difference.

4. There is a proper way of bandaging in medicine, by which the person being treated is benefited. The following two types help most: ones you must employ to exert pressure where it is required, and ones to bind loosely. Consider when the bandage should be covered, and when not, in relation to the times of the season, so that the patient too may know which covering should be employed under the various circumstances. Reject graceful and showy bandages as doing no good, for this sort of thing is vulgar and purely a matter of display, and will often bring harm to the person being treated: the ill person is not looking for what is decorative, but for what is beneficial.

---

<sup>1</sup> Chartier: -οισι V.

<sup>2</sup> Foes in note: -πέύοντα V.

5. Ἐπὶ δὲ τῶν χειρουργιῶν, ὅσαι διὰ τομῆς εἰσιν ἢ καύσιος, τὸ ταχέως ἢ βραδέως ὁμοίως ἐπαινέται· χρήσις γάρ ἐστιν ἀμφοτέρων αὐτῶν. ἐν οἷς μὲν γάρ ἐστι διὰ μῆς τομῆς ἢ χειρουργία, χρή ποιέεσθαι ταχέϊαν τὴν διαίρεσιν· ἐπεὶ γὰρ συμβαίνει τοὺς τεμνομένους πονέειν, τὸ μὲν<sup>1</sup> λυπέον ὡς ἐλάχιστον χρόνον δεῖ παρεῖναι· τοῦτο δὲ ἔσται ταχείης τῆς τομῆς γενομένης. ὅπου δὲ πολλὰς ἀναγκαῖον γενέσθαι τὰς τομάς, βραδείῃ χρηστέον τῇ χειρουργίᾳ· ὁ μὲν γὰρ ταχὺς ξυνεχῆ ποιέει τὸν πόνον καὶ πολύν· τὰ δὲ διαλείποντα<sup>2</sup> ἀνάπαυσιν ἔχει τινὰ τοῦ τόνου τοῖς θεραπευομένοις.

212 6. Τὸ δ' αὐτὸ ἐπὶ τῶν ὀργάνων λέγοιτ' ἄν· τοῖς δὲ μαχαιρίοις ὀξέσι δὲ χρῆσθαι καὶ πλατέσιν οὐκ ἐπὶ πάντων ὁμοίως παραγγέλλομεν· μέρη γάρ τινά ἐστι τοῦ σώματος, ἃ ἐν τάχει μὲν ἔχει τὴν ῥύμην τοῦ αἵματος, καὶ κατασχεῖν ἐστιν οὐ ῥῆϊδιον· ταῦτα δὲ ἐστιν οἳ τε κίρσοι καὶ τινες ἄλλαι φλέβες· τὰς μὲν τομάς χρή εἶναι τῶν τοιούτων στενάς· οὐ γὰρ οἶόν τε<sup>3</sup> τὴν ῥύσιν γενέσθαι κατακορῆ· ξυμφέρει δέ ποτε ἀπὸ τῶν τοιούτων αἵματος ἀφαίρεσιν ποιέεσθαι. πρὸς δὲ τοὺς ἀκινδύνους τόπους καὶ περὶ οὓς μὴ λεπτὸν ἐστι τὸ αἷμα, πλατυτέροις χρῆσθαι τοῖς μαχαιρίοισι· τὸ γὰρ αἷμα πορεύοιτ' ἄν, ἄλλως δὲ οὐδαμῶς· πάνυ δ' ἐστιν αἰσχρῶς μὴ ξυμβαίνειν ἀπὸ τῆς χειρουργίης ὅ τι θέλει.

7. Σικυῶν δὲ δύο τρόπους εἶναι χρησίμους· ὅτε μὲν γὰρ ῥεῦμα ξυνεστηκὸς πόρρω τῆς ἐπιφαινομέ-

## PHYSICIAN

5. In surgical operations that consist in incising or cauterizing, speed or slowness are commended alike, for each has its value. In cases where the surgery is performed by a single incision, you must make it a quick one; for since the person being cut generally suffers pain, this suffering should last for the least time possible, and that will be achieved if the incision is made quickly. However, when many incisions are necessary, you must employ a slow surgery, for a surgeon that was fast would make the pain sustained and great, whereas intervals provide a break in its intensity for the patients.

6. The same principle might be enunciated on the use of instruments. We recommend the use of both pointed scalpels and broad ones, but not indifferently in every case. For there are some parts of the body from which the flow of blood comes rapidly, and is not very easy to hold back, for example from varices and certain other vessels. Incisions in these must be narrow, for thus it is impossible for the haemorrhage to become too intense; it does sometimes convey a benefit to draw blood from these. In undangerous locations and those where the blood is not thin, employ broader scalpels: for in this way the blood will be successfully brought to flow, although otherwise not at all, and it is very disgraceful not to achieve with an operation what you wish to.

7. Of cupping instruments two types are useful. When the flux has collected far from the surface tissue,

---

<sup>1</sup> Linden: *μὲν τὸ V.*

<sup>2</sup> Moisan: *τότε διαλιπόντα V.*

<sup>3</sup> Aldina: *οἴονται V.*

νης σαρκός, τὸν μὲν κύκλον αὐτῆς εἶναι δεῖ<sup>1</sup> βρα-  
 χύν, αὐτὴν δὲ μὴ γαστρῶδη, προμήκη τὸ πρὸς τὴν  
 χεῖρα μέρος, μὴ βαρείαν· τοιαύτην γὰρ οὔσαν  
 ἔλκειν ἐς ἰθὺ ζυμβαίνει, καὶ τοὺς ἀφεστῶτας ἰχώρας  
 καλῶς ἀνεσπᾶσθαι πρὸς τὴν σάρκα· τοῦ δὲ πόνου  
 πλείονος κατεσκευασμένου τῆς σαρκός, τὰ μὲν ἄλλα  
 παραπλησίην, τὸν δὲ κύκλον μέγαν· οὕτω γὰρ ἐκ  
 πλείστων μερῶν εὐρήσεις ἄγουσαν ἐς ὃν δεῖ τὸ  
 λυποῦν τόπον· οὐ γὰρ οἶόν τε<sup>2</sup> μέγαν εἶναι τὸν  
 κύκλον, μὴ συναγομένης τῆς σαρκός ἐκ πλείονος  
 τόπου. βαρεία δ' οὔσα ῥέπει καὶ ἐς τοὺς ἄνω τόπους·  
 κάτω δὲ μᾶλλον τὴν ἀφαίρεσιν, καὶ πολλάκις ὑπο-  
 λείπεσθαι τὰς νούσους. τοῖσι μὲν οὖν ἐφεστῶσι ρεύ-  
 214 μασι καὶ μακρὰν ἀπέχουσιν ἀπὸ τῶν ἄνω τόπων οἱ  
 πλατεῖς κύκλοι πολλὰ ξυνεπισπῶνται παρὰ τῆς  
 ἄλλης σαρκός· ἐπιπροσθεῖν οὖν ζυμβαίνει τὴν  
 ἐντεῦθεν ἐλκομένην νοτίδα τῷ ξυναγομένῳ κάτωθεν  
 ἰχώρι, καὶ τὰ μὲν ἐνοχλεῦντα ὑπολείπεσθαι, τὰ δ'  
 οὐδὲν λυπέοντα ἀφαιρεῖσθαι. μέγεθος δὲ σικύης τί  
 χρήσιμον στοχάζεσθαι χρή πρὸς τὰ μέρη τοῦ  
 σώματος, οἷς ἂν δέη προσβάλλειν. ὅταν δὲ κατα-  
 κρούη, κάτωθεν δέχεσθαι· τὸ γὰρ αἷμα φανερὸν  
 εἶναι δεῖ τῶν χειρουργουμένων τόπων· ἄλλως δὲ  
 οὐδὲ τὸν κύκλον τὸν ἐλκυσθέντα χρή κατακρούειν·  
 εὐτονωτέρη γάρ ἐστιν ἢ σὰρξ τοῦ πονήσαντος·  
 μαχαιρίοις δὲ τοῖς καμπύλοις ἐξ ἄκρου μὴ λίην στε-

<sup>1</sup> Aldina: διά- V.<sup>2</sup> Foes after Gorraeus: οἶονται V.

## PHYSICIAN

the circle at the mouth of the instrument must be short, the instrument itself not too bellied, and the handle long and not heavy. For if it has this shape, it will attract in a straight line and draw the dispersed sera up nicely towards the tissue. But if the pain is more spread out over the tissue, the cupping instrument should be otherwise the same, but its circle large; for if it is like this, you will find that it draws the disease material from as many parts as possible to the place where it should be; for it is impossible for the circle to be large without the tissue attracting from a wider area. If the instrument is heavy, it presses on the upper parts as well, whereas the removal of fluid ought rather to take place lower down, and often the diseases are left behind. Now when fluxes become blocked and are held far away from the upper parts, instruments with wide circles attract together material from the rest of the tissue, so it turns out that the moisture drawn from there (i.e. from the superficial tissue) stands in the way of the serum collected from below, so that what is troublesome is left behind while that which was doing no harm is removed. What size of cupping instrument will be useful you must estimate according to the bodily part to which it is to be applied. When you make scarifications, the blood must be taken from below—for the blood of the incised parts must be visible. Otherwise you should not scarify even the circle that is drawn up by the cupping instrument, since the tissue at the surface is more distended than the area which is ill.<sup>a</sup> Use curved scalpels that are not

<sup>a</sup> See Daremberg p. 70, note 23. If you scarify when the surface tissue is compacter than the ailing region below it, the blood will come from the surface, and do no benefit.

νοῖς· ἐνίοτε γὰρ ἰχῶρες ἔρχονται γλίσχροι καὶ παχεῖς· κίνδυνος οὖν ἔστιν ὑποστῆναι τῆσι τομησιν, ὅταν στεναὶ τμηθῶσιν.

8. Τὰς δ' ἐπὶ τῶν βραχιόνων φλέβας τῆσι καταλήψεσι χρὴ φυλάσσειν· ἡ γὰρ καλύπτουσα σὰρξ πολλοῖς οὐ καλῶς συνήρμοσται τῇ φλεβί· τῆς γὰρ σαρκὸς ὀλισθηρῆς οὔσης, οὐ καθ' ἑαυτὰς ξυμβαίνει τὰς τομὰς ἀμφοτέρων γίνεσθαι· τὴν γὰρ φλέβα ἐκφυσᾶσθαι ξυμβαίνει καλυφθεῖσαν, καὶ τὴν ρύσιν τοῦ αἵματος κωλύεσθαι, πολλοῖσι δὲ καὶ πῦος διὰ τοῦτο ξυνίστασθαι· δοκεῖ δὴ<sup>1</sup> δύο βλάβας φέρειν ἢ τοιαύτη χειρουργίῃ, τῷ μὲν τμηθέντι πόνον, τῷ δὲ τέμνοντι πολλὴν ἀδοξίην· τὸ δ' αὐτὸ κατὰ πασῶν παρήγγελται γίνεσθαι.

216 9. Τὰ μὲν οὖν κατ' ἰητρῆιον ἀναγκαῖα ὄργανα, καὶ περὶ ἃ δεῖ | τεχνικὸν εἶναι τὸν μανθάνοντα, ταῦτ' ἔστιν· ὀδοντάγρησι γὰρ καὶ σταφυλάγρησι χρῆσθαι τὸν τυχόντα ἔστιν· ἀπλῆ γὰρ ἢ χρήσις αὐτῶν εἶναι δοκεῖ.

10. Περὶ δὲ φυμάτων καὶ ἐλκῶν, ὁκόσα μειζόνων ἔστι νοσημάτων, τὰ μὲν φύματα τεχνικώτατον ὑπειληφέναι δεῖ δύνασθαι διαλύειν, καὶ τὰς συστάσεις αὐτῶν κωλύειν· ἐχόμενον δὲ τούτων, στέλλειν εἰς τὸν ἐπιφανῆ τόπον ὡς εἰς βραχύτατον, καὶ τὴν σύστασιν ὁμαλῶς διὰ παντὸς ποιεῖσθαι τοῦ φύματος· ἀνωμάλως γὰρ ἔχοντος αὐτοῦ, ῥαγῆναί τε καὶ δυσθεράπευτον τὸ ἔλκος κίνδυνός ἐστι γενέσθαι· ἐξομαλίζειν τε χρὴ πέσσοντα<sup>2</sup> πανομοίως, καὶ μήτε

too narrow at the point, for sometimes the sera that come are sticky and thick; there is therefore a danger that they will become blocked in the incisions if these are cut too narrow.

8. The vessels in the arm you must secure with ligatures, for the tissue that covers them is, in many persons, not closely attached to the vessel. So, since the tissue is slippery, the cuts in them both (i.e. vessel and tissue) do not occur at the same place. The vessel then comes to puff out, since it is covered, and the flow of blood is impeded; in many persons pus as well forms for this reason. Indeed, such an operation seems to bear a double harm: pain to the person incised, and to the one incising great ill-repute. The same thing (i.e. use of ligatures) is recommended for all vessels.

9. These then are the instruments necessary in the surgery, and with which the learner must be proficient. The tooth-forceps and the uvula-forceps anyone can employ, since their use appears to be straightforward.

10. Growths and lesions, which are among the major disorders: growths, it must be understood, it is most proficient to be able to resolve, and to prevent their formation; but when one exists, to restrict it to a surface location as narrow as possible, and to make the consistency homogeneous through the whole growth. For if it is not homogeneous, there is a danger that the lesion will rupture and be difficult to treat. You must allow maturation to take place evenly all through the growth, and neither cut it

---

<sup>1</sup> Zwinger: δὴ δοκεῖ V.

<sup>2</sup> Froben: πεισόντα V.

διαίρειν πρότερον μήτε αὐτόματον ἔην ῥαγῆναι· τὰ δὲ ἐκπέψαι<sup>1</sup> δυνάμενα ὁμαλῶς ἐν ἐτέροις εἴρηται.

11. Τὰ δ' ἔλκεα δοκεῖ πορείας ἔχειν τέσσαρας, μίαν μὲν ἐς βάθος· ταῦτα δ' ἔστι τὰ συριγγώδη καὶ ὅσα ὕπουλά ἐστι, καὶ ἔντοσθεν κεκοιλασμένα· ἡ δ' ἐτέρη εἰς ὕψος, τὰ ὑπερσαρκεῦντα· τρίτη δὲ ἐστὶν εἰς πλάτος· ταῦτα δ' ἔστι τὰ καλεόμενα ἐρρηστικά· τετάρτη ὁδὸς ἐστὶν, αὕτη δὲ μόνη κατὰ φύσιν εἶναι δοκεῖ κίνησις. αὗται μὲν οὖν ξυμφοραὶ τοιαῦται σαρκὸς εἰσι, πᾶσαι δὲ κοινὰ τοῦ ξυμφύοντος·<sup>2</sup> καὶ τὰ μὲν τούτων ἐν ἐτέροις σημεῖα δεδήλωται, καὶ ἥ χρηστέον ἐστὶν ἐπιμελεία, δι' ὧν δὲ τὸ ξυμφυόμενον  
218 | διαλυθήσεται· καὶ τὸ πληρέμενον, ἢ κοῖλον γινόμενον, ἢ τὴν εἰς πλάτος πορείαν ποιούμενον, προσηκόντως περὶ τούτων ἐν ἄλλοις εἴρηται σημεῖα.

12. Περὶ δὲ καταπλασμάτων ὧδε· τῶν ἐπιτιθεμένων ὀθονίων ὅκου ἂν ἡ χρῆσις κατὰ τοῦ νοσεύματος ἀκριβῆς εἶναι δοκῆ, καὶ τῷ ἔλκει ἀρμόζου<sup>3</sup> τὸ ἐπιτιθέμενον ὀθόνιον, τῷ δὲ καταπλάσματι πρὸς τὸν κύκλω τόπον τοῦ ἔλκεος χρω· χρῆσις γὰρ αὕτη καταπλάσματός ἐστὶν ἔντεχνός τε καὶ πλείστα ὠφελεῖν δυναμένη· ἐδόκει γὰρ τῷ μὲν ἔλκει βοηθεῖν ἢ τῶν περιτιθεμένων δύναμις, τὸ δ' ὀθόνιον φυλάσσειν· τὰ δ' ἔξω μὲν τοῦ ἔλκεος τὸ κατάπλασμα ὠφελεί. τὴν μὲν οὖν χρῆσιν αὐτῶν εἶναι δεῖ τοιαύτην.

13. Περὶ δὲ καιρῶν, ὁκότε τούτοις ἐκάστοις χρη-

<sup>1</sup> Froben: ἐκπέψαι V.

<sup>2</sup> Littré: -φέροντος V.



open beforehand, nor allow it to rupture spontaneously. Things capable of bringing about an even maturation have been discussed elsewhere.

11. Growths appear to have four modes of advance. First, downward: these are the fistulous growths, and such as are beneath the surface of the tissue, and hollowed out from inside. Second are those which form an excess of tissue upwards. Third are ones which grow laterally, and these are called herpetic (i.e. creeping). There is a fourth mode, and it alone seems to be a natural progression.<sup>a</sup> These then are the kinds of things that happen to tissue, and they all share the same process of condensation. Their signs have been pointed out elsewhere, and the kind of treatment to be used, and the means by which what has condensed will be resolved. The signs of those which are over-grown, or hollowed out, or making an excursion to the side are adequately recorded elsewhere.

12. Cataplasms. When the use of linen bandages with medications applied to them seems indicated in an ailment, fit the medicated linen to the lesion, and employ the cataplasm around the area of the lesion in a circle. For this use of the cataplasm is in accordance with the art, and can bring benefit in very many cases. For the strength of what is placed around the outside seems to benefit the lesion, while the linen bandage protects it, and the cataplasm helps the area outside the lesion. The method of their application, then, must be such.

13. As for the times when it is opportune to use each

---

<sup>a</sup> See Daremberg pp. 71f., note 32.

<sup>3</sup> Aldina: -ov V.

στέον ἐστί, καὶ τὰς δυνάμιας ὡς χρὴ τῶν γεγραμμένων καταμανθάνειν, παραλέλειπται δὲ τὰ τοιαῦτα, ἐπεὶ<sup>1</sup> πλείω προῆκται τῆς κατ' ἰητρικὴν ἐπιμελείας καὶ πόρρω τοῦ τῆς τέχνης ἤδη προεληλυθότος ἐστίν.

220 14. Ἐχόμενον δὲ τούτων ἐστὶ καὶ κατὰ στρατιῆν γινομένων<sup>2</sup> τραυμάτων χειρουργίη περὶ τὴν ἐξαίρεσιν τῶν βελέων. ἐν τῆσι κατὰ πτόλιν διατριβῆσι βραχεῖά τις ἐστί τούτων ἢ χρήσις· ὀλιγάκις γὰρ ἐν παντὶ τῷ χρόνῳ γίνονται πολιτικαὶ στρατιαὶ καὶ πολεμικαί· | ξυμβαίνει δὲ τὰ τοιαῦτα πλειστάκις καὶ ξυνεχέστατα περὶ τὰς ξενικὰς στρατίας γίνεσθαι. τὸν μὲν οὖν μέλλοντα χειρουργεῖν στρατεύεσθαι δεῖ καὶ παρηκολουθηκέναι στρατεύμασι ξενικοῖς· οὕτω γὰρ ἂν εἴη γεγυμνασμένος πρὸς ταύτην τὴν χρεῖαν. ὃ δὲ εἶναι δοκεῖ περὶ ταῦτα τεχνικώτερον, εἰρηῆσθαι τῶν γὰρ ὄπλων ἐνότων καὶ σημεῖα πεπορίσθαι τέχνης ἐστὶ πλείστον μέρος καὶ τῆς πρὸς ταῦτα χειρουργίης· τούτου γὰρ ὑπάρξαντος, οὐκ ἂν παραλίποιο τραυματίας ἀγνοηθεῖς ὅταν χειρουργῆται μὴ προσηκόντως· μόνος δ' ἂν ὁ τῶν σημεῖων ἔμπειρος εἰκότως ἐπιχειροίη. περὶ δὲ τούτων ἀπάντων ἐν ἐτέροις γεγραμμένον ἐστίν.

<sup>1</sup> Froben after Calvus' *quoniam*: ἐπὶ V.

<sup>2</sup> Froben: -μένην V.

of these things, and how one should learn the properties of the things that have been described, such things have been omitted, since they go further into the practice of medicine and are appropriate to the student who has already made considerable progress in the art.

14. Related to this is the surgery of wounds arising in military service, which concerns the extraction of missiles. In city practice experience of these is but little, for very rarely even in a whole lifetime are there civil or military combats. In fact such things occur most frequently and continuously in armies abroad. Thus, the person intending to practice this kind of surgery must serve in the army, and accompany it on expeditions abroad; for in this way he would become experienced in this practice. What seems to be the more technical side of these matters has been stated: to know the signs of weapons lodged in the body is the greatest part of the art and of the surgery concerning these things. For if this be known, the wounded man will not go unrecognized when he has not been suitably operated upon. Only someone who is knowledgeable about these signs can properly put his hand to the task. All this has been described in other writings.



## USE OF LIQUIDS

## INTRODUCTION

In spite of the tenuousness of its transmission—the text is present in only one mediaeval manuscript, A of the eleventh century<sup>1</sup>—and its apparently unfinished and/or mutilated state, the Hippocratic ancestry of this treatise is firmly established by several pieces of evidence. Extensive textual borrowings exist between *Use of Liquids* and *Aphorisms* 5, 16–25, although which work is the borrower and which the source has not been firmly established.

Furthermore, Erotian includes seven words from *Use of Liquids* in his *Glossary*,<sup>2</sup> although the name of the treatise is never given in these articles. In his preface, however, the title *On Waters* (*περὶ ὑδάτων*) appears among the dietetic works,<sup>3</sup> a title confirmed by Athenaeus, *Deipnosophistae* 2. 46b, where a paraphrase of the opening of *Use of Liquids* is ascribed to “Hippocrates in the *περὶ ὑδάτων*.” In one gloss Erotian indicates that the work was known to Bacchius of Tanagra

<sup>1</sup> A second manuscript, Parisinus Graecus 2255 (= E) is, as Hans Diller demonstrated, at this point copied from the Froben edition: H. Diller, *Die Überlieferung der hippokratischen Schrift ΠΕΡΙ ΛΕΠΩΝ ΤΔΑΤΩΝ ΤΟΠΩΝ*, Leipzig, 1932, pp. 13ff.

<sup>2</sup> See Nachmanson pp. 329f.

<sup>3</sup> Erotian p. 9.

## USE OF LIQUIDS

(third century B.C.),<sup>4</sup> and in another to Glaucias of Tarentum (second century B.C.).<sup>5</sup>

Galen, too, includes words unique to this treatise in his Hippocratic *Glossary*.<sup>6</sup> He also refers to the treatise twice by the title *Use of Liquids*, in his commentaries on *Aphorisms* 5, 16<sup>7</sup> and *Epidemics VI* 3,6,<sup>8</sup> and once quotes from it, albeit with an incorrect attribution to *Epidemics VI*, in his commentary to that work.<sup>9</sup>

True to its title, *Use of Liquids* instructs its reader on the external application of liquids—fresh water, salt water, vinegar, wines—to warm, cool, clean, soften, moisten, dry, and soothe the body.

This edition of *Use of Liquids* is based on Heiberg's CMG edition and on my collation from microfilm of the manuscript A. The resulting text is often obscure, requiring the translator to divine a meaning where none is clearly apparent.

<sup>4</sup> S.v. A 48.

<sup>5</sup> S.v. A 49.

<sup>6</sup> E.g. Galen vol. 19, 71 αἰθόλικες.

<sup>7</sup> Galen vol. 17B, 801.

<sup>8</sup> Galen vol. 17B, 36 = CMG V 10,2,2, p. 142.

<sup>9</sup> Galen vol. 17A, 891 = CMG V 10,2,2, p. 57.

## ΠΕΡΙ ΥΓΡΩΝ ΧΡΗΣΙΟΣ

VI 118

1. Ὑδωρ ποτόν· ἄλμυρόν θάλασσα.

Littre

Ποτόν μὲν κατ' ἰητρείον κράτιστον· καὶ γὰρ σιδηρίοισι καὶ χαλκείοισι κράτιστον, καὶ φαρμάκοισι τοῖσι πλείστοισι παλαιουμένοισι κοινότατον. ἐς δὲ χρῶτα γινῶναι δεῖ, ὅτι τοῦτο ἢ τέγγει ἢ ψύξει ἢ θέρμη, ἄλλω δὲ οὐδενὶ ὠφελείη ἢ βλάπτει ποτόν. ὅπου ὀλίγον ποτοῦ, σπόγγω· χρῆσις ἄριστον ὀφθαλμοῖσιν. <εἰ><sup>1</sup> αὐτὸ τὸ δέρμα ἐφήλκωται, θερμῶ, αἰόνησις· πυρίη τοῦ σώματος ἅπαντος ἢ μέρεος, δέρματος σκληροῦ μάλθαξις, συντεταμένου χάλασις νεύρων, σαρκῶν ἐκχύμωσις, ἰδρῶτος ἄφοδος· ὑγρῆναι, προκλύσαι<sup>2</sup> οἶον ρίνας, κύστιν, φύσας· σαρκῶσαι, ἀπαλῦναι, τῆξαι, μυνθῆσαι, χροιῆν ἀνακαλέσαι, χροιῆν ἀνασκεδάσαι. ὑπνικὸν καὶ κατὰ κεφαλῆς καὶ ἄλλων· σπασμῶν, τετάνων παρηγορικόν· ὀδύνας κωφοῖ ὠτός, ὀφθαλμῶν, ὅσα τοιαῦτα. τὰ ψυχρὰ θερμῆναι, οἶον πίσσα, ἔλκεσι, πλην τοῖσιν αἰμορραγεῦσιν ἢ μέλλουσι, κατήγμα-

<sup>1</sup> Littre.

<sup>2</sup> Foes in note after Cornarius' *prolutione*: -κλήση A.



## USE OF LIQUIDS

### 1. Drinking water: salty sea-water.

Drinking water is the best for use in the surgery. It is the best for instruments of iron and bronze, and the most commonly used for most medications that are conserved. You must know that this drinking water, when used on the skin, helps or harms by moistening, by cooling, or by heating, but in no other way. Where a little drinking water is being applied, do it with a sponge; this usage is the best for the eyes. If the skin itself is ulcerated, you will moisten it with warm water. A fomentation of the whole body or of part of it effects a softening of hard skin, a relaxation of cords when the body is rigid, a removal of fluid from the tissues, and an evacuation of sweat. Warm water is useful to moisten, to wash out beforehand,<sup>a</sup> as for example the nostrils, bladder, or flatus from the cavity; to promote the growth of tissue, to make plump; to reduce, to diminish; to restore colour, to dissipate colour. Poured over the head and other parts of the body, it promotes sleep; it is soothing to convulsions and spasms; it blunts pains of the ear, of the eyes, and such like. It warms what is cold, as pitch does, in sores other than those that are

<sup>a</sup> With A's reading: "provoke".

σιν, ἐκπτώμασι, τοῖσιν ἄλλοισι, οἷσιν ἂν ὀθόνια  
 ἰητρὸς· καρηβαρίη. τὸ μέτριον | ἐκάστω, μὴ πρόσω,  
 οἶδαμεν βασανίζειν, οἷον τὸ θερμὸν τῷ χρωτί, ἐξ  
 ὑπερβολῆς ἐφ' ἐκάτερα, ὡς ἀμφοῖν μὴ ἀμαρτάνειν,<sup>1</sup>  
 σημαινόμενος ταῖς βλάβαις ἢ οὐκ ὠφελείαις, οἷον  
 χλιαροῦ· δεῖ γὰρ τῆσι βλάβησιν ἢ τῆσιν ὠφελείη-  
 σιν κἂν ὦσι, χρῆσθαι μέχρι τοῦ ὠφελέοντος ἢ  
 μέχρι τοῦ βλάπτοντος.

Τέγξις μὲν οὖν, ἀσθενές· ψύξις δὲ καὶ θάλψις,  
 ἰσχυρόν, ὡς ἐξ ἡλίου· τὸ δὲ ψυχρόν, θερμὸν ἔον ὡς  
 ποτὸν ἀσθενέοντι· ἀλλὰ τὸ μὲν θερμὸν μὴ πρόσω  
 καίειν, κρίνει δ' αὐτός, πλὴν τοῖσιν ἀφώνοισιν, ἢ  
 παραπληγικοῖσιν, ἢ νεναρκωμένοισιν, ἢ οἷα ἐπὶ  
 τρώμασι κατεψυγμένοισιν ἢ ὑπερωδύνοισι, τούτοισι  
 δὲ ἀναίσθητα· λάθοις γὰρ ἂν κατακαύσας· καὶ τὰ  
 ἐκπτώματα δὲ τὰ βαθέα καὶ τὰ μεγάλα· ἤδη καὶ  
 πόδες ἀπέπεσον, καταψυχθέντες, ἐκ καταχύσιος θερ-  
 μοῦ· ἀλλὰ τούτοισιν ὁ τοῦ καταχέοντος χρώς, κρι-  
 τῆς· καὶ ψυχροῦ δὲ ὡσαύτως· τούτων δ' αὐτῶν τὸ  
 ὀλίγον ἐκατέρου, ἀσθενές· τὸ δὲ πολὺ, ἰσχυρόν·  
 ἀλλὰ μὴν ἔαν, μέχρι γένηται οὐ ἔνεκα ποιέεται· τὸ  
 ἔσχατον προπαύειν πρὶν γενέσθαι· τούτων δὲ ἐκάτε-  
 ρον<sup>2</sup> βλάπτει· βλάπτει δὲ ταῦτα τὸ θερμὸν πλέον ἢ  
 πλεονάκις<sup>3</sup> χρεομένοισι, σαρκῶν ἐκθήλυνσιν, νεύρων  
 ἀκράτειαν, γνώμης νάρκωσιν, αἱμορραγίας, λειπο-  
 θυμίας, ταῦτα ἐς θάνατον· τὸ δὲ ψυχρόν, σπασμούς,

<sup>1</sup> Heiberg: -νει A.      <sup>2</sup> Zwinger: -ων A.

<sup>3</sup> ἢ πλεονάκις deleted by A<sup>2</sup>.

## USE OF LIQUIDS

bleeding or about to, in fractures, in dislocations and other conditions in which the physician uses linen bandages, and in headache. The right measure in each case—not to go too far—we know how to discern, as for example what is hot on the skin, from the evidence of an excess in either direction; in order not to make a mistake in the one direction or the other, we conjecture from seeing that we are doing harm, or from seeing that we are not doing any good, as for example in the application of lukewarm water. For you must draw conclusions from when harm or help becomes evident, and so continue to employ the measure until some benefit or harm results.

Moistening, then, is a weak measure, while cooling and heating have strong effects, as for example from the sun. Cold water, heated as a drink for the patient, is good; but do not heat it too much. Let the patient himself judge, except in cases of loss of speech, paralysis, numbness, or anaesthesia in wounds that are chilled or very painful. For these patients you could severely burn without it being noticed. Also dislocations that are profound and severe: there have been cases where frozen feet have been lost after being treated with hot affusions. In these cases, the touch of the person who is making the affusions is the judge, also of cold ones in the same way. A small amount of either of these is weak, a large amount strong. Let the treatment continue until that occurs which it was meant to achieve, but stop before any excess; each of these does damage. They harm those who use too much hot water or use it too often by causing a softening of the tissues, powerlessness of the cords, paralysis of judgment, haemorrhages, or loss of consciousness—even to the point of death. Cold water provokes convulsion,

τετάνους, μελασμούς, ρίγεια πυρετώδεια. αἱ μὲν μετριότητες ἐκ τούτων. τὰ δ' ἄλλα βλάπτει καὶ ὠφελεί τὰ εἰρημένα ἡδονῆσι καὶ εὐφορίῃσι καὶ ἀχθηδόσι καὶ δυσφορίῃσιν, αἱ καθ' ἐν ἕκαστον αὐτῶν ὁμολογοῦσαι φαίνονται.

122

2. Ὑγιὲς σῶμα, τὸ μὲν ἐν σκέπη εἰθισμένον, ὅτι ἄηθες, ὅτι προσωτάτω τοῦ οἰκείου θάλπεος, ἐγγύτατα δὲ τοῦ ἀλλοτρίου ψύχους, διὰ ταῦτ' ἄρα τῷ θερμῷ ἡδεται καὶ φέρειν δύναται. ἐγκέφαλος καὶ ὅσα ἀπὸ τοιούτων, ψυχρῷ μὲν ἄχθεται, θερμῷ δ' ἡδεται, καὶ ἦν ἄρα ἡ ψυχρότερον καὶ στερεώτερον φύσει. καὶ πρόσω τοῦ<sup>1</sup> οἰκείου θάλπεος, καὶ πλείστα αὐτῶν· διὰ τοῦτο ὀστέοισιν, ὀδοῦσι, νεύροισι τὸ ψυχρὸν πολέμιον, τὸ δὲ θερμὸν φίλιον, ὅτι ἀπὸ τούτων σπασμοί, τέτανοι, ρίγεια πυρετώδεια, ἃ τὸ μὲν ψυχρὸν ποιέει, τὸ δὲ θερμὸν παύει. διὰ τοῦτο καὶ γονῆ τὸ θερμὸν ἡδοῦναι καὶ προκλήσιες, ἀπὸ δὲ τοῦ ψυχροῦ ἀλγηδόνες καὶ ἀποτρέψεις· διὰ τοῦτο ὀσφύς, στήθος, νῶτον, ὑποχόνδριον<sup>2</sup> μᾶλλον ψυχρῷ ἄχθεται,<sup>3</sup> θερμῷ δ' ἡδεται καὶ φέρειν δύναται· διὰ τοῦτ' ἄρα ὀσφύς, νῶτον, στήθος, ὑποχόνδριον τὰ ἐναντία πέπονθεν, ὅτι ἐναντιαῖα· διὰ τοῦτ' ἄρα τούτῳ τῷ χωρίῳ ἀσῶδες ἐνταῦθα χρωμένοισι τὸ θερμόν,<sup>4</sup>

<sup>1</sup> Zwinger in margin: πρὸς ὅτου A.

<sup>2</sup> A: ὀσφύς, στήθος, νῶτον, ὑποχόνδρια A<sup>2</sup> and editors.

<sup>3</sup> A<sup>2</sup> in margin: ἄλλοστε A.

<sup>4</sup> A: τῷ θερμῷ A<sup>2</sup>.

## USE OF LIQUIDS

spasms, darkening of the flesh and febrile chills. Moderate usages follow from these things. In general, the measures discussed harm and help in relationship to the states of pleasure, well-being, annoyance and discomfort which appear to coincide with each of them.

2. A healthy body, that part of it that is usually sheltered—because heat is unfamiliar to it because it is furthest from the body's natural heat and closest to the alien cold—enjoys heat and can bear it, no doubt for those very reasons. The brain and other parts of similar material are vexed by cold and take pleasure in heat, even though they themselves are by nature colder and solider, and most of them are also located far from the body's own heat. For this reason cold is hostile to bones, teeth and cords, and heat is congenial to them, because convulsions, spasms and febrile chills arise from them, and these are things which are provoked by cold and stopped by heat. For the same reason to the parts of generation heat is pleasure and stimulation, whereas from cold they feel pain and aversion. For the same reason these parts are vexed more by cold than the loins, chest, back and hypochondrium,<sup>a</sup> and take pleasure in heat and can bear it; for the same reason, no doubt, loin, chest, back and hypochondrium sense the opposites since they are themselves opposite.<sup>b</sup> And for the same reason in this region (sc. the hypochondrium) heat is nauseating for those who employ it there,

<sup>a</sup> With the reading of A<sup>2</sup>: "so also the loins, chest, back and hypochondria are vexed by cold. . . ."

<sup>b</sup> I.e. they are warm; with A<sup>2</sup>'s reading they would be cold. That in fact they are considered warm is proven by the sentence that follows.

τὸ δὲ ψυχρὸν παύει· διὰ τοῦτ' ἄρα ποτῶ ψυχρῶ ἤδεται, διὰ τοῦτ' ἄρα βρώμασι τοῖσι θερμοῖσιν ἤδεται. διὰ τοῦτ' ἄρα καὶ κατὰ ἀκρέων ἐν λειποθυμίας τὸ ψυχρὸν καταχεόμενον ὠφελεί. ὅτι δὲ τὰ ὀπισθεν τῶν ἔμπροσθεν τὸ θερμὸν μᾶλλον ἀνέχεται, τὰ εἰρημένα αἷτια· ὅτι δὲ καὶ τὰ ψυχρά, ὀρθῶς· τά τε γὰρ ἄκρεα ἔμπροσθεν καὶ οὐκ ἐν σκέπη εἰθισμένα, ὡσπερ οἱ ἔνδον τοῦ ἔξω. μνηστέον δὲ καὶ ὅτι ἐκάτερον ἐφ' ἐκατέρου τοῦ σώματος κρέσσον τοῦ δέρματος τοῦ ἔξω, ὅτι συνεχές τε ἐωυτῶ καὶ νεύρῳ ἐναίμῳ· διὰ τὸ ἔξω τοῦ οἰκείου θερμοῦ ἐν τῷ ἔξω ψυχρῶ<sup>1</sup> εἶναι, ἐπ' ἀμφοῖν πυκνὰ κρατέεται, καὶ ἐκατέρων πυκνὰ δείται, πυκνὰ δὲ μᾶλλον θερμοῦ ἐς ἡδονήν. πάσχει δὲ καὶ ἄκρεα τοιοῦτο, ὥστε ταχέως ἐνακούειν πολλῶν· βραδέως δὲ πρῶτον ἐπαίρεται, καὶ φλεβῶν δῆλον, αἱ πρότερον καὶ ὕστερον· οὕτως πάντα φαίνεται, ὅκου τε ψύχεται ἄκρεα, ὅκου τε θερμαίνεται, ἐν κενεαγγικοῖσιν, ἐν λειποθυμικοῖσι, καὶ κατὰ λόγον· εἰκότως ἄρα φλέβας, καὶ τὰ ἀπὸ τούτων ἔπεται, καὶ θερμαίνει πρῶτον τὸ θερμόν, οἷον τῶν χειρῶν τὰ εἶσω. τὰ δ' ἔλκεα θερμῶ ἤδεται ὁμολογουμένως, ὅτι ἐν σκέπη εἴθισται, εἰκότως ἄρα τῷ ἐτέρῳ ἄχθεται. εἰκότως ἄρα καὶ αὐταὶ αἱ φλέβες, ὅτι ἐν θερμῶ εἰσιν. εἰκότως ἄρα καὶ αὐτὸς ὁ θώρηξ, καὶ αὐτὴ ἡ κοιλίη κρατουμένη ὑπὸ τοῦ ψυχροῦ μάλιστα ἀγανακτεῖ καὶ θανατοῖ, ὅτι μάλιστα ἀήθεια.<sup>2</sup> ἀλλὰ πλείστον ἀπέχει

<sup>1</sup> Zwinger in margin: -χρᾶ A.

<sup>2</sup> Aldina: -έας A.

## USE OF LIQUIDS

and cold stops the nausea. For the same reason again cold drinks provide pleasure, as do warm foods. For the same reason, where there is a loss of consciousness, cold water poured over the extremities is beneficial. What has been said is the reason why the posterior parts bear heat better than the anterior ones; so, too, do the colder parts; for the extremities are anterior and not accustomed to being sheltered as the internal parts are from the exterior. You must also remember that either one of them (sc. heat or cold) applied on either side of the body (sc. anterior or posterior) is more powerful than the external skin, which is continuous with itself and with the sanguineous cord. Because the skin is outside the body's own heat and is in the external cold, it is often dominated by them both, and often needs one or other of them, but more often heat, for pleasure. The extremities are affected in the same way, and so respond quickly to many influences; first they slowly swell up, and this becomes visible in the vessels—in some sooner, in others later. This is how everything occurs when the extremities are cooled or warmed in persons with empty vessels, in losses of consciousness, and so on. Naturally the heat pursues the vessels and heats them and the parts growing out of them, like the inner parts of the hands. Lesions, as is commonly agreed, take pleasure in heat, since they are accustomed to be sheltered; naturally they are vexed by the opposite. And naturally also the vessels themselves, since they are in a warm place. Naturally also both the chest itself and the cavity itself, on being overpowered by cold, are most violently irritated and mortified, since they are most unaccustomed to it.

126 τοῦ παθεῖν· τούτου γὰρ ἐγγύτατα [τούτο]<sup>1</sup> τὸ δεῖσθαι· εἰκότως ἄρα ποτῶ ψυχρῶ ἥδεται· οὕτως ὁμολογείει ταῦτα πάντα· ὅτι δὲ μάλιστα πάντα τὰ ἀποσύρματα καὶ τὰ ἐπικαύματα ἐπιπολῆς, οὐ μάλιστα εἰθισμένα ἐν σκέπη, μάλιστα ἐν ψυχρῶ ἀγανακτεῖ εἰκότως· τάχιστα γὰρ κρατέεται, καὶ τὰ βαθύτατα εἰ κρατοῖτο, μάλιστ' ἂν ἄχθοιτο· ἔπειτα καὶ τῆς φύσιος τῆς νευρώδους μετέχει· ὅτι ὑπογάστριον ἥδεσθαι δοκέει θερμῶ, σκεπτέον τὸ χωρίον, καὶ μετέχει· καὶ ἄκρεα, καὶ κύστις, καὶ γονή, καὶ ἄλλως<sup>2</sup> γόνος ὁ γυμνός· ἔστι τε φύσει ψυχρότερος ἢ ὡς τις οἶεται· ἄνω γάρ, οὐ κάτω θερμὸν αἴσσει· διὰ ταῦτα ἥδεται· ὅτι μετὰ τὸ θερμὸν ψύχεται τὸ σῶμα διαχυθὲν<sup>3</sup> μᾶλλον, μετὰ δὲ τὸ ψυχρὸν ἀναθερμαίνεται μᾶλλον συσταλέν· οἶον καὶ τὰ ὕδατα, ψυκτέα, θερμαντέα, διὰ λεπτότητα· ὅτι μετὰ τὸ θερμὸν σκληρύνεται μᾶλλον ἐπιξηρανθέν, οἶον ὀφθαλμοὶ μετὰ τὸ ψυχρόν· τὸ μὲν γὰρ ὁμοίον τῶ περιέχοντι, τὸ δὲ οὐ.

3. Θάλασσα δέ, τοῖσι κνησμώδεσι καὶ δακνώδεσι, καὶ λούειν καὶ πυριῆν θερμῆ· τοῖσι μὲν ἀνθήμασιν<sup>4</sup> ὑπολιπαίνονται, πρὸς ἔλκεα δὲ πυρίκαυτα καὶ ἀποσύρματα καὶ ὅσα τοιαῦτα πολέμιον, ἐπιτήδειον δὲ τοῖσι καθαροῖσιν, ἀγαθὸν καὶ ἰσχυραίνειν εὔ, ὡς τὰ τῶν ἀλιέων ἔλκεα· ταῦτα γὰρ οὐδ' ἐκπνεῖ, ἢν μὴ ψαύῃ· καὶ πρὸς ὑποδεσμίδας· καὶ τὰ νεμόμενα παύει καὶ ἴστησιν, ὡς ἄλες καὶ ἀλμυρίδες καὶ

<sup>1</sup> Del. Heiberg.

<sup>2</sup> Zwinger in margin: -ος Α.



## USE OF LIQUIDS

But the person is very far from sensing it, since the need of cold is nearest; naturally he takes pleasure in a cold drink. Thus all these things agree. That particularly all abrasions and surface burns not occurring in locations very accustomed to be sheltered are especially vexed by the cold, is natural, for they are very quickly overpowered by the cold; also if the deepest parts should be overpowered, they would be most vexed, since they also partake of a cord-like structure. Since the hypogastrium seems to take pleasure in heat, you must pay attention to that area; it also shares a cord-like structure. Also the extremities, the bladder, and the parts of generation, especially the exposed ones, are colder in nature than what one thinks; for heat moves upward, not downward. For this reason they take pleasure in heat. Note that after a warm affusion the body cools off, because it is more dilated, and after a cold affusion warms up, because it is more contracted, just as waters that are to be cooled or heated do, on account of their fineness. After an affusion of hot water the body becomes harder because it is more dried out, just as the eyes do after a cold affusion. For the body is like what is around it, but the eyes are not.

3. Sea-water is useful for itching and irritated skin: wash and foment with it warm. On eruptions it is anointed in a small amount. To lesions arising from burns and abrasions and the like it is hostile, but suitable for clean ones. It benefits and dries up well lesions such as those of fishermen; for these do not suppurate, if they are not touched. It is also used on bandages applied next the skin. It stops and limits lesions that are spreading, as do

---

<sup>3</sup> Littré after Triller: -ψυχθέν A.

<sup>4</sup> Potter: ἀήθειω A.

λίτρον· πάντα δὲ ταῦτα σμικρῶ μὲν χρωμένῳ ἐρεθιστικά, προσνικῶντι δὲ ἀγαθόν· βέλτιον δὲ θέρμη πρὸς τὰ πλείστα.

128 4. Ὅξος δὲ χρωτὶ μὲν καὶ ἄρθροισι παραπλήσιον θαλάσση καὶ δυνατώτερον καταχέειν καὶ πυριᾶν· καὶ ἔλκεσι τοῖσι νεοτρότοισι, θρόμβοισιν, οὐ μέλασμα αἰδοίων, καῦσις οὐάτων ἢ καὶ ὀδόντων·  
| θερμῷ δὲ ταῦτα, τά τε ἄλλα· καὶ τῇ ὥρῃ συντεκμαίρεσθαι ἐκ τήξεως ἀλός·<sup>1</sup> καὶ πρὸς ἄλλα δὲ ὅσα λειχῆσι, λέπρησιν, ἀλφοῖσι, συντείνει παχυνθὲν ἐν ἡλίῳ θερμῷ, μάλιστα δὲ ὄνυξι λεπροῖσι, κραταιοῖ γὰρ μετὰ χρόνον. μυρμηκίας ἀπαλύνει, καὶ τοὺς ἐν ὣσιν [έώση]<sup>2</sup> ρύπους, μαλάσσει δὲ καὶ χρώτα, πολλαχῇ δὲ καὶ ἄλλῃ, εἰ μὴ ὀδμῇ ἔβλαπτε, καὶ μάλιστα γυναικας· ἐδύνατο δ' ἂν καὶ ποδαγρίη, εἰ μὴ ὁ χρῶς ἐτιτρώσκετο. ταῦτα καὶ τρυξ ὄξους ποιέει.

5. Οἶνος δὲ γλυκός, ὅσα χρόνια τρώματα, συνεχέως χρωμένῳ αὐταρκες, ἀτὰρ καὶ ἐς φαρμακοποίησιν. αὐστηρὸς δὲ ὁ λευκὸς καὶ μέλας οἶνος ψυχρὸς ἐπὶ τὰ ἔλκεα ἐνδέχεται, ψυχρὸς διὰ τὴν θέρμην. ὄρια δέ, ὅσα μὲν ψύξις εἵνεκα ἢ καταχεῖται ἢ ἐνίεται ἢ ἐμβάπτεται,<sup>3</sup> ὡς ὕδωρ ψυχρότατον· ὅσα δὲ στύψιος,<sup>4</sup> ὁ μέλας οἶνος, καὶ εἴρια καταρρηῆναι, οἶον καὶ φύλλα τευτλίων ἢ ὀθόνια βάπτεται ἐπὶ τὰ πλείστα· ὅσα δ' ἔτι<sup>5</sup> στύψιος, οἶον κισσοῦ φύλλα, ὁ

## USE OF LIQUIDS

salt, brine and soda; all these are irritant if used in a small amount, but when used over time beneficial. Sea-water is better used hot in most cases.

4. Vinegar has about the same effect on the skin and joints as sea-water; it is more powerful when applied in affusions and vapour-baths. It is also useful for recent lesions and thromboses, or where there is a darkening of the parts of generation, or a burning in the ears or teeth. Use it warm in these and the other cases, and take into account the time from the melting of the salt. It also exerts an effect on other conditions, such as lichen, lepra and alphas, when it has thickened in the hot sun, and especially leprous nails, for in time it gains the upper hand. It mollifies warts, and filth in the ears, softens the skin, and would find use in a good number of other instances, if its odour were not offensive, especially to women. It would also be effective in gout, if the skin is not broken. Wine lees, too, do the same.

5. Sweet wine, applied continuously, is adequate in itself for wounds that are chronic, but is also used in medications that are drunk. Dry white or red wine can be used cold on lesions, cold because the lesions are hot. Rules: for the sake of cooling, let wine as cold as the coldest water be applied by affusion, infusion or bathing; as astringent, red wine, and wool soaked in it, as beet leaves and linen cloths are often immersed; another astringent,

---

<sup>1</sup> Heiberg after Foes' *ex eliquatione salis*: ἄλες A.

<sup>2</sup> Del. Heiberg.

<sup>3</sup> Mack: ἐνβλάπτεται A: λ erased by A<sup>2</sup>.

<sup>4</sup> Zwinger in margin: ψύξιος A.

<sup>5</sup> Zwinger: ἔνι A.

130 λευκός, καὶ ὅσα στρυφνότερα ἢ ψαθυρότερα, οἶον  
κίστος<sup>1</sup> τε καὶ βάτος, ρούς | σκυτοδειφική, ἐλελίσφα-  
κος, καὶ ὅσα μαλθάσσειν δεῖ, οἶον ἄλητον ἐφθόν.

6. Τὸ ψυχρὸν ὠφελεί τὰ ἐρυθρά, οἷα ἄλλη καὶ  
ἄλλη ἐκθύει ὑποπλάτεια, οἷα τοῖσι<sup>2</sup> τοὺς σπλήνας  
ὀγκηροὺς ἀνίσχουσιν, εὐσάρκοισι δὲ καὶ ἀπαλο-  
σάρκοισιν ὑπέρυθρα, μέλασι δὲ καὶ οἷαι στρογγύ-  
λαι ἐοῦσαι, αἰθόλικας<sup>3</sup> λέγουσι, καὶ ἐν αὐτῆσι τῆσι  
θερμολουσίησιν ἀνίσταται γενόμενα, καὶ γυναιξὶν  
ἐν<sup>4</sup> γυναικείων ἀναδρομῇ ὑπὸ χρώτα, καὶ ὑπὸ ἐρε-  
θισμῶν<sup>5</sup> δέρματος, ἢ ἱματίων τρηχείων ἀήθει φορή-  
σει, ἢ ἐξ ἰδρώτων ἐξόδου, ἢ ἐκ ψύχους ἐξαίφνης  
πρὸς πῦρ ἐλθόντι ἢ λουτρὰ θερμά, ταῦτα ἦν ὕστερον  
ποιήση, ὅτι οὐδαμῶς ἐκθύει. ἐπεὶ ὀκόσα γε ἐκ  
132 ψύχους γίνεται, ἢ ὀκόσα τρηχύνεται κερ|χνώδεα,<sup>6</sup>  
εἴτ' ἐφελκουῦται, τὸ μὲν ψυχρὸν βλάπτει, τὸ δὲ θερ-  
μὸν ὠφελεί. ἃ δὲ ἄμφω ὠφελεί, τὰ ἐν ἄρθροισιν  
οἰδήματα, καὶ ἄνευ ἔλκεος ποδαγρικά, καὶ σπᾶσ-  
ματα<sup>7</sup> πλείιστα, τούτων<sup>8</sup> ψυχρὸν πολλὸν καταχεόμε-  
νον ἰδρῶσιν ἰσχναίνει καὶ ὀδύνην ναρκοῖ, νάρκη δὲ  
μετρίη ὀδύνης ληκτικόν· καὶ τὸ θερμὸν ἰσχναίνει καὶ  
μαλθάσσει. τοῖσι δὲ ποδαγρικοῖσι, παρέσει, τετά-  
νοισι, σπασμοῖσι, τὰ τοιαῦτα· συντάσιες, τρόμοι,  
παραπληγίαι, τὰ τοιαῦτα· χαλάσιες [ἢ χλωσίαι],<sup>9</sup>  
νάρκαι, ἀναυδία, τὰ τοιαῦτα· κάτωθεν ἀπολήμψεις·

<sup>1</sup> Zwinger in margin: κισσός A.

<sup>2</sup> τοῖσι Joly: οἷ A. <sup>3</sup> Mack: θόλικας A.

<sup>4</sup> Joly: ἐκ A. <sup>5</sup> Heiberg: -ὄν A.

## USE OF LIQUIDS

like ivy leaves, is white wine; also use white wine in place of the more astringent and friable leaves such as rock-rose and bramble, the sumach used in tanning, and the salvia, and also for agents that should soften, like boiled meal.

6. Cold applications are of benefit for extended red eruptions that break out in different places, as for example in patients with swollen spleens, for reddish lesions in soft and fleshy bodies, and in dark bodies also for the roundish lesions they call pustules. Also for lesions that arise in warm baths, that occur in women when the menses are directed under the skin, or that arise from irritation of the skin either through the unaccustomed wearing of a rough piece of clothing, or the secretion of sweat, or in a person who suddenly comes out of the cold and approaches a fire or enters a hot bath—if he does this later, there is no eruption at all. Any lesions that arise from the cold, or that become rough like millet, and then ulcerate, are harmed by cold and benefited by warmth. Things that are benefited by both are swellings in the joints, gout without ulceration, most spasms. Copious cold affusions over them dry up the sweating and numb the pain; moderate numbness resolves pain. Heat too dries and softens. In gouts, paralyzes, convulsions, spasms, use the like; contractions, trembling, palsies, the like; lamenesses, numbnesses, losses of speech, the like. Stoppages from below: take heed in the employment

---

<sup>6</sup> Aldina: ψερχνώδεα A.

<sup>7</sup> Zwinger in margin after Cornarius' *convulsa*: σόματι A.

<sup>8</sup> Heiberg: τοῦτον A. <sup>9</sup> Littré, correcting χαλάσιες from A's χαλωσι, and following Zwinger in deleting what appears to be an intruded marginal gloss.

φυλάσσεσθαι δὲ ἐν τῇ ψυχρᾷ χρήσει, ψυχροῖσι  
 χρεόμενος μᾶλλον ἢ τάναντία. τὰ δὲ ἐς τὰ ἄρθρα  
 ἐσκληρυσμένα ἢ ὑπὸ φλεγμονῆς ὁκότε γενομένης ἢ  
 ἀγκύλης, προὔργου<sup>1</sup> ἰᾶσασθαι, ἐς ἀσκίον θερμούς  
 ἐγγέοντας, τὴν χεῖρα ἐναποδησαι. καὶ ὄμματα,  
 δακρύου παρηγορικὸν καταλείφοντα, πρὸς τὰ δρι-  
 μέα λίπος προσηνές, ὥστε μὴ ἄπτεσθαι τὸ ἀλμῶδες,  
 καὶ τοῖσι βοθρίοισι διάνυψις καὶ πλήρωσις ἐς φύσιν  
 ἄγουσα. ὀφθαλμοῖσι θερμὸν ὀδύνησι, ἐμπυήσεσι,  
 δακρύων δακνωδέων, ξηροῖσιν ἄπασιν· τὸ ψυχρὸν,  
 ἀνωδύνοισιν,<sup>2</sup> ἐξερύθροισι· τοῖσι δὲ εἰθισμένοισι  
 134 συστροφὰς κατὰ φλέβας ποιέει, οἷα χοιραδώδεα,  
 κατὰ θώρηκα, καὶ ἄλλα σκληρά· ἀρχῶ δὲ καὶ ὑστέ-  
 ρησι οὐ πᾶν ἐνδέχεται, αἷμα ἐν ψύχει οὐρέουσιν.  
 ἔλκεσι τὸ μὲν ψυχρὸν δακνωδες, δέρμα περισκληρύ-  
 νει, ὀδυνώδεα ἀνεκπύητα ποιέει, πελαιίνει, μελαίνει,  
 ῥίγεια πυρετώδεα, σπασμούς, τετάνους. ἔστι δὲ ὅκου  
 ἐπὶ τετάνῳ ἀνευ ἔλκεος νέῳ εὐσάρκῳ, θέρεος μέσου,  
 ψυχροῦ πολλοῦ κατάχυσις θερμῆς ἐπανάκλησις  
 ποιέει· θερμῆ δὲ ταῦτα ῥύεται, τοῖσι δὲ ἐν κεφαλῇ  
 καὶ καρηβαρίας. τὸ θερμὸν ἐκπητικόν, οὐκ ἐπὶ  
 παντὶ ἔλκει, μέγιστον σημεῖον ἐς ἀσφάλειαν, δέρμα  
 μαλθάσσει, ἰσχναίνει, ἀνωδνον, ῥιγέων, σπασμῶν,  
 τετάνων παρηγορικόν· τὸ δ' ἐν κεφαλῇ, καὶ καρηβα-  
 ρίαν λύει· πλείστον δὲ διαφέρει ὀστέων κατήγμασι,  
 μᾶλλον δὲ τοῖσιν ἐπιλωμένοισι, τούτων δὲ μάλιστα

<sup>1</sup> Linden: -ργ' A.

## USE OF LIQUIDS

of cold, if you use cold more than its opposite. Useful to heal indurated joints that have arisen either through the occurrence of inflammation or from stiffness is to pour hot fluids into a wine-skin and bind the arm to it. It soothes the tearing of the eyes to smear on a gentle fat substance acting against what is acrid, so that the salty fluid does not touch them; for ulceration let there be a washing and filling up to the natural state. In the eyes use warm agents against pains, against suppurations that have arisen because of irritating tears, and against all forms of dryness; cold agents for painless disorders or for erythemas. In those that are accustomed to it, cold provokes convolutions in the vessels, something like scrofulas, in the chest and other rigid structures. For the anus and the uterus, cold is not very applicable, nor in persons who pass blood in their urines in cold weather. On sores cold is an irritant, it makes the skin all around hard, it causes pains without suppuration, it makes them livid or dark, and it causes febrile chills, convulsions and spasms. Sometimes, in a tetanus without a wound occurring in the middle of summer in a robust young man, a copious affusion of cold water effects a restoration of heat; and heat relieves these things, as well as symptoms in the head, and its heaviness. Heat, which provokes suppuration, although not in every wound, is the best sign of recovery; it softens the skin, reduces swelling, removes pain, and soothes rigors, convulsions and spasms. Also in the head it relieves heaviness. It is also of the greatest value for fractures of bones, especially if they are denuded, and

---

<sup>2</sup> Zwinger in margin: -δύνοvs A.

136 τοῖσιν<sup>1</sup> ἐν κεφαλῇ τρώμασιν ἐκουσίοισι καὶ ἀκουσί-  
οισι, καὶ ὅσα ὑπὸ ψύχους ἢ θνήσκει ἢ ἐλκοῦται· ἔτι<sup>2</sup>  
ἐλκώμασιν δ' ἐκουσίοισί τε καὶ ἀκουσίοισι, ἀποσύρ-  
μασι, ἔρπησι, ἐσθιομένοισι, μελαινομένοισι ἐν νού-  
σοισι, ἢ ἐν ἀκοῇ, ἢ ἐν ἔδρῃ ἢ ὑστέρῃ, τούτοισι πᾶσι  
τὸ θερμὸν φίλιον | καὶ κρῖνον, τὸ δὲ ψυχρὸν πολέ-  
μιον καὶ κτεῖνον, πλὴν ὀκόσα αἰμορραγέειν ἐλπῖς.

7. Οὕτω κατάχσις ὑγρῶν, ἐπίχρισις<sup>3</sup> ἀλειπτῶν,  
ἐπίθεσις φύλλων ἢ ὀθονίων, κατάπλασις, ὀκόσα ἢ  
ψύξις ἢ θέρμη ὠφελείη ἢ βλάβη.

<sup>1</sup> Linden: τῶν A.

<sup>2</sup> Froben: ἐπὶ A.

<sup>3</sup> Littré: -χρήσας A.



## USE OF LIQUIDS

most particularly in injuries, either intentional or accidental, in the head, and wherever, because of cold, tissue dies or is ulcerated; also for intentional or accidental ulcerations, for abrasions, shingles, corrosions and darkening of the skin in diseases, or for the ear, anus or uterus—in all these heat is favourable and promotes the crisis, whereas cold is hostile and mortal, except in cases where there is an expectation of bleeding.

7. Thus it is with the affusion of liquids, the anointing of ointments, the binding on of leaves or bandages, and the use of cataplasms whenever either cold or heat benefits or harms.



## ULCERS

## INTRODUCTION

This treatise is known under this name to both Erotian and Galen. Erotian lists it among the therapeutic works in his preface,<sup>1</sup> and includes about a dozen words from it in his *Glossary*.<sup>2</sup> Galen, besides including words from it in his *Glossary*,<sup>3</sup> uses the treatise's account as the basis of his discussion of ulcers in *Methodus Medendi* 4, quoting frequently and extensively from the text.<sup>4</sup> In his *Commentary to Articulations*, he even refers to a now lost commentary he wrote to *Ulcers*.<sup>5</sup>

*Ulcers* presents a thorough and well-ordered account of surface lesions, arranged under the heads pathology (ch. 1–10), general therapy (ch. 11–17), and special therapy (ch. 18–27). The treatise is convincing testimony to its author's extensive clinical experience of the signs of superficial disorders, their modes of healing, and their

<sup>1</sup> Erotian p. 9.

<sup>2</sup> See Nachmanson pp. 358–61.

<sup>3</sup> Galen vol. 19, 108 Καρικόν; 19, 121 μέλανι φαρμάκω.

<sup>4</sup> Galen vol. 10, 274–95.

<sup>5</sup> Galen vol. 18A, 693. J. Ilberg ("Über die Schriftstellerei des Klaudios Galenos," *Rheinisches Museum* N.F. 44 (1889), p. 230) sets this commentary in the time of Galen's second visit to Rome, during the reign of Marcus Aurelius; cf. Galen vol. 18B, 538.

## ULCERS

complications, and draws on a rich store of pharmacological and surgical treatments.

Besides appearing in all the collected Hippocratic editions and translations, *Ulcers* is included in the surgical collections of Vidius, Manialdus and Petrequin. The treatise's textual transmission receives a careful investigation in D. Raupach, *Die handschriftliche Überlieferung der hippokratischen Schrift "De ulceribus,"* Diss. Göttingen, 1965. On the basis of the conclusions reached by Dr. Raupach, I have collated the manuscript M from microfilm, as our sole independent witness for the text of *Ulcers*.

An English translation of *Ulcers* appeared in Adams vol. 2, 794–809.

## ΠΕΡΙ ΕΛΚΩΝ

VI 400

Littre

1. Ἐλκεα ζύμπαντα οὐ χρὴ τέγγειν, πλὴν οἴνω, ἢν μὴ ἐν ἄρθρω ἔη τὸ ἔλκος· τὸ γὰρ ξηρὸν τοῦ ὑγίεος ἐγγυτέρω ἐστί, τὸ δὲ ὑγρὸν τοῦ μὴ ὑγίεος· τὸ γὰρ ἔλκος ὑγρὸν ἐστί, τὸ δὲ ὑγιὲς ξηρὸν. ἀνεπίδεδον δὲ ἔαν ἄμεινόν ἐστιν, ὅ τι γε μὴ καταπλάσσεται οὐδὲ καταπλάσσειν ἐνδεχόμενόν ἐστιν ἔνια τῶν ἐλκῶν, μᾶλλον δὲ τὰ νεότερωτα τῶν παλαιότερων, καὶ τὰ ἐν τοῖσιν ἄρθροισιν. ὀλιγοσιτέειν τε ὡς μάλιστα καὶ ὕδωρ ξυμφέρει πᾶσι τοῖσιν ἔλκεσι τῶν παλαιότερων, καὶ ὅ τι φλεγμαίνει ἔλκος ἢ μέλλει, καὶ ὅ τι σφακελίσαι κίνδυνος, καὶ τοῖσιν ἐν τοῖσιν ἄρθροισι ἔλκεσι καὶ φλέγμασι, καὶ ὅκου σπασμὸν κίνδυνος ἐπιγενέσθαι, καὶ τοῖσιν ἐν κοιλίῃ τρώμασι, παντῶν δὲ μάλιστα τοῖσιν ἐν τῇ κεφαλῇ καὶ μηρῷ κατεαγέντι, καὶ ἄλλω ὅ τι ἂν κατεαγῆ. ἐστάναι δ' ἔλκεσι ἤκιστα ξυμφέρει, καὶ ἄλλως ἢν ἐν σκέλει ἔχη τὸ ἔλκος, οὐδὲ καθῆσθαι οὐδὲ πορεύεσθαι· ἀλλ' ἡσυχίῃ καὶ ἀτρεμίῃ ξυμφέρει.

Τὰ δὲ νεότερωτα ἔλκεα πάντα ἤκιστα ἂν φλεγμῆναιεν αὐτά τε καὶ τὰ περιέχοντα, εἴ τις διαπυήσειε

## ULCERS<sup>a</sup>

1. Surface lesions should generally not be moistened, except with wine, unless the lesion is at a joint; for dryness is nearer to health, and moistness to unhealthiness, since a lesion is moist, but healthy tissue dry. It is better to leave lesions without any bandage, unless a plaster is being applied; and plasters should not be applied to certain lesions, in particular recent injuries as opposed to older ones, and those at joints. It is beneficial to eat as little food as possible and to drink water in all more long-standing lesions, and in any case where the lesion is swollen or is about to swell, or where there is a danger of sphacelus, or in lesions and swellings at the joints, or when there is a danger of convulsion, or in wounds of the cavity, or most especially of the head or in a fractured thigh, or wherever else a fracture occurs. For the patient to stand up is least beneficial for these lesions, especially if the lesion is in a leg, nor does it help to sit or to walk; on the contrary it is rest and quiet that help.

All fresh lesions, both themselves and the area around them, swell least if someone brings about suppuration

<sup>a</sup> See note on terminology following the general introduction to this volume.

402 ὡς<sup>1</sup> τάχιστα, καὶ τὸ πῦον μὴ ἀπολαμβάνομενον ἀπὸ τοῦ ἔλκεος τοῦ στόματος ἴσχοιτο, ἢ εἴ τις ἀποτρέποι ὅκως μηδὲ μελλήσῃ διαπυῆσαι πλὴν τοῦ ἀναγκαίου πύου ὀλιγίστου, ἀλλὰ ξηρὸν εἶναι ὡς μάλιστα φαρμάκῳ μὴ περισκελεῖ. πυρῶδες γὰρ γίνεται, ἐπὴν φρίκη ἐγγένηται καὶ σφυγμός· φλεγμαίνει γὰρ τὰ ἔλκεα τότε, ὅταν διαπυῆσαι μέλλῃ· διαπνεῖ δέ, ἀλλοιουμένου τοῦ αἵματος καὶ θερμανθέντος, ἕως σαπὲν πῦον γένηται. τῶν τοιούτων ἐλκέων, ὅταν δοκέῃ δεῖσθαι καταπλάσιος, οὐ χρὴ αὐτὸ τὸ ἔλκος καταπλάσσειν, ἀλλὰ τὰ περιέχοντα, ὅκως τὸ πῦον ἀποχωρήσῃ, καὶ τὰ σκληρυνόμενα μαλαχθῇ. τῶν δὲ ἐλκέων ὃ τι μὲν ἂν ὀξείῃ βέλεϊ διατμηθῇ ἢ διακοπῇ, ἐνδέχεται ἔναιμον φάρμακον καὶ τὸ κωλύον διαπνεῖν ἀναξηραίνόν τι. ἢ τις δ' ὑπὸ τοῦ βέλεος ἐφλάσθη καὶ ἐκόπη σὰρξ, ταύτην δὲ ἰητρεύειν, ὅκως διάπνος ὡς τάχιστα γένηται· ἦσσόν τε γὰρ φλεγμαίνει· καὶ ἀνάγκη τὰς σάρκας τὰς φλασθείσας καὶ κοπέισας σαπίσας καὶ πῦον γενομένας ἐκτακῆναι, ἔπειτα βλαστάνειν νέας σάρκας.

2. Ἐλκεῖ νεοτρότῳ παντί, πλὴν ἐν κοιλίῃ, ξυμφέρι <ἐκ τοῦ τρώματος αἷμα ῥυῆναι αὐτίκα πλεόν ἢ ἔλασσον· φλεγμαίνει γὰρ ἦσσον αὐτὸ τὸ ἔλκος καὶ τὰ περιέχοντα. καὶ ἀπὸ τῶν πεπαλαιωμένων ἐλκέων ξυμφέρι><sup>2</sup> αἷμα ποιέειν ἀπορρέειν πυκνά, ὅκως ἂν δοκέῃ καιρὸς εἶναι, καὶ ἀπ' αὐτῶν τῶν ἐλκέων <καὶ><sup>3</sup> τῶν περιεχόντων τὸ ἔλκος, ἄλλως τε καὶ ἦν



## ULCERS

as quickly as possible and the pus that issues from the mouth of the lesion is not held back, or if one diverts the fluid so that the lesion does not suppurate, except for the unavoidable minimum of pus, but is dried as much as possible through the action of a non-irritant medication. A lesion becomes purulent when chills and throbbing occur, for lesions become inflamed when they are about to suppurate, and they suppurate when the blood in them is altered and heated until it putrefies and becomes pus. In the case of such lesions, when they seem to require plasters you should not apply the plaster to the lesion itself, but to the area around it, so that the pus can escape, and the part that is indurated become soft. Any lesion that has been produced by a sharp missile or receiving a gash lends itself to the application of a styptic which prevents suppuration by drying. Any tissue that was crushed or severed by the missile treat so that it suppurates as soon as possible, since then it will swell less; it is inevitable for crushed or severed tissues to dissolve and ooze out after they have putrefied and turned to pus, and then for new tissues to grow.

2. In every lesion that results from a recent injury, except in the cavity, it is beneficial <for more or less blood to flow immediately from the wound, for thus the lesion itself and the area around it swell less. It is also beneficial> to make blood flow frequently from long standing lesions, whenever it seems opportune, both from the lesions themselves and from the area around them, espe-

---

<sup>1</sup> M<sup>2</sup>: -ση ζως M.

<sup>2</sup> Vidius and Foes from Galen vol. 10, 293.

<sup>3</sup> Linden.

ἐν κνήμη ἔη τὸ ἔλκος ἢ <ἐν><sup>1</sup> δακτύλῳ ποδὸς ἢ  
 χειρός, μᾶλλον ἢ κου ἄλλοθι τοῦ σώματος· γίνεται  
 γάρ, ἀπορρέοντος τοῦ αἵματος, ξηρότερα καὶ μείονα  
 ἰσχυραίνόμενα· κωλύει γὰρ μάλιστα μὲν τὰ τοιαῦτα  
 ἔλκεα ὑγιαίνεισθαι,<sup>2</sup> ἔπειτα δὲ καὶ τὰ ζύμπαντα,  
 αἵματος σηπεδών, ἢ<sup>3</sup> ἐξ αἵματος μεταστάσιος  
 404 γένηται. ξυμφέρει δὲ μετὰ τὴν τοῦ αἵματος ἀπορ-  
 ροὴν ἐπὶ τῶν τοιούτων ἐλκέων καὶ σπόγγον ἐπιδεῖν  
 πυκνὸν καὶ μαλθακόν, τετμημένον, ξηρότερον ἢ  
 ὑγρότερον, καὶ ἐπὶ τῷ σπόγγῳ ἄνωθεν φύλλα ἰσχνά.  
 ἔλαιον δὲ καὶ ὅσα μαλθακώδεα ἢ ἐλαιώδεά ἐστι  
 φάρμακα οὐ ξυμφέρει τοῖσι τοιούτοισιν ἔλκεσιν, ἢν  
 μὴ πάνυ ἤδη πρὸς ὑγιείην τείνη. οὐδὲ τοῖσι νεοτρώ-  
 τοισιν ἔλκεσι ξυμφέρει ἔλαιον, οὐδὲ μαλθακώδεα  
 οὐδὲ στεατώδεα φάρμακα, ἄλλως τε καὶ ὅ τι ἂν δέη-  
 ται ἔλκος πλείονος καθάρσιος· τὸ δὲ ζύμπαν εἰπεῖν,  
 ἐλαίῳ τὴν χρῆσιν ποιέεσθαι καὶ ἐν θέρει καὶ ἐν χει-  
 μῶνι, πρὸς ἅ τῶν τοιούτων φαρμάκων δεόμεθα.

3. Ὑποκάθαρσις τῆς κάτω κοιλίης ξυμφέρει  
 τοῖσι πλείστοισι τῶν ἐλκέων καὶ ἐν τρώμασιν ἐν  
 κεφαλῇ ἐοῦσι, καὶ ἐν κοιλίῃ, καὶ ἐν ἄρθροισι, καὶ  
 ὅσα σφακελίσαι κίνδυνος, καὶ ὅσα ῥαπτά, καὶ  
 τοῖσιν ἐσθιομένοισι καὶ ἐρπυστικοῖσι, καὶ τοῖσιν  
 ἄλλως πεπαλαιωμένοισιν ἔλκεσι, καὶ ὅκη ἂν μέλλη  
 ἐπιδεῖν.

4. Οὐ χρὴ οὐδ' ἐμπλάσσειν τὰ φάρμακα, πρὶν ἂν  
 πάνυ ξηρὸν ποιήσης τὸ ἔλκος· τότε δὲ προστιθέναι·  
 ἀνασπογγίζειν δὲ τὸ ἔλκος πολλάκις σπόγγῳ, καὶ

cially if the lesion is in the shin, or a toe or finger—more than when it is in some other part of the body; for, when blood flows out, lesions become drier and smaller as their swelling goes down. Particularly detrimental to the healing of such lesions, and then of the whole body, is putrefaction of the blood, which arises from its alteration. It is beneficial after the efflux of blood in such lesions to bandage on a dense soft sponge which has been cut to shape, drier rather than moister, and on top of the sponge dried leaves. Olive oil and medications that are softening and oily are not beneficial to such lesions, unless they are already tending strongly to recovery. Olive oil is also not beneficial to lesions from more recent injuries, nor are softening and fatty medications, especially to any lesion that requires more cleaning. In summary, olive oil is to be used in both summer and winter for those conditions which in our opinion require such medications.

3. Evacuation of the lower cavity benefits most surface lesions, including those arising in wounds of the head, cavity and joints, lesions in danger of sphacelus, lesions that have been sewn, decaying and spreading lesions, in particular lesions that are older, and when you are about to bandage.

4. You must not apply medications in a plaster before you have rendered the lesion very dry; then apply them: sponge off the lesion many times with a sponge, and wipe

<sup>1</sup> I.

<sup>2</sup> Foes in note after Galen vol. 10, 277: *ὑγραίνεσθαι* M.

<sup>3</sup> Potter: *καὶ* M.

αὔθις ὀθόνιον ξηρὸν καὶ καθαρὸν προσίσχων πολ-  
λάκις, οὕτω δὲ ἐπιθείς τὸ φάρμακον τὸ δοκέον ξυμ-  
φέρειν, ἐπιδεῖν ἢ μὴ ἐπιδεῖν.

5. Ἔλκεσι τοῖσι πλείστοισιν ὄρη ἢ θερμότερη  
ξυμφορωτέρη τοῦ χειμῶνος, πλὴν τοῖσιν ἐν κεφαλῇ  
καὶ κοιλίῃ, μάλιστα δὲ ἰσημερινή.

406

6. Τὰ ἔλκεα ὁκόσα ἂν καθαρθέντα καλῶς τε καὶ  
ἐς τὸ δέον, αἰεὶ ἐπὶ τὸ ξηρότερον ποιῆται τὴν βλά-  
στησιν· ταῦτα δὲ οὐχ ὑπερσαρκείει ὡς ἐπὶ τὸ πολὺ.<sup>1</sup>

7. Ἦν ὁκοθενοῦν ὀστέον ἀφιστῆται ἢ καυθὲν ἢ  
πρισθὲν ἢ ἄλλῳ τῷ τρόπῳ, τῶν ἐλκῶν τούτων αἰ-  
οῦλαὶ κοιλότραι γίνονται.

8. Ἔλκεα οὐ κεκαθαρμένα οὐκ ἐθέλει ξυνιέναι  
ξυναγόμενα, οὐδ' αὐτόματα ξυνέρχεται. ὦν τὰ περι-  
έχοντα φλεγμαίνει τοῦ ἔλκεος, ἔστ' ἂν μὴ παύσῃται  
τῆς φλεγμασίης, οὐκ ἐθέλει ξυνιέναι· οὐδὲ ὦν τὰ  
περιέχοντα τοῦ ἔλκεος μελανθῆ αἵματος σηπεδόνι, ἢ  
καὶ κισσοῦ παρέχοντος τὴν ἐπιρροὴν τοῦ αἵματος,  
οὐδὲ ταῦτα ἐθέλει ξυνιέναι, ἢν μὴ τὰ περιέχοντα τοῦ  
ἔλκεος ὑγία ποιήσῃς. τῶν ἐλκῶν τὰ κυκλοτερέα  
ἢν ὑπόκοιλα ἢ, ἐν κύκλῳ πάντῃ ἐπιτάμνειν χρὴ τὰ  
ἀφεστέωτα, ἢ πάντα, ἢ τὰ ἡμίσεια τοῦ κύκλου, κατὰ  
μῆκος τῆς φύσιος τοῦ ἀνθρώπου.

9. Ἐπὶ παντὶ ἔλκεϊ ἐρυσσιπέλατος ἐπιγενομένου,  
κάθαρσιν ποιέεσθαι τοῦ σώματος, ἐφ' ὀπότερα ἂν  
ξυμφέρῃ τῷ ἔλκεϊ, εἴτε ἄνω, εἴτε κάτω.

<sup>1</sup> Vidius, Foes, Littré, Ermerins and Petrequin expand the

it again many times with a dry clean piece of linen; then apply the medication that you think will help, and do or do not apply a bandage.

5. For most lesions—the exception being those in the head and cavity—the warmer season is more favourable than winter, but the equinoctial season is most favourable.

6. Lesions that are cleaned thoroughly and as they should be, always form tissue on the dry side; these do not generally grow excessive flesh.

7. If a bone exfoliates at any point, either as the result of being burnt or sawn or in any other way, the scars of these lesions are quite hollow.

8. Lesions that are not cleaned refuse to unite when they are joined, nor do they come together spontaneously. Lesions whose peripheries are inflamed refuse to unite as long as the inflammation persists. Those also whose peripheries turn dark with putrid blood, or if they have a varix that produces an afflux of blood, refuse to unite unless you heal their peripheries. Circular lesions, if they are slightly hollowed out, you must incise in the part that projects, all the way around the circle, either the whole circle or half of it, according to the size of the lesion's form in the person.

9. If erysipelas develops in a lesion, clean the body in whichever direction will benefit the lesion—up or down.

---

text of this chapter on the basis of Galen's quotation of the passage (vol. 10, 281): τὰ δὲ ἔλκεα ὅσα μὴ καλῶς καθαρθέντα ἐς τὸ δέον, αἰὲν πρότερον ἄρξεται βλαστάνειν, ταῦτα ὑπερσαρκέει μάλιστα· ὁκοῖα δ' ἂν καθαρθέντα καλῶς καὶ ἐς τὸ δέον αἰεὶ, ἐπὶ τὸ ξηρότερον θεραπεύεται, πλὴν εἰ θλασθῆ, ταῦτα οὐχ ὑπερσαρκέει ὡς ἐπιπολύ.

10. Ὅτω ἂν οἴδημα γένηται παρὰ τὸ ἔλκος, ἀφλεγμάντου ἐόντος τοῦ ἔλκεος, χρόνῳ ὕστερον πύου ὑπόστασιν ἴσχει τὸ οἴδημα. καὶ ὅ τι ἂν τῇ φλεγμασίῃ οἰδήσαν μὴ καθιστῆται, τῶν ἄλλων καθισταμένων, ὅσα ἅμα ἤρξατο φλεγμαίνειν καὶ οἰδίσκεσθαι, καὶ τοῦτο κίνδυνος μὴδ' ἅμα ξυνιέναι. ὅσα δὲ πιπτόντων ἢ ἄλλῳ τῷ τρόπῳ διακόπτεται καὶ φλᾶται, καὶ ἀνοιδίσκεται τὰ περιέχοντα τὸ ἔλκος, |  
 408 καί, διαπυήσαντα, πῦον ἀπὸ τῶν οἰδημάτων ἀποχωρέει κατὰ τὸ ἔλκος, τῶν τοιούτων ὅ τι ἂν δοκῆ δείσθαι καταπλάσιος, οὐ χρὴ αὐτὸ τὸ ἔλκος καταπλάσσειν, ἀλλὰ τὰ περιέχοντα, ὅπως τὸ πῦον ἀποχωρέη, καὶ τὰ σκληρυνόμενα λαπαχθῆ· ἐπειδὴν δὲ λαπαχθῆ, καὶ ἡ φλεγμασίη παύσεται, ἐπὶ τὰ<sup>1</sup> ἀφεστηκότα<sup>2</sup> σπόγγους ἐπιδέων προσιστάναι, ἀρχόμενος ἀπὸ τοῦ ὑγιέος ὀλίγον προσχωρέων· ἐπὶ δὲ τῷ σπόγγῳ ἄνωθεν φύλλα ἐπέστω ἰσχνά.

Ὅ τι δ' ἂν μὴ δύνηται προσστήναι, ἡ σὰρξ ὑγρὴ ἐοῦσα αἰτίη ἐστίν· ταύτην ἐκβάλλειν. ἦν ὑπὸ βαθείῃ σαρκὶ τὸ ἔλκος ἔη, κατ' ἅμφω κακὴ τῆς ἐπιδέσιος κακὸν τοῦ προσπιέζοντος ὑποκίρσοῦται· τὸ δὲ τοιοῦτον ἦν τις τάμνη, πρὸς μήλην, ἦν ἐνδέχεται, εὖροον ἀπὸ τοῦ στόματος τὸ ἔλκος ἀνατάμνειν, ὅπη ἂν δοκῆ καιρὸς εἶναι, καὶ οὕτως ἰητρείην προσφέρειν, ὁκοίης ἂν δοκῆ προσδεῖσθαι. ὡς δὲ τὰ πολλὰ ἐπὶ παντὶ ἔλκει, ὅ τι ἂν κοιλίην ἔχῃ ἐς τὸ ἰθύ, καταφανέα ἰδεῖν, οἰδήματος μὴ προσεόντος· ἦν μὲν ἔη ἐν

10. In any case where swelling occurs beside a lesion which is itself not inflamed, at some later time the swelling forms a purulent abscess. In any lesion that swells together with an inflammation, but does not go down when the rest goes down, there is a danger—since they began to be inflamed and to swell together—that this too will not unite at the same time. Any lesion in persons who have fallen or that results in some other way from being gashed or crushed, and then the area around the lesion swells up and suppurates, and pus comes out of the area of swelling through the lesion—no matter which plaster seems to be required in such cases, you should not apply the plaster to the lesion itself, but to the area around it, so that the pus will come out, and what has become indurated soften; when it softens and the inflammation ceases, approximate the borders by bandaging sponges over the abscess, beginning the bandage by advancing a little into the healthy tissues; place dried leaves on top of the sponge.

When union cannot occur, it is because the tissue is moist: remove the tissue. If the lesion goes deep under the flesh, it forms varices for two reasons; from the bandaging, and from the tissue pressing against it. If you make an incision in such a case, make your cut against a probe, if the lesion will permit it, so as to insure free flow from the mouth of the lesion wherever it seems to be appropriate; afterwards apply whichever medication seems to be required. Generally, in every lesion that has a cavity in a straight line, this is clear to see, as long as swelling is not present. If there is suppuration in the

<sup>1</sup> Parisinus Graecus 2145: ἔπειτα M.

<sup>2</sup> I: -κότας M.

αὐτῷ σηπεδῶν, ἢ ἡ σὰρξ ὑπέη μυδῶσα καὶ σαπρῆ, ἔσται | τοῦτο τὸ ἔλκος καὶ τὰ περιέχοντα τὸ ἔλκος ἰδεῖν μέλανα ὑποπέλια· καὶ τῶν ἐσθιομένων ἐλκέων, ὅπη ἂν φαγέδαινα ἐνέη, ἰσχυρότατά τε νέμηται καὶ ἐσθίη, ταύτη τοῦ ἔλκεος τὸ περιέχον χροιοῦν ἔξει μέλαιναν ὑποπέλιον.

11. Καταπλάσματα οἰδημάτων καὶ φλεγμασίης τῆς ἐν τοῖσι περιέχουσιν· ἢ ἐφθῆ φλόμος, καὶ τῆς τριφύλλου τὰ φύλλα ὠμά, καὶ τοῦ ἐπιπέτρου τὰ φύλλα ἐφθά, καὶ τὸ πόλιον· ἦν δὲ καὶ καθαίρεσθαι δέη τὸ ἔλκος, παντὰ μὲν καὶ ταῦτα καθαίρει· ἀτὰρ καὶ τῆς συκῆς τὰ φύλλα καὶ τῆς ἐλαίης, καὶ τὸ πράσιον. ἔψειν δὲ ταῦτα πάντα, μάλιστα δὲ τούτων ἔψειν τὸν ἄγνον, καὶ τὴν συκῆν, καὶ τὴν ἐλαίην, καὶ τῆς σίδης τὰ φύλλα ὡσαύτως ἔψειν. ὠμοῖσι δὲ τοῖσίδε χρέεσθαι, τῆς μαλάχης τὰ φύλλα τρίβων ξὺν οἴνω, καὶ τοῦ πηγάνου τὰ φύλλα καὶ τῆς ὀριγάνου χλωρῆς· πᾶσι τούτοισι χρῆ τοῦ λίνου τὸν καρπὸν φρύξαντα καὶ κόψαντα ὡς λειότατον μιγνύναι. ὅκου δ' ἐρυσίπελας κίνδυνος ἐφ' ἔλκεσι γενέσθαι, τῆς ἰσάτιδος τὰ φύλλα τρίβων ὠμὰ καταπλάσσειν σὺν τῷ λίνῳ, ἢ τὸ λίνον<sup>1</sup> δεύων στρύχνου χυλῷ ἢ ἰσάτιδος καταπλάσσειν. ὅταν δὲ τὸ ἔλκος καθαρὸν μὲν ἔη, φλεγμαινῆ δὲ τό τε ἔλκος καὶ τὰ περιέχοντα τοῦ ἔλκεος, φακὸν ἐν οἴνω ἐψήσας καὶ τρύψας λείον, ἐλαίῳ ὀλίγῳ φυρήσας, καταπλάσας, ἐπιδεῖν· καὶ τοῦ κυνοσβάτου ἐψήσας τὰ φύλλα ἐν ὕδατι, τρύψας λεία, καταπλάσσειν, ὀθόνιον ὑποτέINAS λεπτὸν καθαρὸν,



## ULCERS

lesion, or the tissue is dripping and putrid, this lesion and the area around it look darkish and somewhat livid; in rodent ulcers, wherever the erosion is located, and feeds and consumes most actively, at that point the periphery of the lesion will have a darkish, livid colour.

11. Plasters for swellings and for inflammation in the areas around lesions. Boiled mullein, raw leaves of clover, boiled leaves of rock-plant, hulkwort; if the lesion must also be cleaned, all these clean as well. Also fig-leaves, olive leaves and horehound. Boil all these, but especially chaste-tree, fig and olive; also boil the leaves of the pomegranate-tree in the same way. Apply the following raw: pound mallow leaves together with wine, rue leaves and leaves of green marjoram: with all these you must mix linseed roasted and pounded very fine. Where there is a danger of erysipelas arising in lesions, pound raw woad leaves and apply as a plaster with flax, or apply a plaster of flax steeped in nightshade juice or woad. When the lesion is clean, but the lesion and the area around it are inflamed, boil lentils in wine and grind fine, mix in a little olive oil, apply as a plaster and hold in place with a bandage. Also boil white rose leaves in water, pound them fine, apply as a plaster, and put under it a fine, clean linen

---

<sup>1</sup> Aldina after Calvus' *linteum*: τῶ λίνῳ M.

οἶνω καὶ ἐλαίῳ τέγξας· καὶ ὅταν ξυνάγειν βούλη, τοῦ κυνοσβάτου τὰ φύλλα ὡσπερ τὸν φακὸν σκευάζειν. σαυρίδιον, οἶνος καὶ λίνου καρπὸς παραμίγνυται | λεπτός· καὶ τότε, ὁ τοῦ λίνου καρπός, καὶ ἄγνος ὠμός, καὶ Μηλεία στυπτηρή, ὅξει ταῦτα δευθέντα.

12. Ὁμφακα λευκὴν ἐς χαλκεῖον θλίψας ἐρυθρὸν δι' ἠθμοῦ, πρὸς ἥλιον τιθέναι τὰς ἡμέρας, τὰς δὲ νύκτας αἶρειν, ὅπως μὴ δροσίζηται, ἀνατρίβειν δὲ τῆς ἡμέρης ἀπαύστως, ὡς ὁμαλῶς ξηραίνεται, καὶ ἀπὸ τοῦ χαλκείου ὡς ὅτι πλείστον ἀναλαμβάνη, τιθέναι δὲ ἐς τὸν ἥλιον τοσοῦτον χρόνον, ἔστ' ἂν παχὺ γένηται ὡσπερ μέλι· ἔπειτα ἐς χύτρην χαλκῆν ἐγχείαι, καὶ μέλι ὡς κάλλιστον, καὶ οἶνον γλυκύν, ἐναφεψήσας πρότερον ῥητίνην τερμινθίνην, ἔπειτα δὲ τὴν ῥητίνην ἐν τῷ οἶνω, ἕως ἂν σκληρῇ γένηται ὡσπερ μέλι ἐφθόν· ἔπειτα τὴν μὲν ῥητίνην ἐξελεῖν, τὸν δὲ οἶνον ξυγχείαι· ἔστω δὲ πλείστος μὲν ὁ χυλὸς τῆς ὀμφακος, δεῦτερον δὲ ὁ οἶνος, τρίτον δὲ τὸ μέλι καὶ σμύρναν τὴν στακτὴν καὶ ἄλλως ὡς βελτίστην τρύψας λείην, δίσσθαι τοῦ οἶνου τοῦ αὐτοῦ παραχέοντα κατ' ὀλίγον· ἔπειτα ἔπειτα αὐτὴν ἐφ' ἑωυτῆς τὴν σμύρναν ξὺν τῷ οἶνω ἀνακινέοντα, ὅταν δὲ δοκέῃ ἤδη καλῶς ἔχειν τὸ πάχος, ξυγχείαι ἐς τὸν χυλὸν τῆς ὀμφακος, καὶ νίτρον ὡς ἄριστον φρύξας, ἡσύχως μιγνύναι ἐς τὸ φάρμακον, καὶ ἄνθος χαλκοῦ ἔλασσον τοῦ νίτρον· ταῦτα δὲ ἐπειδὰν μίξῃς, ἔπειτα μὴ ἔλασσον τριῶν ἡμερέων, ξύλοισι συγκίνοισιν ὡς ὀλίγιστον ὑποκαίοντα ἢ ἄνθραξιν, ὡς μὴ

## ULCERS

cloth moistened in wine and olive oil. When you wish to draw the lesion together, prepare white rose leaves as you did the lentil. Nose-smart, wine and fine linseed are mixed together. Another: linseed, raw chaste-tree, Melean alum, these steeped in vinegar.

12. Press unripe white grapes through a strainer into a vessel of red copper; place in the sun by day, but remove by night so that it so that it will not be covered with dew; by day stir continuously so that the mixture dries evenly, and so that as much as possible is taken up from the copper of the vessel; continue to place in the sun until the juice becomes as thick as honey, then pour this into a copper pot with the finest honey, and sweet wine into which turpentine has been boiled: boil the resin in the wine until it becomes hard like boiled honey; then remove the resin and decant the wine. Let the unripe grape juice be greatest in quantity, the wine second, and the honey third. Also take virgin gum of myrrh,<sup>a</sup> otherwise of the finest kind, pound it smooth, and soak it by adding the same wine a little at a time. Then boil the myrrh by itself in the wine, stirring it continually, and when it seems to be of the right consistency pour it into the unripe grape juice; roast the finest soda, and mix it gently into the medication, and also a lesser quantity of flower of copper. When you have made this mixture, boil it for not less than three days, very gently burning fig wood or coals under it, so

<sup>a</sup> I.e. *stacte*, the gum that exudes naturally from the living tree.

φρύγεται· καὶ ἐμβαλλόμενα πάντα ἄνδρα ἔστω, καὶ τὰ ἔλκεια μὴ τεγγέσθω, ὅκη ἂν ἐπαλείφεται τοῦτο τὸ φάρμακον· χρῆσθαι δὲ τούτῳ τῷ φαρμάκῳ πρὸς τὰ πεπαλαιωμένα ἔλκεια, καὶ πρὸς τὰ νεότερωτα, καὶ ἐς πύσθιον, καὶ ἐς κεφαλῆς ἔλκεια<sup>1</sup> καὶ ἐς οὖς. τῶν αὐτῶν· χολὴ βοῶς ξηρὴ, μέλι ὡς κάλλιστον, 414 οἶνος | λευκός· ἐναφεψῆσαι δ' ἐν αὐτῷ λωτοῦ τορνεύματα· λιβανωτός, σμύρνα ἴση, κρόκος ἴσος, ἄνθος χαλκοῦ· ὁμοίως δὲ ὑγρῶν, οἶνος πλείστος, μέλι δεύτερον, ὀλίγιστον ἢ χολή. ἕτερον· οἶνος, μέλι κέδρινον, ὀλίγον· τὰ δὲ ξηρά, ἄνθος χαλκοῦ, σμύρνα, σίδιον αὔον. ἕτερον· ἄνθος χαλκοῦ ὀπτὸν ἡμιμοίριον, σμύρνης δύο ἡμιμοίρια, κρόκου τρεῖς μοῖραι, μέλι ὀλίγον, οἴνω<sup>2</sup> ἔψεται.

Ἐναιμον· λιβανωτοῦ μοῖρα, σμύρνης μοῖρα, κηκίδος μοῖρα, κρόκου τρεῖς μοῖραι· τούτων ξηρὸν ἕκαστον τρυῖσαι ὡς λειότατον, ἔπειτα μίξας, τρίβειν ἐν ἡλίῳ ὡς θερμοτάτῳ, παραχέων χυλὸν ὄμφακος ἕως ἂν ἰξῶδες γένηται, ἐπὶ τρεῖς ἡμέρας· ἔπειτα οἴνω αὐστηρηῶ μέλανι εὐώδει παραχέων κατ' ὀλίγον δίσσθαι. Ἐναιμον· ἐν οἴνω γλυκεῖ ἔψειν λευκῷ πρίνου ρίζας· ἐπειδὰν δὲ καλῶς δοκῆ ἔχειν, ἀποχέας, τοῦ οἴνου δύο μοῖρας ποιῆσαι τοῦδε καὶ ἀμόργεως ἐλαίων ὡς ἀνδροτάτων μοῖραν μίαν, ἔπειτα ἔψειν, ἀνακινέων ὡς μὴ φρυγῆ, μαλθακῶ πυρί, ἕως ἂν δοκῆ τοῦ πάχεος καλῶς ἔχειν. Ἐναιμον· τὰ μὲν ἄλλα, τὰ αὐτά, ἀντὶ δὲ τοῦ οἴνου, ὄξος ὡς ὀξύτατον ἔστω λευκόν· ἐμβάψαι δὲ ἐς αὐτὸ εἴρια ὡς οἰσυνπώδεα·

## ULCERS

that it does not dry out. All the ingredients should be dry, and should not moisten the lesions where the medication is anointed. Use this medication against old lesions, as well as against new injuries, and for the foreskin, for lesions of the head, and for the ears. For the same: dried bull's gall, finest honey, white wine in which the shavings of nettle-tree wood have been boiled, frankincense, an equal amount of myrrh, an equal amount of saffron, and flower of copper: likewise with the liquids: most wine, second honey, very little bile. Another: wine, a little cedar honey: dry components: flower of copper, myrrh, dry pomegranate peel. Another: a half portion of burnt flower of copper, two half portions of myrrh, three portions of saffron, a little honey, boiled in wine.

Styptic: a portion each of frankincense, myrrh, and oak-gall, three portions of saffron: pound each of these very fine in the dry state; then mix them together, triturate in the very hot sun, and add juice of unripe grapes until after three days it becomes sticky; then dissolve it a little at a time into fragrant dry dark wine. Styptic: in sweet white wine boil roots of the holm-oak; when this seems to be done, pour the wine out. Make a mixture of two parts of this wine and one part very dry olive paste; then boil on a gentle fire, stirring in order to prevent burning, until you think the consistency is right. Styptic: otherwise the same, but instead of the wine use very acidic white vinegar; immerse into it greasy wool, then,

---

<sup>1</sup> Aldina after Calvus' *capitis . . . vulnera: ἐν κεφαλῇ ἐλκείων* M.

<sup>2</sup> H: οἶνος M.

κᾶπειτα δεύσας τῇ ἀμόργῃ ἔψειν· καὶ ὄπὸν ἐρινεοῦ  
 ξυγχέαι, καὶ στυπτηρίην Μηλείην, καὶ νίτρον καὶ  
 ἄνθος χαλκοῦ μίξαι ὄπτα ἀμφότερα. τοῦτο μᾶλλον  
 τοῦ προτέρου καθαίρει, ξηραίνει δὲ τὸ πρότερον οὐχ  
 ἦσσον. ἔναιμον· τὰ εἴρια βάψαι ὡς ἐν ὀλιγίστῳ  
 ὕδατι, ἔπειτα οἶνον ξυγχέας μέρος τρίτον, ἔψειν ἕως  
 416 ἂν καλῶς ἔχη τὸ πάχος. ἀπὸ τῶνδε | τὰ νεότρωτα  
 διαπυῖσκειται τάχιστα. ἄρον ξηρὸν ἐμπάσσειν, καὶ  
 στέλλειν. κράδης ἐν ὄπῳ φλοιὸν χλωρὸν τρίβων ἐν  
 οἴνῳ ἐνστέλλειν, καὶ ἄνευ οἴνου αὐτὸν καὶ ξὺν  
 μέλιτι. [τάδε μάλιστα ἀποτρέπει τὰ νεότρωτα· δια-  
 πυῖσκειται τά τε ἔναιμα.]<sup>1</sup> ὄξος, ἐναφεψῶν λωτοῦ  
 τορνεύματα, ἔστω δὲ λευκὸν τὸ ὄξος, κᾶπειτα μίξαι  
 ἀμόργην ἐλαίων καὶ ὄρον πίσεως, τοῦτο ὠμόν· καὶ  
 ἐπαλείφειν<sup>2</sup> καὶ καταστάζειν καὶ ἐπιδεῖν.

13. Ξηρὰ ἀποτρέπει τὰ νεότρωτα διαπυῖσκεσθαι,  
 ἢ ὄξει ἀπονύφας, ἢ οἴνῳ ἀποσπογγίσας. τὸν μόλι-  
 βον τὸν λείον ξὺν τῇ σποδῷ τῇ κυπρίῃ λεανθέντα  
 ἐπιπάσσειν· καὶ τοῦ λωτοῦ τὰ ἰχθυήματα ἐπιπάσ-  
 σειν, καὶ τὴν λεπίδα τοῦ χαλκοῦ, καὶ τὴν στυπτη-  
 ρίην, καὶ τὴν χαλκίτιν μετὰ τοῦ χαλκοῦ, καὶ μόνην,  
 καὶ μετὰ τῶν τοῦ λωτοῦ ἰχθυημάτων. καὶ ἄλλως,  
 ὅταν δέηται, ξηροῖσι τοῖσι τοιούτοισι χρέεσθαι, καὶ  
 τῇ σποδῷ τῇ ἰλλυριώτιδι λείῃ μετὰ τῶν ἰχθυημάτων,  
 καὶ αὐτῇ μόνη, καὶ ἰχθυήμασι, καὶ ἄνθει ἀργύρου  
 μόνῳ ὡς λειοτάτῳ· καὶ τὴν ἀριστολοχείην ξύων <τε  
 καὶ><sup>3</sup> τρίβων λείην ἐπιπάσσειν.

14. Ἐναιμον· σμύρνα, λιβανωτός, κηκίς, ἰός,

## ULCERS

mixing in the olive paste, boil; add wild fig juice, and Melean alum, and soda and flower of copper, both roasted. This medication cleans more than the preceding one, but the preceding one dries equally well. Styptic: immerse wool in a very little water, then add a third part wine, and boil until the consistency is right. With these medications new lesions suppurate most quickly. Sprinkle on dry cuckoo-pint and cover it. Grind into fig-juice green bark of fig-tree branches, and administer in wine; also the same with honey instead of wine. Boil the shavings of nettle-tree wood in vinegar—the vinegar should be white—and then add olive paste and the watery part of wood-tar (pitch whey), this unboiled: anoint, apply as drops, and hold in place with a bandage.

13. Dry things prevent new wounds from suppurating; apply them either after washing the wound off with vinegar or sponging it off with wine. Dust on fine lead powder triturated with copper oxide; also sprinkle on shavings of nettle-tree wood, also copper scales, also alum, also copper ore (*chalcitis*) together with copper, also copper ore alone or together with the shavings of nettle-tree wood. At all events, when they are necessary, employ dry substances like these; also fine tin oxide with the shavings, also the oxide alone, also the shavings, and flower of silver alone ground very fine; also shred aris-tolochia, grind it fine, and sprinkle it on.

14. Styptic: myrrh, frankincense, oak-gall, verdigris,

---

<sup>1</sup> Del. I.

<sup>2</sup> Froben: ἀπ- M.

<sup>3</sup> I.

ἄνθος χαλκοῦ ὀπτόν, στυπτηρίη Αἰγυπτίη ὀπτῆ, οἰνάνθη, οἰσυπίδες, μολύβδαινα, τούτων ἴσον ἑκάστου, ἢ δίεςις οἴνω ὥσπερ τὸ πρότερον, καὶ ἄλλη ἐργασίη κατὰ τὰ αὐτά. ὄξος ὡς ὀξύτατον λευκόν, μέλι, στυπτηρίην Αἰγυπτίην, νίτρον ὡς ἄριστον ἡσύχως φρύξας, χολῆς | ὀλίγω<sup>1</sup> ἔψεται· τοῦτο τὰ ὑπερσαρκέοντα καθαίρει καὶ κοιλαίνει. ποίη ἢ μικρόφυλλον, ἢ οὔνομα παρθένιον τὸ μικρόφυλλον, ἢ τὰ θύμια τὰ ἀπὸ τοῦ ποσθίου ἀφαιρέι, καὶ στυπτηρίη ἢ χαλκίτις· καὶ Μηλίαδος ὠμῆς· ἐλατήριον λεπτὸν ξηρὸν προστείλαι, καὶ τὸ σίδιον λεπτὸν ξηρὸν ὡσαύτως.

15. Πληροῖ δὲ μάλιστα τὰ κοῖλα τὰ καθαρὰ, ποίη, ἢ λαγώπυρος οὔνομα· ἐστὶ δὲ πιτύρουσιν ὁμοίη ὅταν ἀναίνηται, μικρὸν τὸ φύλλον, ὥσπερ καὶ τὸ τῆς ἐλαίης, καὶ μακρότερον· καὶ πρασίον τὸ φύλλον, σὺν ἐλαίῳ. ἔμπλαστρον· ἰσχάδος τὸ εἶσω, τὸ πῖαρ, τὸ μελιτοειδές, ὡς ξηροτάτης, ὕδατος δύο μοίρας, καὶ λίνου καρποῦ φρύξας μὴ σφόδρα ὡς λεπτοτάτου μοίραν. ἕτερον· τῆς ἰσχάδος, καὶ ἄνθος χαλκοῦ ὀλίγον λεπτόν, καὶ συκῆς ὀπόν. τὸ δ' ἐκ τῆς ἰσχάδος, χαμαιλέων μέλας, χολὴ βοῶς ξηρή· τὰ μὲν ἄλλα τὰ αὐτά. τὰ δὲ ξηρά. κάρδαμον λεπτόν, ὠμόν, ἐρύσιμον, ἑκατέρου ἴσον, τῆς ἰσχάδος δύο μέρη, λίνου καρποῦ δύο μοίρας, ὀπὸν συκῆς. ὅταν τούτων τινὲ χρῆναι τῶν φαρμάκων, σπληῆνας ἄνωθεν ὀξηροὺς ἐπιθείς, σπόγγον ἄνωθεν τῶν σπληνῶν ἐπίθες, καὶ ἐπίδει, καὶ προσπίεσαι ὀλίγω μᾶλλον· τὰ δὲ περι-



## ULCERS

burnt flower of copper, burnt Egyptian alum, flower of the wild-vine, tufts of greasy wool, galena<sup>a</sup>: an equal amount of each of these; moisten in wine as above, and the rest of the preparation is just the same. Very concentrated white vinegar, honey, Egyptian alum, finest soda gently roasted, all boiled in a little bile. This removes excessive flesh, and hollows out. The grass with small leaves, called small-leaved fever-few, which removes large warts from the foreskin, astringent copper ore, unroasted Melean earth. Apply dry powdered squirting-cucumber, and dry powdered pomegranate peel likewise.

15. What best fills lesions that are hollow and clean is an herb whose name is hare's foot trefoil; it is like bran when it is dry and has a small leaf like that of the olive-tree, but longer.—Also horehound leaf, with olive oil. Emplastrum: the insides—the greasy part, like honey—of a very dry fig, two parts water, and one part lightly roasted very fine linseed. Another: dried fig paste, a little fine flower of copper, and fig juice. Dried fig paste, black chameleon,<sup>b</sup> dry bull's gall. Others the same: these are drying medications. Narrow-leaved cress, raw, and hedge-mustard, an equal amount of each, two parts dried fig paste, two parts linseed, fig juice. When you use one of these medications, bandage compresses soaked in vinegar over the medication, put a sponge on top of the compresses, bandage, and apply a fair amount of pres-

<sup>a</sup> Native lead sulphide.

<sup>b</sup> The plant *Cardopatum corymbosum*.

---

<sup>1</sup> I: ὀλίγον M.

έχοντα ἦν φλεγμαίνη, ὅ τι ἂν δοκέη ξυμφέρειν, περιπλάσσειν.

16. Ἦν βούλη ὑγρῶ χρέεσθαι, καὶ τὸ Καρικὸν φάρμακον ἐπαλείφειν, ἐπιδεῖν δ' ὡσπερ τὰ πρότερα γέγραπται κατὰ τὸν αὐτὸν τρόπον. ἔστι δὲ ἐκ τῶνδε τὸ φάρμακον ποιούμενον· ἔλλεβόρου μέλανος, σανδαράχης, λεπίδος, μολίβου κεκαυμένου<sup>1</sup> σὺν πολλῶ θείῳ,<sup>2</sup> | ἄρρениκοῦ, καθαρίδος· τούτῳ ὁποῖῳ δοκέει συντεθέντι χρῆσθαι· ἢ δὲ δίεςις, κεδρίνω ἐλαίῳ· ἐπειδὰν δὲ ἄλις ἔχη ἐπαλείφονται, ἐκβάλλειν τὸ φάρμακον, ἐπιπάσσωσιν ἄρον ἐφθὸν λείον ἢ τρίβων ξηρὸν τῷ μέλιτι δεύων· καὶ ἦν ξηρῶ χρῆ τῷ Καρικῶ τούτῳ, χρῆ ἀφιστάναι τὸ φάρμακον ἐπιπάσσωσιν.<sup>3</sup> ποιείει δὲ τὸ ξηρὸν ἀπὸ ἔλλεβόρου μόνον, καὶ τῆς σανδαράχης.

17. Ἔτερον ὑγρόν· ποίη, ἧς τὸ φύλλον ὁμοιον ἄρω τὴν φύσιν, λευκὸν δέ, χνοῶδες,<sup>4</sup> κατὰ κισσοῦ φύλλον τὸ μέγεθος· αὕτη ἢ ποίη ξὺν οἴνω ἐπιπλάσσεται. ἢ τοῦ πρίνου τὸ περι τὸ στέλεχος τρίψας ἐν οἴνω, ἐπίπλασσε. ἔτερον· ὀμφάκου χυλός, ὄξος ὡς ὀξύτατον, ἄνθος χαλκοῦ, νίτρον, ὁπὸς ἐρινεοῦ. ἐς ὀμφακος χυλὸν στυπτηρίην ἐμβάλλειν ὡς λειοτάτην, καὶ θείναι ἐν χαλκῶ ἐρυθρῶ ἐς ἥλιον, καὶ ἀνακινέειν, καὶ ἀνελεῖν ὅταν δοκέη καλῶς ἔχειν τὸ πάχος. ξηρὰ τὰδε· ἐλλέβορος μέλας ὡς λειότατος

<sup>1</sup> Littré after Calvus' *plumbo deusto*: κεκλυμένου M.

<sup>2</sup> Littré after Calvus' *cum multo sulphure*: θείων M.

<sup>3</sup> Littré after Calvus' *superspargito*: -πλάσσωσιν M.

## ULCERS

sure. If the area around swells up, apply whatever plaster seems likely to help.

16. If you wish to employ a moist treatment, anoint with the Carian medication, and apply a bandage in the same manner as was described for the medications above. This medication is to be made from the following: black hellebore, red arsenic, copper scales, burnt lead with copious sulfur, yellow orpiment, and blister-beetles: use these combined as you judge best; dissolve them in juniper-oil. When the lesion has been sufficiently anointed, remove the medication, and apply as plaster cuckoo-pint—either boiled until smooth or dry and ground—mixed in honey. If you use this Carian medication dry, you must remove it after sprinkling it on. Make a dry application from hellebore alone, and from red arsenic.<sup>a</sup>

17. Another moist one: the herb whose leaf is like cuckoo-pint in form, but white, downy, and the size of an ivy leaf; this herb is applied in a plaster with wine. Or grind material taken from around the trunk of a holm-oak tree, and apply as a plaster in wine. Another: juice of unripe grapes, very strong vinegar, flower of copper, soda, juice of the wild fig-tree. To unripe grape juice add the finest alum, place in a vessel of red copper in the sun, agitate, and remove when the consistency seems to be right. Drying medication: sprinkle on very fine black hellebore,

<sup>a</sup> As many editors have seen, this sentence belongs to the paragraph about the Carian medication, not to the next paragraph as Littré has it.

---

<sup>4</sup> H: γνο- M.

ἐπιπάσσειται,<sup>1</sup> ἕως ἂν τι τοῦ ὑγροῦ ἐνέη καὶ νεμομένου· ἐπίδεσις δὲ ἢ αὐτῆ, ἢ περ ἐπὶ τοῖσιν ἐμπλάστρουσιν. ἄλλο· ἀλὸς χόνδρους ὡς ξηροτάτους ἐς χυτρίδιον χάλκεον ἢ κεραμεῶν καινὸν ἐμβάλλειν, ἴσους ὡς μάλιστα τὸ μέγεθος, μὴ ἀδρούς· καὶ μέλι ὡς κάλλιστον διπλάσιον τῶν ἀλῶν εἰκάσας ἐπιχέαι ἐπὶ τοὺς ἄλας· ἔπειτα ἐπιθεῖναι ἐπὶ τοὺς ἀνθρακας τὸ χυτρίδιον, καὶ εἶν ἕως ἂν κατακαυθῆ πᾶν· ἔπειτα ἀνασπογγίσας τὸ ἔλκος καὶ ἐκκαθήρας, ἐπιδῆσαι ὡσπερ τὸ πρότερον, καὶ πιέσαι ὀλίγῳ μᾶλλον· τῆ δ' ὕστεραίη, ὅπη ἂν μὴ λάβηται τὸ φάρμακον, | ἐπιπάσας προσπιέζειν καὶ ἐπιδεῖν· ὅταν δὲ βούλη ἀφιστάναι τὸ φάρμακον, ὄξος θερμὸν ἐπιχέειν, ἕως ἂν ἀποστῆ, καὶ αὐθις τὰ αὐτὰ ποιέειν, ἢν δέηται, ἀνασπογγίσας. ἄλλο ξηρὸν δάκνον· ἀποσπογγίσας ὡς οἰσυνπωδέστατα εἶρια ἐπ' ὀστράκου κατακαῦσαι δαυδίῳ προσίσχων ἕως πάντα κατακαύσης· τοῦτο λείον τρίβων, ἐπιπάσας, ἐπιδεῖν τὴν αὐτὴν ἐπίδεσιν. ἄλλο δάκνον· μίσυος ὡς λειοτάτου ἐπιπάσσειν ἐπὶ τὰ ὑγρά καὶ τὰ σαπρά, καὶ ἄνθος λεπτὸν μὴ παντελῶς λείον. τῶν αὐτῶν ἐλκῶν· χαμαιλέων μέλας, στυπτηρίη ἢ τῷ ὀπῷ τῆς συκῆς δεδευμένη, δεύειν δὲ ὀπτῆν, καὶ ἄγχουσαν μῖξαι. ἀναγαλλίς καὶ στυπτηρίη Αἰγυπτίη ὀπτῆ, ἐπίπαστον Ὀρχομένιον ἐπιπάσαι.

18. Πρὸς δὲ τὰς νόμας· στυπτηρίη, ἢ τε Αἰγυ-

<sup>1</sup> Aldina after Calvus' *superspargito*: -πλάσσειται M.

## ULCERS

as long as moisture is still present in the lesion and it is eroded; the bandage should be the same as for the other plasters. Another: place lumps—as far as possible equal in size, and not large—of very dry salt in a small copper vessel or a new pottery one, and add to the salt the finest honey, estimating the amount to be twice that of the salt. Then place the little pot on the coals, and leave it there until everything is completely burnt; then sponge the lesion off clean, and attach the application with a bandage as above, but with a little more pressure. On the following day, wherever the medication has not been taken up, sprinkle it on again, apply pressure, and bind with a bandage. When you wish to remove the medication, pour warm vinegar over it until it comes off; repeat if required, after sponging clean. Another dry irritant medication to be applied after sponging the lesion clean: burn very greasy wool on a potsherd by applying pine splinters, until it is completely burnt up; grind this fine, sprinkle it on the lesion and bind with the same kind of bandage. Another irritant medication: sprinkle finest copper ore on to moist and putrid lesions, and fine but not completely smooth flower of copper. For the same lesions: black chameleon and alum steeped in fig juice—steep it after it has been roasted; also mix alkanet with this. Pimpernel and burnt Egyptian alum, Orchomenean powder<sup>a</sup>: sprinkle on.

18. Against rodent ulcers: alum, both the burnt Egyp-

<sup>a</sup> Perhaps powdered ashes of reeds growing in the Copaic lake.

πτίη ὀπτή, καὶ ἡ Μηλείη, πρότερον δὲ ἀπουιτρῶσαι ὀπτῶ καὶ ἀνασπογγίσαι. καὶ ἡ χαλκίτις στυπτηρή ὀπτή· ὀπτῶν δὲ ἕως ἂν φλογοειδῆς γένηται.

19. Τῶν παλαιῶν ἐλκέων τῶν ἐν τοῖσιν ἀντικνημίοισι γινομένων· αἱματώδεα δέ τοι γίνεται καὶ μέλανα· μελιλώτου ἄνθος τρίψας, μέλιτι φυρῶν, ἐπιπλάστω χρῆσθαι.

424 20. Ἐπὶ νεῦρα δὲ διατμηθέντα ἐπιδεῖν μυρρίνης ἀγρίης ρίζας<sup>1</sup> κόψας καὶ διαττήσας, φυρήσας ἐλαίῳ. καὶ τὴν ποίην τὴν πεντάφυλλον, λευκὴ δ' ἐστὶ καὶ χνοώδης, καὶ ὑψηλοτέρη ἀπὸ τῆς γῆς ἢ τὸ μέλαν πεντάφυλλον, ταύτην τρίψας ἐν ἐλαίῳ ἐπιδεῖν, ἀπολύειν δὲ τριταῖον.

21. Μαλθακώδεα, τοῖσίδε χρῆ τοῖσι φαρμάκοισι χρῆσθαι ἐν χειμῶνι μᾶλλον ἢ ἐν θέρει· μαλθακώδεα, ἃ καὶ οὐλὰς καλὰς ποιέει· σκίλλης τὸ εἶσω τὸ μυξῶδες τρίψας, ἢ πεύκην σὺν ὑείῳ στέατι νέῳ, ὀλίγον ἔλαιον καὶ ῥητίνης ὀλίγον, καὶ ψιμυθίου. καὶ στέαρ χηνός, καὶ συὸς νέον, καὶ σκίλλα, καὶ ἔλαιον ὀλίγον. κηρὸς ὡς λευκότατος, στέαρ πρόσφατον καθαρόν. ἢ σκίλλαν, ἔλαιον λευκόν, ῥητίνης ὀλίγον. κηρὸν, στέαρ συὸς παλαιὸν καὶ νέον, καὶ ἔλαιον, καὶ ἰός, καὶ σκίλλα, καὶ ῥητίνη, ἔστω δὲ δύο μοῖραι τοῦ παλαιοῦ στέατος, τῶν δὲ ἄλλων ὀκόσον δοκέει κηρὸς εἶναι. στέαρ συντήξας πρόσφατον, ἀποχέας ἐς ἕτερον χυτρίδιον, καὶ τῆς μολυβδαίνης· τρίψας ὡς λειότατον, διαττήσας, ξυμμίξας, ἔψειν, καὶ κυκᾶν τὸ πρῶτον, ἐψεῖν δὲ ἕως ἂν ἐπὶ τῆς γῆς πηγνύηται ἐπι-

## ULCERS

tian and the Melean: first rub the lesion off with burnt soda and sponge it clean. Also burnt astringent copper ore; burn it until it flames.

19. For old ulcers in the shins; these become bloody and dark: grind the flower of the melilot, mix with honey, and employ as a plaster.

20. On severed cords, apply and bandage roots of wild myrtle, chopped and sifted, and mixed with olive oil. Also the herb cinquefoil (it is white and downy, and higher above the ground than the black cinquefoil), pound this in olive oil and attach with a bandage; untie on the third day.

21. To soften you must employ the following medications—more so in winter than in summer—medications for softening, which also make the scars neat. Pound the internal pulpy material of the squill, or pine bark, with fresh lard, a little olive oil, a little resin, and white lead. Also goose grease, fresh lard, squill and a little olive oil. Whitest wax and fresh, clean grease. Or squill, white olive oil, and a little resin. Wax, aged and fresh lard, olive oil, verdigris, squill and resin: let there be two parts of the aged lard, and of the other components as much as seems appropriate. Melt fresh grease, pour it off into another cup, grind galena very fine, sift, mix the two together, and boil, stirring at first; boil until when dripped on to the

---

<sup>1</sup> I: *ρίζας ἀγρίας* M.

σταχθέν, ἔπειτα καθελὼν ἀποχέαι τὸ ἄλλο πλὴν τῆς λίθου τῆς ὑποστάσης, καὶ ἐμβάλλειν ῥητίνην καὶ ἀνακινέειν, καὶ κέδρινον ἔλαιον ὀλίγον ξυμμίξαι καὶ τὸ ἀφηρημένον. πᾶσι χρῆ τοῖσι μαλθακοῖσιν ὄκου ἂν ῥητίνην ξυμμιγνύης, ἐπειδὴν ἀφέλης ἀπὸ τοῦ πυρὸς | τὸ φάρμακον, ἐς θερμὸν ἔτι ἔον καθεῖς τὴν ῥητίνην κυκᾶν. ἕτερον· στέαρ συὸς παλαιόν, καὶ κηρός, καὶ ἔλαιον, τὰ δὲ ξηρά, ἰχθυήματα λωτοῦ, λιβανωτός, μολύβδαινα, λιβανωτοῦ μοῖρα, μολυβδαίνης μοῖρα, τοῦ ἰχθυήματος μοῖρα· ἔστω δὲ τοῦ παλαιοῦ στέατος δύο μοῖραι, τοῦ δὲ κηροῦ μία, καὶ τοῦ ἐλαίου<sup>1</sup> μία. στέαρ μόνον παλαιὸν ὕειον, σὺν τῷδε στέαρ αἰγὸς πρόσφατον ὡς ἥκιστα ξὺν τῷ ὕμνι, κατακαθήρας, μικρὰ τρίψας ἢ κατακόψας λεία, ἔλαιον παραχέειν, καὶ παραπάσσειν τὸν μόλιβον ξὺν τῇ σποδῷ, καὶ λωτοῦ ἰχθυημάτων τὸ ἥμισυ. ἕτερον· στέαρ αἰγός, σποδός, χαλκίτις κυανέη, ἔλαιον.

22. Πυρρικαύτων· ἐψεῖν χρῆ πρίνου ρίζας ἀπαλὰς, ὧν εἰ ὁ φλοιὸς παχύτατος καὶ χλωρότατος, καταταμῶν μικρά, οἶνον λευκὸν ἐπιχέας, μαλθακῷ πυρὶ καθεψεῖν, ἕως ἂν δοκέη καλῶς ἔχειν τὸ πάχος, ὡς ὑπάλειπτον, καὶ ἐν ὕδατι τὸν αὐτὸν τρόπον. τοῦτο δάκνει οὐδέν· ὑὸς στέαρ μόνον παλαιὸν ὑπαλείφειν, τήξας, ἄνωθεν δὲ<sup>2</sup> τῆς σκίλλης τὴν ρίζαν διαιρῶν καὶ προστιθεῖς καταδεῖν, τῇ δὲ ὑστεραίῃ ἐπαιονᾶν. ἕτερον· τήξας ὑὸς στέαρ παλαιόν, καὶ κηρόν, καὶ ἔλαιον συμμίξας <καὶ><sup>3</sup> λιβανωτόν, καὶ λωτοῦ



## ULCERS

earth it congeals; then, removing it from the fire, pour off everything except the stony mass that precipitates, add resin and agitate; also mix together a little cedar oil and what was set aside. Whenever you mix resin into softening medications you must, when you remove the medication from the fire, pour the resin in, and stir as long as the mixture is still hot. Another: aged lard, wax, olive oil; dry components: shavings of nettle-tree, frankincense, galena—one part each of frankincense, galena and the shavings; of the aged lard let there be two parts, of the wax one, and of the oil one. Aged lard alone,<sup>a</sup> and with this fresh goat's fat, with as few membranes as possible, that has been thoroughly cleaned and kneaded fine, or cut into small pieces; add olive oil, and sprinkle in lead with copper oxide, and nettle-tree shavings one half in amount. Another: goat's fat, oxide of copper, blue copper ore, olive oil.

22. For burns. You must boil tender roots of the holm-oak, and if their bark is very thick and green, cut them into small pieces; add white wine, and boil them down on a gentle fire until they seem to have the right consistency to spread like an ointment; boil them in water in the same way. This one irritates nothing: melt aged lard alone, and apply by anointing; then divide the root of a squill, place it on top of the lard, and bind it with a bandage; on the next day foment. Another: melt aged lard and wax, mix together with them olive oil, frankincense,

<sup>a</sup> I.e. without wax.

<sup>1</sup> Littré after Manialdus: *νέου* M.

<sup>2</sup> Littré after Manialdus: *διὰ* M.      <sup>3</sup> I.

428 ἰχθυήματα, καὶ μίλτον, τούτῳ ὑπαλείψας, ἄρου φύλλα ἐν οἴνῳ καὶ ἐλαίῳ ἐψήσας, προστιθεὶς καταδεῖν. ἕτερον· ἐπειδὴν τῷ σνείῳ στέατι ὑπαλείψης παλαιῶ, καταλείφειν ἀσφοδέλου ρίζας ἐν οἴνῳ τρίψας λείον. ἕτερον· τήξας στέαρ σνὸς παλαιόν, ξυμμίξας ῥητίνῃ καὶ | ἀσφάλτῳ, αὐτὸ ἐπαλείψας ἐς ὀθόνιον, θερμήνας πρὸς πῦρ, ἐπιθεὶς ἐπιδεῖν.

23. Ὅταν ἐν τῷ νώτῳ ὑπὸ πληγέων ἢ ἄλλως ἔλκος γένηται, τῇ σκίλλῃ διέφθῳ τρίψας ἐς ὀθόνιον ἐπαλείψας ἐπιδεῖν, ὕστερον δὲ στέαρ αἰγός, καὶ σνὸς νέον, καὶ σποδόν, καὶ ἔλαιον, καὶ λιβανωτόν.

24. Οἰδήματα ἐν τοῖσι ποσὶ γινόμενα αὐτόματα,<sup>1</sup> οὐδὲν ὑπὸ τῶν καταπλασμάτων καθιστάμενα, τά τε οἰδήματα, καὶ ἡ φλεγμασίη, καὶ ἡν σπόγγους ἐπιδέη τις ἢ εἴρια ἢ τι ἄλλο ἐπὶ τὸ ὑγιές, ἔπειτα ἀνοιδίσκηται αὐτόματον καὶ ἀναφλεγμαίνῃ, κατὰ φλέβας ἐπίρρους αἰτιόν ἐστιν αἵματος, ὥτινι μὴ φλάσμα αἰτιόν ἐστι, καὶ ἡν που ἄλλοθι τοῦ σώματος τοῦτο γίνηται, ὁ αὐτὸς λόγος. ἀλλὰ τοῦ αἵματος χρὴ ἀφίεναι, μάλιστα μὲν κατὰ φλέβας τὰς ἐπιρρεούσας, ἡν καταφανέες ἔωσιν· ἡν δὲ μὴ, κατακρούειν τὰ οἰδήματα βαθύτερα καὶ πυκνότερα, καὶ ἄλλο πᾶν ὅτι ἂν κατακρούῃς, οὕτω χρὴ ποιέειν, καὶ ὡς ὀξύτατοισι σιδηρίοισι καὶ λεπτοτάτοισι, καὶ ὅταν ἀφαιρῆς τὸ αἷμα, τῇ μήλῃ μὴ κάρτα πιέζειν, ὡς μὴ φλάσις προσγίνηται· ὄξει δὲ κατανίζειν, καὶ θρόμβον αἵματος ἐν τοῖσι σχάσμασι μὴ ἔαν ἐγκαταλεί-

## ULCERS

shavings of nettle-tree wood, and red ochre: anoint with this, then boil leaves of cuckoo-pint in wine and olive oil, apply them to the burn, and bind them in place with a bandage. Another: when you have anointed with aged lard, anoint again with asphodel roots ground fine in wine. Another: melt aged lard, mix in resin and asphalt, smear on to a linen cloth, warm at a fire, and apply and bind on with a bandage.

23. When a lesion occurs in the back as the result of blows or in some other way, boil squill thoroughly and crush it, smear it on to a bandage, and bind it on. Later apply goat's fat, fresh lard, copper oxide, olive oil and frankincense.

24. Swellings that arise spontaneously in the feet, that are not reduced at all by plasters either in their swelling or in their inflammation, and in which, when someone applies with a bandage sponges, or wool, or anything else to a healthy part, that part swells up spontaneously and becomes inflamed: in these the cause of the blood flow, if no bruise is the cause, lies in the afferent vessels. If this occurs in another part of the body, the reason is the same. You must remove blood, especially from the afferent vessels, if they are visible. If not, make narrow incisions in the oedema quite deeply and close together—also, anywhere else you make such narrow incisions, you must carry out the operation this same way—with blades as sharp and fine as possible; when you draw off the blood, do not apply excessive pressure with your probe, in order to prevent a bruise from arising. Wash well with vinegar, and do not allow any clots of blood to remain in

---

<sup>1</sup> καὶ μὴ αὐτόματα added by M<sup>2</sup> in margin.

430 πεισθαι, καταχρίσας τῷ ἐναίμῳ φαρμάκῳ, εἴρια οἰσυποῦντα κατεξασμένα μαλθακὰ ἐπιδῆσαι, ῥήνας οἴνω καὶ ἐλαίῳ, καὶ ἐχέτω τὸ σχασθὲν ὅκως ἀνάρρους εἶη τοῦ αἵματος καὶ μὴ κατάρρους. καὶ μὴ τεγγέτω, καὶ ὀλιγοσιτέτω, καὶ ὕδωρ πινέτω. ἢ ἦν δὲ ἀπολύων εὐρίσκης τὰ σχάσματα φλεγμαίνοντα, καταπλάσσειν τῷ ἐκ τοῦ ἀγνοῦ καὶ λίνου καρποῦ καταπλάσματι· ἦν δὲ ἐλκωθῆ τὰ σχάσματα καὶ ξυρραγῆ, πρὸς χρῆμα ὀρέων, ἔπειτα προσφέρων ὅτου ἂν δέη, τὰ λοιπὰ ἰητρεύειν.

25. Ὅκου δὲ κισσὸς ἐνεστιν ἐπ' ἀντικνημίου ἢ περιφανῆς ἢ κατὰ τῆς σαρκός, καὶ ἐστι μέλαν τὸ ἀντικνημιον, καὶ δοκέει δεῖσθαι αἷμα ἀπ' αὐτοῦ ἀπορρηῆναι, οὐ χρὴ τὰ τοιαῦτα κατακρούειν οὐδαμῶς· ὡς γὰρ ἐπὶ τὸ πολὺ ἔλκεα μεγάλα γίνεται ἐκ τῶν σχασμάτων διὰ τοῦ κισσοῦ τὴν ἐπιρροήν· ἀλλὰ χρὴ αὐτὸν τὸν κισσὸν ἀποκεντέειν ἄλλοτε καὶ ἄλλοτε, ὅπη ἂν δοκέη καιρὸς εἶναι.

26. Ὅταν δὲ φλέβα τάμης, ἐπειδὴν τοῦ αἵματος ἀφῆς καὶ λύσης τὴν ταινίην, καὶ μὴ ἴσθηται, τὰ ἀντία ὅκως ἂν ὁ ῥοῦς γίνηται τοῦ αἵματος, ἐχέτω, ἦν τε χεῖρ, ἦν τε σκέλος ἦ, ὡσεὶ χωρέοντος τοῦ αἵματος ὀπίσω, καὶ οὕτως ὑπομείνας χρόνον πλείω ἢ ἐλάσσω κατακέιμενος, ἔπειτα ἐπιδῆσαι αὐτὸν οὕτως ἔχοντα, μὴ ἐνεόντος θρόμβου ἐν τῇ τομῇ, ἔπειτα σπληνίου διπλοῦν προσθείς, τέγξας οἴνω, καὶ ἄνωθεν εἴριον ἐλαιώσας καθαρὸν· κῆν γὰρ ἐπίρρυσις τοῦ αἵματος ἔη βιαίη, σχέσις γίνεται ἐπιρρέοντος· κῆν, θρόμβου

## ULCERS

the incisions; anoint with a styptic, bandage on soft, well-carded greasy wool, sprinkled with wine and olive oil, and let the incised part be positioned so that it is upstream for the blood, rather than downstream. Let the patient avoid being moistened from without, eat little, and drink water. If on unbandaging you discover the incisions are inflamed, apply the plaster prepared from chaste-tree and linseed. If the incisions ulcerate and run together, observe their condition and then continue the treatment, employing whatever is required.

25. Where a varix is present in a shin, either conspicuous on the surface or under the flesh, the shin is darkened, and it appears that blood must be evacuated from it, you should in such instances certainly not make deep incisions—for generally large ulcerations will arise out of the incisions on account of the afflux of blood from the varix. Rather, when the time seems appropriate, you must pierce through the varix itself repeatedly.

26. If, in incising a vessel, when you have removed the blood and loosened the bandage, the blood does not stop, hold the limb, whether arm or leg, in the position opposite to how the blood is flowing, so that the blood will be running backwards, and, having the patient wait thus for a greater or lesser time lying down, then, if there is no clot in the incision, apply a bandage with the limb in this position; then put on a double linen compress moistened with wine, and over it a clean piece of oiled wool. For thus, if the afflux of blood is violent, it will be restrained; if a clot

ἐπὶ τῇ τομῇ γενομένου, οὕτω φλεγμῆν, διαπύσκειται. ἤρισθηκότα δὲ χρῆ πλέον ἢ ἔλαττον καὶ πεπωκότα φλεβοτομέειν, καὶ ὑποθερμασμένον, καὶ ἡμέρης θερμότερης ἢ ψυχροτέρης.

432 27. Σικύην δὲ προσβάλλοντα χρῆ, ἣν ἐπιρρέη τὸ αἷμα ἀφηρημένης τῆς σικύης, κῆν πολὺ ρέη, ἢ ἰχώρ ρέη, αὐτοῖσι ταχέως, πρὶν πλησθῆ, αὐτὶς προσβάλλων, ἐπεξέλκειν τὸ λειπόμενον· εἰ δὲ μή, θρόμβοι ἐνεχόμενοι ἐν τοῖσι σχάσμασιν, ἔπειτα ἀναφλεγμῆναντα ἔλκεα γίνεται ἐξ αὐτῶν. ὅξει δὲ χρῆ πάντα τὰ τοιαῦτα κατανίζειν, καὶ ὕστερον μὴ τέγγειν, μηδὲ κατακέεσθαι ἐπὶ τὰ σχάσματα, τῶν δὲ ἐναίμων τινὶ φαρμάκων καταχρῖσθαι τὰ σχάσματα· καὶ ὅταν κάτωθεν τοῦ γούνατος δέη προσβάλλειν<sup>1</sup> ἢ πρὸς τὸ γόνυ, ἐστηκότι ὀρθῶ, ἣν δύνηται ἐστάναι.

<sup>1</sup> Littré: -βάλλον M.

## ULCERS

forms in the incision and it becomes inflamed, suppuration occurs. You must phlebotomize when the person has taken a larger or smaller breakfast and had a drink, and has been heated a little—this on a warmer rather than a cooler day.

27. When you apply a cupping instrument, if blood keeps on flowing when you remove it and if much blood or serum flows out, you must quickly reapply the instrument to the same site before it fills up, and draw out what is left; if you do not do this, clots form in the incisions, and then inflamed lesions arise from them. You must bathe all such lesions in vinegar, but later not moisten them, nor should the patient lie on the incisions; anoint the incisions with some styptic. When you must apply the cupping below the knee or at the knee, do so with the person standing up, if he can.





## HAEMORRHOIDS AND FISTULAS

## INTRODUCTION

These two treatises, or parts of the same treatise, demonstrate similarities of language and content that strongly suggest common authorship. The order in which I present them is supported by the title under which they are recorded in Erotian's preface, *περὶ αἰμορροΐδων καὶ συρίγγων*,<sup>1</sup> as well as twice in Galen's *Hippocratic Glossary*.<sup>2</sup> This order is also given in the list of Hippocratic works at the head of the manuscript Vaticanus Graecus 276, and in the *Bruxelles Hippocratic Vita*: "item de emorroide post hunc de fistulis."<sup>3</sup>

Erotian includes one word from *Haemorrhoids* and three from *Fistulas*<sup>4</sup> in his glossary, and Celsus draws directly on both works in his own account of lesions of the anus.<sup>5</sup>

*Haemorrhoids* and *Fistulas* present a clear and well organized summary of the pathology and therapy of

<sup>1</sup> Erotian p. 9.

<sup>2</sup> Galen vol. 19, 130 *πήρινα*; 19, 141 *στρυβλήν*. See also 19, 110 *κατοπτήρι*, which comes from *Haemorrhoids* 5 or *Fistulas* 3.

<sup>3</sup> J. R. Pinault, *Hippocratic Lives and Legends*, Leiden, 1992, p. 133.

<sup>4</sup> See Nachmanson p. 439.

<sup>5</sup> Celsus, *De medicina* 7, 30, 1-2.

## HAEMORRHOIDS AND FISTULAS

haemorrhoids, condylomas, fistula in ano, and their complications such as strangury and prolapse of the anus. Surgical treatments dominate: cauterly, excision, scraping, application of putrefactant medications, and fomentation.

The treatises were edited by Robert Joly in his Budé edition, volume XIII, and it is on this work that my text for the most part depends. F. Adams published an English translation of the works in 1849.<sup>6</sup>

<sup>6</sup> Adams vol. 2, 816–822 and 826–830.

## ΠΕΡΙ ΑΙΜΟΡΡΟΙΔΩΝ

VI 436

Littre

1. Αίμορροΐδων τὸ μὲν νόσημα ὧδε γίνεται· ἐπὴν χολὴ ἢ φλέγμα ἐς τὰς φλέβας τὰς ἐν τῷ ἀρχῷ καταστηρίξῃ, θερμαίνει τὸ αἷμα τὸ ἐν τοῖσι φλεβίοισι· θερμαινόμενα δὲ τὰ φλέβια ἐπισπᾶται ἐκ τῶν ἔγγιστα φλεβίων τὸ αἷμα, καὶ πληρούμενα ἐξογκέει τὸ ἐντὸς τοῦ ἀρχοῦ, καὶ ὑπερίσχουσιν αἱ κεφαλαὶ τῶν φλεβίων, καὶ ἅμα μὲν ὑπὸ τῆς κόπρου ἐξιούσης φλώμεναι, ἅμα δὲ ὑπὸ τοῦ αἵματος ἀθροιζομένου βιαζόμεναι, ἐξακοντίζουσιν αἷμα, μάλιστα μὲν ξὺν τῷ ἀποπάτῳ, ἐνίοτε δὲ χωρὶς τοῦ ἀποπάτου.

2. Θεραπεύειν δὲ δεῖ ὧδε· πρῶτον μὲν ὑπαρχέτω εἰδέναι ἐν οἴῳ χωρίῳ γίνονται. Ἄρχὸν γὰρ καὶ τάμνων, καὶ ἀποτάμνων, καὶ ἀναρράπτων, καὶ καίων,<sup>1</sup> καὶ ἀποσήπων, ταῦτα γὰρ δοκέει δεινότατα εἶναι, οὐδὲν ἂν σίνιοι. παρασκευάσασθαι δὲ κελεύω ἐπτὰ ἢ ὀκτὼ σιδήρια, σπιθαμιαῖα τὸ μέγεθος, πάχος δὲ ὡσεὶ μῆλης παχείης· ἐξ ἄκρου δὲ κατακάμψαι· καὶ ἐπὶ τῷ ἄκρῳ πλατὺ ἔστω ὡς ἐπὶ ὀβολοῦ<sup>2</sup> μικροῦ.

<sup>1</sup> Ermerins: δαίων I.

<sup>2</sup> I, Littre: ὀβελοῦ Linden, Ermerins, Joly.

## HAEMORRHOIDS

1. The condition of haemorrhoids arises as follows. When bile or phlegm becomes fixed in the vessels of the anus, it heats the blood in them so that, being heated, they attract blood from their nearest neighbours. As the vessels fill up, the interior of the anus becomes prominent and the heads of the vessels are raised above its surface, where they are partly abraded by the faeces passing out, and partly overcome by the blood collected inside them, and so spurt out blood, usually during defecation, but occasionally at other times as well.

2. You must treat as follows. First, undertake to find out where the haemorrhoids are; for to incise the anus, to amputate from it, to lift it by sewing, to cauterize it, or to remove something from it by putrefaction—these seem to be dangerous, but in fact will do no harm. I bid you to prepare seven or eight irons, a span in length, and with the width of a wide probe; bend these at the end, and also make them flat at the end like a small obol.<sup>a</sup> Clean the site

<sup>a</sup> With Vander Linden's conjecture: "like a small spit."

προκαθήρας δὴ φαρμάκῳ τῇ πρότερον, αὐτῇ δὲ ἢ ἂν ἐπιχειρήσῃ καῦσαι, ἀνακλίνας τὸν ἄνθρωπον ὑπτίον, καὶ προσκεφάλαιον ὑπὸ τὴν ὀσφύν ὑποθείς, ἐξαναγκάζειν ὡς μάλιστα τοῖσι δακτύλοισι τὴν ἔδρην ἔξω, ποιέειν δὲ καὶ διαφανέα τὰ σιδήρια, καὶ καίειν ἕως ἂν ἀποξηράνησῃ, καὶ ὅκως μὴ ὑπαλείψῃς· καίειν δὲ καὶ μηδεμίην ἐᾶσαι ἄκανστον τῶν αἰμορροΐδων, ἀλλὰ πάσας ἀποκαύσεις. γνώσει δὲ οὐ | χαλεπῶς τὰς αἰμορροΐδας· ὑπερέχουσι γὰρ ἐς τὸ ἐντὸς τοῦ ἀρχοῦ, οἷον ῥᾶγες πελιδναί, καὶ ἅμα ἐξαναγκαζόμενον τοῦ ἀρχοῦ ἐξακοντίζουσιν αἷμα. κατεχόντων δ' αὐτῶν, ὅταν καίηται, τῆς κεφαλῆς καὶ τὰς χεῖρας, ὡς μὴ κινῆται, βοάτω καιόμενος· ὁ γὰρ ἀρχὸς μᾶλλον ἐξίσχει. ἐπὴν δὲ καύσης, φακοὺς καὶ ὀρόβους ἐψήσας ἐν ὕδατι, τρύψας λείους, κατάπλασσε<sup>1</sup> πέντε ἢ ἕξ ἡμέρας· τῇ δὲ ἐβδόμῃ σπόγγον μαλθακὸν τάμνειν ὡς λεπτότατον, πλάτος δὲ εἶναι τοῦ σπόγγου ὅσον ἕξ δακτύλων πάντη· ἔπειτα ἐπιθεῖναι ἐπὶ τὸν σπόγγον ὀθόνιον ἴσον τῷ σπόγγῳ λεπτὸν καὶ λείον, ἀλείψας μέλιτι· ἔπειτα ὑποβαλὼν τῷ δακτύλῳ τῷ λιχανῷ τῆς ἀριστερῆς χειρὸς μέσον τὸν σπόγγον, ὡσαι κάτω τῆς ἔδρης ὡς προσωτάτω· ἔπειτα ἐπὶ τὸν σπόγγον προσθεῖναι εἴριον, ὡς ἂν ἐν τῇ ἔδρῃ ἀτρεμίζῃ. διαζώσας δὲ ἐν τῆσι λαγόσι, καὶ ὑφεῖς ταινίην ἐκ τοῦ ὀπισθεν, ἀναλαβὼν ἐκ τῶν σκελέων τὸν ἐπίδεσμον, ἀναδῆσαι ἐς τὸ διάζωσμα παρὰ τὸν ὀμφαλόν. τὸ δὲ φάρμακον, ὃ εἶπον, ἐπίδει τὸ πικνὴν τὴν σάρκα ποιέον<sup>2</sup> καὶ ἰσχυρὴν φῦναι.

## HAEMORRHOIDS

you are attempting to cauterize beforehand with a medication, have the person lie on his back, and place a pillow beneath the loins. Force the anus out as far as possible with your fingers; heat the irons red-hot, and burn until you so dry the haemorrhoids out that you do not need to anoint: burn them off completely, leaving nothing uncauterized. You will recognize haemorrhoids without difficulty, for they rise above the surface in the interior of the anus like livid grapes, and when the anus is forced outwards, they spurt out blood. Let assistants hold the patient down by his head and arms while he is being cauterized so that he does not move—but let him shout during the cautery, for that makes the anus stick out more. After you have applied the cautery, boil lentils and chickpeas in water, pound them smooth, and apply this as a plaster for five or six days. On the seventh day, cut a soft sponge as thin as possible—it should be six fingers broad in every direction—place a piece of thin fine linen cloth equal in size to the sponge on top of it, and smear with honey. Then, placing the middle of the sponge over the index finger of the left hand, press it into the anus as far as you can, and insert a woollen plug up against the sponge, to hold it in place in the anus. Tie a band around the body at the flanks, run a strip down from it at the back, draw up the end of this strip between the legs, and tie it to the circular bandage at the navel. Use this to bind on the medication which I mentioned, that will make the flesh grow

---

<sup>1</sup> Ermerins: -πασσε I.

<sup>2</sup> Littré: ποιέειν I.

ταῦτα δὲ δεῖ ἐπιδεῖν μὴ ἔλασσον ἡμερῶν εἴκοσι. ροφέειν δὲ ἅπαξ τῆς ἡμέρης ἄλευρον, ἢ κέγχρον, ἢ τὸ ἀπὸ τῶν πιτύρων, καὶ πίνειν ὕδωρ· ἦν δὲ ἐς ἄφωδον ἴζηται, ὕδατι θερμῷ διανίξιν· λούεσθαι δὲ διὰ τρίτης ἡμέρης.

3. Ἐτέρη θεραπεία· ἐκβαλὼν τὴν ἔδρην ὡς μάλιστα, αἰονᾶν ὕδατι θερμῷ, ἔπειτα ἀποτάμνειν τῶν αἰμορροΐδων τὰ ἄκρα· φάρμακον δὲ προκατασκευασθῆναι πρὸς τὴν τομὴν τόδε· οὐρήσας ἐς χαλκεῖον, ἐπίπασον ἐπὶ τὸ οὖρον χαλκοῦ ἄνθος ὀπτὸν καὶ τετριμμένον λείον,<sup>1</sup> ἔπειτα διείς, καὶ κινήσας τὸ χαλκεῖον, ξήρανον ἐν τῷ ἡλίῳ· ὅταν δὲ ξηρὸν γένηται, συγξύσας τρύψον λείον καὶ προστίθει τῷ δακτύλῳ, καὶ σπληνία ἐλαιώσας προστίθει, καὶ σπόγγον ἐπάνω ἐπίδει.

4. Προσφύεται πρὸς τῇ αἱματίτιδί τι κονδυλῶδες<sup>2</sup> οἷον συκαμίνου καρπός· καὶ ἦν μὲν ἕξω σφόδρα ἦ ἢ κονδύλωσις, περιπέφυκεν αὐτῇ καλυπτῆρ ὁ τῆς σαρκός. καθίσας οὖν τὸν ἄνθρωπον ὀκλάξ ἐπὶ ὄλμων δύο, σκόπει· εὐρήσεις γὰρ πεφυσημένα τὰ μεσηγὺ τῶν γλουτῶν παρὰ τὴν ἔδρην, τὸ δὲ αἷμα ἐκχωρέον ἔνδοθεν. ἦν γοῦν ἐνδιδοῖ ὑπὸ τῷ<sup>3</sup> καλυπτῆρι, [ἦ]<sup>4</sup> τὸ κονδύλωμα τῷ δακτύλῳ ἀφελεῖν· οὐδὲν γὰρ χαλεπώτερον ἢ περ προβάτου δειρομένου τὸν δάκτυλον μεταξὺ τοῦ δέρματος καὶ τῆς σαρκός περαίνειν· καὶ ταῦτα διαλεγόμενος ἅμα λάνθανε

<sup>1</sup> ὀπτὸν—τετριμμένον λείον Ermerins: ὀπτου—τετριμμένον λείον I.



## HAEMORRHOIDS

dense and strong. The bandage must remain in place for at least twenty days. Have the patient drink gruel made from meal, millet or bran once a day, and also water. After he sits down to stool, wash him off thoroughly with warm water; have him bathe every other day.

3. Another therapy. Protruding the anus as much as possible, moisten it with warm water, and then excise the extremities of the haemorrhoids. Before the operation prepare the following medication: collect urine in a copper vessel, and sprinkle into it flower of copper that has been roasted and ground fine; then mix this together, agitate the vessel, and dry the mixture in the sun. When it is dry grate it up, grind it fine and insert some of it with your finger; moisten a linen compress with olive oil, apply it, place a sponge over this, and bind it with a bandage.

4. There can grow next the blood vessel of the anus a kind of knobiness (condyloma) shaped like a mulberry. If this condyloma is especially protuberant, a covering of flesh grows around it. Sit the person down in a squatting position on two supports, and make an examination: for you will discover the area between the buttocks next the anus distended, and blood escaping inside. Now if the condyloma gives way when a speculum is applied, remove it with a finger, for this is no more difficult than for a person who is flaying an animal to get his finger between the skin and the flesh; talk to the person while you are doing

---

<sup>2</sup> Joly: τῆ κονδυλώσει I.

<sup>3</sup> Foes: τῆ I.

<sup>4</sup> Del. Foes in note.

ποιέων. ἐπὴν δὲ ἀφέλης τὸ κονδύλωμα, ἀνάγκη λύεσθαι<sup>1</sup> δρόμους αἵματος ἀπὸ πάσης τῆς ἀφαιρέσιος· ταῦτα χρὴ ἀποπλῦναι οἴνω αὐστηρῶ, κηκίδας ἐναποβρέξας· καὶ ἢ τε αἱματίτις οἰχῆσεται σὺν τῷ κονδυλώματι, καὶ τὸ κάλυμμα καταστήσεται, καὶ ὅσῳ ἂν παλαιότερον ἦ, ῥηϊδίως ἔσται ἢ ἴησις.

5. Ἦν δὲ ἀνωτέρη ἢ ἡ κονδύλωσις, τῷ κατοπτῆρι σκέπτεσθαι, καὶ μὴ ἐξαπατᾶσθαι ὑπὸ τοῦ κατοπτῆρος· διοιγόμενος γὰρ ὀμαλύνει τὴν κονδύλωσιν, ξυν-αγόμενος δὲ πάλιν δείκνυσιν ὀρθῶς. ἀφαιρέειν δὲ χρὴ, ἐλλεβόρω μέλανι ὑπαλείφοντα τὸν δάκτυλον· ἔπειτα τριταῖον οἴνω κλύζειν αὐστηρῶ. τὸ δὲ αἷμα, ὅταν ἀφέλης τὴν κονδύλωσιν, ὅτι οὐ ρέει, μὴ θαναμάζειν· οὐδὲ γὰρ ἦν ἐν τοῖσιν ἄρθροισι διατάμης τὰς χεῖρας ἢ τὰ σκέλεα, οὐ ρεύσεται αἷμα· ἦν δ' ἀνωθεν ἢ κάτωθεν τάμης τῶν ἄρθρων, εὐρήσεις φλέβας  
442 κοίλας καὶ αἰμόρρους, καὶ χαλεπῶς ἂν ἴσχοις εὐ-πόρως. οὕτω καὶ τὴν ἐν τῇ ἔδρῃ αἰμορροΐδα, ἦν μὲν ἀνωθεν ἢ κάτωθεν τάμης τῆς ἀφαιρέσιος τοῦ κονδυλώματος, αἷμα ρεύσεται· ἦν δὲ αὐτὴν ἀφέλης τὴν κονδύλωσιν ἐν τῇ προσφύσει, οὐ ρεύσεται. ἦν μὲν οὖν οὕτω καθίσταται, καλῶς ἂν ἔχοι· ἦν δὲ μὴ, καῦσαι, φυλασσόμενος ὡς μὴ ἄψη τῷ σιδήρῳ, ἀλλ' ἐγγὺς προσφέρων τὰ σιδήρια ἀποξηραίνειν, καὶ προστιθέναι τὸ τοῦ χαλκοῦ ἄνθος τὸ ἐν τῷ οὐρῳ.

6. Καυτήρα χρὴ ποιήσασθαι, οἶον καλαμίσκον

<sup>1</sup> Potter: κύεσθαι I.

## HAEMORRHOIDS

this to distract his attention. When you have removed the condyloma, it is inevitable for streams of blood to be released from the whole amputation. These you must wash off with dry wine in which you have steeped oak-galls. The blood vessel will disappear along with the condyloma, and the covering will recede. The older the condition is, the easier healing will be.

5. If the condyloma is higher up, examine it by means of a speculum, but do not be deceived by the speculum, for when it is open it flattens the condyloma down, whereas when you close it again you see the condyloma correctly. Remove the condyloma after smearing a finger with black hellebore; then, on the next day but one, wash it with dry wine. That blood does not flow when you remove a condyloma is no cause for wonder: for blood will also not flow if you incise the arms or legs at the joints, whereas if you cut them above or below the joints, you will discover the vessels to be hollow and filled with blood, and only with difficulty would you prevent their free flow. Thus, too, if you incise a haemorrhoid in the anus above or below the amputation of a condyloma, blood will flow, but if you remove the condyloma itself at its attachment, none will flow. Now if the condition clears up with this, fine; if not, apply heat, taking care not to touch the flesh with your iron, but by bringing the iron close dry the condyloma out; also inject flower of copper dissolved in urine.

6. Make a cautery apparatus shaped like a hedge

φραγμίτην·<sup>1</sup> σιδήριον δὲ ἐναρμόσαι καλῶς ἀρμόζον· ἔπειτα τὸν αὐλίσκον ἐνθεῖς ἐς τὴν ἔδρην, διαφαῖνον τὸ σιδήριον καθιέναι, καὶ πυκνὰ ἐξαιρέειν, ἵνα μᾶλλον ἀνέχηται θερμαινόμενος· καὶ οὔτε ἔλκος ἔξει ὑπὸ τῆς θερμασίης, ὑγία τε ξηρανθέντα τὰ φλέβια.

7. Ἦν δὲ βούλη μήτε καίειν, μήτε ἀποτάμνειν, προκαταιονήσας<sup>2</sup> ὕδατι πολλῶ θερμῶ, καὶ ἐκτρέψας τὴν ἔδρην, σμύρναν τρίψας λείην καὶ κηκίδα, καὶ στυπτηρίην Αἰγυπτίην κατακαύσας, ἐν καὶ ἥμισυ πρὸς τᾶλλα, καὶ μελαντηρίης ἄλλο τοσοῦτον, τούτοισι ξηροῖσι χρῆσθαι· ἢ δὲ αἰμορροῖς τούτοισι τοῖσι φαρμάκοισιν ἀποστήσεται, ὥσπερ σκύτος κατακεκαυμένον· ταῦτα ποιέειν μέχρις ἂν πάσας ἀφανίσῃς. καὶ χαλκίτιδος ἥμισυ κεκαυμένης<sup>3</sup> τὸντὸ ἀπεργάζεται.

8. Ἦν δὲ βούλη βαλανίοισιν ἰῆσθαι, σηπίης ὄστρακον, μολυβδαίνης τρίτον μέρος, ἄσφαλον, στυπτηρίην, ἄνθος ὀλίγον, κηκίδα, χαλκοῦ ἰὸν ὀλίγον, τούτων μέλι ἐφθὸν καταχέας, βάλανον ποιήσας μακροτέρην, προστίθει, μέχρις ἂν ἀφανίσῃς.

444 9. Γυναικείην αἰμορροῖδα ὧδε θεραπεύειν· πολλῶ ὕδατι θερμῶ αἰονήσας, σύνεψε δὲ ἐν τῷ θερμῷ τῶν εὐωδέων, τρίψας μυρικήν, λιθάργυρον ὀπτὴν καὶ κηκίδα, οἶνον λευκὸν παράχεε καὶ ἔλαιον καὶ χηνὸς στέαρ, τρίψας πάντα ὁμοῦ, διδόναι, ὀκόταν αἰονηθῆ, διαχρίσασθαι· αἰονᾶν δὲ καὶ τὴν ἔδρην ἐξώσας ὡς μάλιστα.

## HAEMORRHOIDS

reed,<sup>a</sup> and adapt the iron so that it fits easily into it. Then introduce the tube into the anus, heat the iron red-hot, and insert it into the tube: remove it frequently, in order that the patient will better withstand the heating; he will not have any ulceration as a result of the heat, and the vessels, being dried, will heal up.

7. If you wish to avoid both cautery and excision, moisten the haemorrhoids beforehand with copious warm water, and evert the anus; grind myrrh and oak galls into a smooth paste, and add one and a half times as much burnt Egyptian alum and an equal amount of black pigment: apply this medication dry. The haemorrhoid will be separated like a burnt hide by it; repeat this procedure until you have removed them all. Half this amount of burnt copper ore accomplishes the same thing.

8. If you wish to treat with suppositories: take bone of cuttle-fish, a third part of galena, asphalt, alum, a little flower of copper, oak gall, and a little verdigris, and over these pour boiled honey; form into a rather long suppository, and insert it until the haemorrhoids are removed.

9. Treat haemorrhoids in a woman as follows. Foment with copious warm water in which sweet-smelling substances have been boiled; grind tamarisk, burnt litharge, and oak gall, add white wine, olive oil and goose grease, pound these all smooth, and after she has been fomented give this to be anointed. Also foment the anus after forcing it out as far as possible.

<sup>a</sup> Cf. Dioscorides 1, 114.

---

<sup>1</sup> Foes after Cornarius' *arundinem sepiariam, phragmiten appellatam: φαρμακίτην* I.

<sup>2</sup> Froben: *προσ-* I.      <sup>3</sup> Ermerins: *-μένον* I.

## ΠΕΡΙ ΣΤΡΙΓΓΩΝ

VI 448

Littre

1. Σύριγγες δὲ γίνονται μὲν ὑπὸ φλασμάτων καὶ φυμάτων, γίνονται δὲ καὶ ὑπὸ εἰρεσίης, καὶ ἰππασίης, ὅταν ἀθροισθῆ ἓν τῷ γλουτῷ αἷμα πλησίον τῆς ἔδρης· σηπόμενον γὰρ νέμεται ἐς τὰ μαλθακά, ἅτε ὑγροῦ ἐόντος τοῦ τε ἀρχοῦ, καὶ τῆς σαρκὸς μαλθακῆς, ἐν ἧ νέμεται, ἔστ' ἂν τὸ φῦμα ῥήξη καὶ κάτω ἐς τὸν ἀρχὸν διασῆψη. ἐπὴν δὲ τοῦτο γένηται, συριγγούται, καὶ ἰχώρ ῥέει, καὶ κόπρος ῥεῖ δι' αὐτῆς<sup>1</sup> καὶ φύσα καὶ βδελυγμὴ πολλή. ὑπὸ μὲν οὖν τῶν φλασμάτων γίνεται, ὁκόταν τι τῶν περὶ τὸν ἀρχὸν χωρίων φλασθῆ ὑπὸ πληγῆς, ἢ ὑπὸ πτώματος, ἢ ὑπὸ τρώματος, ἢ ἰππασίης, ἢ εἰρεσίης, ἢ ὅσα τοιουτότροπά ἐστι· ξυνίσταται γὰρ αἷμα· σηπόμενον δὲ ἐκπύσκειται ὑπὸ δὲ τοῦ ἐκπύσκομένου πάσχει ἅπερ ἐπὶ τῶν φυμάτων εἴρηται.

2. Πρῶτον μὲν οὖν ὅταν τι τοιοῦτον αἴσθη φυόμενον φῦμα, τάμνειν ὡς τάχιστα ὠμὸν πρὶν ἢ διαπυῆσαι ἐς τὸν ἀρχόν.

3. Ἦν δὲ νοσέοντα ἤδη τὴν σύριγγα παραλάβης, λαβὼν σκοροῶδου φύσιγγα νεαρήν, ἀνακλίνας

## FISTULAS

1. Fistulas arise from contusions and tubercles, and also from rowing and horse-back riding, when blood collects in the buttock near the anus; for on putrefying, this blood migrates through the soft parts, the rectum being moist, and the intervening tissue soft, until the tubercle ruptures and suppurates its way down through into the rectum. When this happens, a fistula is formed and serum flows out through it, as well as faeces, wind and copious filth. Now a fistula arises from contusions when part of the area about the rectum is contused as the result of a blow, fall or wound, or from horse-back riding, or rowing, or things like these: for the blood collects, putrefies and suppurates, and from the suppuration of the blood the person suffers the same things that were described for tubercles.

2. In the first place, then, whenever you observe any such tubercle forming, incise it as soon as possible during the unconcocted stage before suppuration through into the rectum occurs.

3. But if you take on someone who already has a fistula, take a fresh stalk of garlic, lay the person down on his

---

<sup>1</sup> Littré: *έωντῆς* I.

τὸν ἄνθρωπον ὕπτιον, τὰ σκέλεα διαγαγὼν τὸ μὲν  
 ἔνθα, τὸ δὲ ἔνθα, τὴν φύσιγγα καθιέναι ἔστ' ἂν  
 προσκόψη, μετρήσασαί τε τὸ βάθος τῆς σύριγγος τῇ  
 φύσιγγι, καὶ σεσέλιος δὲ ρίζαν κόψας ὡς λεπτοτά-  
 την, ὕδωρ ἐπιχέας, βρέχειν τέσσαρας ἡμέρας· καὶ  
 προνηστεύσας πινέτω μέλιτι παραμίσγων τὸ ὕδωρ  
 κατὰ τρεῖς κυάθους. [ἐν τούτῳ κάθαιρε καὶ τὰς  
 ἀσκαρίδας. ὁκόσοι δ' ἂν καταλείφθωσιν ἀθεράπευ-  
 τοι, θνήσκουσιν.]<sup>1</sup> ἔπειτα ὀθόνιον βύσσινον τιθυ-  
 μάλλου ὀπῶ τοῦ μεγάλου δεύσας, καταπάσσων  
 450 ἄνθος χαλκοῦ ὀπτὸν τετριμμένον στροβίλην ποιή-  
 σασ ἴσην τῇ σύριγγι τὸ μῆκος, | ράμμα διεῖς δι'  
 ἄκρας τῆς στροβίλης καὶ αὐθις διὰ τῆς φύσιγγος,  
 ὕπτιον κατακλίνας τὸν ἄνθρωπον, κατοπτῆρι κατι-  
 δὼν τὸ διαβεβρωμένον τοῦ ἀρχοῦ, ταύτῃ τὴν  
 φύσιγγα διεῖναι· καὶ ὁκόταν παρακύψῃ ἐς τὸν  
 ἀρχόν, ἐπιλαμβανόμενος ἔλκειν, ἄχρις οὗ ἢ στρο-  
 βίλη διωσθῆ καὶ ἰσωθῆ τῶ τε ἄνω καὶ τῶ κάτω·  
 ἐπὴν δὲ ἐσωσθῆ, βάλανον ἐνθεῖς κερατίνην ἐς τὸν  
 ἀρχόν, γῆ διαχρίσας σμηκτρίδι, τὸν ἀρχὸν ἐάν·  
 ἐπὴν δὲ ἀποπατέῃ, ἐξαιρέειν, καὶ αὐθις προστιθέναι,  
 ἕως ἂν πεμπταίῃ γένηται· ἕκτη δὲ ἡμέρῃ ἐξαιρέειν,  
 ἔλκων τὴν στροβίλην ἔξω τῆς σαρκός· καὶ τρίψαι  
 στυπτηρίην μετὰ ταῦτα, καὶ πλήσας τὴν βάλανον  
 καὶ ἐς τὸν ἀρχὸν ἐμβαλῶν, ἐάν ἄχρις οὗ ἢ στυπτη-  
 ρίη ὑγρὴ γένηται· τὸν δὲ ἀρχὸν σμύρνη ἀλείφειν,  
 ἄχρις οὗ ἂν δοκέῃ ξυμπεφυκέναι.

4. Ἐτέρῃ θεραπείῃ· ὠμόλινον λαβὼν ὡς λεπτό-



## FISTULAS

back, spread his legs one in each direction, insert the stalk until it touches the end, and so measure the depth of the fistula. Pound root of hartwort very fine, add water, and moisten the fistula with this for four days. Let the patient first fast, and then drink water mixed with honey, three cyathoi at a time. [This patient should also be cleaned of intestinal worms. Any patients that are left untreated die.] Then dip a linen cloth in the juice of great spurge,<sup>a</sup> sprinkle ground burnt flower of copper over it, form it into a plug equal in length to the fistula, and pass a thread through the end of the plug and also through the garlic stalk; lay the person on his back, inspect the eroded part of the rectum with a speculum, and pass the stalk through to there; when its end emerges into the rectum, take hold of it and pull until the plug is drawn in and resides in the middle of the fistula between its top and bottom. With the plug in place, insert into the anus a horn suppository smeared with fullers' earth, and leave it there. Whenever the patient wants to pass stools, let him remove the suppository and reinsert it afterwards; continue for five days. On the sixth day, remove the suppository and draw out the plug from the flesh. After that, grind up alum, apply it to the suppository, and insert into the rectum, leaving it in place until the alum becomes moist. Continue to anoint the rectum with myrrh until it appears to have united.

4. Another therapy. Take about a span of very fine

<sup>a</sup> Cf. Dioscorides 4, 164.

---

<sup>1</sup> Del. Ermerins.

τατον, συμβάλλειν ὅσον σπιθαμιαῖον πεντάπλουν,  
 καὶ ξυμπεριλαβεῖν ἰππέειν τρίχα· ἔπειτα ποιησάμε-  
 νος μήλην κασσιτερίνην ἐπ' ἄκρου τετρημένην, ἐνεί-  
 ρας ἐς τὴν μήλην τὴν ἀρχὴν τοῦ ὠμολίνου συμβε-  
 βλημένου, καθιέναι τὴν μήλην ἐς τὴν σύριγγα, καὶ  
 ἅμα τῆς ἀριστερῆς χειρὸς τὸν δάκτυλον τὸν λιχανὸν  
 καθιέναι ἐς τὴν ἔδρην· ἐπὴν δὲ ψαύσῃ ἡ μήλη τοῦ  
 δακτύλου, ἄγειν ἔξω τῷ δακτύλῳ, ἀποκάμψας τῆς  
 μήλης τὸ ἄκρον καὶ τὴν ἀρχὴν τὴν ἐν τῇ μήλῃ· καὶ  
 τὴν μὲν μήλην πάλιν ἐξαιρέειν, τοῦ δὲ ὠμολίνου τὰς  
 ἀρχὰς ἀφάψαι δις ἢ τρίς· καὶ τὸ λοιπὸν τοῦ ὠμολί-  
 νου ἐπιστρέψας, ἐπιδῆσαι πρὸς τὸ ἅμμα· ἔπειτα  
 κελεύειν ἀπελθόντα διαπρήσσεσθαι τὰ ἔωντοῦ. ὀκό-  
 σον δὴ, σηπομένης τῆς σύριγγος, χαλᾶται τοῦ ὠμο-  
 λίνου, τοῦτο ἐπιτείνειν καὶ ἐπιστρέφειν αἰὲ καθ'  
 ἐκάστην ἡμέρην· ἦν δέ σοι τὸ ὠμόλινον διασαπῆ  
 πρόσθεν ἢ τὴν σύριγγα διαβρωθῆναι, πρὸς τὴν  
 452 τρίχα προσάψας ἕτερον ὠμόλινον διείναι καὶ ἀφά-  
 ψαι (ἡ γὰρ θριξὶ διὰ τοῦτο παραβάλλεται | τῷ  
 ὠμολίνῳ ὅτι ἄσηπτός ἐστιν)· ἐπὴν δὲ διασαπῆ ἡ  
 σύριγγξ, τάμνεσθαι χρῆ σπόγγον μαλθακὸν ὡς  
 λεπτότατον προστεθέντα· ἔπειτα ἐς μὲν τὴν σύριγγα  
 ἄνθος χαλκοῦ ὀπτὸν συχνὸν τῇ μήλῃ ἐνθεῖναι, τὸν  
 δὲ σπόγγον ἀλεῖψαι μέλιτι, καὶ ὑποβαλὼν μέσον<sup>1</sup>  
 τῷ λιχανῷ δακτύλῳ τῆς ἀριστερῆς χειρὸς ὦσαι  
 πρόσω, καὶ προσθεῖς ἕτερον σπόγγον ἀναδῆσαι τὸν  
 αὐτὸν<sup>2</sup> τρόπον, ὃν περ καὶ ἐπὶ τῆσιν αἰμορροῖσι· τῇ  
 δὲ αὔριον ἀπολύσας, περινύψαι<sup>3</sup> ὕδατι θερμῷ, καὶ

## FISTULAS

thread of raw linen, fold it in five, twist it together, and wrap it around a horsehair. Then make a tin probe with an eye at one end, thread the end of the twisted linen into the probe, and, passing the probe into the fistula, at the same time introduce the index finger of your left hand into the anus. When the probe touches your finger, use the finger to draw it out through the anus by bending aside its end and the thread in it; remove the probe, and tie together the ends of the thread with a double or treble knot; turn back the rest of the thread, and tie it against the knot with a bandage. Then let the person go about his business. Any slackness in the thread that arises as the fistula suppurates should be tightened up daily; again turn back the ends. If you find that the thread dissolves before the fistula is eaten through, attach another thread to the horsehair, pull it through, and fasten it in the same way (the horsehair is run along with the thread for the reason that it is not liable to dissolution the way the thread is). When the fistula suppurates through, you must trim a soft, very fine piece of sponge and apply it. Then introduce burnt flower of copper into the fistula with a probe several times, anoint a sponge with honey, place its centre over the index finger of the left hand, and press it into place; apply another sponge and hold it in place with the same kind of bandage used on haemorrhoids. On the following day, remove the bandage, wash the area with warm water, and attempt to clean out

---

<sup>1</sup> Littré after Vidius' *spongiam mediam*: μέσω I.

<sup>2</sup> Littré: έωντόν I.

<sup>3</sup> Littré: περιθειναι I.

σπόγγω τῷ δακτύλῳ τῆς ἀριστερῆς χειρὸς πειρᾶν διακαθαίρειν τὴν σύριγγα, καὶ αὐθις πάλιν τὸ ἄνθος ἐπιδῆσαι ταῦτα ποιέειν ἑπτὰ ἡμέρας, ἐν ταύτησι γὰρ μάλιστα ὁ χιτῶν τῆς σύριγγος ἐκσῆπεται· τὸ δὲ λοιπόν, ἔστ' ἂν ὑγιανθῇ, τούτῳ ἐπιδεῖν· κατὰ γὰρ τοῦτον τὸν τρόπον ὑπὸ τοῦ σπόγγου διαναγκαζομένη καὶ ἀναπτυσσομένη ἡ σύριγξ οὔτε πάλιν ξυμπέσοι ἂν οὔτε τὸ μὲν αὐτῆς ὑγιανθείη ἂν, τὸ δὲ πάλιν ξυμπληρωθείη, ἀλλ' ἐν ἑωυτῇ πᾶσα ὑγιῆς ἔσται. ἐν τῇ θεραπείῃ δὲ προσαιονᾶν ὕδατι πολλῷ θερμῷ, καὶ λιμοκτονέειν.

5. Ἦν δὲ μὴ διαβεβρώκη ἡ σύριγξ, προμηλώσας μῆλη, τέμνε ἕως ἂν διέλθῃ, καὶ ἐπίπασσε ἄνθος χαλκοῦ, καὶ εἶαν πέντε ἡμέρας· κατάχεε δὲ ὕδωρ θερμόν· καὶ ἐπάνω ὕδατι φυρῶν ἄλφιτον κατάπασσε, καὶ φύλλα τεύτλων ἐπίδει· ἐπὴν δὲ ἐκπέσῃ τὸ ἄνθος τοῦ χαλκοῦ, καὶ καθαρὸν ἦ τὸ ἔλκος τῆς σύριγγος, ἰὼ ὡσπερ τὴν ἔμπροσθεν.

6. Ἦν δὲ ἐν χωρίῳ ἦ, ὃ μὴ οἶόν τε τάμνειν, βαθείη δὲ καὶ ἡ σύριγξ, ἄνθει χαλκοῦ καὶ σμύρνη καὶ λίτρῳ οὖρῳ διεῖς, κλύζειν, καὶ ἐς τὸ στόμα τῆς σύριγγος μολύβδιον ἐντιθέναι, ὅπως μὴ ξυμφύηται· κλύζειν δὲ πτεροῦ σύριγγα προσδήσας πρὸς κύστιν, καὶ | καθεῖς ἐς τὴν σύριγγα, πρὸς τοῦτο διάγειν κλύζων. ὑγιῆς δὲ οὐ γίνεται, ἦν μὴ τμηθῇ.

7. Ἦν ὁ ἀρχὸς φλεγμῆνη, καὶ ὀδύνη ἔχη καὶ πυρετός, καὶ ἐς ἄφοδον θαμινὰ καθίζῃ, καὶ μηδὲν ὑποχωρέη, καὶ ὑπὸ τοῦ φλέγματος δοκέη ἐξιέναι ἡ

## FISTULAS

the fistula with a sponge on the finger of your left hand; apply flower of copper again and rebandage. Do this for seven days, for in that time the tunic of the fistula is usually suppurated away. Thereafter, until the fistula heals, bandage as indicated, for with this procedure the fistula is held open by the sponge and extended, so that it can neither relapse, nor fill up again in one part while another part is healing: instead it heals completely. In this method of treatment also douche the rectum with copious warm water, and limit food intake strictly.

5. If the fistula is not eaten through by this method, first examine it with a probe, and then make a cut down to the probe; sprinkle on flower of copper, and leave for five days. Bathe the wound with warm water, sprinkle it from above with meal mixed with water, and attach beet leaves with a bandage. When the flower of copper comes out and the wound of the fistula is clean, treat as above.

6. If the fistula is in a location that cannot be incised, and is deep, rinse it out with flower of copper, myrrh and soda dissolved in urine, and into its mouth introduce a lead probe to prevent it from growing together. Make this injection by tying the quill of a feather to a bladder and introducing it into the fistula. Continue to inject in this manner; the person does not recover unless he is incised.

7. If the rectum becomes inflamed, and pain and fever are present, if the person sits down often to stool but passes nothing, if the anus is seen to protrude on account

ἔδρη, καὶ ἐνίοτε στραγγουρίη ἐπιλαμβάνη, τοῦτο τὸ νόσημα γίνεται, ὅταν φλέγμα ἐς τὸν ἀρχὸν καταστηρίξη ἐκ τοῦ σώματος. ξυμφέρει δὲ τὰ θερμά· δύναται γὰρ τάδε προσφερόμενα λεπτύνειν καὶ ἐκτῆκειν τὸ φλέγμα, καὶ ἅμα τῷ δριμεῖ τὸ ἀλμυρὸν ἐξυδατοῦν, ὥστε μὴ εἶναι τι<sup>1</sup> καῦμα μηδὲ δῆξιν τινα ἐν τῷ ἐντέρῳ.

Θεραπεύειν οὖν χρὴ ὧδε· καθίζειν ἐς ὕδωρ θερμόν, καὶ τρίψαντα τοῦ κόκκου τοῦ Κνιδίου ἐξήκοντα κόκκους διεῖναι ἐν οἴνου κοτύλῃ καὶ ἐλαίου ἡμικοτυλίῳ, χλιήνας, κλύσον· ἄγει δὲ ταῦτα φλέγμα καὶ κόπρον. ὅταν δὲ μὴ ἐν τῷ ὕδατι καθίζῃ, ᾧ ἐψήσας ἐν οἴνῳ μέλανι εὐώδει προστιθέναι πρὸς τὴν ἔδρην, ὑποπετάσας τι κάτωθεν θερμόν, ἢ κύστιν ὕδατος θερμοῦ πλήσας, ἢ λίνου σπέρμα πεφωσμένοι ἀλέσας, τρίψας καὶ μίξας ἴσον ἄλητον ἐν οἴνῳ μέλανι καὶ εὐώδει καὶ ἐλαίῳ, καταπλάσσειν ὡς θερμότατον· ἢ κριθὰς μίξας, ἢ στυπτηρίην Αἰγυπτίην τετριμμένην, καταπλάσσειν τε καὶ πυριῆν· ἔπειτα πλάσας βάλανον μακρὴν, καὶ χλιαίνων πρὸς πῦρ, [καὶ]<sup>2</sup> τοῖσι δακτύλοισι προσπλάσσειν· ἔπειτα ἀκροχλήρον ποιέων, ἐντιθέναι ἐς τὴν ἔδρην· τὰ ἔξωθεν δὲ κηρωτῇ περιαλεῖψαι, καὶ καταπλάσσειν σκοροδοῖσιν ἐφθοῖσιν ἐν οἴνῳ μέλανι κεκρημένῳ. ἐπὴν δὲ ἐξαιρέης, ἐς ὕδωρ θερμὸν ἐφίζειν, καὶ συμμίξας χυλὸν στρύχνου καὶ χηνὸς καὶ ὑὸς στέαρ καὶ χρυσοκόλλαν καὶ ῥήτινῃν καὶ κηρὸν λευκόν, ἔπειτα διατήξας ἐν τῷ αὐτῷ καὶ ξυμμίξας, τούτοισιν ἐγχαρίειν,

## FISTULAS

of the collection of phlegm, and if strangury sometimes occurs, then the disease is arising because phlegm from the body is being deposited in the rectum. Warm medications are of benefit, since when these are applied they are able to thin and melt away the phlegm, and water down and expel the salty humour at the same time as the pungency, so that there will no longer be anything hot or corrosive in the intestine.

You must treat, then, as follows: sit the person down in warm water; grind sixty grains of Cnidian berry, dissolve in a cotyle of wine and half a cotyle of oil, warm and inject as a douche; this removes phlegm and faeces. If you do not have the person sit in water, boil eggs in fragrant dark wine and apply them to the anus; spread out something warm underneath, or fill a bladder with warm water. Or grind roasted linseed, crush and mix with an equal amount of flour in fragrant dark wine and oil, and apply this as a plaster as warm as possible. Or mix barley or ground Egyptian alum, apply this as a plaster and fomentation. Then shape a long suppository, warm it before a fire, giving it its final form with your fingers; then make it luke-warm, and introduce it into the anus. Then anoint all around the outside with wax-salves, and apply a plaster of garlic heads boiled in dilute dark wine. When you remove the suppository, have the person sit in warm water; mix together night-shade juice, goose grease, lard, chrysocolla,<sup>a</sup> resin and white wax, then melt it and mix it:

<sup>a</sup> Hydrous carbonate of copper used to solder gold.

<sup>1</sup> Ermerins: τὸ I.

<sup>2</sup> Del. Littré.

καὶ ἕως ἂν φλεγμαίνῃ, | καταπλάσσειν τοῖσι σκορόδοισι θερμοῖσι. καὶ ἦν μὲν πρὸς ταῦτα ἀπαλλάσσεται τῆς ὀδύνης, ἀρκείτω· ἦν δὲ μὴ, πίσαι τὸ μηκῶνιον τὸ λευκόν· εἰ δὲ μὴ, ἄλλο ὅ τι φλέγμα καθαίρει· διαιτᾶν δέ, ἕως ἂν φλεγμαίνῃ, ῥυφήμασι κούφοισιν.

8. Ἡ δὲ στραγγουρίη ἐπιπίπτει ἐκ τῶνδε· θερμαινομένη ἢ κύστις ἐκ τοῦ ἀρχοῦ προσάγεται τῇ θερμότητι φλέγμα· ὑπὸ δὲ τοῦ φλέγματος στραγγουρίη γίνεται. ἦν μὲν οὖν ἅμα τῇ νούσῳ παύηται, φιλέει γὰρ ὡς τὰ πολλὰ οὕτω γίνεσθαι· ἦν δὲ μὴ, δίδου τῶν φαρμάκων τῶν στραγγουρικῶν.

9. Ἦν δὲ ὁ ἀρχὸς ἐκπίπτῃ, ἀνώσας σπόγγω μαλθακῷ, καὶ καταχρίσας κοχλίῃ, τῶν χειρῶν δῆσας, ἐκκρέμασον ὀλίγον χρόνον, καὶ εἴσεισιν. ἦν δὲ μείζον ἐκπέσῃ, καὶ μένη ἔνδον, διαζώσας ἐν τῆσι λαγόσι, καὶ ὑφεῖς ὀπισθεν ἐκ τοῦ διαζώματος ταινίην, ὡσας ἔσω τὸν ἀρχόν, προσθεῖναι σπόγγον μαλθακὸν βρέξας ὕδατι θερμῷ, ἐνεψήσας λωτοῦ πρίσματα· καταχέαι δὲ καὶ κατὰ τοῦ ἀρχοῦ ἀπ' αὐτοῦ τοῦ ὕδατος, τὸν δὲ σπόγγον ἐκπιέσαι· ἔπειτα ὑποτείνας τὴν ταινίην διὰ μέσων τῶν σκελέων, ἀναδῆσαι περὶ τὸν ὀμφαλόν. ὅταν δὲ θέλῃ ἀφοδεύειν, ἐπὶ λασάνοισιν<sup>1</sup> ὡς στενοτάτοισιν ἀφοδευέτω· ἦν δὲ

<sup>1</sup> Littré: ἐπλασσ- I.

<sup>a</sup> Petrequin (vol. 1, 374f., note 7) argues on surgical grounds for the text of the manuscripts, rejecting the negative understood by Cornarius (*et non maneat intus*) and introduced into the



## FISTULAS

anoint with this mixture, and as long as there is any inflammation apply the plasters of warm garlic. If, with these measures, the person is relieved of his pain, let that suffice; if not, give him white spurge to drink, or if not that, then anything else that cleans phlegm. He should follow a regimen of light gruels as long as the inflammation lasts.

8. Strangury attacks for the following reason: the bladder is heated from the rectum, and because of this heat attracts phlegm; on account of the phlegm strangury arises. Now if the strangury ceases together with the disease of the rectum—this is wont to happen in most cases—fine; if not, give medications specific for strangury.

9. If the rectum prolapses, support it with a soft sponge, anoint it with snail-medication, tie the person's hands and suspend him for a short time, and it will go in. If it prolapses further, but will still stay inside,<sup>a</sup> encircle the body at the flanks with a band, and run a strip down from the band at the back. Then press the rectum in, soak a soft sponge in warm water in which you have boiled saw-dust of lotus, and apply it; also make an infusion into the rectum with the same liquid. Squeeze out the sponge, and then run the strip down between the legs, and tie it up at the navel. When the person wishes to go to stool let him sit on as narrow a night-stool as

Greek by Littré (*καὶ μὴ μένη ἔνδον*). The author's classification of prolapse is, according to Petrequin, into three degrees: (a) mild prolapse; (b) more severe prolapse, but such that the rectum will still remain in place when reduced; (c) even more severe prolapse, such that the rectum will not remain in place when reduced.

458 παιδίον ἦ, ἐπὶ γυναικὸς τῶν ποδῶν, πρὸς τὰ γούνατα προσκλιθεῖς. ὅταν δὲ ἀφοδεύῃ, τὰ σκέλεα ἐκτεινάτω· οὕτω γὰρ ἂν ἤκιστα ἐκπίπτει ἢ ἔδρη. ἦν δὲ ὑγραίνεται ὁ ἀρχὸς καὶ ἰχῶρ ἀπορρέῃ, περινύψαι τρυγὶ κεκαυμένη καὶ ὕδατι ἀπὸ μυρσίνης, καὶ ἀδιάντον ξηρήνας καὶ κόψας, διασήσας, κατάπασσε. ἦν δὲ αἰμορροῆ, περινύψας τοῖσιν αὐτοῖσι, χαλκίτιν καὶ πρίσμα κυπαρίσσου ἢ κέδρου | ἢ πίτυος [ἢ τερεβινθίνου]<sup>1</sup> ἢ τερμίνθου τρίψας, συμμίξας τῇ χαλκίτιδι ἴσον, καταπλάσσειν, τὰ ἔξωθεν δὲ κηρωτῇ παχείῃ περιαλείφειν.

Ὅκοταν ἀρχὸς ἐκπίπτῃ καὶ μὴ θέλῃ κατὰ χώρην μένειν, σίλφιον ὅτι ἄριστον καὶ πυκνότατον ξύσας λεπτὸν καταπλάσσειν. καὶ τοῦ παραρμικοῦ φαρμάκου πρὸς τὴν ῥίνα προστιθέναι καὶ παροξύνειν τὸν ἄνθρωπον. ἢ ὕδατι θερμῷ περιπλύνας σίδια, καὶ στυπτηρίην τρίψας ἐν οἴνῳ λευκῷ, καταχέαι τοῦ ἀρχοῦ, ἔπειτα ῥάκεα ἐμβαλεῖν, καὶ τοὺς μηροὺς ξυνδῆσαι ἡμέρας τρεῖς, καὶ νηστευέτω, οἶνον δὲ πινέτω γλυκύν. ἦν δὲ μηδὲ οὕτω διαμένη,<sup>2</sup> μίλτον μίξας ὁμοῦ μέλιτι διαχρίετω. ἀρχὸς ἦν ἐκπίπτῃ καὶ αἰμορροῆ· ἄρου ῥίζης περιελὼν τὸν φλοιὸν ἐψέιν ἐν ὕδατι· ἔπειτα τρίβειν ἄλητον ξυμμίσγων, καὶ καταπλάσσειν θερμόν. ἄλλο· τῆς ἀμπέλου τῆς ἀγρίας, ἦν ἔνιοι καλέουσι ψιλώθριον, ταύτης τὰς ῥίζας τὰς ἀπαλωτάτας περιξέσαντα ἐψηῆσαι ἐν οἴνῳ μέλανι

<sup>1</sup> Del. Aldina.<sup>2</sup> Ermerins: διαχωρῆ I.

## FISTULAS

possible; if it is a child, he should sit on a woman's feet leaning against her knees. During defecation let him extend his legs, since in this position the rectum is least likely to prolapse. If the prolapsed rectum becomes moist and serum runs out of it, wash it off all around with burnt wine lees<sup>a</sup> and myrtle juice, and sprinkle on powder made by drying, pounding and sifting maiden-hair. If the rectum haemorrhages, wash it with the same things, apply a plaster made by grinding copper ore and mixing with it an equal amount of the sawdust of cypress, juniper, pine or terebinth tree, and anoint the outside all around with thick wax-salves.

When the rectum prolapses and will not remain in place, grind up fine the best and densest silphium and apply it as a plaster. Also introduce a sternutatory into the nose to stimulate the person. Or wash pomegranate-peel in hot water, grind alum in white wine, and infuse into the rectum; then insert rags and bind the thighs together for three days; have the person fast but drink sweet wine. If not even then the rectum stays in place, mix red ochre together with honey and anoint. If the rectum prolapses and bleeds, strip the bark off cuckoo-pint root and boil it in water. Then grind it, mix it together with flour, and apply warm as a plaster. Another: the wild vine which some people call "hair-remover": scrape thoroughly the tenderest roots of this plant and boil them in neat dry

<sup>a</sup> I.e. acid potassium tartrate.

ἀκρήτῳ αὐστηρῶ· ἔπειτα τρίψαντα καταπλάσσειν χληρόν· ξυμμίσγειν δὲ καὶ ἄλευρα, καὶ φυρῆν ἐν οἴνῳ λευκῶ καὶ ἐλαίῳ χληρῶς. ἄλλο· κωνείου καρπὸν τρίβοντα, παραστάζειν οἶνον λευκὸν εὐώδεα, ἔπειτα καταπλάσσειν χληρόν. ἦν δὲ φλεγμαίνη, κισσοῦ ρίζαν ἐψήσας ἐν ὕδατι, τρίψας λεῖον, ἄλευρον ξυμμίσγων ὡς κάλλιστον, ἐν οἴνῳ λευκῶ φυρήσας, καταπλάσσειν, καὶ ἄλειφα πρὸς τούτοις ξυμμίξας. ἄλλο· μανδραγόρου ρίζαν μάλιστα μὲν χλωρῆν, εἰ δὲ μῆ, ξηρῆν, τὴν μὲν οὖν χλωρῆν ἀποπλύναντα καὶ ταμόντα, ἐψῆσαι ἐν οἴνῳ κεκρημένῳ, καὶ καταπλάσσειν· τὴν δὲ γε ξηρῆν τρίψαντα καταπλάσσειν ὁμοίως. ἄλλο· σικύου πέπονος τὸ ἔνδον τρίψας λεῖον καταπλάσσειν.

460 10. Ἦν δὲ γένηται ὀδύνη καὶ μὴ φλεγμαίνη, λίτρον ὀπτήσας | ἐρυθρόν, καὶ τρίψας λεῖον, καὶ στυπτηρίην καὶ ἄλας φώξας τοὺς ἴσους, καὶ τρίψας λείους, συμμίξαι ἴσον ἐκάστου· εἶτα πίσιση ξυμμίξας ὡς βελτίστη, ἐς ράκος ἐναλείψας, ἐντιθέναι καὶ καταδεῖν. ἄλλο· καππάριος φύλλα χλωρὰ τρίψας, ἐς μαρσίπιον ἐμβαλὼν, προσκαταδεῖν· καὶ ἐπὴν καίειν δοκέη, ἀφαιρέειν καὶ αὐθις προστιθέναι. ἦν δὲ μὴ ἦ φύλλα καππάριος, τὸν φλοῖον τῆς ρίζης κόψας, φυρήσας οἴνῳ μέλανι, τὸν αὐτὸν τρόπον ἐπιδεῖν. τοῦτο καὶ πρὸς σπληνῶν ὀδύνην ἀγαθόν. τούτων τῶν καταπλασμάτων τὰ μὲν ψύχοντα κωλύει ρεῖν, τὰ δὲ μαλθάσσοντα καὶ θερμαίνοντα διαχέει, τὰ δὲ ἐς ἐωυτὰ ἔλκοντα ξηραίνει καὶ ἰσχυραίνει.<sup>1</sup>

## FISTULAS

dark wine; then crush them and apply warm as a plaster; also mix wheat-meal together with these in warm white wine and oil. Another: grind seed of hemlock, distil fragrant white wine on to it, and then apply warm as a plaster. If the rectum is inflamed, boil ivy root in water, grind it fine, mix with the finest quality wheat-meal, add white wine to form a paste, and apply as a plaster—also mix oil with this. Another: mandrake root, best fresh, but otherwise dried: the fresh you should wash thoroughly and cut, and then boil in diluted wine and apply as a plaster; the dry you grind and apply as a plaster in the same way. Another: pound the inside part of a melon fine and apply as a plaster.

10. If there is pain but no inflammation, burn red soda and grind it fine, roast and grind fine equal amounts of alum and salt, and mix together an equal amount of these two; then add pitch of the finest quality, smear the mixture on to a rag, insert this, bandage it in place. Another: pound green leaves of the caper-plant, make into a poultice, and bind over the anus; when this seems to be burning the person, remove it and apply anew. If you do not have caper leaves, cut off bark from the root, mix in dark wine, and bind on in the same way. This is also good against pain in the spleen. Of these plasters, the ones that cool prevent fluxes, the ones that soften and warm disperse, and the ones that attract dry and reduce swelling.

---

<sup>1</sup> κωλύει . . . διαχέει . . . ξηραίνει . . . ισχναίνει  
Ermerins: -ειν I.

## ΠΕΡΙ ΣΥΤΡΙΓΓΩΝ

τοῦτο δὲ τὸ νόσημα γίνεται, ὅταν χολή καὶ φλέγμα  
ἐς τοὺς τόπους καταστηρίξῃ. ἀρχοῦ δὲ φλεγμῆναν-  
τος, διαχρίειν τῷ φαρμάκῳ, ὅπη ἢ ῥητίνη καὶ τὸ  
ἔλαιον καὶ ὁ κηρὸς καὶ ἡ μολύβδαινα καὶ τὸ στέαρ·  
ὡς θερμότερα [διερρήθησαν]<sup>1</sup> καταπλάττεσθαι.

<sup>1</sup> Del. Joly.

## FISTULAS

This condition arises when bile and phlegm become fixed in these locations. When the rectum is inflamed, anoint it with a medication of resin, olive oil, bees-wax, galena and fat applied in a plaster as hot as possible.





## INDEX

- abandon treatment, 239, 251  
abortion, 161  
abrasion, 329, 337  
abscess, 221, 351  
acetabulum, 33, 123  
aconite, 69  
acute disease, 163, 183, 199,  
    201, 255  
adulthood, 151  
aether, 133  
alkanet, 365  
all-heal juice, 99  
almonds, oil of, 43  
alphos, 331  
alum, 99, 359, 363, 365, 389,  
    393, 403, 405; Egyptian, 361,  
    365, 389, 399; Melean, 355,  
    359, 367  
amenorrhoea, 95, 99, 241,  
    271–275  
anaesthesia, 257  
anal prolapse, 269, 401–405  
angina, 73  
ankle, 35  
anorexia, 185, 265  
apathy, 123  
apoplexy, 119, 199  
apostasis, 221, 241, 279, 283,  
    293  
Archecrates, 175  
ardent fever, 175, 185, 187, 191,  
    195  
argema, 51  
Aristagora, 177  
aristolochia, 359  
arsenic, red, 363  
artery, 141  
Aspasius' son, 193  
asphalt, 371, 389  
asphodel root, 371  
astringent medication, 61, 331,  
    333  
auscultation, 227  
axilla, 111, 115, 153  
babbling in sleep, 193  
back, flux to, 57, 61  
band from brain to other glands,  
    123  
bandaging, 305, 313, 347, 351,  
    365, 383, 385, 395, 397, 401,  
    403  
barley, 399  
barley water, 61  
bathing, 59, 67, 71, 73, 385  
bees-wax, 407  
beet leaves, 331, 397  
belching, 229, 231  
bile, 39, 41, 51, 53, 57, 67, 75,  
    381, 407

## INDEX

- bilious disease, 183, 199, 205  
 black pigment, 389  
 bladder, 37, 113, 137, 199, 235,  
     249, 401  
 blar eyes, 259  
 blindness, 263  
 blister-beetle, 363  
 blood, 73, 75, 207, 345, 347, 391  
 blood-letting, 73, 81, 205, 309,  
     311, 371-375  
 body, 19, 21  
 bone, 31, 135-139, 325, 349  
 botanical metaphor, 113  
 brain, 21, 23, 117-123, 139, 155,  
     249, 325  
 bramble, 333  
 bran, 385  
 breast-bone, 31  
 breasts, 123, 125  
 breath, 141  
 bronchial tube, 55  
 bull's gall, 99, 357, 361  
 burns, 329, 369, 371  
  
 cancer, 247, 249  
 caper-plant, 405  
 cardia, pain in, 187, 195, 201,  
     205  
 Carian medication, 363  
 catalepsy, 189-193, 203, 209  
 cataplasma, 313  
 catarrh, 155  
 cautery, 49, 55, 79, 81, 307,  
     381-389  
 caution, 223  
 cavity, 19, 21, 37, 141, 181,  
     189-193, 197, 203-209, 333;  
     flux to, 61, 121  
 cedar, 97  
  
 cedar oil, 369  
 chameleon plant, 361, 365  
 chaste-tree leaves, 353, 355, 373  
 chest, flux to, 39, 41, 51  
 chick-pea, 383  
 chills, 175, 185-189, 193, 197,  
     203, 207-211  
 cholagogue, 67  
 chrysocolla, 399  
 cinquefoil, 367  
 clover, 353  
 clubbing of digits, 57  
 Cnidian berry, 399  
 coals, 355, 365  
 cold, 37, 85, 133-139, 143-147,  
     277, 325-335  
 cold affusions, 329  
 colic, 209, 291  
 collar-bone, 31  
 coma, 173, 179, 187, 191-201,  
     209, 211  
 conception, 161  
 condyloma, 385, 387  
 confusion, 179, 181  
 constipation, 187, 203  
 constitution, 119, 249, 251, 271,  
     273  
 consumption, 41, 55, 57, 61, 63,  
     121, 123, 235, 239, 241  
 contusion, 391  
 convulsion, 79, 119, 183,  
     193-201, 205, 209, 325  
 cooling medication, 45, 71, 73,  
     331, 333  
 copper, flower of, 355-365, 385,  
     389, 393-397  
 copper ore, 359, 361, 365-369,  
     389, 403  
 copper oxide, 359, 369, 371

## INDEX

- copper scales, 359, 363  
copper vessel, 355, 363, 365, 385  
cords, 27, 29, 37, 135, 139, 325, 367  
cornea, 265  
correct measure, 89, 323, 325  
coryza, 277, 279  
cough, 211  
counter-fluxion, 25  
cow's dung, 99  
cress, 361  
cribriform plate, 23, 155  
crisis, 199, 207, 265  
critical day, 51, 53, 59, 163, 165, 203, 233, 255, 259, 261, 265, 267  
cuckoo-pint, 359, 363, 371, 403  
cupping instrument, 43, 63, 307, 309, 375  
cuttle-fish bone, 389  
cypress, 403
- dacryagogue, 47, 51  
deafness, 159, 175, 179, 187, 191, 201, 205–211  
debility, 181, 205  
delirium, 123, 173–179, 189, 199, 203  
derivation, 47, 49, 59, 61, 91  
diarrhoea, 177, 181, 269  
Didymarchus in Cos, 179  
diet, 231  
digestion, 87–91, 151  
dimsightedness, 41, 49, 175, 181, 187, 197, 207, 209, 277, 291  
disease process, 19, 27, 73, 75, 87, 89, 95, 97, 119, 121, 221  
diuretic medication, 63, 65, 69, 97  
dizziness, 185, 281  
Dorcas, 199  
dream, 173  
drinking water, 303, 321–329  
dropsy, 41, 43, 61, 65, 235, 237  
drowsiness, 185, 209  
drunkenness, 199, 231  
drying medication, 45, 47  
dryness, 19, 39, 51, 69, 133  
dura mater, 139  
dysentery, 205, 265, 267  
dyspnoea, 53–57, 177, 181, 183, 189, 191, 199, 211, 287  
dysuria, 195, 235
- ear: flux to, 39, 43, 115, 119, 121; ringing in, 175, 205, 277  
earth, 133, 135; fuller's, 393; Melean, 361  
egg, 399  
eight-months' child, 163  
elbow, 31, 33, 257  
elephantiasis, 293  
embryology, 159, 161  
emetic, 69, 349  
emmenagogue, 99  
enema, 45, 61, 63  
epilepsy (= sacred disease), 203, 235, 243, 245  
epinectis, 247  
epistaxis, 181, 201–207, 211, 283, 291  
erysipelas, 349, 353  
erythema, 269, 287  
eschar, 61–65  
eversion of eyelid, 261  
evil-smelling substance, 97

## INDEX

- examination of patient, 227, 229, 385  
 exercise, 125  
 expectoration, 55, 59, 173, 193  
 experiment, 161  
 extremities, 327  
 eye, 23, 157; flux to, 45, 47, 119, 121; ruptured, 51, 157, 261, 263; specks before, 25, 49, 263, 283; symptoms, 45, 175, 181, 185, 189, 201, 203  
  
 faintness, 177, 185, 197  
 fasting, 77, 397, 403  
 fat, 135-139, 149, 151, 335, 347, 407  
 feebleness, 175  
 fetus, 123, 143  
 fever, 61, 67, 75, 109, 111, 205, 211  
 fever-few, 361  
 fig, 99, 359; juice, 359-365; leaves, 353; wood, 355, 359  
 fistula, 391-407  
 flatulence, 179, 193, 231  
 flour, 399, 403  
 flux, 21, 37, 41, 43, 65, 73; seven from head, 39, 119  
 food, 87, 89; astringent, 61; producing phlegm, 63, 65, 69; promoting ruddiness, 71; salty, 59, 91  
 foot, 35; frozen, 323  
 forgetfulness, 185  
 fracture, 73, 253, 335, 343  
 frankincense, 357, 359, 369, 371  
 fumigation, 97  
  
 galena, 361, 367, 369, 389, 407  
  
 garlic, 399, 401  
 garlic stalk, 391, 393  
 genitals, 325, 329, 331  
 geophagia, 281  
 gland, 109-125  
 gluey, 135-139, 145-155  
 goat's fat, 369, 371  
 goose grease, 367, 389, 399  
 gout, 235, 243, 331, 333  
 grape, 355, 357, 363  
 groin, 115  
 groping with hands, 179, 195  
 growth, 311, 313. *See also*  
     cancer, spreading lesion  
 gruel, 59, 385, 401  
 gums, 285  
 gymnastics, 77  
 gynaecology, 95-101  
  
 haematuria, 27, 235  
 haemorrhage, 79, 203-207, 241, 259, 373, 381-387, 403; on opposite side, 201  
 haemorrhoids, 223, 269, 281, 291, 381-389  
 hair, 111, 117, 153  
 hairs stand on end, 37  
 hand, 33  
 hartwort, 393  
 head, 57, 205, 207, 253; flux from, 77, 115, 117, 155  
 headache, 81, 125, 173, 175, 181, 187-195, 199, 203, 207-211, 277-281, 289  
 healing process, 69, 71  
 hearing, 23, 153, 155  
 heart, 125, 139, 141  
 heat, 37, 85, 133-149, 205, 211, 325-329, 335, 337, 401

## INDEX

- heaven, 133  
 heaviness, 175, 195, 203  
 hedge-mustard, 361  
 hedge reed, 387  
 hellebore, 363, 387  
 hemicrania, 97  
 hemlock seed, 405  
 heredity, 235  
 Hermippus, 179  
 Hermozygus' daughter, 175  
 hiccups, 57, 177, 191, 207  
 hip, 33,35; flux to, 119; pain in,  
     191  
 holm-oak, 357, 363, 369  
 homeopathy, 85, 87  
 honey, 99, 355-367, 383, 389,  
     393, 403  
 horehound, 353, 361  
 horsehair, 395  
 hulsewort, 353  
 humerus, 31  
 hypochondrium, 173, 183, 187,  
     191, 205-211, 265, 325, 327  
 hysterical disorder, 199  
  
 ileus, 121  
 impotence, 287  
 incision, 49, 65, 81, 307-311,  
     371-375, 381, 385, 391, 397  
 incontinence, 177, 187, 191,  
     193, 257, 259  
 inflammation, 125, 255  
 infusion, 43, 45, 397-403  
 insolence, 173, 177, 181, 197,  
     199  
 intestines, 113, 117, 135, 249  
 iris, 263  
 irritation, 195, 333  
 itch, 277, 279, 281, 291, 329  
  
 ivy, 333, 405  
  
 jaundice, 57, 69, 179, 205, 207,  
     211  
 jaw, 31  
 joint, 35, 37, 43, 111, 147, 149,  
     199, 255, 257, 289, 333, 343,  
     387  
 jugular vessel, 111  
 juniper, 363, 403  
  
*kedmata*, 43  
 kidney, 113, 145  
 knee, 35  
  
 lameness, 245, 255, 289  
 lard, 367, 369, 371, 399  
 laxative, 59, 61, 83, 91, 93, 99  
 lead, 359, 363, 367, 369  
 leech, 259  
 lentil, 353, 383  
 lepra, 293, 331  
 lethargy, 207  
*leuce*, 293  
 lichen, 293, 331  
 lientery, 203, 267, 269  
 ligature, 311  
 light, 303  
 linen, 305, 313, 331, 353, 383,  
     385, 393, 395  
 linseed, 353, 355, 361, 373, 399  
 litharge (= flower of silver), 359,  
     389  
 liver, 145, 187, 249, 265  
 lividness, 57, 75  
 loin: pain in, 57, 177, 181, 189,  
     193, 195, 201, 207; pain  
     shooting from, 185, 189, 203  
 lotus, 401

## INDEX

- luck, 65, 93, 95  
 lung, 51–55, 65, 67, 121, 125,  
     143, 145  
 Lysis in Odessus, 187
- maiden-hair, 403  
 malignant ulcer, 71  
 mallow, 353  
 mandrake, 79  
 mania, 175–179, 281, 403  
 marjoram, 353  
 marrow, 139; flux to, 41, 119,  
     123  
 maturity, 79, 195, 203, 207, 267  
 meal, 333, 385, 397, 405, 407  
 medication, 79, 83, 91;  
     promoting phlegm, 83, 93;  
     promoting stasis, 91  
 medicine, 21, 77, 81, 83, 89, 93,  
     133, 303  
 melancholy, 175, 199, 241, 281  
 meliceris, 291  
 melicrat, 67  
 melilot, 367  
 melon, 405  
 meninges, 23, 155. *See also* dura  
     mater  
 menses, 99, 101, 199, 201, 205,  
     271, 273, 277, 333  
 metropolis, 139  
 midwife, 165  
 military surgery, 315  
 milk, 123, 125, 275  
 millet, 385  
 mind, derangement of, 119–123,  
     173–185, 189, 193, 199, 201,  
     205, 207, 223, 255  
 moistening medication, 51, 59,  
     71, 73
- moistness, 19, 29, 37–41,  
     109–117, 125, 143, 147, 155  
 mouth, foul-smelling, 285  
 mullein, 353  
 muscles, 145, 147  
*mussotos*, 97  
 myrrh, 97, 99, 355–359, 389,  
     393, 397  
 myrtle, 367, 403
- nails, 149  
 nature, 111, 165  
 nausea, 175, 181, 185–189, 209,  
     211  
 neck: pain in, 187, 193, 197, 203,  
     207; tension in, 203  
 nettle-tree, 357, 359, 369, 371  
 night-shade, 353, 399  
 night-sweats, 289  
 nose, flux to, 39, 43, 119, 121,  
     173. *See also* epistaxis  
 nose-smart, 355  
 nourishment, 111, 117, 123, 151  
 numbness, 199, 205, 279  
 Numenius' son, 189  
 nyctalopia, 281, 283
- oak gall, 357, 359, 387, 389  
 obedience, 227–231, 239  
 odour of patient, 227  
 oedema, 47  
 oesophagus, 125, 135  
 office, 303  
 oil, olive, 59, 67, 97, 347, 353,  
     361, 367–373, 385, 389, 399,  
     405, 407  
 old disease, 77  
 old person, 101, 269, 281, 287  
 olfaction, 23, 155

## INDEX

- olive leaves, 353  
omentum, 63, 65  
ophthalmia, 121, 265  
opisthotonus, 189  
opportune moment, 265, 313,  
315  
opposites, 325, 327  
Orchomenean powder, 365  
orpiment, 363  
oversensitiveness to noise, 175  
oxymelicrat, 57
- pain, 85  
palpation, 227, 269  
paralysis, 189, 199, 209, 245,  
255, 285  
paristhmia, 115  
parotitis, 197, 207–211  
perception, 133  
perspiration, 57, 67, 173–177,  
181–187, 191–197, 201–209  
pessary, 99, 101  
pharynx, 135  
phlegm, 37, 43–47, 67, 75, 83,  
109, 115, 121, 381, 399, 401,  
407  
phlegmasia, 71  
phrenitis, 173–179  
physician, 121, 301, 303  
pimpernel, 365  
pine, 365, 367, 403  
pitch, 405  
pityriasis, 279  
plaster, 347, 351, 353, 399–407  
pleurisy, 51, 57; dry, 65, 67  
pneumonia, 51, 57, 59  
pomegranate, 353, 357, 361, 403  
pregnancy, 195, 267, 271–277;  
false, 275, 277  
probe, 351, 371, 395, 397  
prognosis 75, 173–211, 219–293  
prostitute, 161  
proud flesh, 349  
pterygium, 265  
puberty, 185  
pubis, 111, 153  
pulsation, 25, 179, 205  
pupil, 23, 25, 49, 157, 263  
purge, 45, 49, 61–69, 73, 77,  
347, 349  
pus, 193  
pustule, 333  
putrefaction, 135, 347, 391
- rectum, 401, 403  
red ochre, 371, 403  
reputation, 311  
resin, 355, 367–371, 399, 407  
restlessness, 177, 203  
retching, 199  
rib, 31  
rock-plant, 353  
rock-rose, 333  
rose leaves, 353, 355  
rue, 353
- sacrum, 123  
sad expression, 183  
saffron, 357  
salivation, 125, 175, 197, 199  
salt, 331, 365, 405  
salvia, 333  
scalpel, 307, 371  
scarification, 309  
sciatica, 43, 63, 287, 289  
scrofula, 109, 115, 247  
scurvy, 283, 285  
season, 285, 287, 349

## INDEX

- sea-water (= brine), 329, 331  
 sedative, 75  
 seven-day period, 159–165  
 seven-months' child, 163, 165  
 sex difference, 123, 125, 273,  
     275, 281, 283  
 shin-bone, 35  
 shingles, 247, 253  
 shivering, 37, 183, 205, 207  
 shoemaker's daughter, 201  
 shoulder, 31  
 shoulder-blade, 31, 123  
 side (left/right), 201, 273, 275,  
     291  
 side, pain in, 55, 177, 187, 193,  
     205  
 sight, 23, 155, 157  
 silphium, 403  
 singing, 159  
 skin, 147, 327  
 sleep, 195  
 sleeplessness, 173, 175, 181,  
     185, 187, 193, 203, 207, 261  
 snail-medication, 401  
 soda, 331, 355, 359–363, 367,  
     397, 405  
 soul, 133  
 spasm, 79, 189, 325  
 speculum, 385, 387, 393  
 speech, 157, 159; impaired, 211,  
     245  
 speechlessness, 119, 177, 179,  
     183, 189–195, 201  
 sphacelus (= mortification), 253,  
     257, 343, 347  
 spinal marrow, 257, 259  
 spleen, 145, 405  
 splenomegaly, 63, 65, 201, 283,  
     285, 333  
 sponge, 305, 347, 361, 371, 383,  
     385, 395, 397, 401  
 spreading lesion, 251, 329, 347  
 spurge, 393, 401  
 sputum, 51, 57, 243  
 squill, 367–371  
 squirting cucumber, 71, 361  
 stacte, 355  
 starvation, 161  
 sterility, 27, 271–275  
 sternutatory, 45–49, 69, 403  
 stomach, 135  
 stool, 231, 233, 267; bilious, 179,  
     183, 205, 211, 233; bloody,  
     173, 201, 267; dark, 189, 201,  
     205, 211; white, 175, 199  
 strabismus (= look awry),  
     187–191, 245  
 strangury, 183, 187, 197, 209,  
     233, 235, 399, 401  
 stupor, 191, 195, 201  
 styptic, 345, 357–361, 373, 375  
 succussion, 55  
 suckling, 143  
 suffocation, 119, 125, 189, 195  
 suicidal thoughts, 79  
 sulfur, 363  
 sumach, 333  
 suppository, 99, 389, 393, 399  
 suppuration, 345, 351, 391, 395,  
     397; internal, 41, 53–57, 239,  
     241  
 surgical instrument, 303–307.  
     *See also* cupping instrument,  
     probe, scalpel  
 surgical procedure, 307, 383,  
     385, 389–397. *See also*  
     blood-letting, cautery, eschar,  
     incision




## INDEX

- suspension by arms, 401  
 sutures of skull, 25, 29, 31, 253  
 sweet-smelling substance, 389  
 swelling, 57, 285, 287, 371. *See also* parotitis  
 sympathy, 19, 21, 109, 123
- tamarisk, 389  
 teeth, 149, 151, 153, 165, 325;  
     grinding of, 183; set on edge,  
     277  
 temple, 199, 283  
 tenesmus, 397  
 terebinth tree, 403  
 tetanus, 29, 335  
 thigh-bone, 33, 35  
 thirst, 181, 183, 203, 265  
 Thrasyon's female cousin, 195  
 throat, 113, 195, 197; flux to,  
     115, 119, 121; pain in, 51,  
     175, 189, 191, 205  
 tin, 359, 397  
 tongue, 51, 73, 159, 173, 177,  
     211  
 tooth-forceps, 311  
 torpor, 175, 179, 185, 195, 199,  
     205  
 treatment, 21, 45, 63, 67, 69, 73,  
     77, 79, 85, 91, 305  
 trefoil, 361  
 tremor, 29, 173, 175, 179, 181,  
     191, 195, 207, 209  
 trephination, 73  
 tubercle, 43, 109, 115, 125, 245,  
     247, 279, 391  
 turpentine, 355
- ulcer, 47, 53, 57, 75, 77, 119,  
     163, 165, 245, 247, 261, 263,  
     333, 335, 337, 343–375  
 union of tissue, 349, 351  
 urinary stones, 271  
 urine, 233, 235, 269; coloured,  
     179, 181, 187, 191, 209, 291;  
     precipitate from, 177, 205,  
     209, 235, 289; scum on, 183,  
     191, 197, 271; watery, 173,  
     183, 195, 203, 205, 209  
 urine, as materia medica, 385,  
     389  
 uterus, 95, 101, 123, 143,  
     271–275  
 uvula-forceps, 311
- vapour-bath, 43, 63, 65, 97, 99  
 varix, 245, 351, 373  
 vena cava, 27, 141  
 venery, 231  
 verdigris, 359, 367, 389  
 vertebra, 31, 41  
 vessel, 23–29, 35, 109, 135, 141,  
     249, 381  
 vine, 361, 403  
 vinegar, 59, 67, 331, 355–365,  
     371, 375  
 voice, 57, 125, 175, 177, 181  
 vomiting, 77, 183, 185, 189  
 vomitus, 175, 179, 185–189, 277  
 vulgarity, 303, 305
- warming medication, 43, 63, 97,  
     99, 329, 335, 399  
 wasting, 65  
 wax, 367, 369, 399  
 wax-salves, 399, 403  
 weariness, 51, 181, 187, 189, 195  
 windpipe, 41


## INDEX

- wine, 99, 353-361, 373, 399;  
  dark, 399, 405; dry, 39, 59, 67,  
  331, 357; sweet, 331-333,  
  357, 403; white, 357, 369,  
  389, 403, 405  
wine lees, 331, 403  
woad, 353  
wood tar, 359  
wool, 331, 359, 371; greasy, 357,  
  361, 365, 373  
worms, 203, 277, 393  
wound, 75, 249-257, 345, 347  
  
xiphisternum, 239  
  
yellow-greenness, 41, 71, 83,  
  271, 281  
young person, 173, 267, 281, 293




















JAN 17 1997

